





						
Silca library	Libreria Silca	Silca bücherei	Librairie Silca	Libreria Silca	Livraria Silca	V
Index	Terminologia	Terminologie	Terminologie	Terminologia	Terminologia	VI
Key identification	Identificazione chiave	Schlüsselidentifikation	Identification clé	Identificación de la llave	Identificação de uma chave	VII
Technical information	Informazioni tecniche	Technische Auskünfte	Informations techniques	Informaciones técnicas	Informações técnicas	VIII
Uses	Utilizzi	Verwendungen	Utilisation	Utilizaciones	Utilizações	X
Nationality	Nazionalità	Nationalität	Nationalité	Nacionalidad	Nacionalidade	X
Transponder information	Informazioni transponder	Transponder Auskünfte	Informations transpondeur	Informaciones transponder	Informações transponder	XI
Transponder replacement	Sostituzione transponder	Auswechseln des Transponders	Remplacement du transpondeur	Substitución transponder	Substituição do transponder	XIII
Silca Transponder Technology	Tecnologia Transponder Silca	Silca Transponder Technologie	Technologie Transpondeur Silca	Tecnología Transponder Silca	Tecnologia Transponder Silca	XIV
Silca Electronic Key	Chiave Elettronica Silca	Elektronischer Schlüssel Silca	Clé Electronique Silca	Llave Electrónica Silca	Chave Electrónica Silca	XVI

Vehicle keys	Chiavi veicoli	Fahrzeugschlüssel	Clés pour véhicules	Llaves vehículos	Chaves para veículos	1
Vehicle related keys	Chiavi veicoli - Utilizzi vari	Fahrzeugschlüssel für verschiedene Verwendungen	Clés véhicules pour différentes utilisations	Llaves vehículos para diferentes utilizaciones	Chaves veículos para utilizações várias	61
Car keys guide	Guida chiavi auto	Führer für Autoschlüssel	Guide clés pour voitures	Guía llaves para coches	Guia chaves para carros	71
Motorcycle keys guide	Guida chiavi moto	Führer für Motorräderschlüssel	Guide clés pour motocyclettes	Guía llaves para motocicletas	Guia chaves para motocicletas	283
Truck keys guide	Guida chiavi camion	Führer für LKW Schlüssel	Guide clés pour camions	Guía llaves para camiones	Guia chaves para camiões	315
SBB/SDD Vehicle keys guide	SBB/SDD Guida chiavi veicoli	SBB/SDD Führer für Fahrzeugschlüssel	SBB/SDD Guide clés pour véhicules	SBB/SDD Guía Llaves para Vehículos	SBB/SDD Guia chaves para veículos	321
SBB/SDD Remote controls guide	SBB/SDD Guida telecomandi	SBB/SDD Führer für Fernbedienungen	SBB/SDD Guide pour commandes à distance	SBB/SDD Guía para mandos a distancia	SBB/SDD Guia para controles remotos	389
Indexes	Indici	Index	Index	Indices	Índices	395



**Dear client,
we thank you for having chosen Silca products.**

Our keys are exclusively produced with certified first pick raw materials. Every single work phase is controlled and carried out with highly advanced machinery. Severe product quality control certifies: dimensions, aesthetics, and respond to the original product and/or to the clients specific requests. Using the SPC (Statistic Process Control) control procedure to every single working phase we guarantee the quality our customers expect from Silca S.p.A. products. At the end of every working cycle specific tests assure constant quality right up to the finished product.



**Sehr geehrte Kunden,
wir danken Ihnen, daß Sie unsere Produkte gewählt haben.**

Unsere Schlüssel sind nur mit gewählten und zertifizierten Rohmaterialien hergestellt. Jede einzelne Arbeitsphase, die mit modernen Maschinen und exklusiven Entwicklungs- und Projektierungsmittel gemacht wurde, ist durch strenge Kontrolle zertifiziert. Masse, Ästhetik, Produkte und Materialien sind nach den technischen Spezifikation garantiert. Die SPC (Statistic Process Control) Verfahren versichern die Qualitätskontrolle auf jede einzelne Arbeitsphase.



**Apreciado cliente,
le agradecemos haber elegido los productos Silca.**

Nuestras llaves se fabrican exclusivamente con materia prima seleccionada y certificada. Cada fase de fabricación, efectuada con maquinaria de última generación y herramientas de proyecto exclusivo, es certificada en base a severos controles de todas las variables cualitativas del producto: tamaño, estética, perfecta correspondencia del material con el producto original o la solicitud del cliente. La adopción de procedimientos de control SPC (Statistic Process Control) en cada fase de producción garantiza además el control de la calidad en cada fase individual de trabajo en tiempo real.



**Gentile Cliente,
La ringraziamo per aver scelto i prodotti Silca.**

Le nostre chiavi vengono prodotte esclusivamente con materie prime selezionate e certificate. Ogni singola fase di lavorazione, effettuata con macchinari all'avanguardia e attrezzature di progettazione esclusiva, viene certificata in base a severi controlli su tutte le variabili qualitative di prodotto: dimensioni, estetica, perfetta rispondenza del materiale e del prodotto alle specifiche dell'originale o del cliente. L'adozione di procedure di controllo SPC (Statistic Process Control) ad ogni fase di produzione garantisce inoltre il controllo della qualità ad ogni singola fase di lavorazione in tempo reale.



**Cher client,
nous vous remercions d'avoir choisi les produits Silca.**

Nos clés sont produites exclusivement sur la base de matières premières sélectionnées et certifiées conformes. Chaque phase du processus de fabrication de nos produits, est effectuée au travers de machines d'avant-garde et d'outillages exclusifs. Après des contrôles très sévères de toutes les variables qualitatives possibles du produit: dimensions, aspect esthétique, correspondance parfaite du matériel et du produit-même aux caractéristiques spécifiques originales et/ou demandées par le client, chacune de ces mêmes phases opératives est ensuite certifiée individuellement. Le choix d'adopter un processus de contrôle SPC (Statistic Process Control) pour chaque phase de fabrication, en garantit simultanément le contrôle en temps réel.



**Prezado Cliente,
agradecemos-lhe por ter escolhido os produtos Silca.**

As nossas chaves são fabricadas exclusivamente com matérias-primas seleccionadas e certificadas. Cada fase do fabrico, realizada com máquinas de vanguarda e equipamento de projecto exclusivo, é certificada com base em rigorosos controlos de todas as variáveis qualitativas do produto: dimensões, estética, correspondência perfeita do material e do produto com as especificações do original ou do cliente. A adopção de procedimentos de controlo SPC (Statistic Process Control) em cada fase de produção também garante o controlo da qualidade em todas as fases do trabalho em tempo real.

SILCA LIBRARY - LIBRERIA SILCA - SILCA BÜCHEREI - LIBRAIRIE SILCA - LIBRERIA SILCA - LIVRARIA SILCA



"The Car Book 3" updates and completes the information relating to all transponder vehicle keys produced by Silca.

This catalogue together to the monthly news bulletins provides a convenient guide to consultation for the entire range of Silca vehicle keys.

SILCA NEWS AND UPDATES* — To keep your catalogues up to date visit www.silca.biz, where you can find monthly updates on any new keys produced by consulting and printing the "Silca News" bulletin.



"The Car Book 3" aktualisiert und ergänzt die Informationen bezüglich aller von Silca hergestellten Transponder Fahrzeugschlüssel. Dieser Katalog zusammen mit den monatlichen News sind eine praktische Anleitung zum Nachschlagen der gesamten Silca Fahrzeugschlüsselpalette.

NEUHEITEN UND UPDATES SILCA* — Mit der Webseite www.silca.biz können Sie Ihre Kataloge immer auf dem letzten Stand halten Durch Konsultation und Ausdruck der "Silca News", können Sie jeden Monat überprüfen, welche neuen Schlüssel hergestellt wurden.



"The Car Book 3" actualiza y completa las informaciones relativas a todas las llaves transponder por vehículo producidas por Silca.

Este catálogo junto con los boletines mensuales ofrece una cómoda guía para consultar toda la gama Silca de llaves vehículo.

NOVEDADES Y ACTUALIZACIONES SILCA* — Para que sus catálogos resulten siempre actualizados, conéctese con el sitio www.silca.biz. Podrá verificar cada mes cuáles nuevas llaves se han producido consultando e imprimiendo los boletines "Silca News".



"The Car Book 3" aggiorna e completa le informazioni relative a tutte le chiavi veicolo transponder prodotte da Silca.

Questo catalogo, unitamente ai bollettini news mensili, offre una comoda guida per la consultazione di tutta la gamma chiavi veicolo Silca.

NOVITÀ E AGGIORNAMENTI SILCA* — Per mantenere sempre aggiornati i vostri cataloghi, collegatevi al sito www.silca.biz. Potrete verificare ogni mese quali nuove chiavi sono state prodotte consultando e stampando i bollettini "Silca News"



Dans notre catalogue "The Car Book 3", vous trouverez toutes les informations actualisées et complètes sur toutes les clés-véhicules avec transpondeur produites par Silca. Ce catalogue sommé aux bulletins mensuels, est en fait un guide pratique pour la consultation de toute la gamme clés -véhicules Silca.

NOUVEAUTÉS ET MISES À JOUR SILCA* — Pour avoir des catalogues toujours à jour, il suffit de vous connecter à notre site www.silca.biz. Vous y trouverez les nouvelles clés produites dans les bulletins "Silca News" imprimables.



"The Car Book 3" actualiza e completa as informações relativas a todas as chaves transponder para veículo produzidas pela Silca.

Este catálogo junto a os boletins mensais constitue um guia cómodo para a consulta de toda a gama Silca de chaves para veículo.

NOVIDADES E ACTUALIZAÇÕES SILCA* — Para manter sempre actualizados os Seus catálogos, consulte o site www.silca.biz, onde poderá verificar todos os meses quais novas chaves foram produzidas consultando e imprimido os boletins "Silca News"



The Car Book 3



Silca News Bulletins

P394

Catalogue code
Codice catalogo
Katalog code

Codé du catalogue
Código del catálogo
Código do catálogo

To order a copy of this catalogue: code P394.

Per ordinare una copia di questo catalogo: codice P394.

Um eine Kopie von diesem Katalog zu bestellen: Code P394.

Pour commander une copie de ce catalogue: code P394.

Para ordenar una copia de este catálogo: código P394.

Para ordenar uma cópia deste catálogo: código P394.

www.silca.biz



To update "The Car Book 3" catalogue download the "Silca News" Bulletins. Monthly updates.

Per aggiornare il catalogo "The Car Book 3" scaricate i bollettini "Silca News". Aggiornamento mensile.

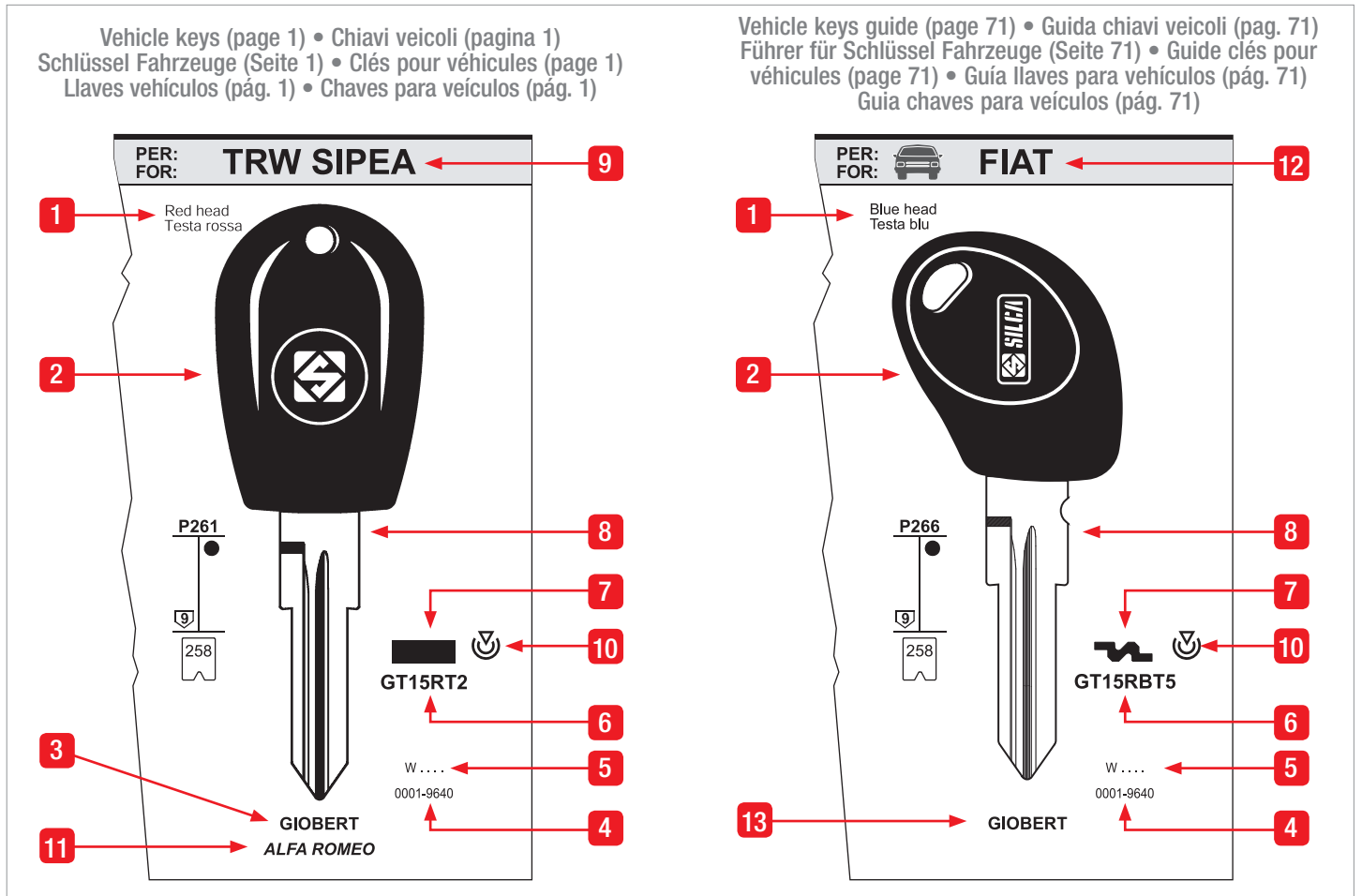
Um den Katalog "The Car Book 3" zu aktualisieren, entladen Sie bitte den "Silca News". Monatliche Aktualisierungen.

Pour ajourner le catalogue "The Car Book 3" téléchargez les bulletins "Silca News". Mises à jour mensuelles.

Para actualizar el catálogo "The Car Book 3" descarguen los boletines "Silca News". Actualizaciones mensuales.

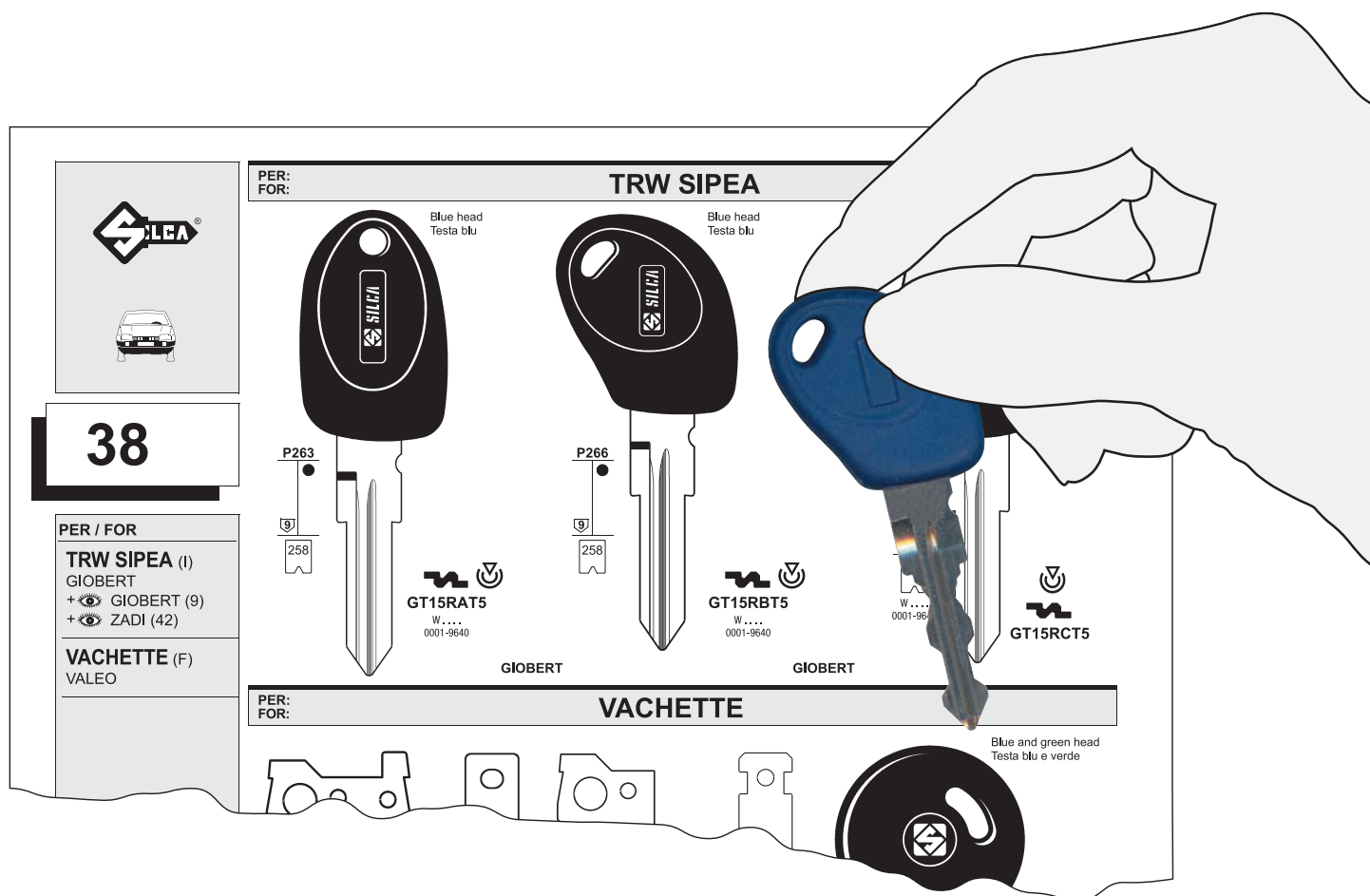
Para atualizar o "The Car Book 3" catalogue descarreguem os boletins "Silca News". Atualizações mensais.

INDEX - TERMINOLOGIA - TERMINOLOGIE - TERMINOLOGIE - TERMINOLOGIA - TERMINOLOGIA



	United Kingdom	Italy	Germany	France	Spain	Portugal
1	Head Colour	Colore testa	Kopf-Farbe	Couleur tête	Color cabeza	Cor da cabeça
2	Head	Testa	Kopf	Tête	Cabeza	Cabeça
3	Secondary Brands	Marche secondaire	Nebenmarke	Marques secondaires	Marcas secundarias	Marcas secundárias
4	Code	Serie	Serie	Code	Serie	Códigos
5	Original profile	Profilo originale	Originalprofil	Profil original	Perfil original	Perfil original
6	Silca Item	Articolo Silca	Silca-Artikel	Article Silca	Artículo Silca	Artigo Silca
7	Profile	Profilo	Profil	Profil	Perfil	Perfil
8	Blade (stem)	Canna	Schaft	Canne	Caña	Cana
9	Lock Brand	Marca serratura	Schloß-Marke	Marque serrure	Marca cerradura	Marca da fechadura
10	Transponder Type	Tipo Transponder	Transponder-Typ	Type de Transpondeur	Tipo de Transponder	Tipo de Transponder
11	Use	Utilizzo	Verwendung	Utilisation	Utilización	Utilização
12	Vehicle Brand	Marca veicolo	Fahrzeuge-Marke	Marque véhicule	Marca vehículo	Marca do veículo
13	Lock Brand	Marca serratura	Schloß-Marke	Marque serrure	Marca cerradura	Marca da fechadura

KEY IDENTIFICATION - IDENTIFICAZIONE CHIAVE - SCHLÜSSELIDENTIFIKATION - IDENTIFICATION CLÉ - IDENTIFICACIÓN DE LA LLAVE - IDENTIFICAÇÃO DE UMA CHAVE



Keys are drawn to a 1:1 scale

Identification of a key may be made by laying the sample on the drawing, paying particular attention to the blade and to the profile.

Alternative head shapes are indicated by images around the standard head.



I disegni delle chiavi sono in scala 1:1

I profili (sezione della canna) sono visti dalla testa. Per la ricerca basta sovrapporre la chiave campione al disegno esaminando particolarmente la canna (gambo) e la sezione (profilo).

Teste originali diverse sono rappresentate con linea tratteggiata.



Die Zeichnungen der Schlüssel sind in Skala 1:1

Die Profile (Schnitt der Stange) werden vom Kopf ab gesehen. Für die Suche genügt es den Musterschlüssel mit der angegebenen Zeichnung zu vergleichen, aber wir empfehlen, besonders die Stange und das Profil zu überprüfen.

Verschiedene Originalköpfe sind durch gestrichelte Linien dargestellt.



Les dessins des clés sont à échelle 1:1

Les profils (section du canon) sont vus de la tête. Pour la recherche il suffira de superposer la clé échantillon au dessin en examinant tout particulièrement le canon (tige) et la section (profil).

Têtes originales différentes sont représentées par des lignes en tirets.



Los dibujos de las llaves son en escala 1:1

Los perfiles (sección de la caña) son vistos de la cabeza. Para la búsqueda basta sobreponer la llave de muestra al dibujo, examinando con particular atención la caña y la sección.

Las cabezas originales diferentes están representadas con una línea punteada.

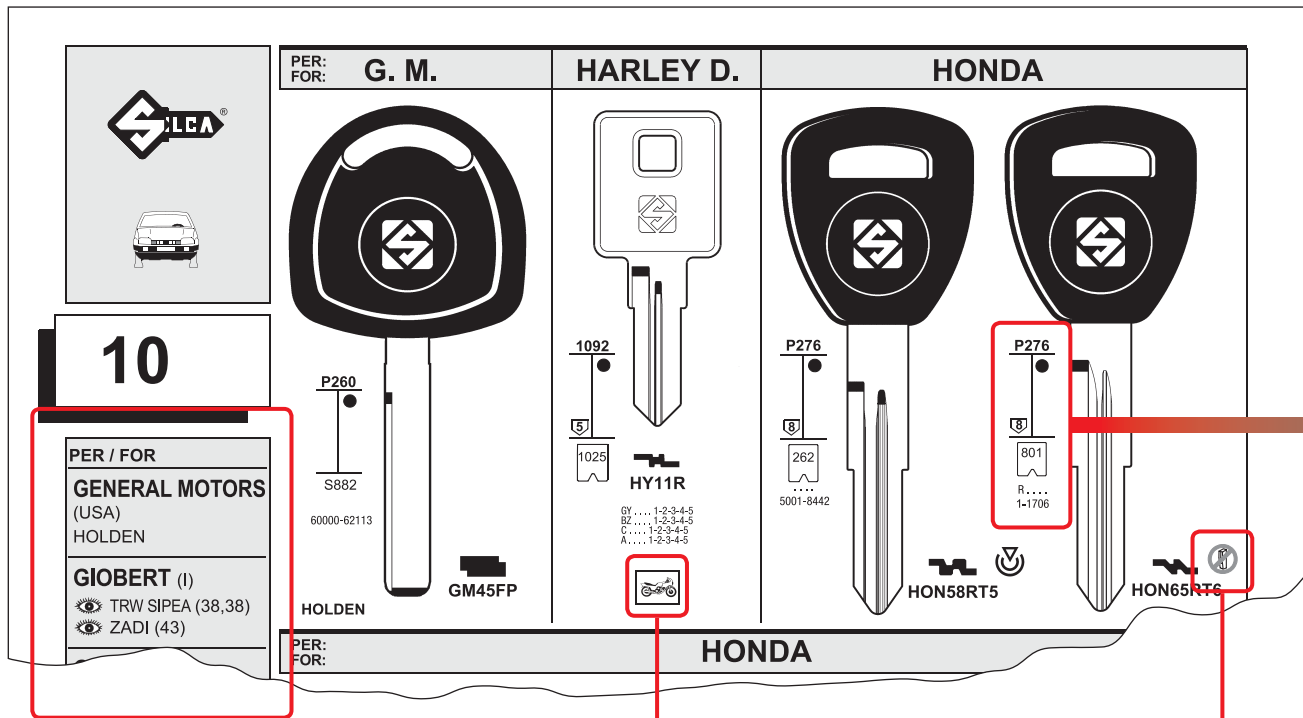


Os desenhos das chaves estão em escala 1:1

Os perfis (secção da cana) são vistos da cabeça. Para uma pesquisa eficiente, basta sobrepor a chave original por cima do desenho e examinar atentamente a cana da chave e o perfil.

Cabeças originais diferentes estão representadas com uma linha tracejada.

TECHNICAL INFORMATION - INFORMAZIONI TECNICHE - TECHNISCHE AUSKÜNFTE - INFORMATIONS TECHNIQUES - INFORMACIONES TÉCNICAS - INFORMAÇÕES TÉCNICAS



Use (page X)
 Utilizzo (pag. X)
 Verwendung (Seite X)
 Utilisation (page X)
 Uso (pág. X)
 Uso (pág. X)

Transponder type (page XII)
 Tipo di transponder (pag. XII)
 Transponder-Typ (Seite XII)
 Type de Transpondeur (page XII)
 Tipo de Transponder (pág. XII)
 Tipo de Transponder (pág. XII)

PER / FOR	Main brand (Nationality)	Marca principale (Nazionalità)	Hauptmarke (Nationalität)	Marque principale (Nationalité)	Marca principal (Nacionalidad)	Marca principal (Nacionalidade)
GENERAL MOTORS (USA) HOLDEN	Refer to main brand on page indicated in brackets	Rinvio alla marca principale alla pagina indicata tra parentesi	Verweisung der Hauptmarke auf den angezeigten Seiten in Klammer	Renvoi à la marque principale à la page indiquée entre parenthèses	Reenvio a la marca principal en la paginas indicadas entre parentesis	Reenvia-se a marca principal em página indicada entre parênteses
GIOBERT (I) TRW SIPEA (38,38) ZADI (43)						
GIUSSANI (I) ZADI (43)						
HARLEY D. (USA)	Nationality (page X)	Nazionalità (pag. X)	Nationalität (Seite X)	Nationalité (page X)	Nacionalidad (pág. X)	Nacionalidade (pág. X)
HOLDEN (AUS) GENERAL MOTORS (9)	Secondary brands	Marche secondaire	Nebenmarke	Marques secondaires	Marca secundarias	Marca secundárias
HONDA (J) VALEO						
HUF (D) WITTE YMOS DAEWOO (3) FORD EU (5) SKODA (31)	Look back keyblanks under other brands on pages indicated in brackets	Rinvio alle chiavi di altre marche alle pagine indicate tra parentesi	Verweisung auf die Schlüssel anderer Marken auf den angezeigten Seiten in Klammer	Renvoi aux clés d'autres marques aux pages indiquées entre parenthèses	Reenvio a las llaves de otras marcas en las paginas indicadas entre parentesis	Reenvia-se para chaves de outras marcas em páginas indicadas entre parênteses

























TECHNICAL INFORMATION - INFORMAZIONI TECNICHE - TECHNISCHE AUSKÜNFTE - INFORMATIONS TECHNIQUES - INFORMACIONES TÉCNICAS - INFORMAÇÕES TÉCNICAS

Information including material type is shown alongside each key:
A fianco di ogni chiave sono specificate alcune caratteristiche tecniche e varianti disponibili:
Neben jedem Schlüssel sind einige technische Daten und mögliche Varianten angegeben:
A côté de chaque clé sont indiqués les caractéristiques techniques et matériaux disponibles:
Al lado de cada llave se especifican datos técnicos y variantes disponibles:
Ao lado de cada chave esta indicado as características técnicas e a matéria prima em que a chave pode ser fornecida:

	Standard production material:	Materiale di normale produzione:	Material von normaler Produktion:	Matériel standard:	Material de producción corriente:	Matéria-prima standard:
	Steel	Acciaio	Stahl	Acier	Acero	Aço
	Brass	Ottone	Messing	Laiton	Latón	Latão
	Nickel silver	Alpacca	Neusilber	Maillechort	Alpaca	Alpaca
	Iron	Ferro	Eisen	Fer	Hierro	Ferro
I23	Head-shape code adjacent to each key for easy identification of customized coining dies	Codice testa per facilitare la scelta di conii personalizzati	Kopf-Code, um die Auswahl der Prägungen zu erleichtern	Code de la tête pour faciliter le choix des frappes personnalisées	Código de la cabeza para facilitar la elección de acuñaciones personalizadas	Código da cabeça para facilitar a escolha dos cunhos, no caso dos pedidos de chaves personalizadas
	Available in SILCA COLOR / SLIM COLOR	Disponibile in SILCA COLOR / SLIM COLOR	Lieferbar in SILCA COLOR / SLIM COLOR	Disponible en SILCA COLOR / SLIM COLOR	Disponible en SILCA COLOR / SLIM COLOR	Disponível em SILCA COLOR / SLIM COLOR
	Available in ULTRALITE	Disponibile in ULTRALITE	Lieferbar in ULTRALITE	Disponible en ULTRALITE	Disponible en ULTRALITE	Disponível em ULTRALITE
	No. of big pins	Nr. spine grandi	Nr. grosse Dornen	Nr. grands pistons	Nr. de agujas grandes	Nr. de pivos grandes
	No. of small pins	Nr. spine piccole	Nr. kleinen Dornen	Nr. petits pistons	Nr. de agujas pequenas	Nr. de pivos pequenos
	Back milled profile	Profilo dorsato	Rückengefrästes Profil	Profil à chiffrage dorsal	Perfil lomeado	Perfil boleado no dorso
	Card Number for cutting by code on Silca electronic machines for flat keys.	Numero scheda per riproduzione a codice con macchine elettroniche Silca per chiavi piatte.	Kartenummer für die Kopierung nach Code auf Silca Elektronische Schlüsselkopiermaschine für Flachschlüssel.	Numéro de fiche pour la reproduction à code sur machines électroniques Silca pour clés plates.	Número de la ficha para la reproducción en base a código con duplicadoras electrónicas Silca para llaves planas.	Número de ficha técnica para a duplicação pelo código nas máquinas electrónicas Silca (chaves planas).
S56	Silca Serial Number for cutting by code on Silca electronic machines for dimple and laser keys.	Silca Serial Number per riproduzione a codice su duplicatrici elettroniche Silca per chiavi punzonate e laser.	Silca Serial Number für die Kopierung nach Code auf Silca Elektronische Schlüsselkopiermaschine für Bohrmulden Schlüssel und Bahnen-Schlüssel.	Silca Serial Number pour la reproduction à code sur machines électroniques Silca pour clés a points et clés avec taille de type laser.	Silca Serial Number para la reproducción en base a código con duplicadoras electrónicas Silca para llaves de punto y llaves de regatas.	Silca Serial Number para a duplicação pelo código nas máquinas electrónicas Silca (chaves de pontos e tipo laser).
P47	Silca Serial Number for cutting by code on the Prima Laser and Idea Machines	Silca Serial Number per riproduzione a codice su Prima Laser e Idea	Silca Serial Number für die Kopierung nach Code auf Prima Laser und Idea Maschinen	Silca Serial Number pour la reproduction à code avec machines Prima Laser et Idea	Silca Serial Number para la reproducción en base a código con Prima Laser y Idea	Silca Serial Number para a duplicação pelo código nas máquinas Prima Laser e Idea

THE CAR BOOK 3

TECHNICAL INFORMATION - INFORMAZIONI TECNICHE - TECHNISCHE AUSKÜNFTEN - INFORMATIONS TECHNIQUES - INFORMACIONES TÉCNICAS - INFORMAÇÕES TÉCNICAS

USES - UTILIZZI - VERWENDUNGEN - UTILISATION - UTILIZACIONES - UTILIZAÇÕES					
	Ignition and steering wheel lock Avviamento / Bloccasterzo Zünd- und Lenkradschloß Mise en marche et antivol Arranque seguro de dirección Ignição, bloqueio da direcção		Trucks Camion LKW Camion Camiones Camiões		Boat engines Motori marini Schiffsmotoren Moteurs de bateaux Motores marinos Motores marítimos
	Door lock Portiera Türe Portière Puerta Porta de carro		Vans Furgone Lastwagen Fourgon Furgón Furgão		Ski holder Portasci Skiträger Porte skis Portaesquis Porta-esquis
	Boot/Hatchback Bagagliaio/Portiera posteriore Kofferraum/Hecktür Coffre/Portière postérieure Maletero/Puerta trasera Bagageira/Porta traseira		Mini-buses Pullmino Kleinbus Minibus Minibus Míni-ônibus		Forklift Muletti Gabelstapler Clark Carretilla elevadora Empilhadores
	Petrol cap Tappo benzina Benzintankverschluss Bouchon réservoir Tapa de gasolina Tampão de gasolina		Pick-up trucks Camioncino/Pick-up Kleinlasttransporter/Pick-up Camionette/Pick-up Camión ligero/Pick-up Furgoneta/Pick-up		Garage doors Porta garage Garagentür Portes de garages Puerta garage Porta de garagem
	Drawer Cassetto Schublade Tiroir Gaveta Porta luvas		Car Auto Auto Voiture Automóvil Autómveis		Lawn-mower Rasaerba Rasenmäher Tondeuse Corta-cesped Corta-relvas
	Cycle seat Sella Sattel Selle Silla Selim		Motorcycle Motocicletta Motorräd Motocyclette Motocicleta Motocicletas		Tractors Trattori Traktoren Tracteurs Tractores Tractores
	Helmet holder Porta casco Helm-Stütze Porte-casque Porta-casco Porta-capacete		Airlanes Aerei Flugzeuge Avions Aviones Aviões		Earth moving machines Macchine movimento terra Raupenschlepper Machines pour déplacement de terre Máquinas para movimiento de tierra Máquinas para movimiento de tierra
	Bicycles Biciclette Fahrräder Bicyclettes Bicicletas Bicicletas		Caravans Caravan Caravan Caravannes Caravanas Caravanas		Antitheft devices for motor-cycles Antifurto per ciclomotori e motociclette Diebstahlschutz für Motorfahrräd und Motorräder Anti-vol pour cyclomoteurs/motocyclettes Antihurto para ciclomotores y motocicletas Anti-roubo para scooters e motocicletas

NATIONALITY - NAZIONALITÀ - NATIONALITÄT - NATIONALITÉ - NACIONALIDAD - NACIONALIDADE					
A Austria	CZ Czech. Repub.	GR Greece	LT Lithuania	RA Argentina	TN Tunisia
AUS Australia	D Germany	H Hungary	LV Latvia	RCH Chile	TR Turchia
AZ Azerbaijan	DK Denmark	HK Hong-Kong	MD Republic of Moldova	RNR Zambia	USA United States of America
B Belgium	DZ Algeria	HR Croatia	N Norway	RO Romania	UA Ukraine
BG Bulgaria	E Spain	I Italy	NL The Netherlands	RUS Russia	WAN Federal Republic of Nigeria
BR Brazil	EST Estonia	IL Israel	P Portugal	S Sweden	YV Venezuela
BY Belarus	ET Egypt	IND India	PL Poland	SCG Serbia and Montenegro	ZA Republic of South Africa
CDN Canada	F France	IRL Ireland	PRC/CN China	SLO Slovenia	
CH Switzerland	FIN Finland	J Japan	RC/TW Taiwan	SU ex-URSS	
CO Colombia	GB Great Britain	KSA Saudi Arabia			

TRANSPONDER INFORMATION - INFORMAZIONI TRANSPONDER - TRANSPONDER AUSKÜNFTE - INFORMATIONS TRANSPONDEUR - INFORMACIONES TRANSPONDER - INFORMAÇÕES TRANSPONDER

INDEX - TERMINOLOGIA - TERMINOLOGIE - TERMINOLOGÍA



TRANSPONDER An electronic chip with a nonvolatile memory which contains an ELECTRONIC CODE. The transponder has an antenna with which it can interface with an external electronic control device. Through the antenna the device emits a fixed frequency signal; the transponder receives the signal and then transmits its electronic code, by means of special modulation techniques, to the control device, which is able to process the code. The transponder has no external input of power supply (passive system); it receives the energy necessary to work from the signal emitted by the external control device (inductive coupling between the control device antenna and that of the transponder).

IMMOBILIZER An electronic antitheft system which interfaces with the engine control device, and often also with the starter, that allows the engine to start only when the electronic code in the transponder is recognized.



TRANSPONDER Es handelt sich um einen mit einem nicht flüchtigen Speicher ausgestatteten elektronischen Chip, der einen ELEKTRONISCHEN CODE enthält. Der Transponder ist mit einer Lesespule versehen, die es ermöglicht, sich an ein externes elektronisches Steuergerät anzuschließen. Dieses Steuergerät gibt über eine Lesespule ein Signal mit einer bestimmten Frequenz (fix) ab; der Transponder nimmt dieses Signal auf und sendet unter Verwendung von spezifischen Modulationstechniken einen eigenen elektronischen Code an das Steuergerät, das ihn dann ausarbeitet. Der Vorteil des Transponders ist, daß keine äußere Versorgung notwendig ist (passives System), sondern daß die für den Betrieb nötige Energie dem vom externen Steuergerät gesendeten Signal entnommen wird (induktive Kopplung zwischen Lesespule des Steuergeräts und Antenne des Transponders).

IMMOBILIZER Es handelt sich dabei um eine elektronische Diebstahlsicherung, die an das elektronische Steuergerät des Motors und oft auch an den Anlasser angeschlossen werden kann. Der Anlasser erteilt die Starterlaubnis, wenn der elektronische Code im Transponder erkannt wird.



TRANSPONDER Chip electrónico provisto de memoria no volátil que contiene un CODIGO ELECTRONICO. El transponder está provisto de antena que permite interactuar con una central electrónica exterior. Esta central emite, por medio de una antena, una señal a frecuencia fija; el transponder, después de recibir la señal y utilizando técnicas particulares de modulación, envía su propio código electrónico a la central, que de esta manera está en condiciones de procesarlo. El transponder no necesita ningún suministro de corriente desde el exterior, sino que saca la energía necesaria a su propio funcionamiento de la señal que le llega de la central exterior (acoplamiento por inducción entre la antena de la central y la del transponder).

SISTEMA IMMOVILIZADOR Es un sistema antirrobo de tipo electrónico que, al interactuar con la central de control del motor y a menudo incluso con el motor de arranque, da el consentimiento al encendido del motor, cuando reconozca el código electrónico presente en el transponder.



TRANSPONDER Chip elettronico dotato di memoria non volatile contenente un CODICE ELETTRONICO. Il transponder è dotato di antenna che permette di interfacciarsi con una centralina elettronica. La centralina emette tramite un'antenna un segnale a frequenza fissa; il transponder, ricevuto tale segnale, tramite particolari tecniche di modulazione invia il proprio codice elettronico alla centralina, che è in grado di elaborarlo e riconoscerlo. Il transponder non ha nessun tipo di alimentazione esterna (è un sistema passivo); ricava l'energia necessaria al suo funzionamento dal segnale inviato dalla centralina (ACCOPIAMENTO INDUTTIVO fra antenna della centralina e del transponder).

SISTEMA IMMOBILIZZATORE Sistema antifurto di tipo elettronico in grado di interfacciarsi con la centralina di controllo motore e spesso anche con il motorino d'avviamento, che dà il consenso di accensione motore nel caso in cui venga riconosciuto il codice elettronico presente nel transponder.



TRANSPONDEUR Chip électronique doté de mémoire non volatile contenant un CODE ELECTRONIQUE. Le transpondeur est doté d'une antenne permettant l'interface avec une unité de contrôle. Cette unité de contrôle émet un signal à fréquence fixe; le transpondeur, reçoit ce signal, en appliquant des techniques de modulations spéciales, il envoie son propre code électronique à l'unité de contrôle qui est ainsi en mesure d'en effectuer le traitement. Le transpondeur n'a besoin d'aucune alimentation externe (système passif); prélevant l'énergie qu'il lui faut pour fonctionner du signal envoyé par l'unité de contrôle (couplage inductif entre l'antenne de l'unité de contrôle et celle du transpondeur).

SYSTEME D'IMMOBILISATION C'est un antivol de type électronique qui, interfacé avec l'unité de contrôle du moteur et la plupart des cas avec le démarreur, donne le consentement au démarrage du moteur après identification du code électronique présent dans le transpondeur.



TRANSPONDER Chip electrónico dotado de memória não volátil que contém um CÓDIGO ELECTRÓNICO (número). O transponder está provisto de uma antena que permite a ligação em interface com uma central electrónica. A central emite, por meio de uma antena, um sinal com frequência fixa; recebido esse sinal, o transponder, por meio de técnicas especiais de modulação, envia o próprio código electrónico para a central, que o pode processar e reconhecer. O transponder não tem algum tipo de alimentação externa (é um sistema passivo); tira a energia necessária para o seu funcionamento do sinal enviado pela central (ACOPLAMENTO INDUTIVO entre a antena da central e do transponder).

SISTEMA DE IMOBILIZAÇÃO Sistema anti-roubo de tipo electrónico que pode ser ligado em interface com a centralina de controlo do motor e frequentemente até com o motor de arranque, e que habilita a ignição do motor no caso em que seja reconhecido o código electrónico presente no transponder.

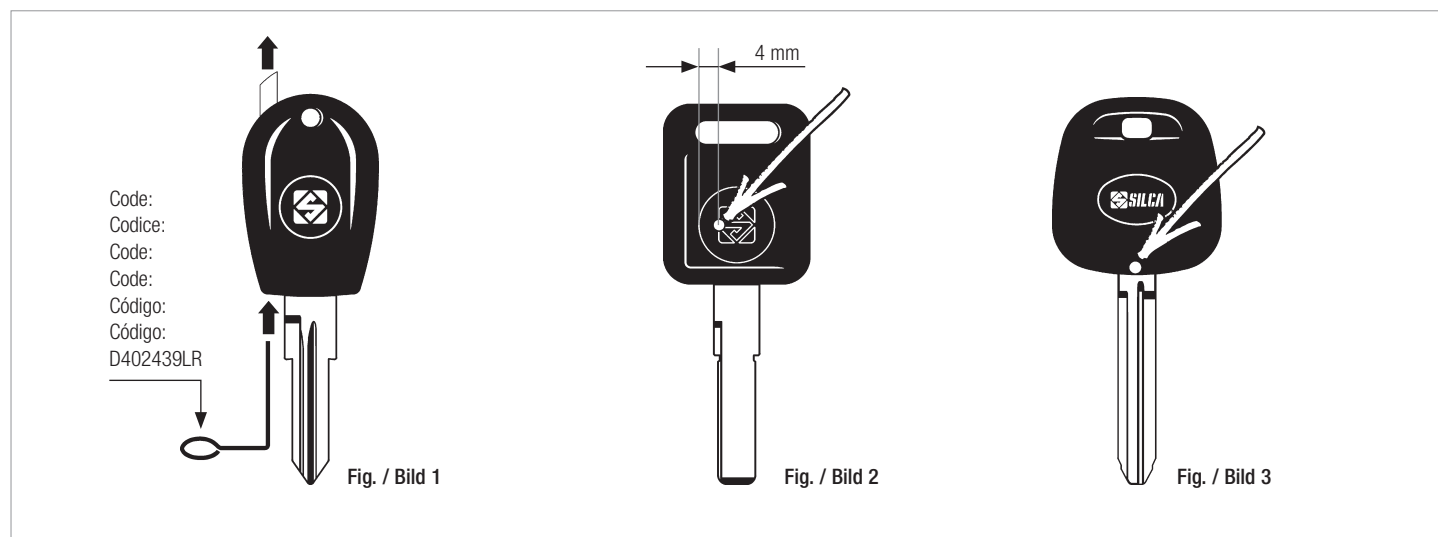
TRANSPONDER INFORMATION - INFORMAZIONI TRANSPONDER - TRANSPONDER AUSKÜNFTTE - INFORMATIONS TRANSPONDEUR - INFORMACIONES TRANSPONDER - INFORMAÇÕES TRANSPONDER

SYMBOLS - SIMBOLI - SYMBOLE - SYMBOLES - SÍMBOLOS - SÍMBOLOS

	FIXED ELECTRONIC CODE	Each key has a different electronic code. The codes are fixed alphanumeric code types (they are not rewritten when the engine is started).
	CODICE ELETTRONICO FISSO	Ciascuna chiave contiene un codice elettronico diverso. Ognuno di questi codici rimane invariato, non viene cioè riscritto al momento dell'accensione del motore.
	FIXER ELEKTRONISCHER CODE	Jeder Schlüssel des Systems enthält einen anderen elektronischen Code. Alle Codes bleiben unverändert (d.h. sie werden beim Anlassen des Motors nicht beschrieben).
	CODE ELECTRONIQUE FIXE	Chacune des clés contient un code électronique différent. Aucun de ces codes ne varie (càd qu'on ne le réécrit pas au moment de l'allumage du moteur).
	CODIGO ELECTRONICO FIJO	Cada una llave contiene un código electrónico diferente. Cada uno de estos códigos queda fijo (eso es que no se vuelve a codificar al encender el motor).
	CÓDIGO ELECTRÓNICO FIJO	Cada chave contém um código electrónico diferente. Cada um destes códigos não muda, quer dizer que não é reescrito na altura da ignição do motor.
	ROLLING CODE	Each key has a different electronic code. However, the codes are changed every time the key is used to start the vehicles engine. The procedure by which the code is changed is known only to the manufacturer of the immobilizer and is difficult to deduce by reading the transponder memory in the key.
	CODICE ELETTRONICO VARIABILE	Ciascuna chiave contiene un codice elettronico diverso. Ognuno di questi codici viene cambiato ogni volta che la chiave viene utilizzata per mettere in moto l'auto. La procedura secondo cui tale codice cambia è nota solo al costruttore del sistema immobilizzatore ed è difficilmente deducibile dalla lettura della memoria del transponder all'interno della chiave.
	ROLLING CODE	Jeder Schlüssel des Systems enthält einen anderen elektronischen Code. Diese Codes werden jedoch jedesmal, wenn der Motor gestartet wird, geändert. Das Verfahren zur Änderung des Codes ist nur dem Hersteller der elektronischen Wegfahrsperre bekannt und ist sehr schwer durch das Lesen des Transponderspeichers im Inneren des Schlüssels erkennbar.
	CODE ELECTRONIQUE VARIABLE	Chacune des clés contient un code électronique différent. On change toutefois chacun de ces codes chaque fois que la clé est utilisée pour mettre la voiture en marche. Seul le constructeur du système d'immobilisation connaît le mode selon lequel ce code change et il est difficile de le déduire de la lecture de la mémoire du transpondeur à l'intérieur de la clé.
	CODIGO ELECTRONICO VARIABLE	Cada llave contiene un código electrónico diferente. Cada uno de estos códigos cambia cada vez que se utiliza la llave para poner en marcha el coche. El procedimiento según el que dicho código cambia es conocido solamente por el constructor del sistema inmovilizador y muy difícilmente se puede deducir de la lectura de la memoria del transponder en el interior de la llave.
	CÓDIGO ELECTRÓNICO VARIÁVEL	Cada chave contém um código electrónico diferente. Cada um destes códigos é mudado sempre que a chave for utilizada para pôr em funcionamento o carro. O procedimento com que esse código muda só é conhecido ao construtor do sistema de imobilização e dificilmente pode ser deduzido da leitura da memória do transponder no interior da chave.
	CRYPTO CODE	The Crypto Code represents the latest generation of transponders and immobilizer systems (introducing bi-directional encryption of data). Internal protected algorithms will be configured to interpret the alternated messages changing at each cycle.
	CODICE CRYPTO	Rappresenta l'ultima generazione di Transponder e Sistemi Immobilizer sviluppata in modo da essere completamente protetta nella comunicazione a radiofrequenza (codifica bidirezionale dei dati). Gli algoritmi interni protetti saranno configurati in modo da interpretare i messaggi alternati che variano a ciascun ciclo.
	CRYPTO CODE	Der neue Transponder und der Speicher des Computers im fahrzeug sind vollständig in der Radiofrequenz Kommunikation geschützt (bi-direktionale kodifizierung). Die intern geschützten Algorithmen sind so konfiguriert dass die abwechselnden Meldungen, die sich bei jedem zyklus ändern, interpretiert werden können.
	CRYPTO CODE	Le nouveau transpondeur et la mémoire informatique sur le véhicule seront structurés de façon à être totalement protégés dans la communication sur fréquence radio (codage binaire des données). Les algorithmes internes protégés seront configurés de façon à interpréter les messages alternés qui varient à chaque cycle.
	CRYPTO CODE	El nuevo transponder y la memoria del ordenador en el vehículo ser n estructurados de manera que estén protegidos completamente durante la comunicación por radiofrecuencia (codificación bidireccional de los datos). Los algoritmos interiores protegidos se configurar n de manera que se puedan interpretar los mensajes alternados que varían en cada ciclo.
	CÓDIGO CRYPTO	O novo transponder e a memória do computador no veiculo serão estruturados de modo a serem completamente protegidos na comunicação em rádio frequência (codificação bidireccional de dados). Os algoritmos internos protegidos serão configurados de modo a interpretar as mensagens alternadas que variam a cada ciclo.
	EH2 SILCA ELECTRONIC KEY	Electronic chip (with battery) that emulates the function of the Texas® Fix Code type Transponder (4C) and Crypto Type Transponder.
	CHIAVE ELETTRONICA SILCA EH2	Chip elettronico (con batteria); permette di emulare transponders tipo Texas® a codice fisso (4C) e a codice Crypto.
	EH2 SILCA ELEKTRONISCHER SCHLÜSSEL	Elektronischer Chip (mit Batterie); ermöglicht das Kopieren von Transpondern Typ Texas® mit fixem Code (4C) und Crypto.
	CLE ELECTRONIQUE SILCA EH2	Puce électronique (avec pile) pour émuler les transpondeurs de type Texas® à code fixe (4C) et à code Crypto.
	LLAVE ELECTRONICA SILCA EH2	Chip electrónico (con batería); permite emular transponders tipo Texas® con código fijo (4C) y con código Crypto.
	LLAVE ELECTRÓNICA SILCA EH2	Chip electrónico (con pilha); permite emular transponders tipo Texas® con código fijo (4C) e con código Crypto.
	EHP SILCA ELECTRONIC KEY	Electronic Card (with battery) emulating the function of the Philips® transponder type with crypto code (ID46).
	CHIAVE ELETTRONICA SILCA EHP	Scheda elettronica (con batteria); permette di emulare transponders tipo Philips® a codice Crypto (ID46).
	EHP SILCA ELEKTRONISCHER SCHLÜSSEL	Eine elektronische Karte (mit Batterie) emuliert die Funktion des Philips® Transponders mit Crypto-Code (ID46).
	CLE ELECTRONIQUE SILCA EHP	Carte électronique (avec pile) pour émuler les transpondeurs de type Philips® à code Crypto (ID46).
	LLAVE ELECTRONICA SILCA EHP	Ficha electrónica (con batería); permite emular transponders tipo Philips® con código Crypto (ID46).
	LLAVE ELECTRÓNICA SILCA EHP	Ficha electrónica (con pilha) que permite emular los transponders do tipo Philips® com código Crypto (ID46).

Texas®, Philips® are registered trade marks exclusive property of authorized manufacturers of locks and users / Texas®, Philips® sono marchi registrati proprietà esclusiva dei fabbricanti di serrature e degli utilizzatori autorizzati / Texas®, Philips® sind registrierte Handelsmarken chlosshersteller und zugelassenen Fachhändler. / Texas®, Philips® sont marques déposées et appartiennent exclusivement aux fabricants de serrures et aux utilisateurs autorisés / Texas®, Philips® son marcas registradas de propiedad exclusiva de los fabricantes de cerraduras y los utilizadores autorizados / Texas®, Philips® são marcas registradas propriedade exclusiva dos fabricantes de fechaduras e dos utilizadores autorizados.

TRANSPONDER REPLACEMENT - SOSTITUZIONE TRANSPONDER - AUSWECHSELN DES TRANSPONDERS - REEMPLACEMENT TRANSPONDEUR SUBSTITUCIÓN TRANSPONDER - SUBSTITUIÇÃO TRANSPONDER



TRANSPONDER REPLACEMENT (Only for Silca Keys)

It may be necessary to remove the Transponder due to an incorrect procedure or key-cutting error. If so, follow the instructions given below, according to the type of key:

- Key with a single plug (e.g. GT15RT2): push out the plug through the hole in the lower part of the head, using a paper clip or preferably the accessory illustrated (fig. 1). Replace the Transponder and fit the plug in place.
- Key with a pair of plugs (e.g. HU66AT5): perforate the point shown in (fig. 2) until the two plugs separate. Fit the Transponder and seal with two new plugs.
- Key with two shells (e.g. TOY43T2): starting from the point shown in (fig. 3), separate the two shells with a flat screwdriver. Fit the Transponder and re-assemble the key.



AUSWECHSELN DES TRANSPONDERS (Nur für Silca Schlüssel)

Manchmal muß auf Grund von gestörtem Betrieb des Transponders oder schlecht kopierten Schlüsseln der Transponder entfernt werden. In diesem Fall die nachfolgenden Anleitungen je nach Schlüsseltyp befolgen:

- Schlüssel mit einem einzigen Gehäuse (z.B. GT15RT2): durch die untere Öffnung im Kopf das Gehäuse mit Hilfe eines 1,5 mm Metalldrahts oder besser mit einem passenden Werkzeug (Bild 1) herausdrücken. Den Transponder auswechseln und das Gehäuse wieder einsetzen.
- Schlüssel mit Gehäusepaar (z.B. HU66AT5): mit Hilfe eines Nagels und Hammers an der bezeichneten Stelle bohren (Bild 2), bis die beiden Gehäuse getrennt werden. Den Transponder einsetzen und die beiden neuen Gehäuse montieren.
- Schlüssel mit zwei Schalen (z.B. TOY43T2): ausgehend von der bezeichneten Stelle (Bild 3) die beiden Schalen mit einem Schraubenzieher trennen. Den Transponder einsetzen und den Schlüssel wieder zusammenbauen.



SUBSTITUCION DEL TRANSPONDER (Sóamente para llaves Silca)

A veces, por desperfectos de funcionamiento del Transponder o por error de cifrado de la llave, puede que se tenga que sacar el Transponder. En estos casos, siga las instrucciones que se detallan a continuación con arreglo al tipo de llave:

- Llave con un solo tapón (por ejemplo GT15RT2): expulse el tapón a través del agujero en la parte inferior de la cabeza utilizando un alambre de 1,5 mm de diámetro o, preferiblemente, la herramienta que se ve en la figura 1. Reemplace el Transponder y vuelva a meter el tapón.
- Llave con par de tapones (por ejemplo HU66AT5): perfere el punto indicado (fig. 2) sirviéndose de un clavo y un martillo para separar los dos tapones. Introduzca el Transponder y vuelva a cerrar con dos tapones nuevos.
- Llave con dos cascos (por ejemplo TOY43T2): a partir del punto indicado (fig. 3), separe los dos cascos con un destornillador, introduzca el Transponder y vuelva a ensamblar la llave.



SOSTITUZIONE DEL TRANSPONDER (Solo per chiavi Silca)

Talvolta, per malfunzionamento del Transponder o per errore di cifratura della chiave, può essere necessario rimuovere il Transponder. In questi casi seguire le istruzioni seguenti in base al tipo di chiave:

- Chiave con un solo tappo (per esempio GT15RT2): attraverso il foro nella parte inferiore della testa, espellere il tappo utilizzando un filo metallico di 1,5 mm di diametro o preferibilmente l'accessorio in figura 1. Sostituire il Transponder e reinserire il tappo.
- Chiave con coppia di tappi (per esempio HU66AT5): utilizzando un chiodo e un martello forare nel punto indicato (fig. 2) fino a separare i due tappi. Inserire il Transponder e richiudere con due tappi nuovi.
- Chiave con due gusci (per esempio TOY43T2): partendo dal punto indicato (fig. 3) separare i due gusci utilizzando un cacciavite. Inserire il Transponder e riassemble la chiave.



REEMPLACEMENT DU TRANSPONDEUR (Seulement pour clés Silca)

Parfois, suite à un mauvais fonctionnement du Transpondeur ou à une erreur de taillage de la clé, La substitution de celui-ci s'avère nécessaire. Dans ce cas, suivre les instructions ci-dessous selon le type de clé:

- Clé avec un seul bouchon (ex. GT15RT2): a travers l'orifice de la partie inférieure de la tête, expulser le bouchon en utilisant un fil métallique de 1,5 mm de diamètre ou, de préférence, l'accessoire figurant sur le dessin 1. Remplacer le Transpondeur et réintroduire le bouchon.
- Clé avec deux bouchons (ex. HU66AT5): a l'aide d'un clou et d'un marteau, percer dans le point indiqué (fig. 2) jusqu'à séparer les deux bouchons. Introduire le Transpondeur et refermer avec deux nouveaux bouchons.
- Clé avec deux fourreaux (ex. TOY43T2): en partant du point indiqué (fig. 3), séparer les deux fourreaux à l'aide d'un tournevis. Insérer le Transpondeur et remonter la clé.



SUBSTITUIÇÃO DO TRANSPONDER (Só para chaves Silca)

Às vezes, devido a um funcionamento incorrecto do Transponder ou a um erro de corte da chave, pode resultar necessário remover o Transponder. Nesses casos, cumprir as instruções seguintes, de acordo com o tipo de chave:

- Chave com um só tampão (por exemplo GT15RT2): através do furo na parte inferior da cabeça, expelir o tampão utilizando um fio metálico de 1,5 mm de diâmetro ou de preferência o acessório da figura 1. Substituir o Transponder e voltar a inserir o tampão.
- Chave com dois tampões (por exemplo HU66AT5): utilizando um prego e um martelo, furar no ponto indicado (fig. 2) até separar os dois tampões. Inserir o Transponder e fechar com dois tampões novos.
- Chave com dois invólucros (por exemplo TOY43T2): começando do ponto indicado (fig. 3) separar os dois invólucros utilizando uma chave de fendas. Inserir o Transponder e voltar a montar a chave.

SILCA TRANSPONDER TECHNOLOGY - TECNOLOGIA TRANSPONDER SILCA - SILCA TRANSPONDER TECHNOLOGIE - TECHNOLOGIE TRANSPONDEUR SILCA - TECNOLOGÍA TRANSPONDER SILCA - TECNOLOGIA TRANSPONDER SILCA



Silca: the extensive and professional transponder solution.

The Silca Transponder Programming solution is accurate, easy to use and reliable.

Our all in one solution is made of: wide and continuously updated electronic key range, a number of programming devices to choose from, continuously updated software, rapid and reliable programming processes on all the devices, certainty of data acquisition and data logging results.

Silca quality and experience for extensive and professional service.



Silca: unsere umfangreiche und professionelle Transponder-Lösung.

Die Silca-Lösung zur Programmierung von Transpondern ist einfach in der Bedienung, zuverlässig und fehlerfrei.

Unsere Komplettlösung besteht aus: einem breiten und kontinuierlich erweiterten Schlüssel-Sortiment, verschiedenen Transponder-Kopiergeräten, regelmäßigen Software-Updates, einem schnellen und zuverlässigen Decodier- und Programmier-Prozess mit allen Geräten, Sicherheit bei der Daten-Gewinnung sowie bei der Daten-Protokollierung.

Silca Qualität und Erfahrung für einen umfassenden und professionellen Service.



Silca: la soluzione aggiornata e professionale per il servizio duplicazione chiavi veicolo.

La Soluzione Silca per la programmazione transponder è sicura, facile da gestire e sicuramente affidabile.

La nostra proposta, esaustiva ed ideale per rispondere ad esigenze anche molto diversificate, è costituita da una vasta gamma di chiavi elettroniche continuamente aggiornate, numerosi dispositivi transponder tra cui scegliere, software dedicati continuamente aggiornati, processi di programmazione rapidi ed affidabili su tutti i dispositivi Silca, certezza di risultato nell'acquisizione dei dati e nei processi di programmazione.

Scegliete la qualità ed esperienza Silca per un servizio completo e altamente professionale.





SILCA TRANSPONDER TECHNOLOGY - TECNOLOGIA TRANSPONDER SILCA - SILCA TRANSPONDER TECHNOLOGIE -
TECHNOLOGIE TRANSPONDEUR SILCA - TECNOLOGÍA TRANSPONDER SILCA - TECNOLOGIA TRANSPONDER SILCA



Silca: une solution transponder professionnelle élargie.

La solution Silca pour la programmation Transpondeur est spécifiquement facile à utiliser et fiable.

Tout en une seule et unique solution qui permet de mettre à jour à tout moment et/ou régulièrement au choix: la gamme de clés électroniques, le nombre de systèmes de programmation à choisir, par des mises à jour softwares régulières, des procédures de programmation fiables et rapides pour tous les systèmes, par une acquisition rapide et certaine des données et des résultats.

L'expérience et la qualité Silca pour un service professionnel et élargi.



Silca : uma solução alargada e profissional no domínio do transponder.

A solução Silca para a programação Transponder é fiável e fácil de utilizar.

Tudo numa só e única solução. Permite actualizar a qualquer altura e/ou regularmente conforme desejar: A gama de chaves electrónicas, o numero de sistemas de programação e escolha, por actualização regular dos softwares, rotinas de programação fiáveis e rápidas para todos os sistemas, para uma aquisição rápida e segura dos dados e resultados.

A experiência e a qualidade Silca para um serviço profissional e alargado.



Silca: la solución transponder más profesional y completa.

La solución de copia de transponder Silca es precisa, sencilla y fiable.

Una respuesta completa a todas las exigencias compuesta de: amplia gama de llaves electrónicas y continuamente actualizada, amplia selección de dispositivos de copia, software específicos continuamente actualizados, garantía en los resultados de captación y memorización de los datos.

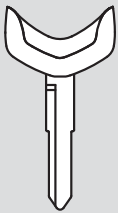
Calidad y experiencia Silca para un servicio de copia completo y profesional.



**SILCA ELECTRONIC KEYS - CHIAVI ELETTRONICHE SILCA - SILCA ELEKTRONISCHE SCHLÜSSEL - CLÉS ELECTRONIQUES
SILCA - LLAVES ELECTRÓNICAS SILCA - CHAVES ELECTRÓNICAS SILCA**

EHP

**Key Code Composition - Composizione codice chiave - Schlüsselcode Zusammensetzung
Composition code de la clé - Composición código llave - Composição do código chave**



Blade code
Codice gambo
Schaftcode
Code de la tige
Código Paletilla
Código haste

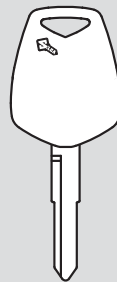
HU133REH



Head code
Codice testa
Kopfcode
Code tête
Código cabeça
Código cabeça

EHPS

Re-programmable up to 3 times
Riprogrammabile fino a 3 volte
Bis zum 3. Mal programmierbar
Programmable jusqu'à 3 fois
Reprogramable hasta 3 veces
Re-programável até 3 vezes

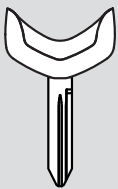


Key code (blade+head)
Codice chiave (gambo+testa)
Schlüsselcode (Schaft+Kopf)
Code de la clé (tige+tête)
Código llave (Paletilla+cabeza)
Código chave (Haste+cabeça)

HU133REHP

EH2

**Key Code Composition - Composizione codice chiave - Schlüsselcode Zusammensetzung
Composition code de la clé - Composición código llave - Composição do código chave**



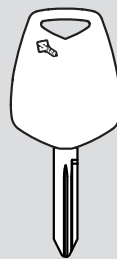
Blade code
Codice gambo
Schaftcode
Code de la tige
Código Paletilla
Código haste

CY24EH



Head code
Codice testa
Kopfcode
Code tête
Código cabeça
Código cabeça

EHS2



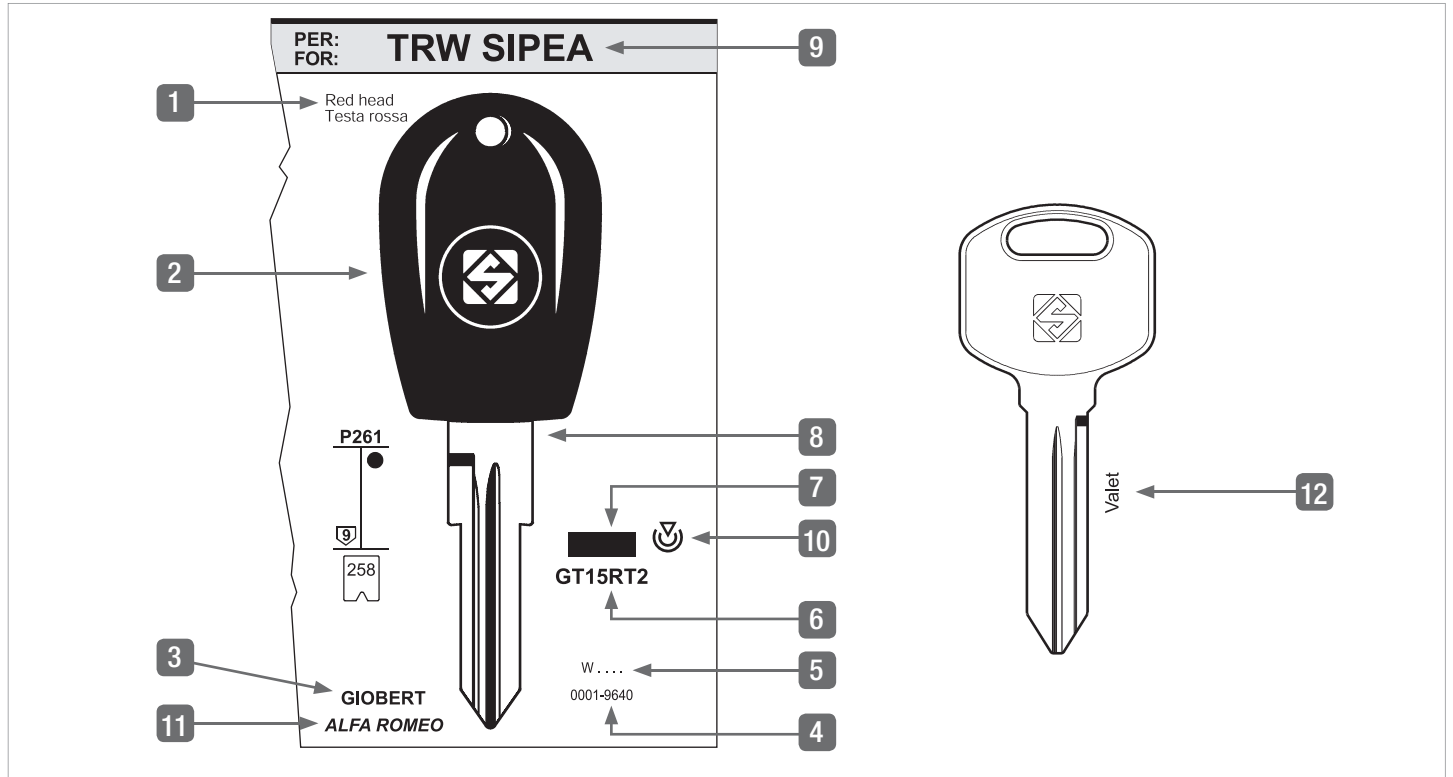
Key code (blade+head)
Codice chiave (gambo+testa)
Schlüsselcode (Schaft+Kopf)
Code de la clé (tige+tête)
Código llave (Paletilla+cabeza)
Código chave (Haste+cabeça)

CY24EH2



Vehicle keys
Chiavi veicoli
Fahrzeugschlüssel
Clés pour véhicules
Llaves vehículos
Chaves para veículos

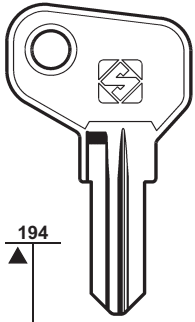
INDEX - TERMINOLOGIA - TERMINOLOGIE - TERMINOLOGIE - TERMINOLOGIA - TERMINOLOGIA



	GB	I	D	F	E	P
1	Head Colour	Colore testa	Kopf-Farbe	Couleur tête	Color cabeza	Cor da cabeça
2	Head	Testa	Kopf	Tête	Cabeza	Cabeça
3	Secondary Brands	Marche secondarie	Nebenmarke	Marques secondaires	Marcas secundarias	Marcas secundárias
4	Code	Serie	Serie	Code	Serie	Códigos
5	Original profile	Profilo originale	Originalprofil	Profil original	Perfil original	Perfil original
6	Silca Item	Articolo Silca	Silca-Artikel	Article Silca	Artículo Silca	Artigo Silca
7	Profile	Profilo	Profil	Profil	Perfil	Perfil
8	Blade (stem)	Canna	Schaft	Canne	Caña	Cana
9	Lock Brand	Marca serratura	Schloß-Marke	Marque serrure	Marca cerradura	Marca da fechadura
10	Transponder Type	Tipo Transponder	Transponder-Typ	Type de Transpondeur	Tipo de Transponder	Tipo de Transponder
11	Use	Uso	Verwendung	Utilisation	Utilización	Utilização
12	Primary: primary key, opens all locks; Master: primary key, opens all locks; Valet: secondary key, for vehicle ignition and door opening only.	Primary: chiave primaria, apre tutte le serrature; Master: chiave primaria, apre tutte le serrature; Valet: chiave secondaria, solo per accensione auto e apertura portiera.	Primary: Primärschlüssel, öffnet alle Schlösser; Master: Primärschlüssel, öffnet alle Schlösser; Valet: Sekundärschlüssel nur zum Starten des Autos und Öffnen der Tür.	Primary: clé primaire ouvrant toutes les serrures; Master: clé primaire ouvrant toutes les serrures; Valet: clé secondaire pour allumage voiture et ouverture de la portière seulement.	Primary: llave primaria, abre todas las cerraduras; Master: llave primaria, abre todas las cerraduras; Valet: llave secundaria, sólo para encendido vehículo y abertura portezuela.	Primary: chave primária, abre todas as fechaduras; Master: chave primária, abre todas as fechaduras; Valet: chave secundária, só para ignição de veículo e por abrir a porta.

PER:
FOR:

ABSA

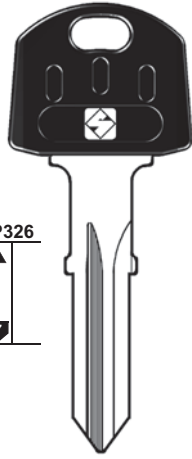


194
4

ABS2R



ABUS

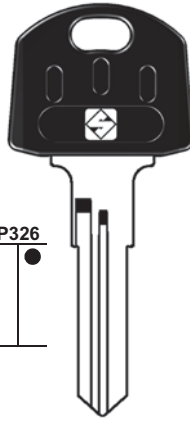


P326
7

AB57AP



BUFFO

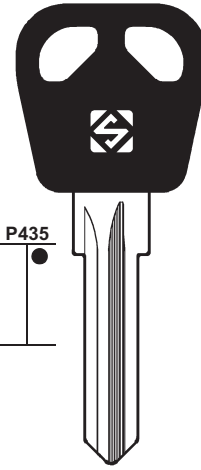


P326

AB64RAP
U72



AB65RAP
W71



P435

AB82RAP



3

PER / FOR

ABSA (E)

ABUS (D)
BUFFO

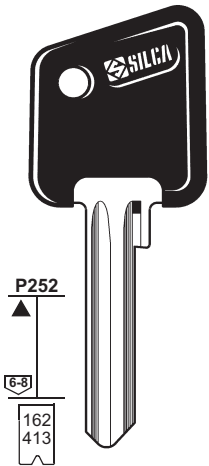
ASSA (S)

AXA (S)

Vehicle Keys

PER:
FOR:

ASSA



P252
6-8
162
413

ASS96P

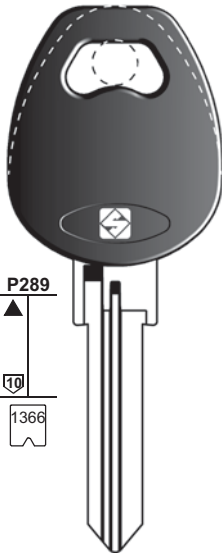
... 6000-6999
... 8000-8999
... 9000-9999
A ... 9000-9999

ASS96RP

... 7000-7999
A ... 7000-7999



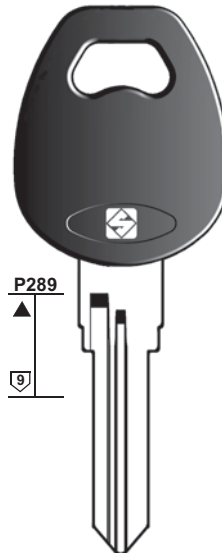
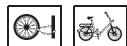
AXA



P289
10
1366

AX1P

... 45015-47459
1-2-3-4



P289
9

AX4RP

... 35000-39999
1-2-3-4





4

PER / FOR

BAJAJ (IND)

BASTA (DK)

BHARAT (IND)

BUFFO (GR)

+ ABUS (3)

BURG (D)

CAGIVA (I)

+ ZADI (58)

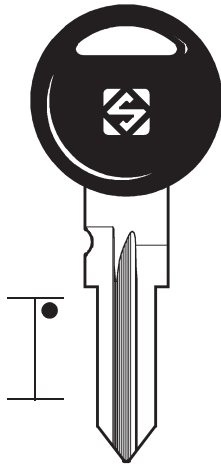
CATERPILLAR (USA)

CEWE (S)

+ WASO (55)

PER:
FOR:

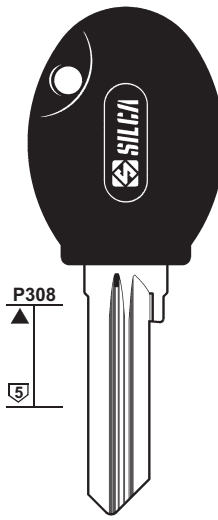
BAJAJ



BAJ1RP



BASTA



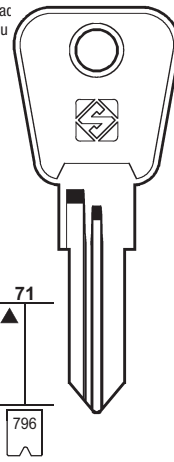
P308
5



BAS3RP



Blue head
Testa blu



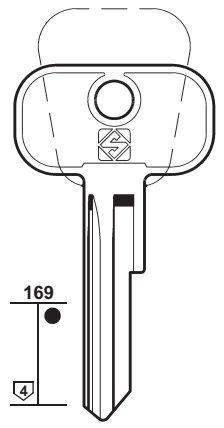
71
796



BAS5R
C... 1-1000



BHARAT



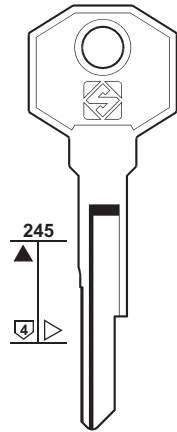
169
4



BHA1

PER:
FOR:

BURG



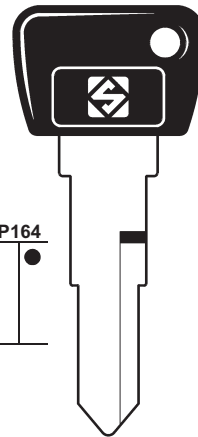
245
4



BUR19



CAGIVA



P164



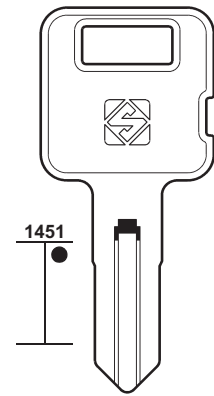
CG1P



CG2RP



CATERPILLAR



1451



CTR1R



PER:
FOR:

CHEVROLET - DAEWOO

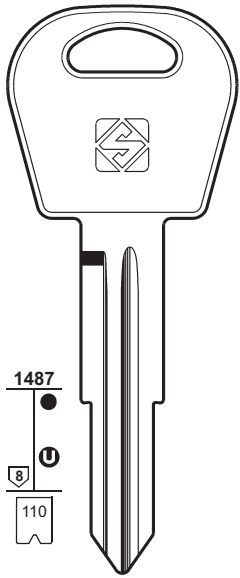


5

PER / FOR

CHEVROLET-
DAEWOO (ROK)

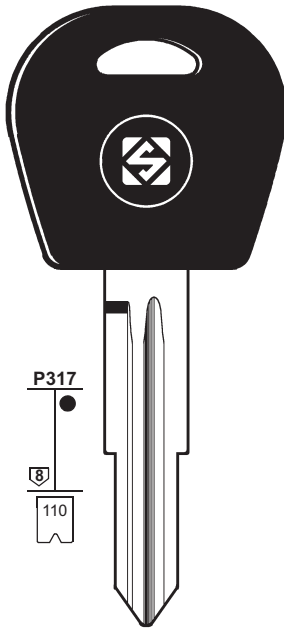
Vehicle Keys



1487



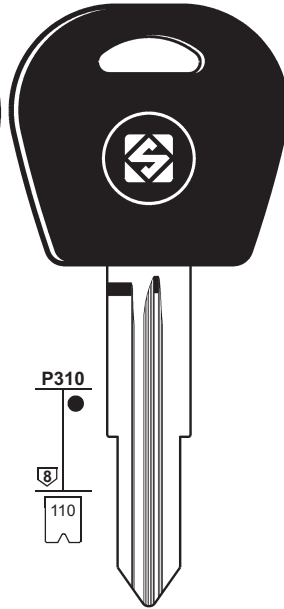
DW05 ▲
V.... 1-1200



P317



DW05AP
V.... 1-1200



P310



DW05T5
V.... 1-1200



P365



DW04CT6
J.... 1-1200
M.... 1-1200

DW05R
T.... 1-1200

DW05RAP ▲
T.... 1-1200

DW05RT5
T.... 1-1200

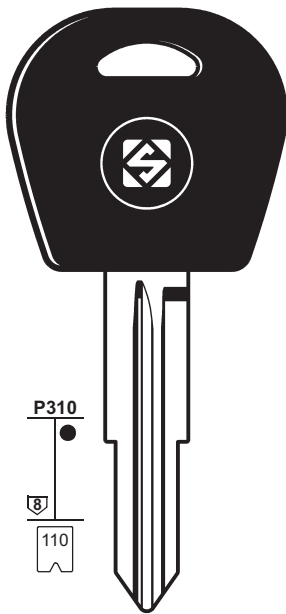
DW04R
J.... 1-1200

DW04RAP
J.... 1-1200

DW04RT5
J.... 1-1200

PER:
FOR:

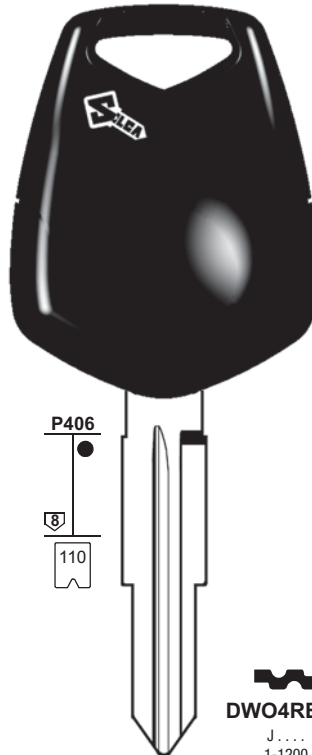
CHEVROLET - DAEWOO



P310



DW04RT6
J....
1-1200



P406



DW05EH2
V.... 1-1200



P345



DW06BT6
M....
1-1200

DW05T6
T.... 1-1200

DW04REH2
J....
1-1200

DW05EHP
T.... 1-1200

DW06BT5
M.... 1-1200



6

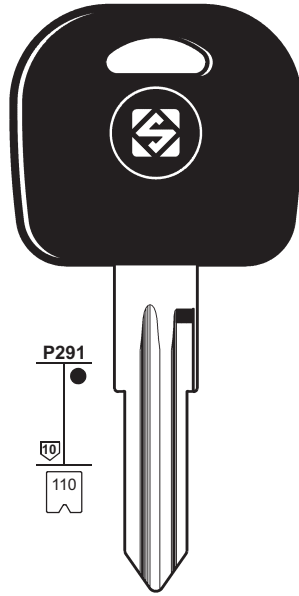
PER / FOR

CHEVROLET-
DAEWOO (ROK)
HUF

CHRYSLER (USA)

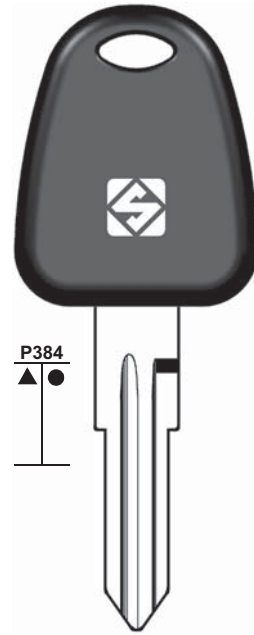
PER:
FOR:

CHEVROLET - DAEWOO



P291
110

HU46AT5
S...5298-6300



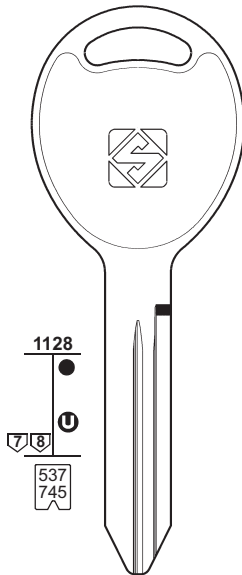
P384

DW07BP

HUF

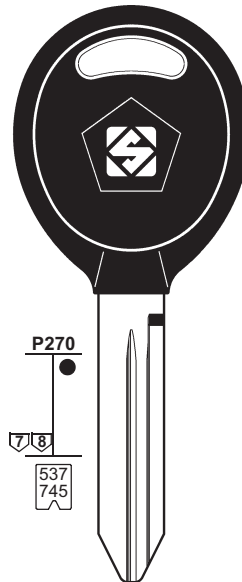
PER:
FOR:

CHRYSLER



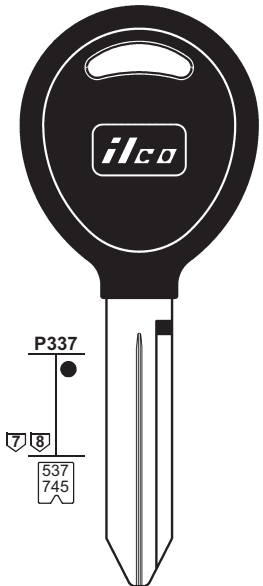
1128
537
745

CY24
L...1-3580
M...1-2618



P270
537
745

CY24BP
L...1-3580
M...1-2618



P337
537
745

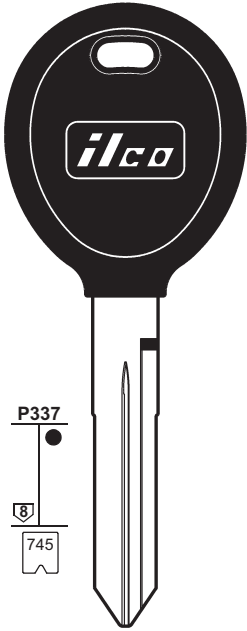
Y160-PT
L...1-3580
M...1-2618

PER:
FOR:

CHRYSLER

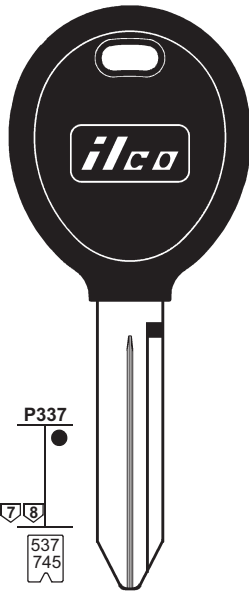


7



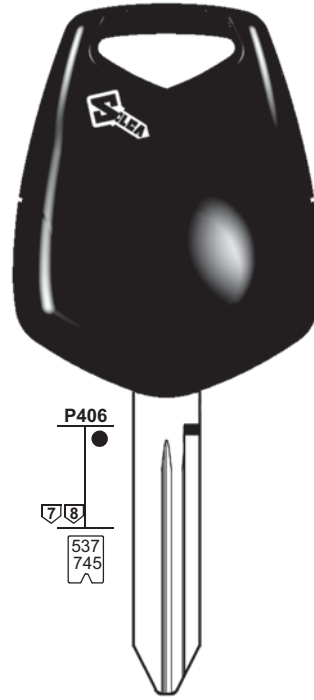
P337
8
745

Y162-PT
M.... 1-2618



P337
7 8
537
745

Y164-PT
L.... 1-3580
M.... 1-2618



P406
7 8
537
745

CY24EH2
L.... 1-3580
M.... 1-2618

CY24EHP
L.... 1-3580
M.... 1-2618

PER / FOR

CHRYSLER (USA)

CHUBB (GB)
 FORD EU (9)

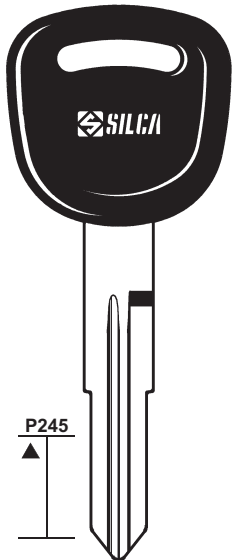
DAELIM (ROK)

DAIHATSU (J)

PER:
FOR:

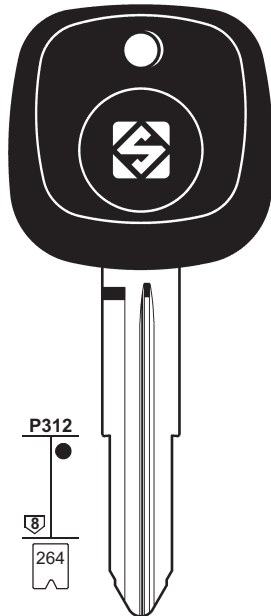
DAELIM

DAIHATSU



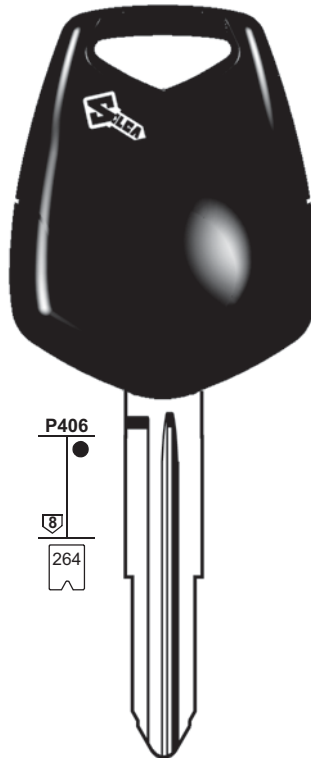
P245
▲

DLM1P




P312
8
264

DH4RT4
D.... 1-3000



P406
8
264

DH4REH2
D.... 1-3000



P143
8
264

DH5RP
D.... 3001-4000



8

PER / FOR

DAIHATSU (J)

DUCATI (I)

FAB (CZ)

SKODA (42)

FEDERAL (F)

FTH (12)

FIAT (I)

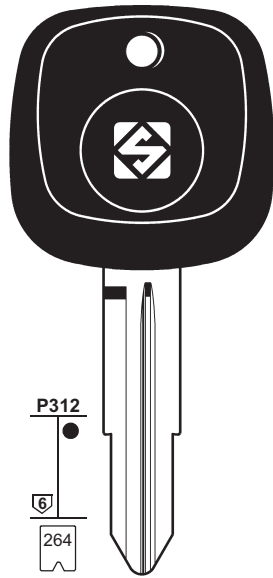
TOFAŞ

FORD (EU)

+ HUF (21-22-25)

PER:
FOR:

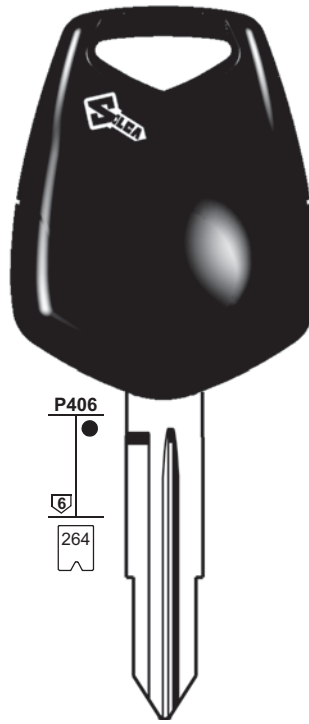
DAIHATSU



P312
6
264



DH5RT4
D 3001-4000

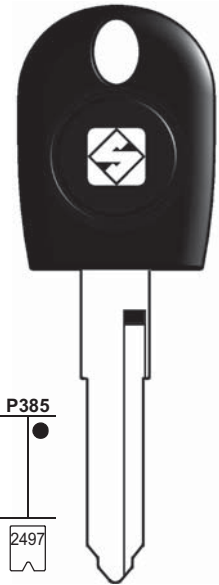


P406
6
264



DH5REH2
D 3001-4000

DUCATI



P385
6
2497

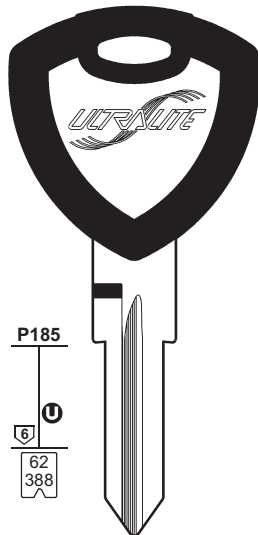


KW17T5
..... 1-2-3-4



PER:
FOR:

FIAT



P185
6
62
388

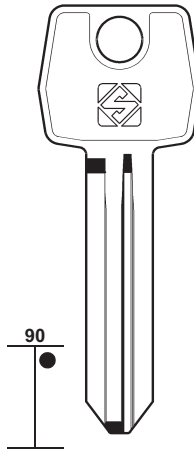
G
Z
G 2001-3000
G 3001-4530
G 7001-9956



GT5U2

TOFAŞ

FORD EU

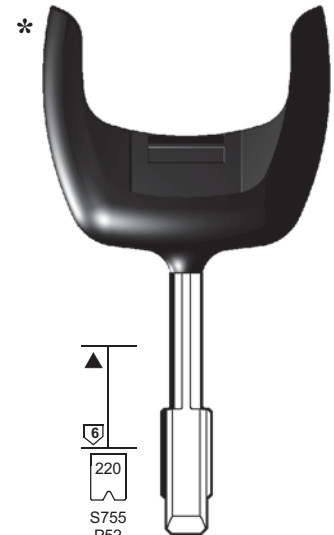


90



FO41

FORD BRASILE



*
▲
6
220
S755
P52
P435



FO21AP
T 1-1050
T 1-2330
T 1051-2330
T 1-2-3-4

IMPORTANT!

* KEY BLANK TO BE APPLIED TO THE ORIGINAL REMOTE CONTROL
(THE REMOTE CONTROL INCLUDES THE TRANSPONDER CHIP)

PER:
FOR:

FORD EU



P258



220

S755
P52
P435

T..... 1-1050
T..... 1-2330
T..... 1051-2330
T..... 1-2-3-4



FO21T3M



FO21T3

P258



220

S755
P52
P435

T..... 1-1050
T..... 1-2330
T..... 1051-2330
T..... 1-2-3-4



FO21T17



FO21T7

P406



220

S755
P52
P435

T..... 1-1050
T..... 1-2330
T..... 1051-2330
T..... 1-2-3-4



FO21EH2

TIBBE - VALEO



9

PER / FOR

FORD (EU)

CHUBB

HUF

TIBBE

VALEO

WITTE

+ HUF (21-22-25)

PER:
FOR:

FORD EU



P406



188

P47

15.1



FO19EH2

C..... 1-2-3-4-5

CHUBB



P298



S260

HU66BT1

..... 1-2000

HU66BT15

..... 1-2000

HU66BT28

..... 1-2000

HUF - WITTE



10

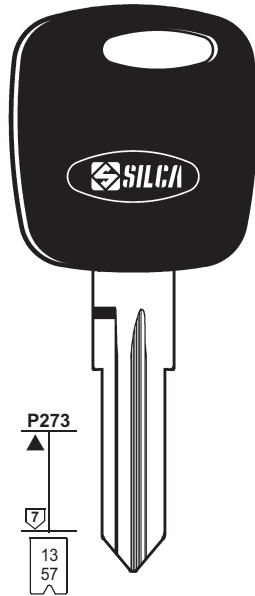
PER / FOR

FORD (USA)

+ MAZDA (33)

PER:
FOR:

FORD



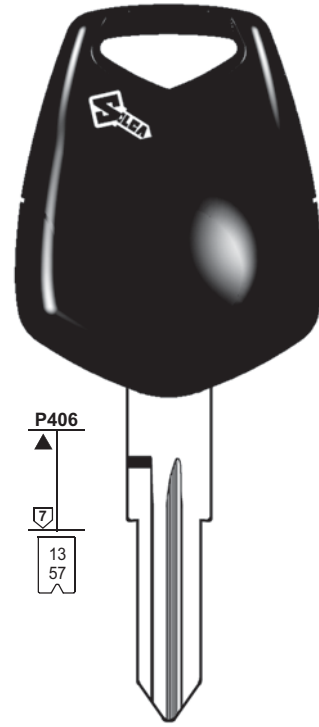
P273
▲
7
13
57



FO10T7

AK 1-1000
TC 1-1000
TX 1-1859

FORD SUD AMERICA



P406
▲
7
13
57



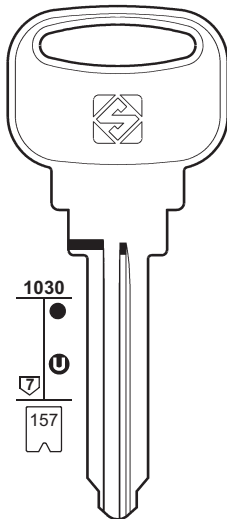
FO10EH2

AK 1-1000
TC 1-1000
TX 1-1859

FORD SUD AMERICA

PER:
FOR:

FORD USA

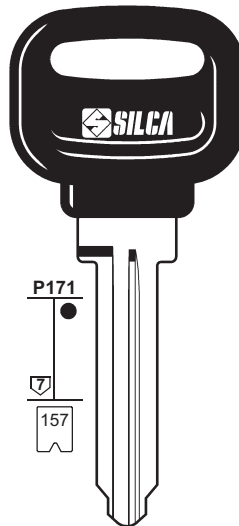


1030
●
7
157



FO22R

FA
6500-7733

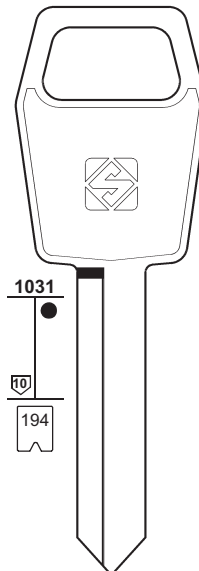


P171
●
7
157



FO22RP

FA
6500-7733

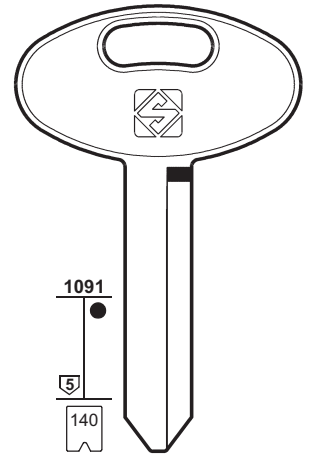


1031
●
10
194



FO35

. . . A . . . 101-381.501-579
. . . B . . . 101-410.501-602
. . . C . . . 101-404.501-624
. . . D . . . 101-340.501-602
. . . E . . . 101-304.501-579



1091
●
5
140

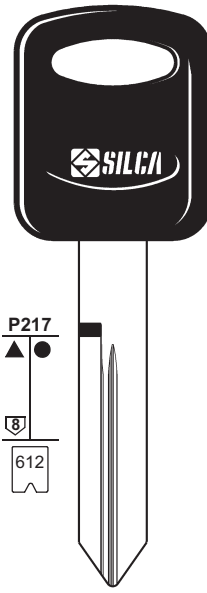
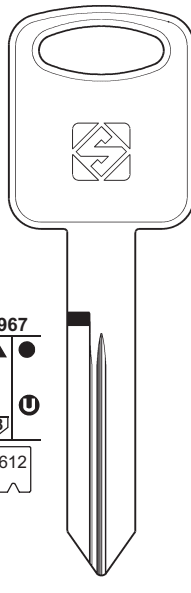
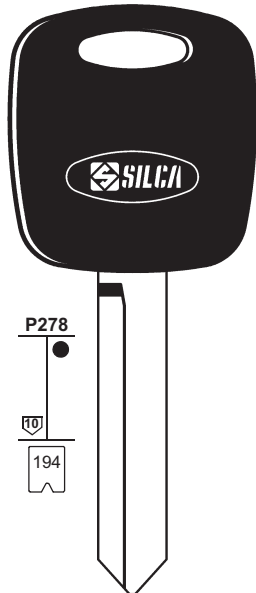
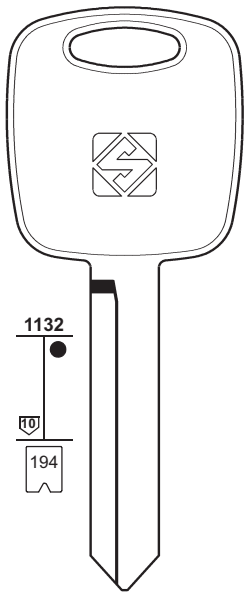


FO37R

FB-PF
0000-1863

PER:
FOR:

FORD USA



FO39

- ... A ... 101-381.501-579
- ... B ... 101-410.501-602
- ... C ... 101-404.501-624
- ... D ... 101-340.501-602
- ... E ... 101-304.501-579



FO39CP

- ... A ... 101-381.501-579
- ... B ... 101-410.501-602
- ... C ... 101-404.501-624
- ... D ... 101-340.501-602
- ... E ... 101-304.501-579



FO40R

- ... X 1-1706
- ... Y 1-1200



FO40RBP

- ... X 1-1706
- ... Y 1-1200

STRATTEC

STRATTEC



11

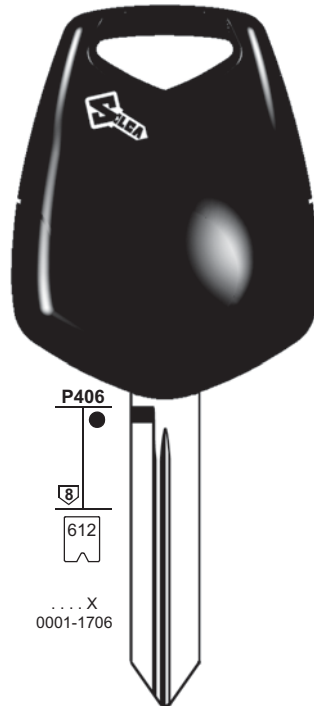
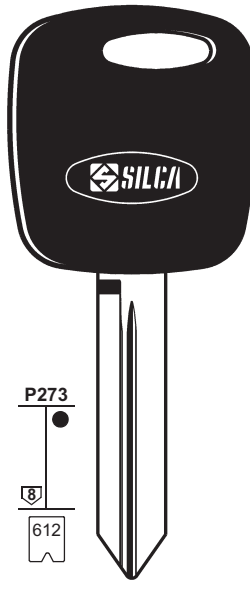
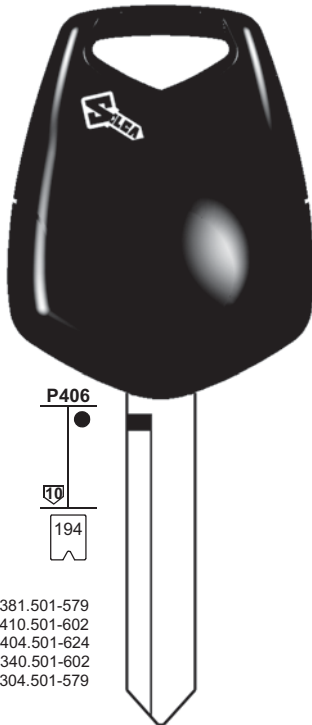
PER / FOR

FORD (USA)
STRATTEC
+ MAZDA (33)

Vehicle Keys

PER:
FOR:

FORD USA



FO26T3

- ... A ... 101-381.501-579
- ... B ... 101-410.501-602
- ... C ... 101-404.501-624
- ... D ... 101-340.501-602
- ... E ... 101-304.501-579



FO26EH2

ATTENTION

YES	NO



FO38RT3

- ... X 0001-1706



FO38RT17



FO38REH2

- ... X 0001-1706

ATTENTION

YES	NO

STRATTEC

STRATTEC



12

PER / FOR

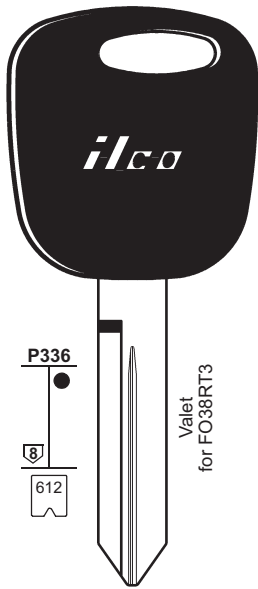
FORD (USA)
+ MAZDA (33)

FTH (F)
FEDERAL

GENERAL MOTORS
(USA) (AUS) (BR)

PER:
FOR: FORD USA

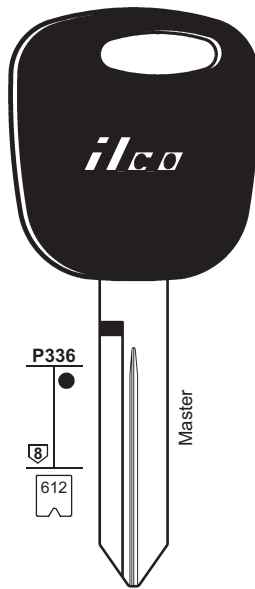
FTH



P336
8 612

Valet
for FO38RT3

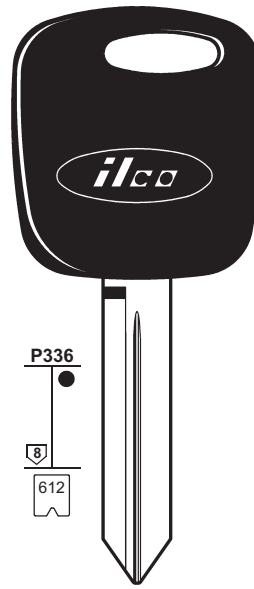
H82-PT
.....X
0001-1706



P336
8 612

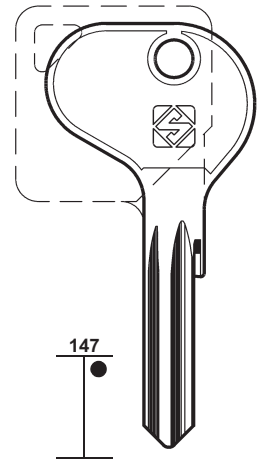
Master

H74-PT
.....X
0001-1706



P336
8 612

H86-PT
.....X
0001-1706

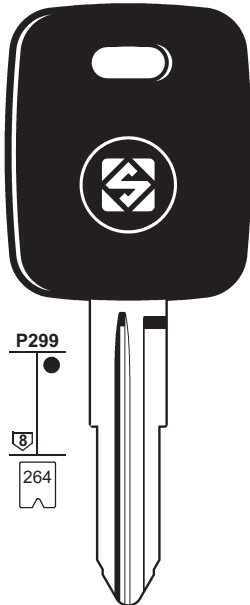


147

FH24R

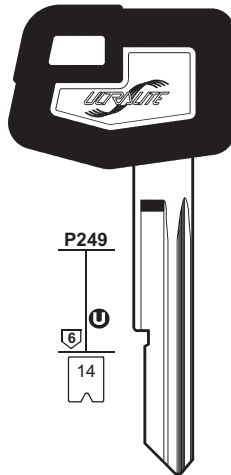
FEDERAL

PER:
FOR: GENERAL MOTORS



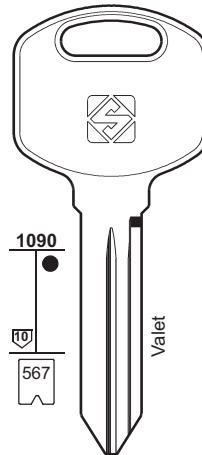
P299
8 264

GM15T5
N....
5001-7000



P249
6 14

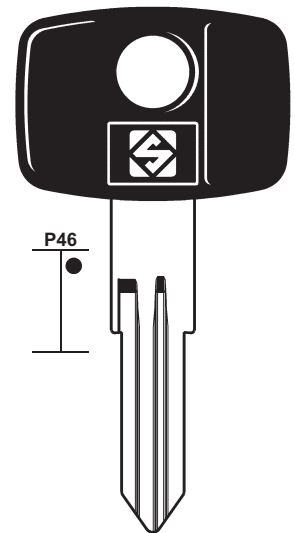
GM9U15
V.... 0-1999



1090
10 567

Valet

GM41
.....AA00-7T51
.....S000A-S711K



P46

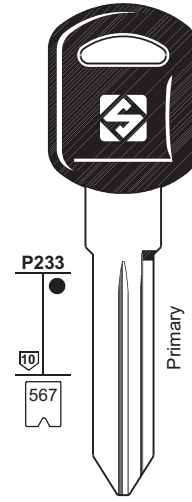
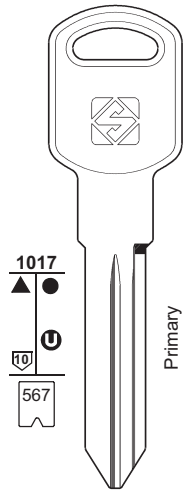
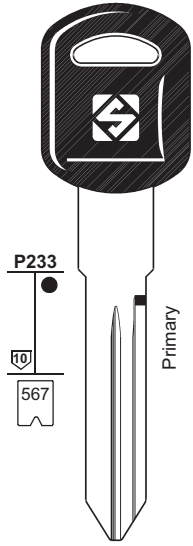
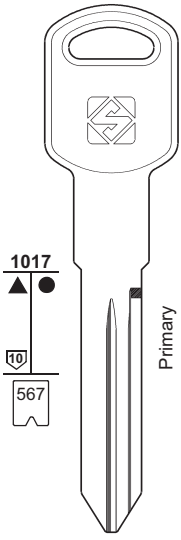
GM44RP

GENERAL MOTORS AUS

GENERAL MOTORS BRASIL

PER:
FOR:

GENERAL MOTORS



GM39
..... AA00-7T51
..... S000A-S711K

GM39EP
..... AA00-7T51
..... S000A-S711K
0 5000-6999

GM40
..... AA00-7T51
..... S000A-S711K

GM40EP
..... AA00-7T51
..... S000A-S711K
0 5000-6999



13

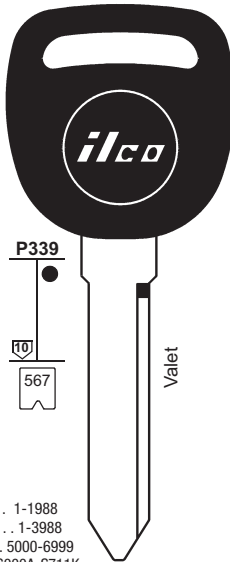
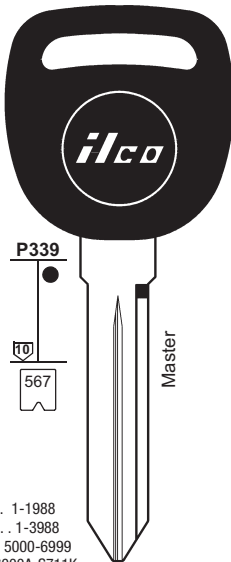
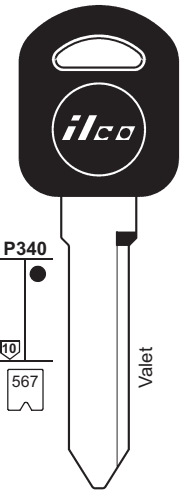
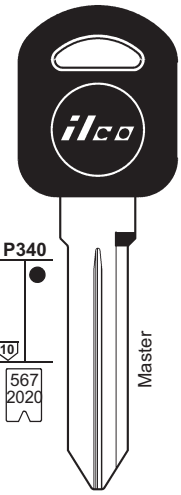
PER / FOR

GENERAL MOTORS
(USA)

Vehicle Keys

PER:
FOR:

GENERAL MOTORS



..... 1-1988
H 1-3988
0 5000-6999
..... S000A-S711K

..... 1-1988
H 1-3988
0 5000-6999
..... S000A-S711K

..... 1-1988
H 1-3988
0 5000-6999
..... S000A-S711K

..... 1-1988
H 1-3988
0 5000-6999
..... S000A-S711K





14

PER / FOR

GENERAL MOTORS

(USA)
HOLDEN

GIOBERT (I)

TRW SIPEA (50-51-52)
ZADI (59)

GIUSSANI (I)

ZADI (60)

HARLEY D. (USA)

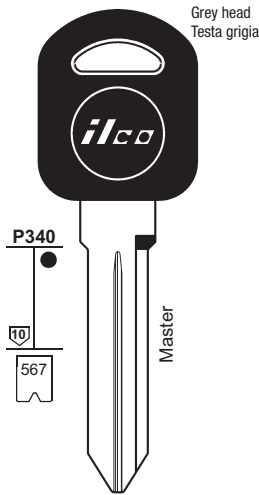
HINO (J)

HOLDEN (AUS)

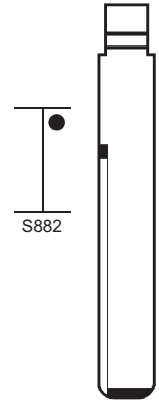
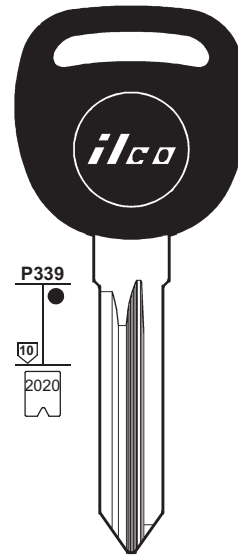
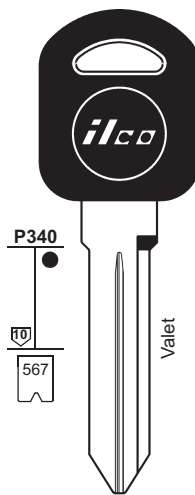
GENERAL M. (14)

PER:
FOR:

GENERAL MOTORS



Grey head
Testa grigia



B104-PT5
0 5000-6999



B103-PT5
0 5000-6999



B111-PT
G 0-3631



GM45T
60000-62113



B104-PT
0 5000-6999



B103-PT
0 5000-6999

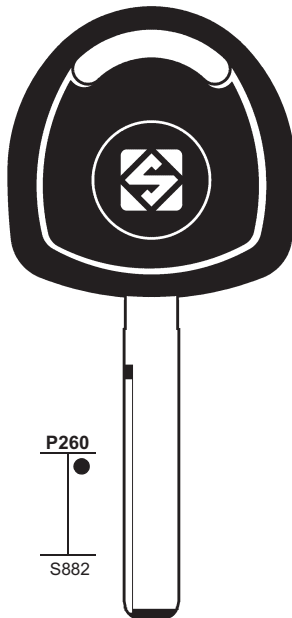
HOLDEN

PER:
FOR:

GENERAL MOTORS

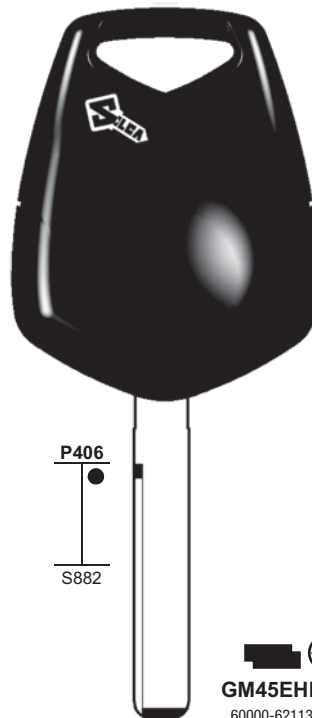
HARLEY D.

HINO



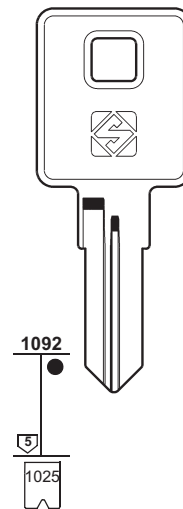
P260
S882

GM45FP
60000-62113



P406
S882

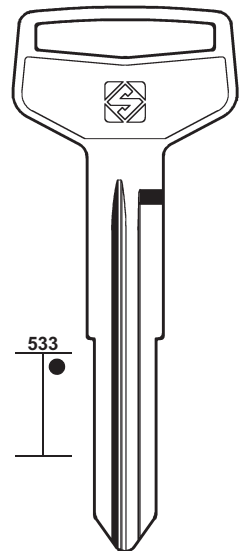
GM45EHP
60000-62113



1092
1025

HY11R

GY 1-2-3-4-5
BZ 1-2-3-4-5
C 1-2-3-4-5
A 1-2-3-4-5



533

HI1

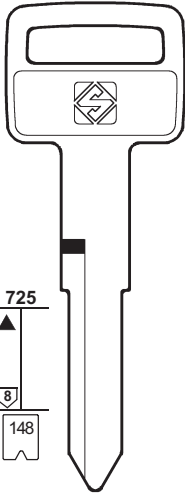
HOLDEN

HOLDEN

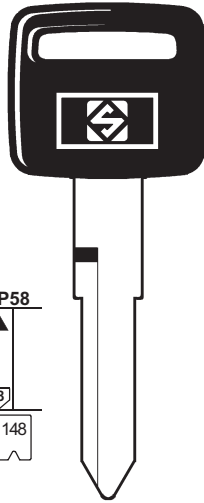


PER:
FOR:

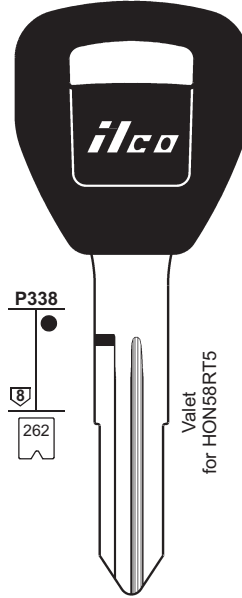
HONDA



HON42R
... J00-J39
..... 1-2-3



HON42RAP
..... 1-2-3
... J00-J39



HD107-PT5
.... 5001-8442



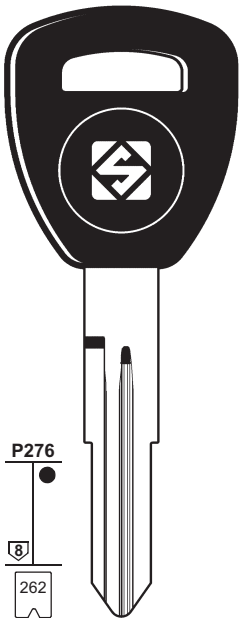
15

PER / FOR

HONDA (J)
VALEO
+ ZADI (60)

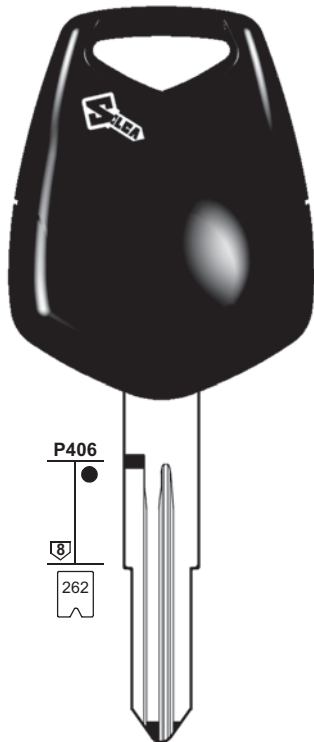
PER:
FOR:

HONDA

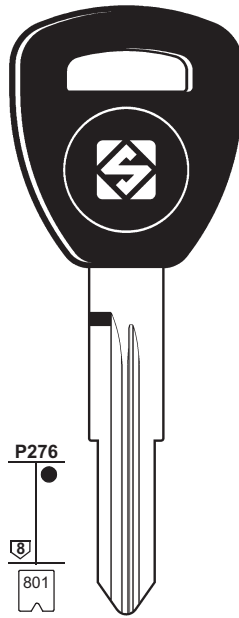


HON58RT6
.... 5001-8442

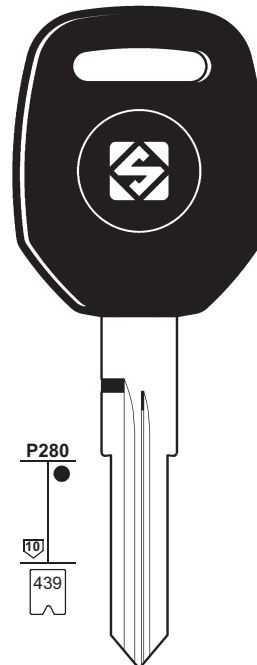
HON58RT5
.... 5001-8442



HON58REHP
.... 5001-8442



HON65RT6
R.... 1-1706



NE77RT2
R.... 6001-8000

VALEO



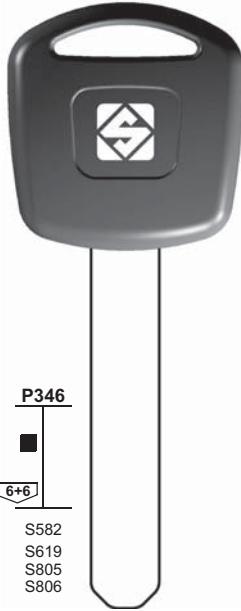
16

PER / FOR

HONDA (J)
+ ZADI (60)

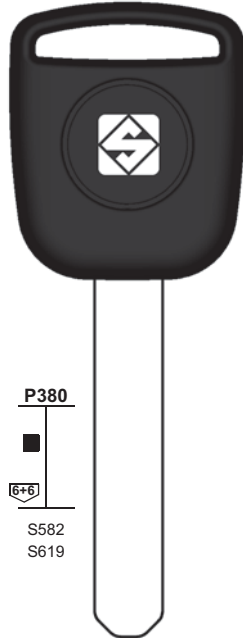
PER:
FOR:

HONDA



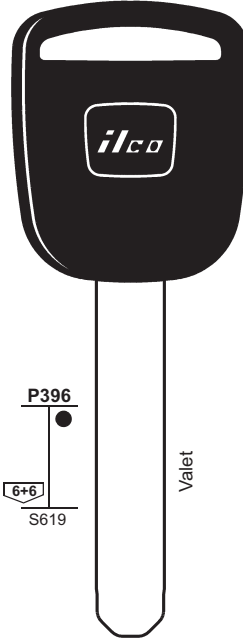
P346
6+6
S582
S619
S805
S806

HON66GP
..... (SUB)
..... (MAIN) K001-N718



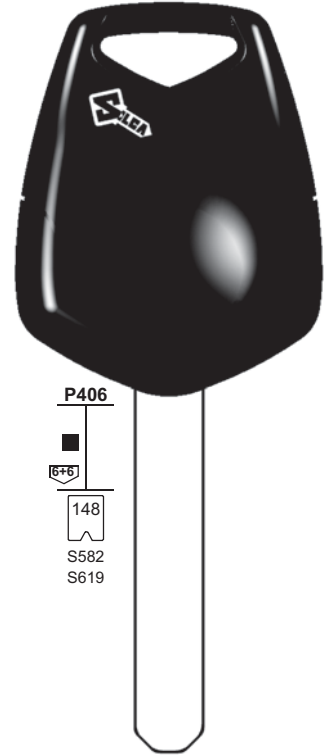
P380
6+6
S582
S619

HON66T5
..... (SUB) K001-N718
..... (MAIN) K001-N718



P396
6+6
S619
Valet

HON66T6
..... (SUB) K001-N718
..... (MAIN) K001-N718



P406
6+6
148
S582
S619

HOV01T5
..... (SUB) K001-N718

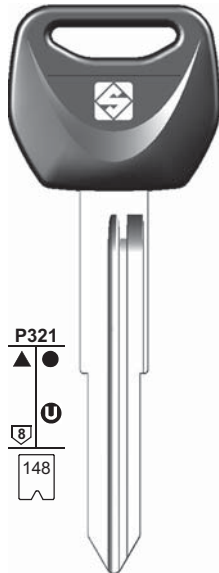
HON66T14
..... (SUB) K001-N718
..... (MAIN) K001-N718
..... 5001-8442

HON66T27
..... (SUB) K001-N718
..... (MAIN) K001-N718
..... 5001-8442

HON66EHP
..... (SUB) K001-N718
..... (MAIN) K001-N718
..... 5001-8442

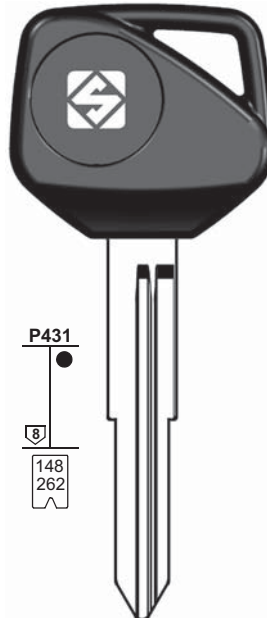
PER:
FOR:

HONDA



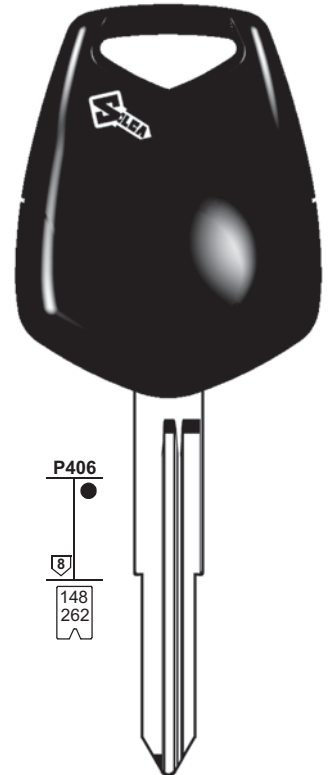
P321
8
148

HON63FP
..... 1-2-3



P431
8
148
262

HON70T14
..... 1-2-3
..... 5001-8442



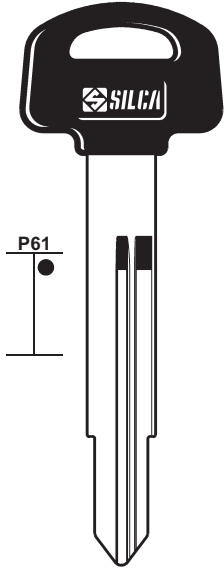
P406
8
148
262

HON70EHP
..... 1-2-3
..... 5001-8442



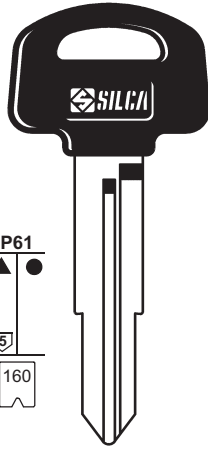
PER:
FOR:

HONDA



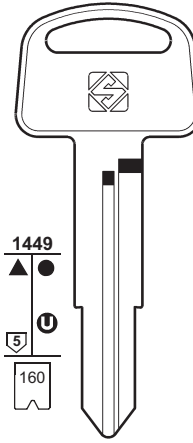
HON68BP

HON68RBP



HON64BP
A00-A99

HON64RBP
A00-A99



HON64
A00-A99

HON64R
A00-A99



17

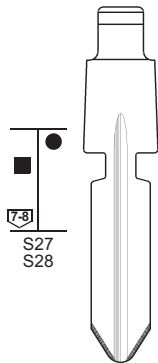
PER / FOR

HONDA (J)
+ ZADI (60)

HUF (D)
WITTE
YMOS
+ CHEVROLET-DAEWOO (5)
+ FORD EU (9)
+ SKODA (42)
+ VALEO (54-55)

PER:
FOR:

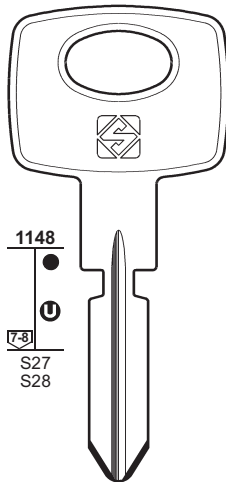
HUF



HU39T
.....
2001-3500



WITTE



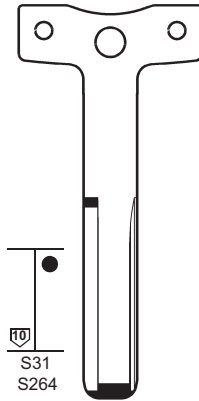
HU39
.....
2001-3500



HU43TA
H.....
WM.....
0001-3000



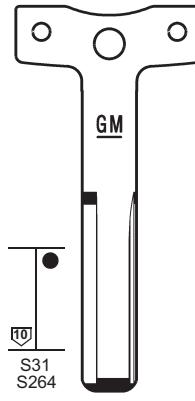
YMOS



HU43T
H.....
WH.....
0001-3000



YMOS



HU43TGM
H.....
WH.....
0001-3000



YMOS



18

PER / FOR

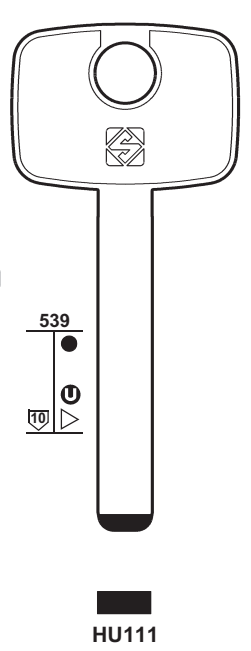
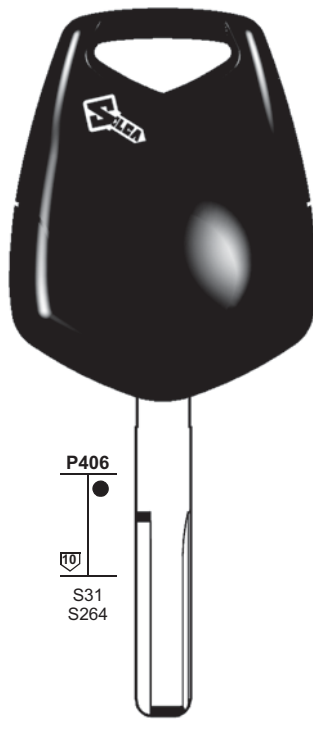
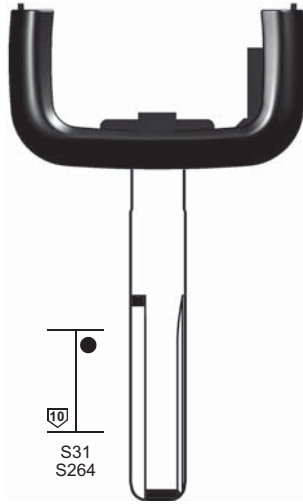
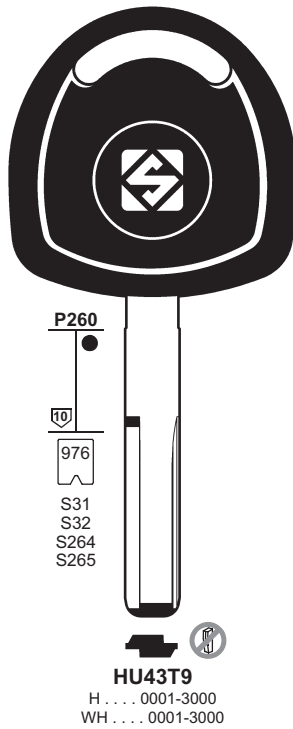
HUF (D)

WITTE

- + DAEWOO (4)
- + FORD EU (9)
- + SKODA (42)
- + VALEO (54-55)

PER:
FOR:

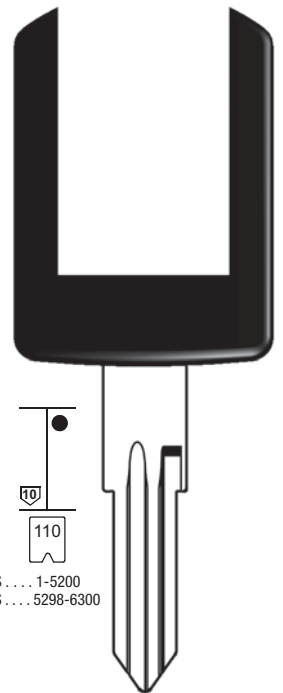
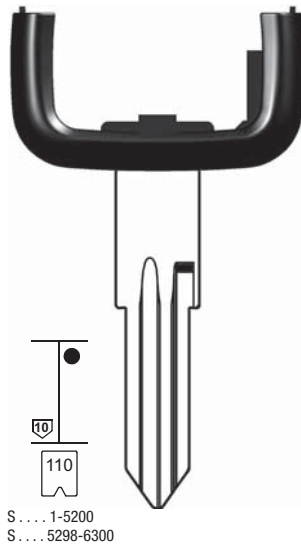
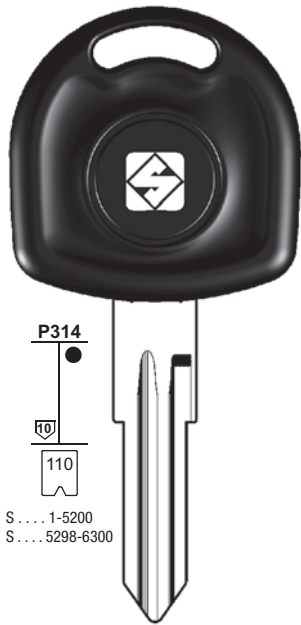
HUF



WITTE

PER:
FOR:

HUF

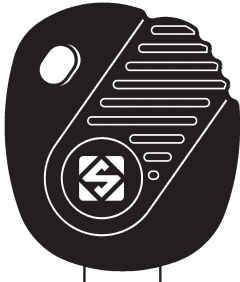


PER:
FOR:

HUF



19



P302
49
50
AH
1-8154
1001-9282



HU49EP



HU49REP



HU70EP

WITTE

VOLKSWAGEN BRASIL



P145
49
50
AH
1-8154
1001-9282



HU49RCP

VOLKSWAGEN BRASIL



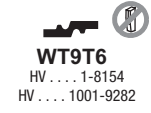
P254
49
50
AH
1-8154
1001-9282



HU49T5

WITTE

VOLKSWAGEN BRASIL



WT9T6
HV 1-8154
HV 1001-9282



HU70T6



HU49RT6



HU49T28



HU49T10

PER / FOR

HUF (D)
WITTE

- + DAEWOO (4)
- + FORD EU (9)
- + SKODA (42)
- + VALEO (54-55)

PER:
FOR:

HUF



P254
49
50



HU49T10X

AH
1-8154
1001-9282

WITTE



P275
49
50



HU49AT5

AH
1-8154
1001-9282

WITTE



P72



HU129BP



20

PER / FOR

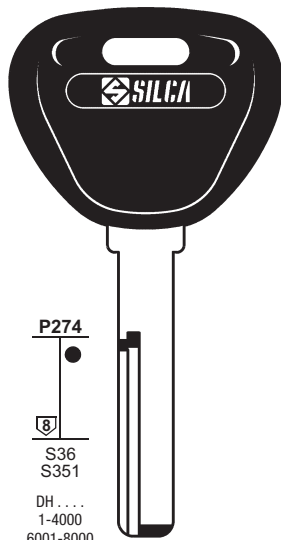
HUF (D)

MITSUBISHI
WITTE

- + DAEWOO (4)
- + FORD EU (9)
- + SKODA (42)
- + VALEO (54-55)

PER:
FOR:

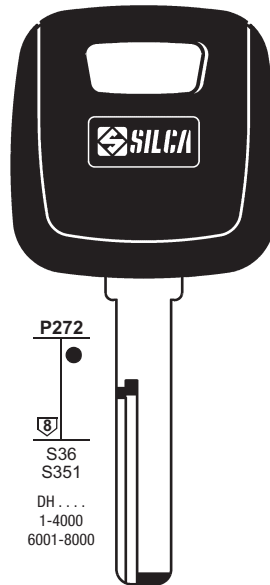
HUF



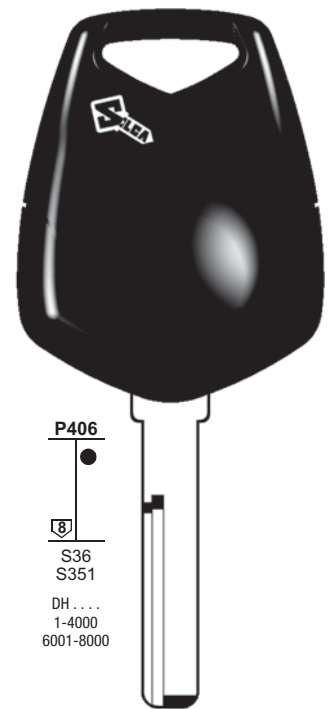
HU56RT2



HU56RT30



HU56RAT2

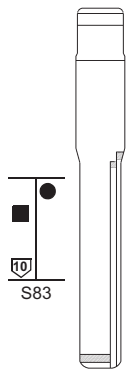


HU56REHP

MITSUBISHI

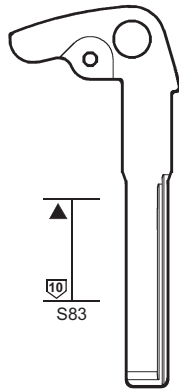
PER:
FOR:

HUF



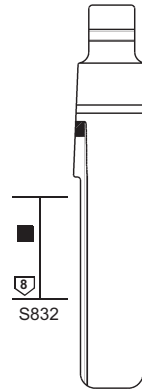
HU64T

.... 1-6700



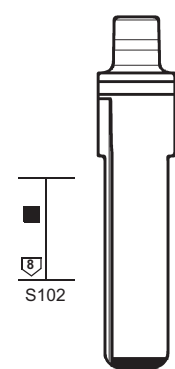
HU81T

.... 1-6700



HU75T

.... 1-6000



HU103T

.... 1-2000

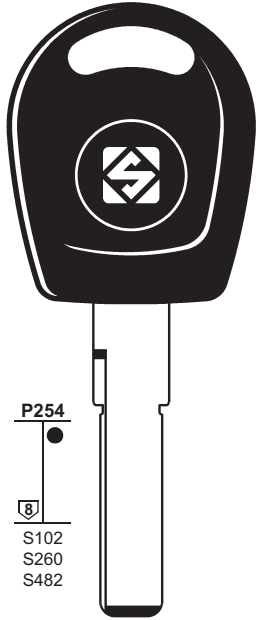



WITTE

WITTE


PER:
FOR:

HUF






HU66T28
..... 1-2000
1ATS 00001-17850


HU66T26
1ATS 00001-17850
SKODA


HU66T24
..... 1-2000
1ATS 00001-17850
VOLKSWAGEN

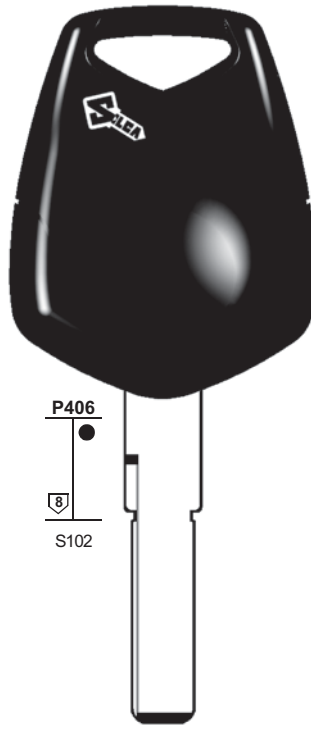

HU66T23
..... 1-2000
SEAT


HU66T15
..... 1-2000
1ATS 00001-17850


HU66T5
..... 1-2000
WITTE

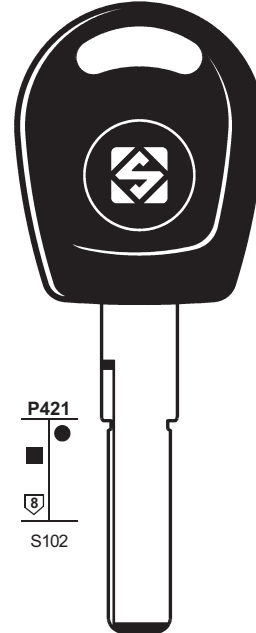

HU66T10
..... 1-2000


HU66T6
..... 1-2000



P406
S102


HU66EHP
..... 1-2000



P421
S102


HU66P
..... 1-2000



21

PER / FOR

HUF (D)

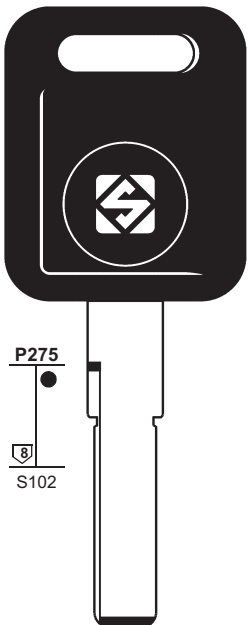
FORD
SKODA
VOLKSWAGEN
WITTE

- +  DAEWOO (4)
- +  FORD EU (9)
- +  SKODA (42)
- +  VALEO (54-55)

Vehicle Keys

PER:
FOR:

HUF

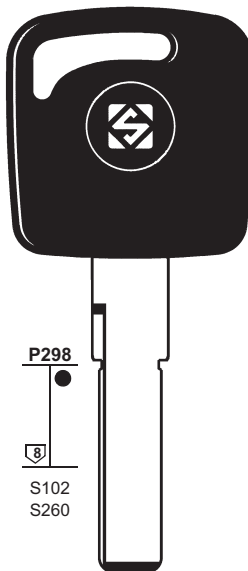


P275
S102


HU66AT5
..... 1-2000
1ATS00001-17850


HU66AT6
..... 1-2000
1ATS00001-17850

WITTE



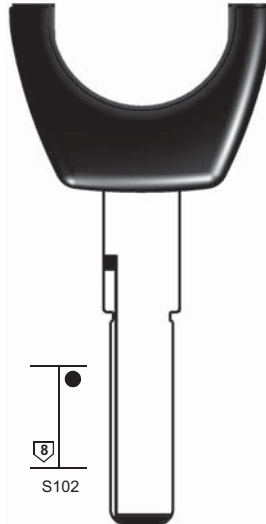
P298
S102
S260


HU66BT1
..... 1-2000


HU66BT15
..... 1-2000


HU66BT28
..... 1-2000

WITTE

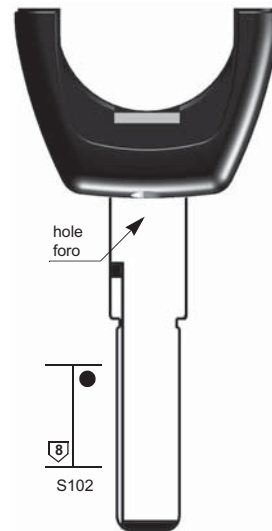


S102


HU66CT5
..... 1-2000


HU66CT6

WITTE



hole
foro
S102


HU66DT5
..... 1-2000

FORD



22

PER / FOR

HUF (D)

WITTE

YMOS

+ DAEWOO (4)

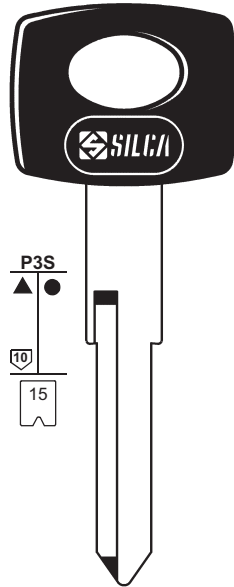
+ FORD EU (9)

+ SKODA (42)

+ VALEO (54-55)

PER:
FOR:

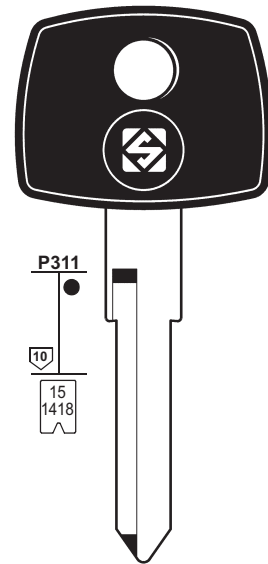
HUF



HU72RP

... NF ... 1-99 ... 1-99
HM ... 1-1200
HM ... 2501-3500
HM ... 4001-7350
NF ... 1-1200
NM ... 2501-3500

WITTE



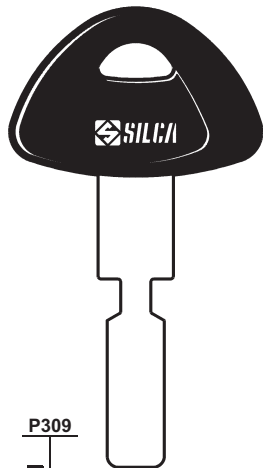
YM15T5

... NF ... 1-99 ... 1-99
HM ... 1-1200
HM ... 2501-3500
HM ... 4001-7350
HM ... 6001-7109
NF ... 1-1200
NM ... 2501-3500

YMOS

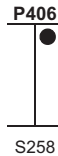
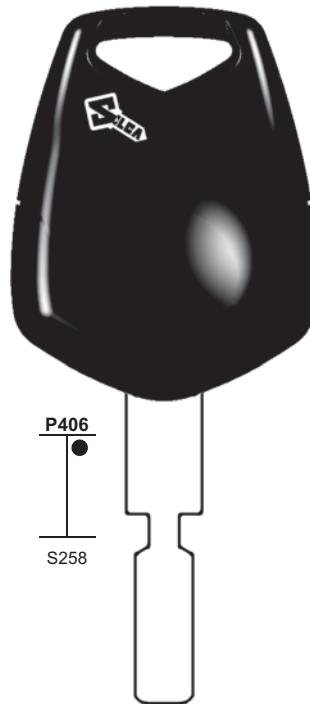
PER:
FOR:

HUF




HU71P

... 1-2000



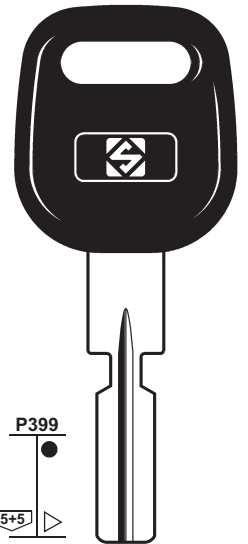
HU71EH2

... 1-2000



HU74T

... 1-6000



HU109FP

... 1-6000



SCANIA



PER:
FOR:

HUF



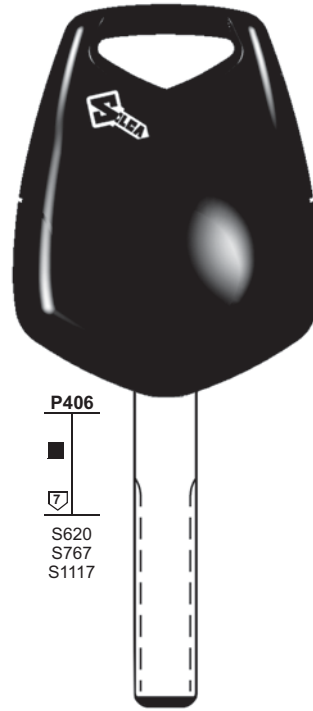
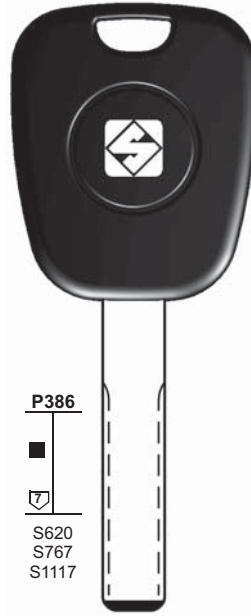
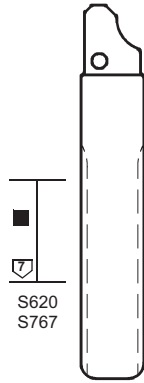
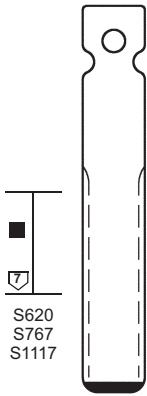
23

PER / FOR

HUF (D)

VALEO

- + DAEWOO (4)
- + FORD EU (9)
- + SKODA (42)
- + VALEO (54-55)

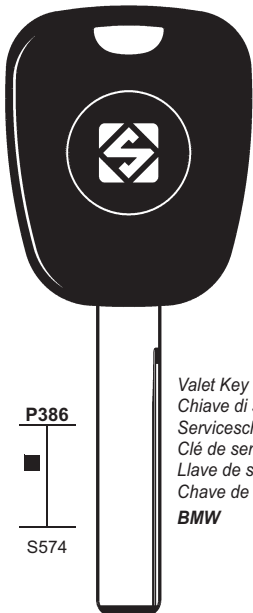


VALEO

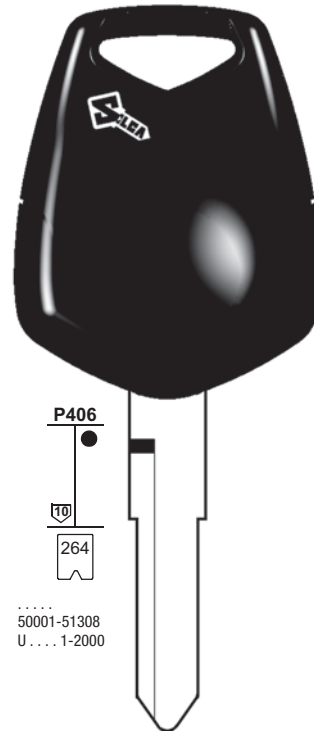
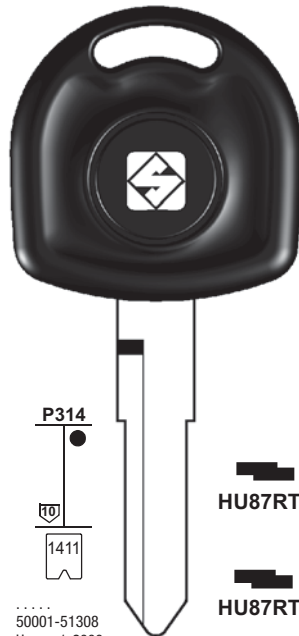
VALEO

PER:
FOR:

HUF



Valet Key for:
Chiave di servizio per:
Serviceschlüssel für:
Clé de service pour:
Llave de servicio para:
BMW





24

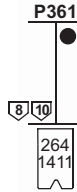
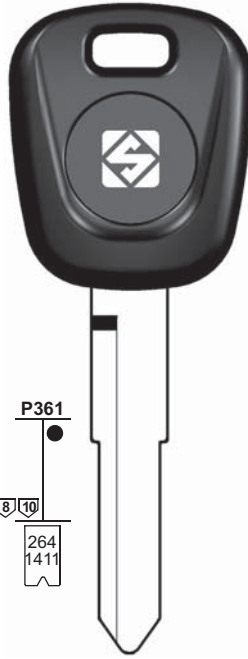
PER / FOR

HUF (D)

- + DAEWOO (4)
- + FORD EU (9)
- + SKODA (42)
- + VALEO (54-55)

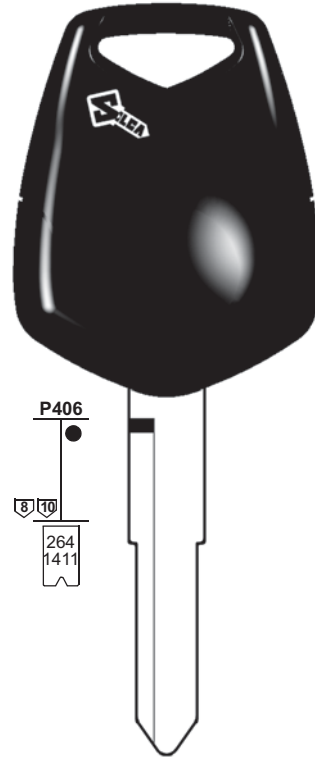
PER:
FOR:

HUF



HU133RT12
 50001-51308
 U 1-2000

HU133RT14
 50001-51308
 U 1-2000



HU133REHP
 50001-51308
 U 1-2000


PER:
FOR:

HUF

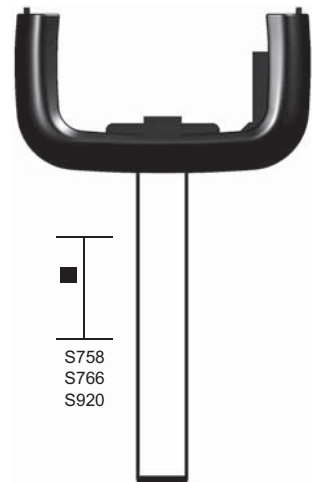


S758
S766
S920

HU100T
 Z 1-2000
 Z 2001-4000
 Z 4001-6000



HU100T12
 Z 1-2000
 Z 2001-4000
 Z 4001-6000




S758
S766
S920

HU100AT12
 Z 1-2000
 Z 2001-4000
 Z 4001-6000

PER:
FOR:

HUF



S758
S766
S920

HU100BT12
Z....1-2000
Z....2001-4000
Z....4001-6000



P406

S758
S766
S920

HU100EHP
Z....1-2000
Z....2001-4000
Z....4001-6000



25

PER / FOR

HUF (D)

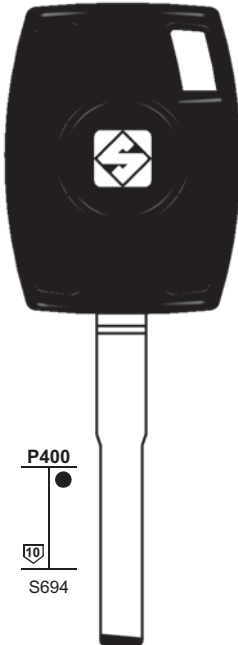
FORD AUS
FORD EU

- + DAEWOO (4)
- + FORD EU (9)
- + SKODA (42)
- + VALEO (54-55)

Vehicle Keys

PER:
FOR:

HUF




P400

S694

HU101T17
....1-4000

FORD

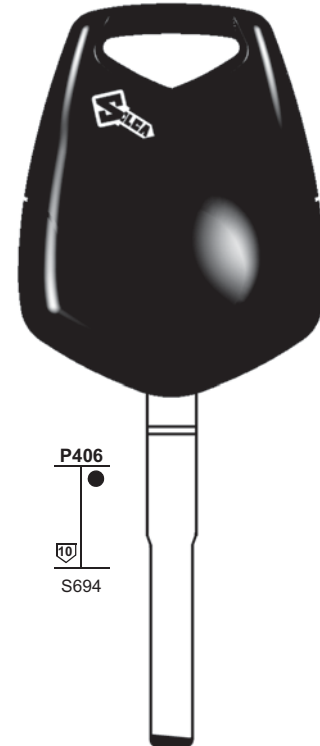


P400

S694

HU101AP
....1-4000

FORD



P406

S694

HU101EH2
....1-4000

FORD

HU101EHP
....1-4000



26

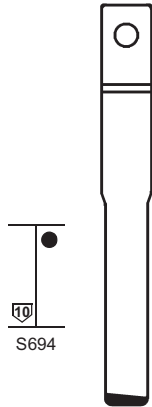
PER / FOR

- HUF** (D)
- FORD
- WITTE
- + CHEVROLET-DAEWOO (5)
- + FORD EU (9)
- + SKODA (42)
- + VALEO (54)

HYUNDAI (ROK)

PER:
FOR:

HUF



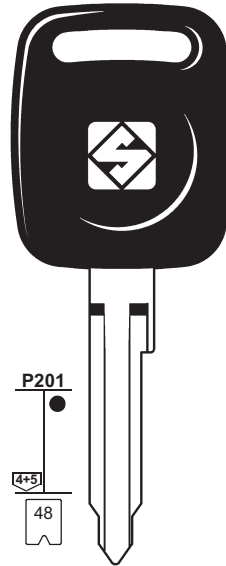
HU101T
..... 1-4000

FORD



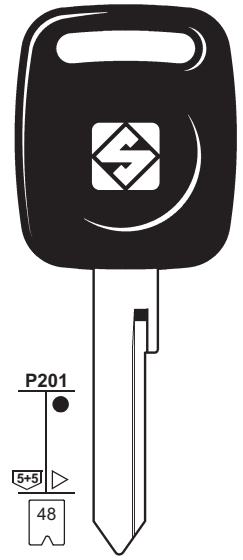
HU97T
..... 1-4000

FORD



VO4RDP
..K..
11-72.1-110

WITTE
VOLKSWAGEN BRASIL

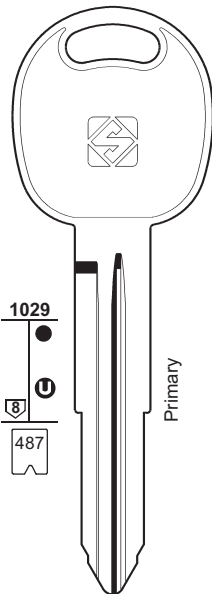


VO11DP
..R..
11-72.1-110

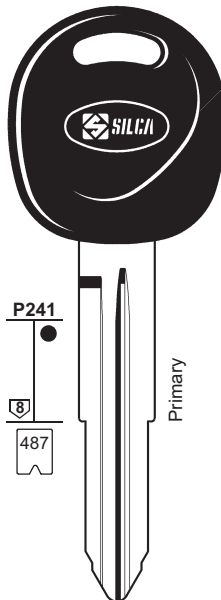
WITTE
VOLKSWAGEN BRASIL

PER:
FOR:

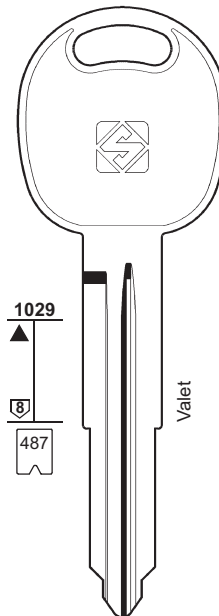
HYUNDAI



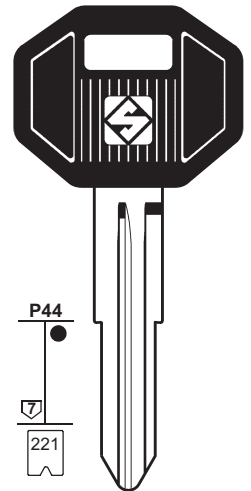
HYN7R
S....
1-1000



HYN7RAP
S....
1-1000



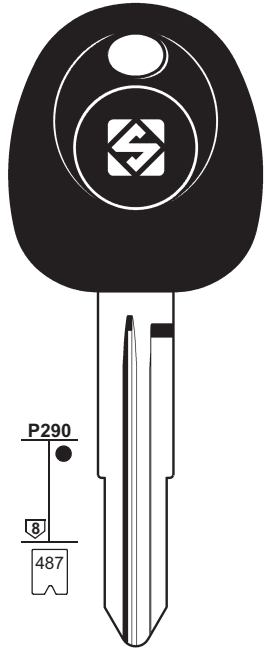
HYN8R
S....
1-1000



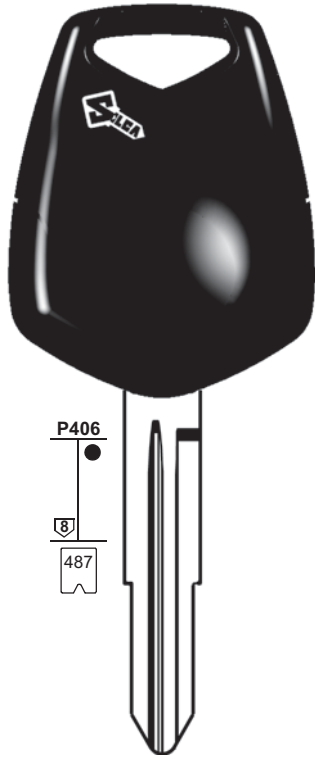
HYN9P
H....
1-2000

PER:
FOR:

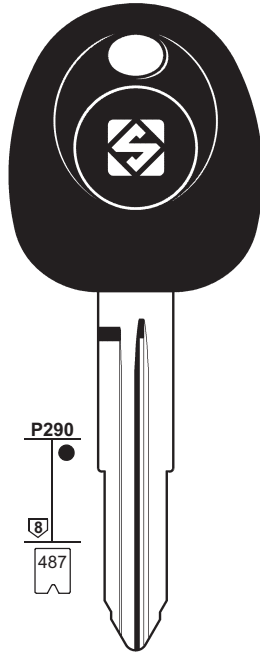
HYUNDAI



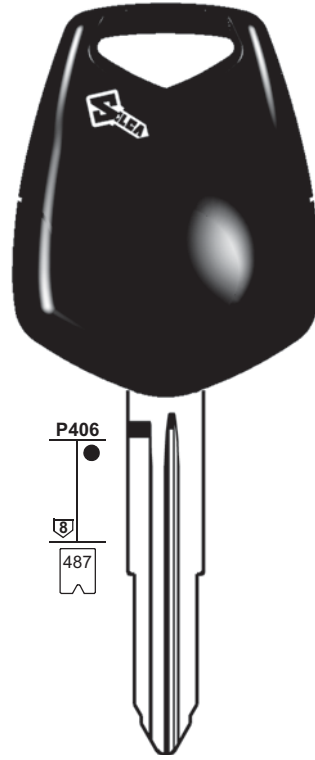

HYN6T14
T....1-1000




HYN6EH2
T....1-1000




HYN7RT14
S....1-1000




HYN7REHP
S....1-1000


HYN6T4
T....1-1000


HYN6EHP
T....1-1000


HYN7RT4
S....1-1000


HYN7REH2
S....1-1000



27

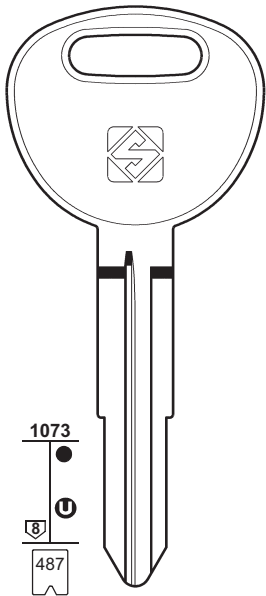
PER / FOR

HYUNDAI (ROK)

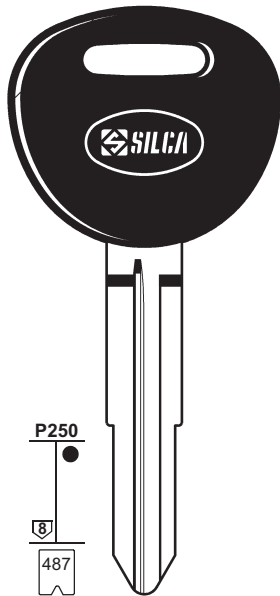
Vehicle Keys

PER:
FOR:

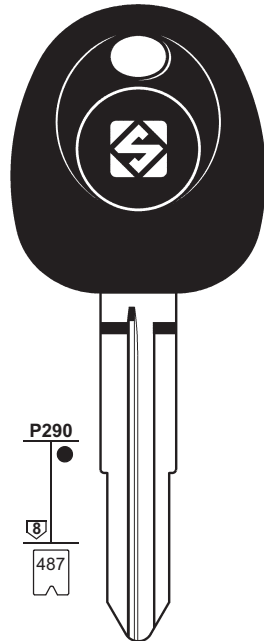
HYUNDAI



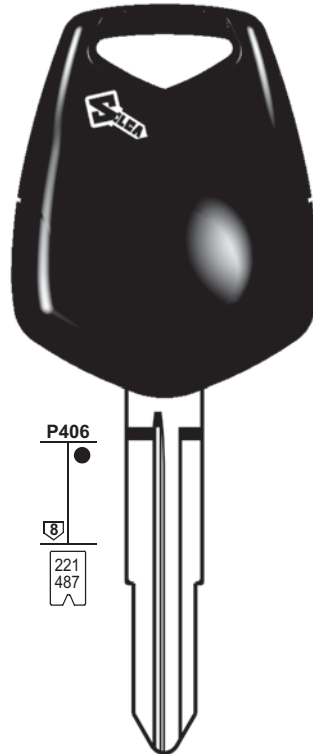

HYN10
R....1-1000
K....1-1000




HYN10BP
R....1-1000
K....1-1000




HYN10T4
R....1-1000
K....1-1000




HYN10EH2
R....1-1000
K....1-1000


HYN10EHP
R....1-1000
K....1-1000

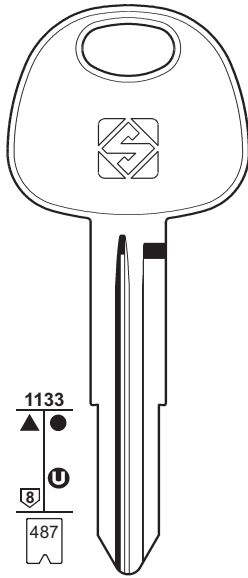


28

PER / FOR
HYUNDAI (ROK)

PER:
FOR:

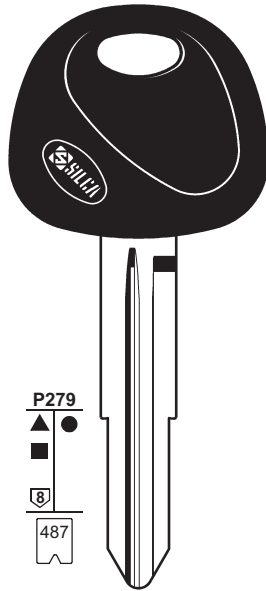
HYUNDAI



1133
▲ ●
Ⓢ ④
487



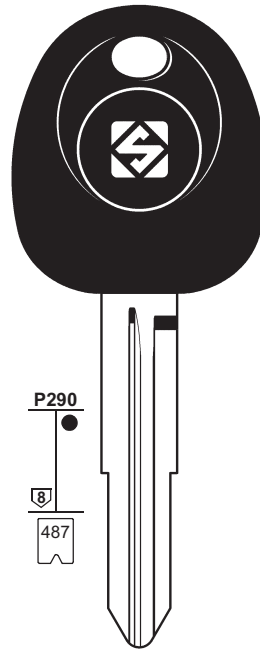
HYN11
T.... 1-1000



P279
▲ ●
■
Ⓢ ④
487



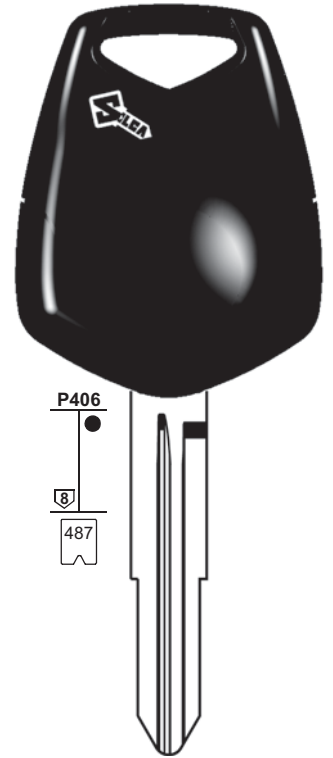
HYN11CP
T.... 1-1000



P290
●
Ⓢ ④
487



HYN12T4
A.... 1-1000



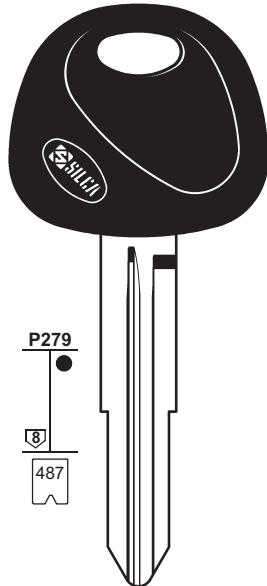
P406
●
Ⓢ ④
487



HYN12EH2
A.... 1-1000

PER:
FOR:

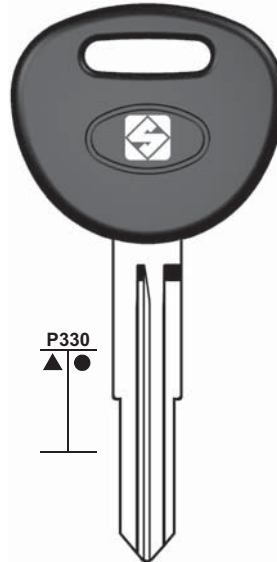
HYUNDAI



P279
●
Ⓢ ④
487



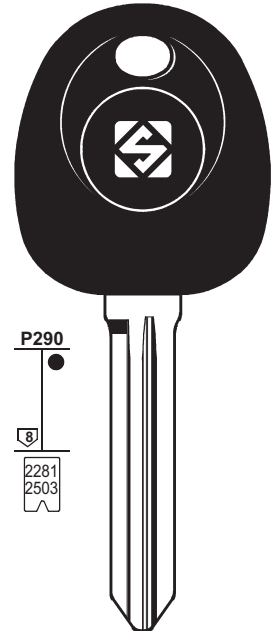
HYN12CP
A.... 1-1000



P330
▲ ●



HYN13BP



P290
●
Ⓢ ④
2281
2503



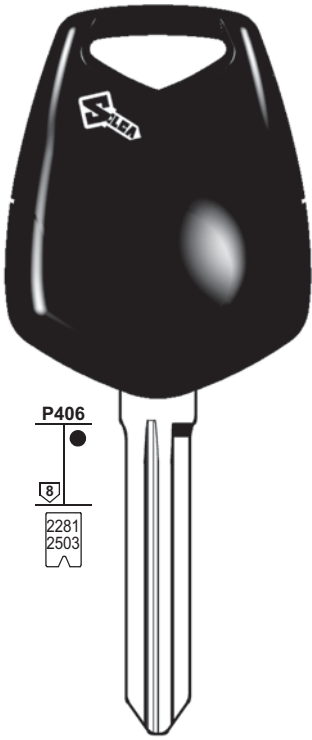
HYN14T14
H.... 0001-2500
M.... 0001-2500
P.... 0001-2500
T.... 0001-2500
V.... 1-2500



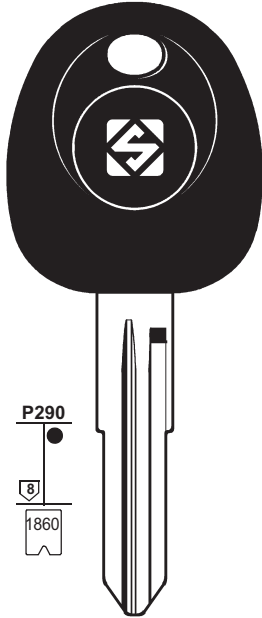
HYN14RT14
M.... 1-2500
T.... 1-2500
WC.... 1001-3500

PER:
FOR:

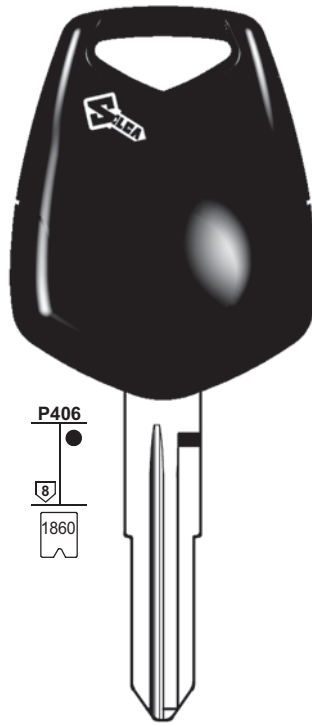
HYUNDAI



P406



P290



P406



HYN14EHP

H 0001-2500
M 0001-2500
P 0001-2500
T 0001-2500
V 1-2500



HYN14REHP

M 1-2500
T 1-2500
WC 1001-3500



HYN15T14

WA 1001-3040



HYN15EHP

WA 1001-3040



29

PER / FOR

HYUNDAI (ROK)

ISUZU (J)

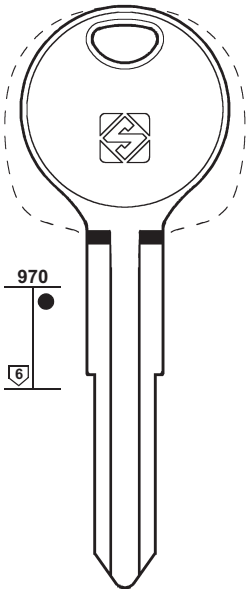
TOYOTA (47)

KAWASAKI (J)

Vehicle Keys

PER:
FOR:

ISUZU

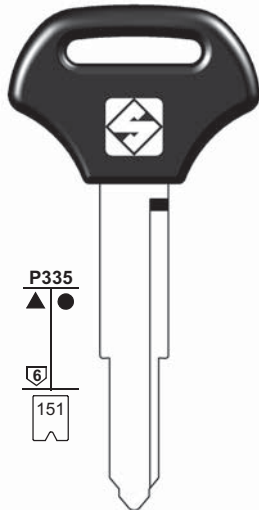


970



ISU5

KAWASAKI

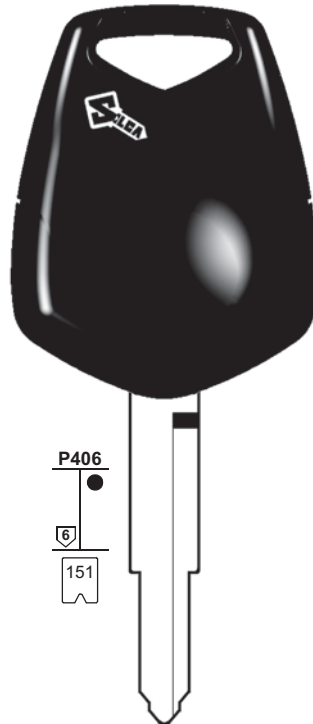


P335



KW16CP

Z
5001-6000



P406



KW16EH2

Z
5001-6000



30

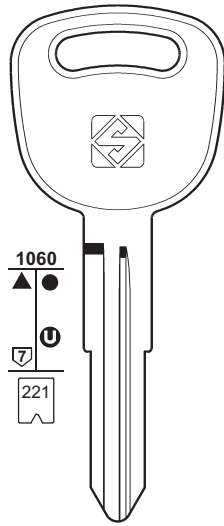
PER / FOR

KIA (ROK)

Vehicle Keys

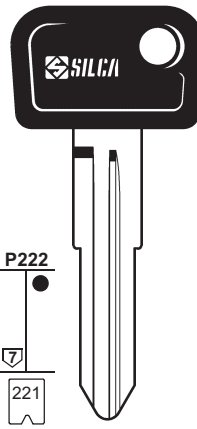
PER:
FOR:

KIA



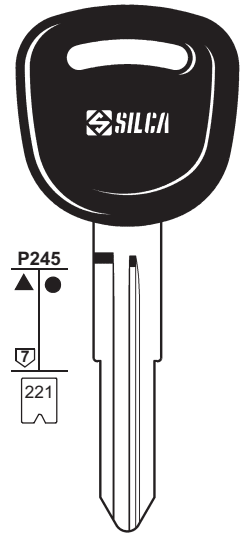
1060
▲ ●
⑦ ①
221


KIA1R
Y....
7001-8200



P222
●
⑦
221


KIA1RP
Y....
7001-8200

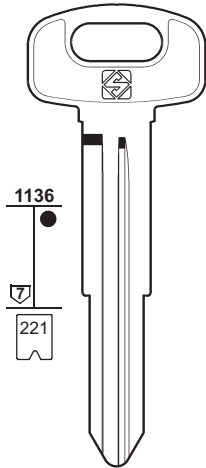


P245
▲ ●
⑦
221


KIA1RAP
Y....
7001-8200


PER:
FOR:

KIA



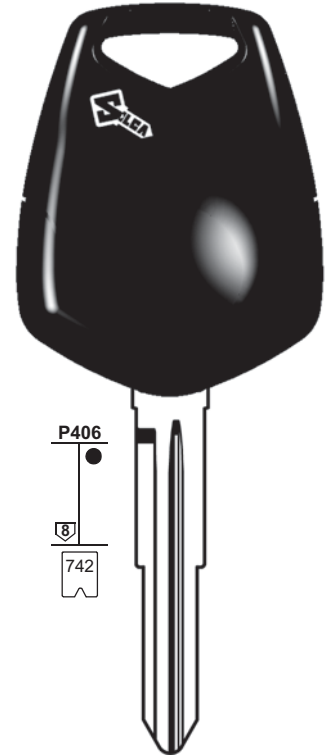
1136
●
⑦
221


KIA2R
Y....
7001-8200



1136
● ①
⑧
742


KIA3R
Y....
2001-3000



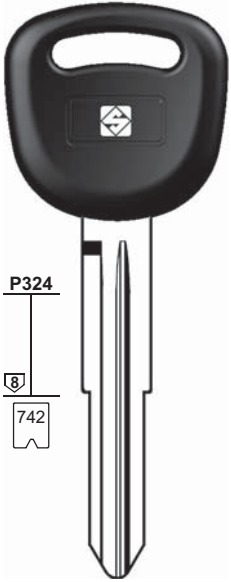
P406
●
⑧
742


KIA3REH2
Y.... 2001-3000


KIA3REHP
Y.... 2001-3000

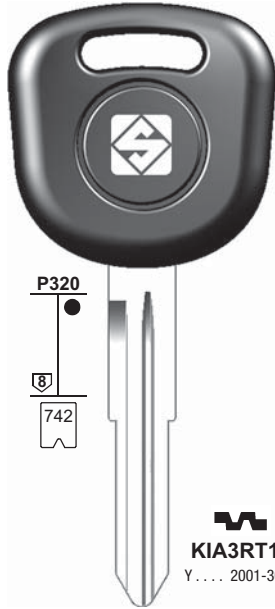
PER:
FOR:

KIA



KIA3AP
Y.... 2001-3000

KIA3RAP
Y.... 2001-3000

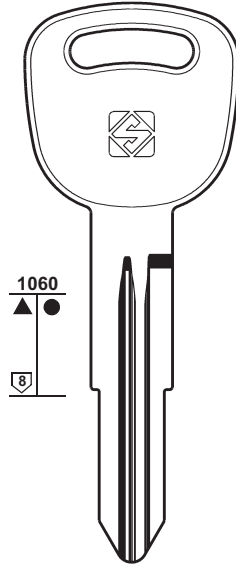


KIA3RT16
Y.... 2001-3000

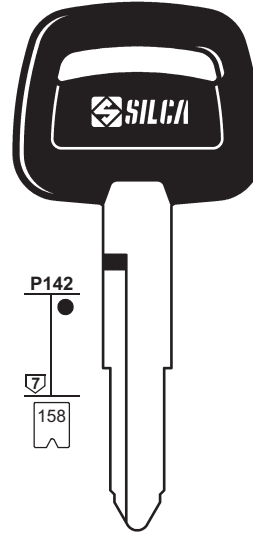
KIA3RT14
Y.... 2001-3000

KIA3T5
Y.... 2001-3000

KIA3RT5
Y.... 2001-3000



KIA5



KIA4RBP
.... 5001-6200



31

PER / FOR

KIA (ROK)

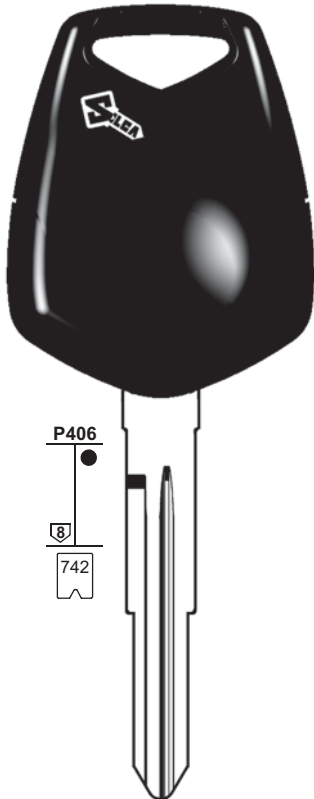
KOMATSU (J)

Vehicle Keys

PER:
FOR:

KIA

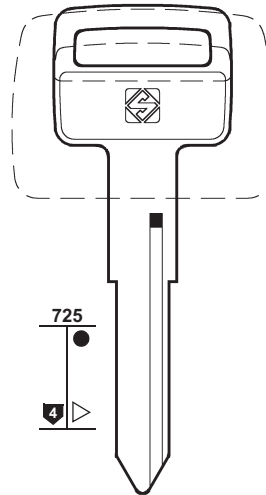
KOMATSU



KIA6REH2
Y.... 2001-3000



KIA7T14
G.... 0001-2500
J.... 0001-2500
K.... 0001-2500
L.... 0001-1000
P.... 0001-2500



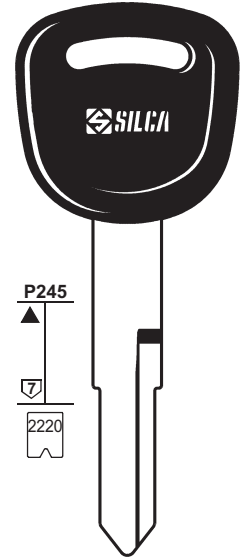
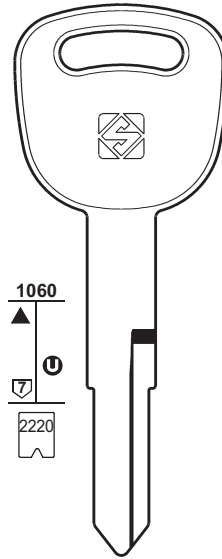
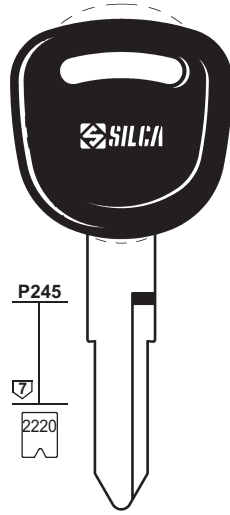
KOM1





PER:
FOR:

KYMCO



KYM1P
..... 1-2-3-4



KYM1RP
..... 1-2-3-4



KYM2
..... 1-2-3-4



KYM2R
..... 1-2-3-4



KYM2P
..... 1-2-3-4



KYM2RP
..... 1-2-3-4

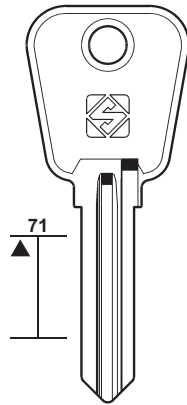


PER:
FOR:

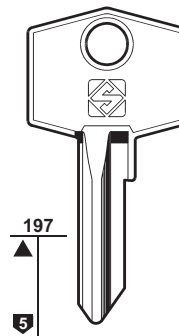
LOWE & FLETCHER

LUMA

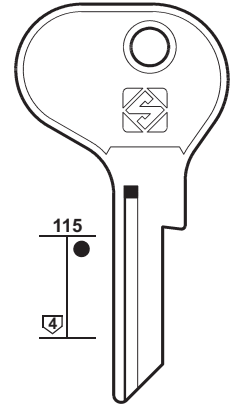
MAHINDRA



LF44



LM2



MHN1



32

PER / FOR

KYMCO (ROK)

LOWE & F. (GB)

LUMA (E)

MAHINDRA (IND)

Vehicle Keys

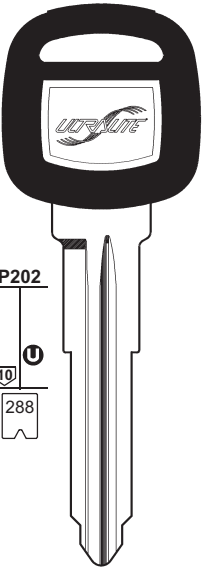
PER:
FOR:

MAZDA



33

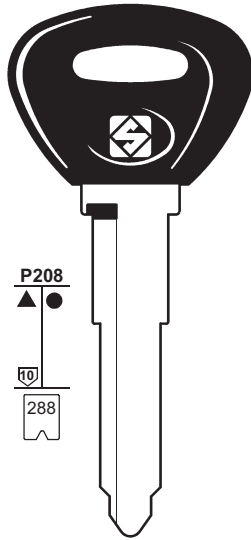
PER / FOR
MAZDA (J)
 FORD USA
 + MITSUBISHI (35)
MERIT (D)



P202
 10
 288

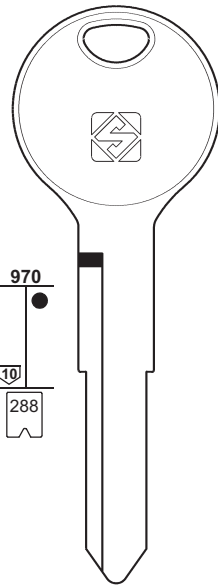
MAZ20RU6

 10100-12283



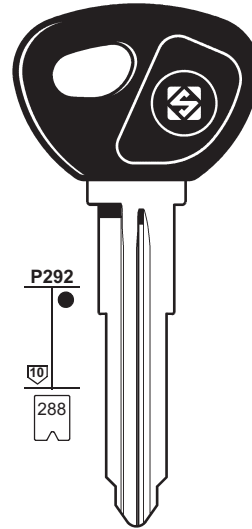
P208
 ▲ ●
 10
 288

MAZ24REP
 10100-12283
 20100-23284



970
 ●
 10
 288

MAZ25R
 10100-12283



P292
 ●
 10
 288

MAZ13T5

 10100-12283

MAZ20RT5

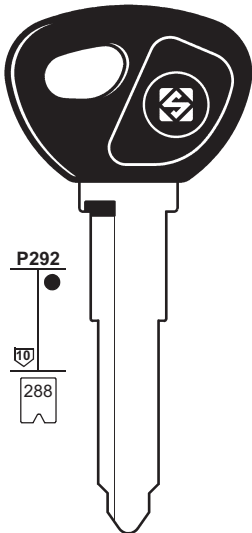
 10100-12283

FORD USA

PER:
FOR:

MAZDA

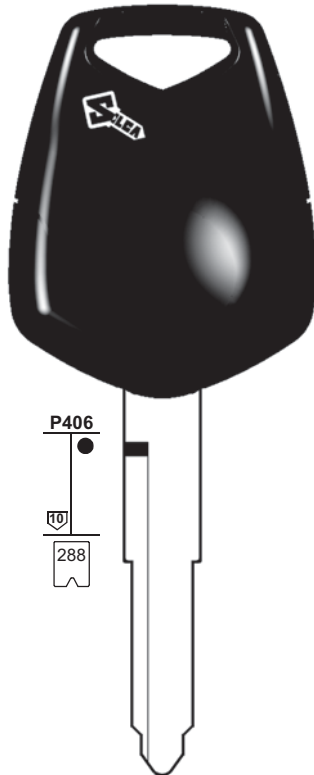
MERIT



P292
 ●
 10
 288

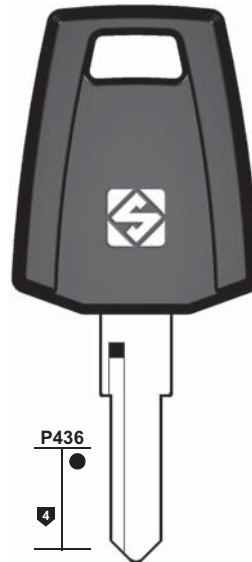
MAZ24RT5
 10100-12283

MAZ24RT17
 10100-12283



P406
 ●
 10
 288

MAZ24REH2
 10100-12283



P436
 ●
 4

MRT2RAP





34

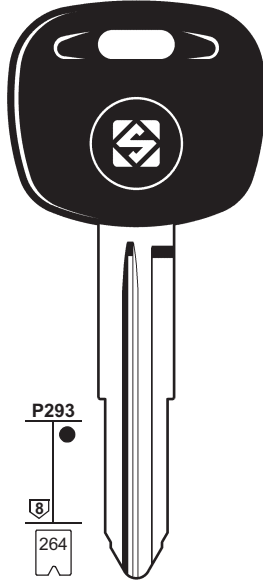
PER / FOR

MITSUBISHI (J)

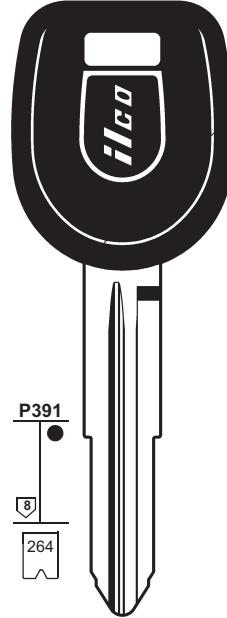
+ HUF (20)

PER:
FOR:

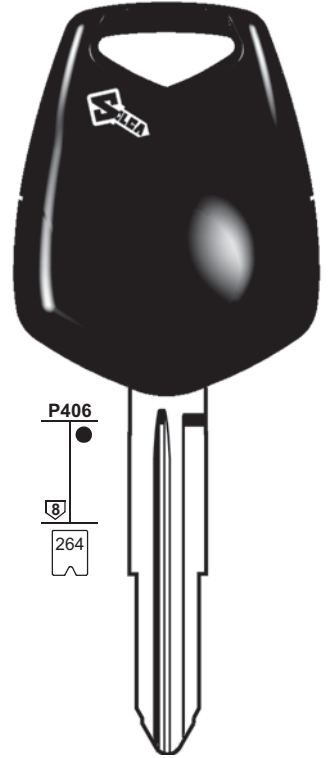
MITSUBISHI



P293
●
8
264



P391
●
8
264



P406
●
8
264

MIT8T4
E..... 5001-7000
E..... 7001-7700

MIT8T21
E..... 5001-7000
E..... 7001-7700

MIT8T19
E..... 5001-7000
E..... 7001-7700

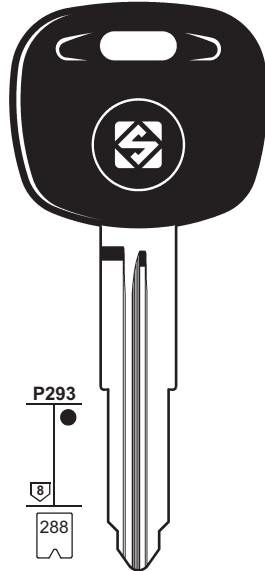
MIT8-PT
E..... 5001-7000
E..... 7001-7700

MIT8EH2
E..... 5001-7000
E..... 7001-7700

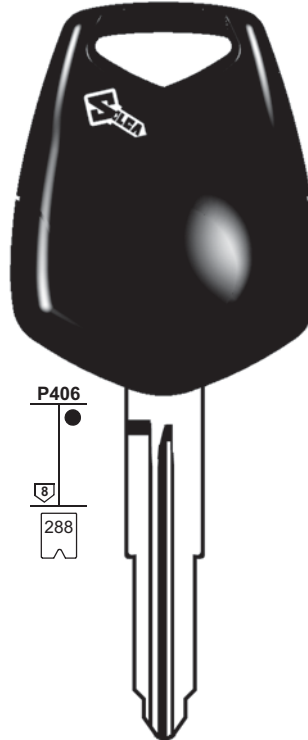
MIT8EHP
E..... 5001-7000
E..... 7001-7700

PER:
FOR:

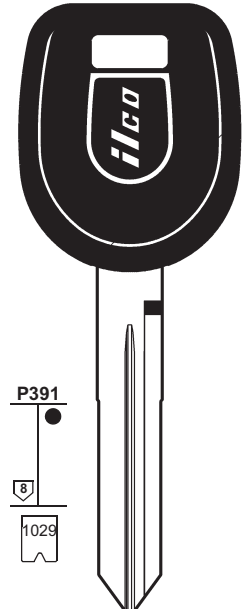
MITSUBISHI



P293
●
8
288



P406
●
8
288



P391
●
8
1029

MIT11RT4
..... 30010-32009

MIT11RT19
..... 30010-32009

MIT11RT21
..... 30010-32009

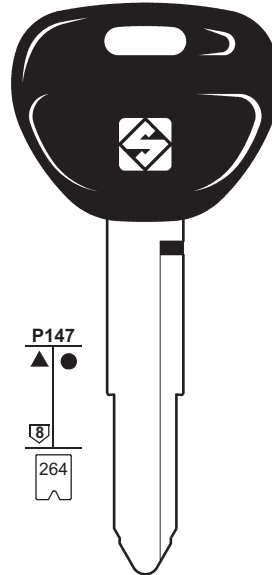
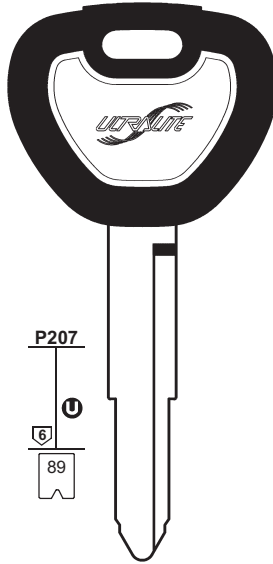
MIT11REH2
..... 30010-32009

MIT11REHP
..... 30010-32009

MIT9-PT
F..... 1-1571

PER:
FOR:

MITSUBISHI



MIT14BT5
..... 30001-31200

MIT14BT14
..... 30001-31200

MIT2RU11
H.... 1-0400
H.... 2221-2620
H.... 4441-5143
E.... 2001-3000

MIT15AP
E.... 5001-7000
E.... 7001-7700

MAZDA



35

PER / FOR

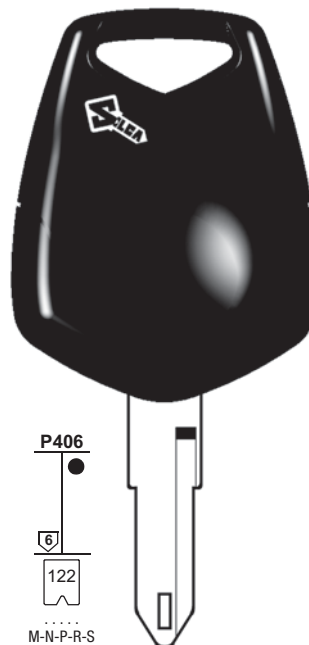
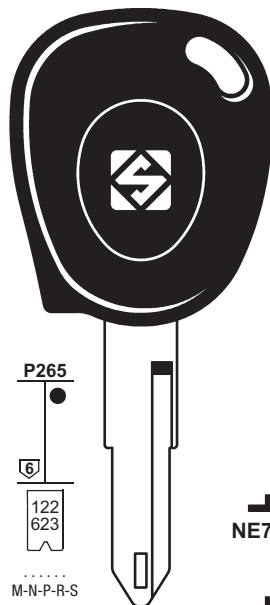
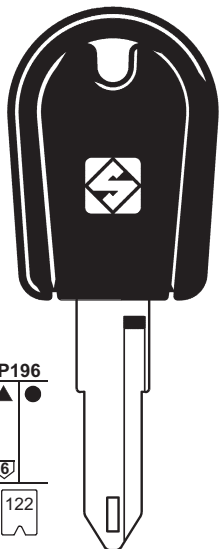
MITSUBISHI (J)
MAZDA
+ HUF (20)

NEIMAN (D) (F)
VALEO
+ VALEO (53 -54)

Vehicle Keys

PER:
FOR:

NEIMAN



NE73T16

NE73T8

NE73T6

NE73T5

NE72LP

NE72EHP

VALEO

VALEO



36

PER / FOR

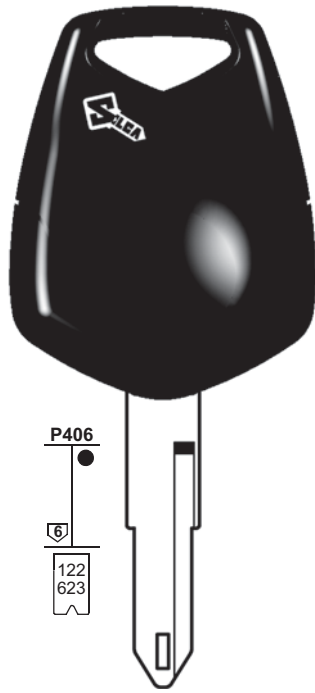
NEIMAN (D) (F)

VALEO

+ VALEO (53 -54)

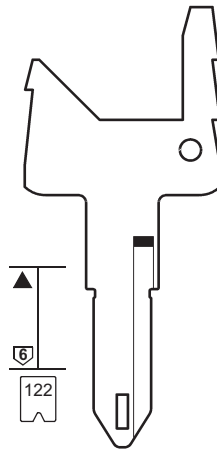
PER:
FOR:

NEIMAN

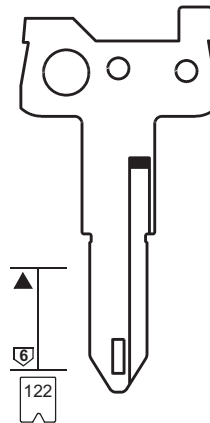


P406

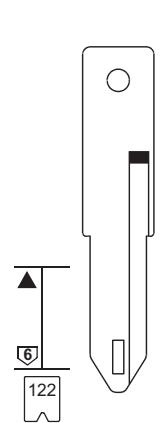
122
623



... 1/9 ...
1/9 A/Z
... 1/9 A/Z
... 1/9 A/Z
... 1/9 A/Z
... 1/9 A/Z
... 1/9 A/Z A/Z
... 1/9 A/Z
... 0/9 0/9
M-N-P-R-S



... 1/9 ...
1/9 A/Z
... 1/9 A/Z
... 1/9 A/Z
... 1/9 A/Z
... 1/9 A/Z
... 1/9 A/Z A/Z
... 1/9 A/Z
... 0/9 0/9
M-N-P-R-S



... 1/9 ...
1/9 A/Z
... 1/9 A/Z
... 1/9 A/Z
... 1/9 A/Z
... 1/9 A/Z
... 1/9 A/Z A/Z
... 1/9 A/Z
... 0/9 0/9
M-N-P-R-S



NE73EH2

M-N-P-R-S



NE73EHP

M-N-P-R-S



NE72-I



VALEO



NE73-I



VALEO



NE73-AI



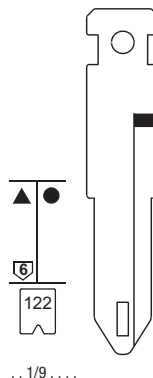
VALEO

PER:
FOR:

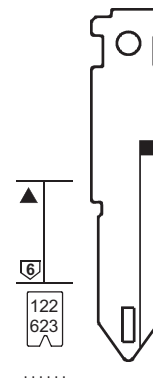
NEIMAN



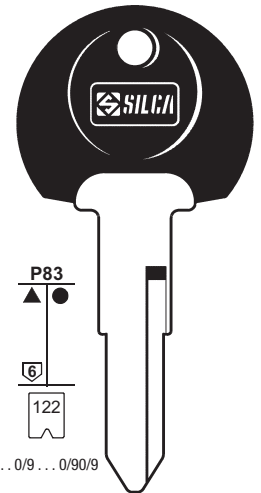
... 1/9 ...
1/9 A/Z
... 1/9 A/Z
... 1/9 A/Z
... 1/9 A/Z
... 1/9 A/Z
... 1/9 A/Z A/Z
... 1/9 A/Z
... 0/9 0/9
M-N-P-R-S



... 1/9 ...
1/9 A/Z
... 1/9 A/Z
... 1/9 A/Z
... 1/9 A/Z
... 1/9 A/Z
... 1/9 A/Z A/Z
... 1/9 A/Z
... 0/9 0/9
M-N-P-R-S



M-N-P-R-S



P83

122
623
... 0/9 ... 0/90/9



NE73-BI



NE73-CI



VA3-I



NE76AP

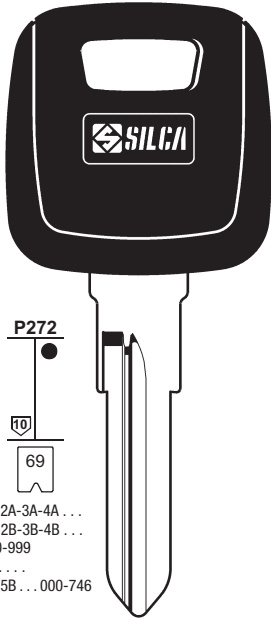


VALEO

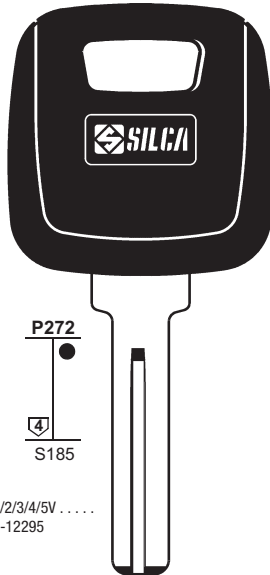


PER:
FOR:

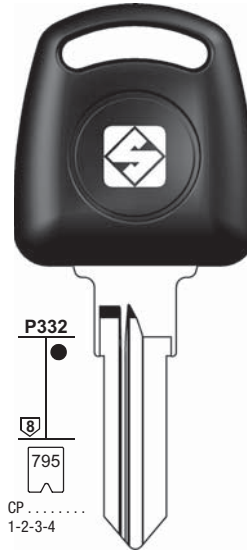
NEIMAN



NE51T2



NE66T2



NE74T5



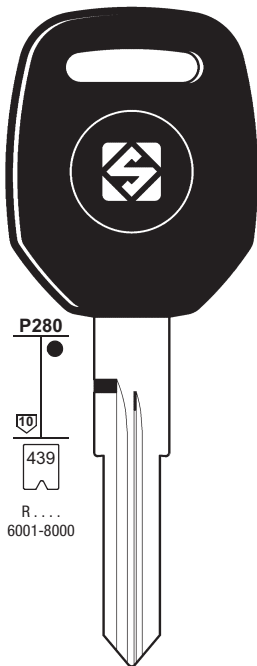
37

PER / FOR

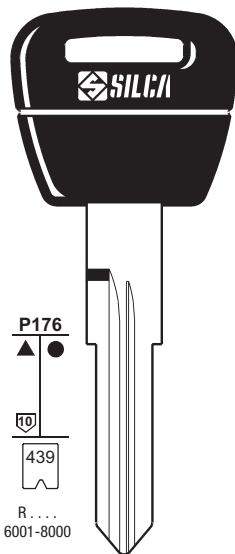
NEIMAN (D) (F)
VALEO
+ VALEO (53-54)

PER:
FOR:

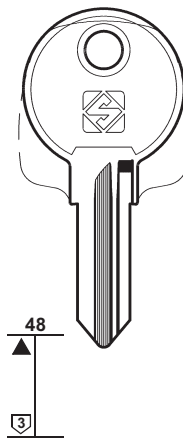
NEIMAN



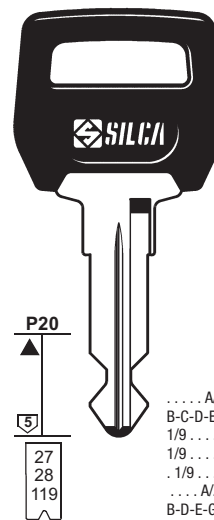
NE77RT2



NE77RDP



NE90



NE92P

VALEO





38

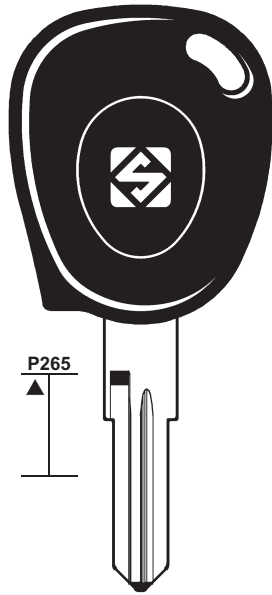
PER / FOR

NEIMAN (D) (F)
VALEO
+ VALEO (54)

NISSAN (J)
SUBARU
VALEO
+ SUBARU (43)

PER:
FOR:

NEIMAN



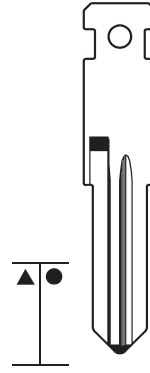
P265
▲

NE89RSP



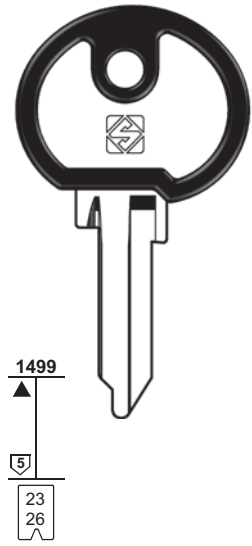
P95
●

NE89REP



▲ ●

NE89R-CI

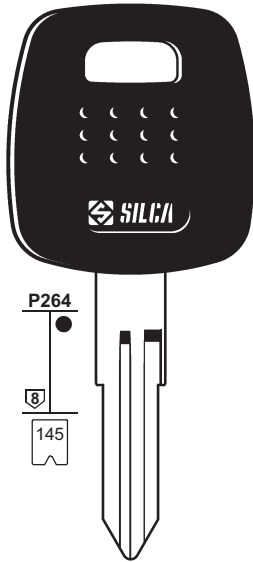


1499
▲
5
23
26
▲

NE20NP
..... A/Z
A/Z
A/Z A/Z
1-2-3-5-7
..... A/Z
0-4-6-8-9

PER:
FOR:

NISSAN



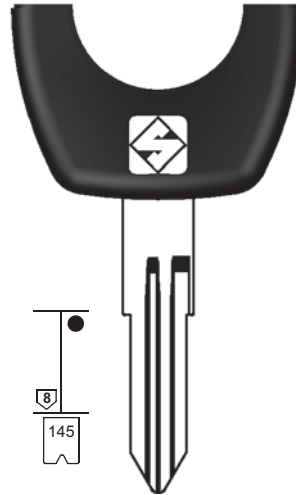
P264
●
8
145

NSN11T25
X 1-8000
X 8001-9000



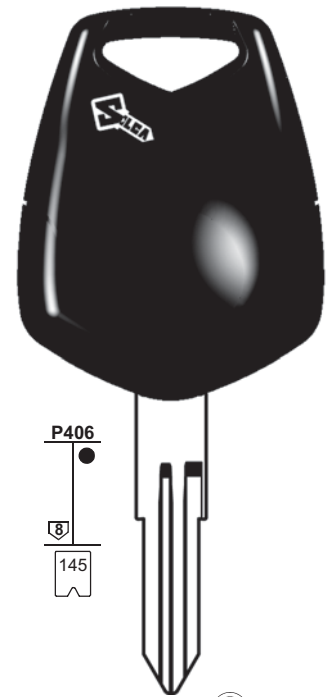
M2x0,4
●
8
145

NSN11T
X 1-8000
X 8001-9000



●
8
145

NSN11AT25
X 1-8000
X 8001-9000



P406
●
8
145

NSN11EH2
X 1-8000
X 8001-9000

NSN11T13
X 1-8000
X 8001-9000

NSN11AT13
X 1-8000
X 8001-9000

NSN11T2
X 1-8000
X 8001-9000

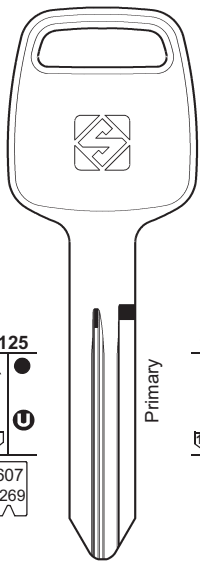


VALEO

VALEO
SUBARU

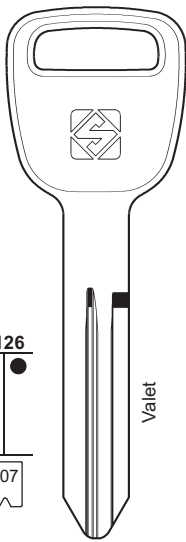
PER:
FOR:

NISSAN



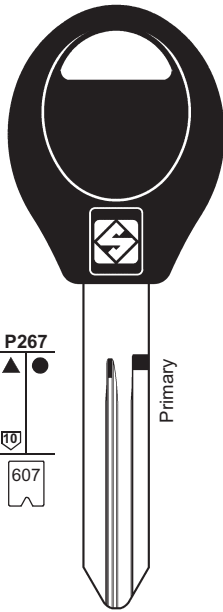
Primary

NSN14
..... 1-22185



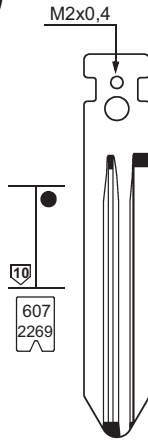
Valet

NSN15
..... 1-22185

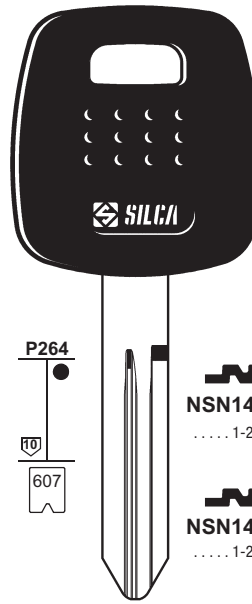


Primary

NSN14CP
..... 1-22185



NSN14T
..... 1-22185



NSN14T25
..... 1-22185

NSN14T14
..... 1-22185

NSN14T13
..... 1-22185
..... 30001-37850

NSN14T5
..... 1-22185



VALEO
SUBARU

SUBARU



39

PER / FOR

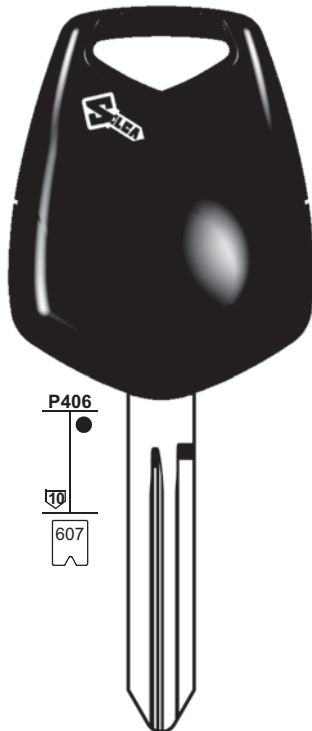
NISSAN (J)
SUBARU
VALEO
+ SUBARU (43)

PER:
FOR:

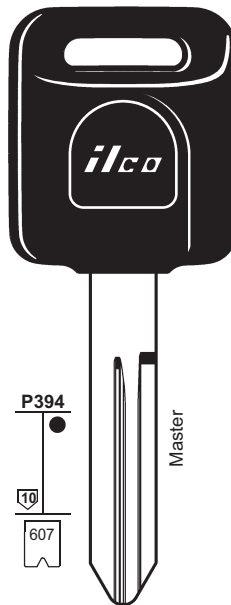
NISSAN



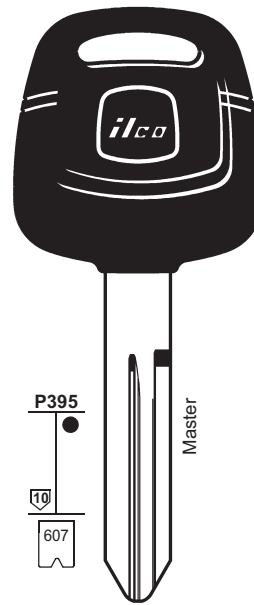
NSN14AT25
..... 1-22185



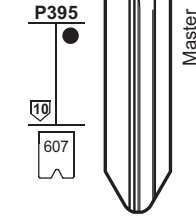
NSN14EH2
..... 1-22185
..... 30001-37850



NSN14EHP
..... 1-22185
..... 30001-37850



NI01T
..... 1-22185



NI02T
..... 1-22185



40

PER / FOR

NISSAN (J)
SUBARU
+ SUBARU (43)

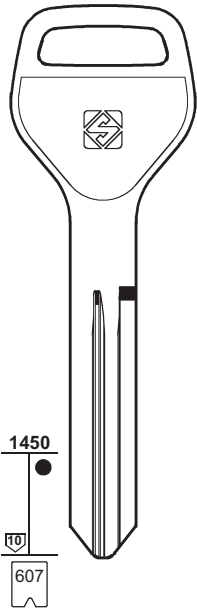
PGO (J)

POS (D)
 SISPA (42)

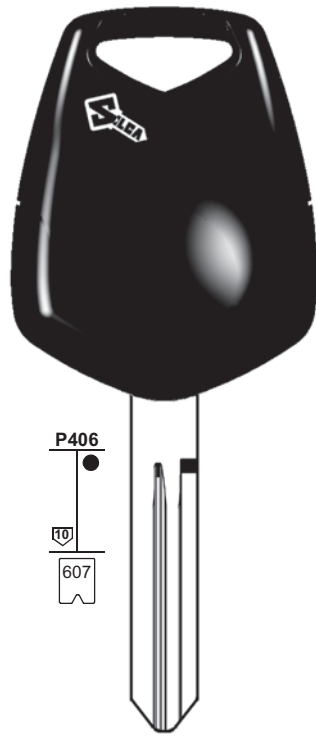
PROTON (MAL)

PER:
FOR:

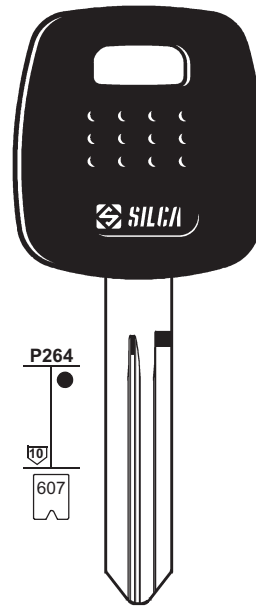
NISSAN



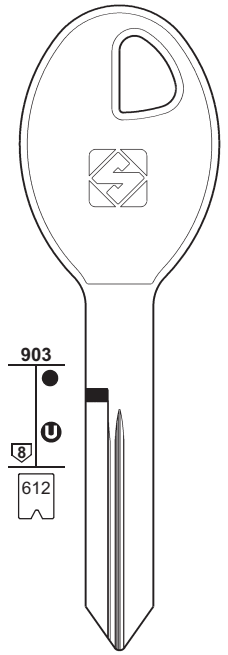
NSN19
..... 30001-37850



NSN19EH2
..... 30001-37850



NSN19T21
..... 30001-37850



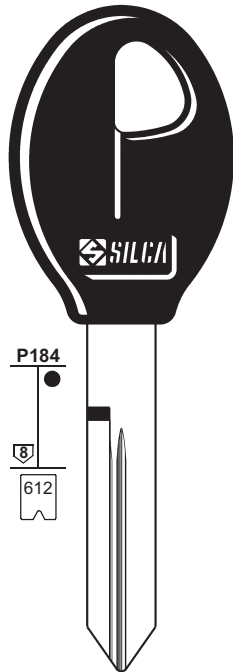
NSN16R
..... X 001-1706

SUBARU

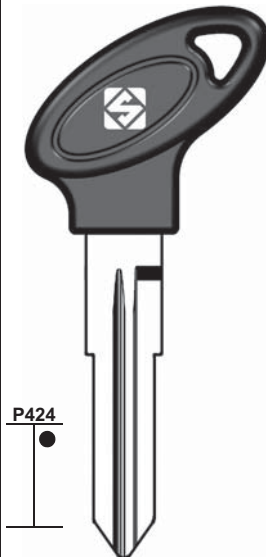
PER: **NISSAN**
FOR:

PGO

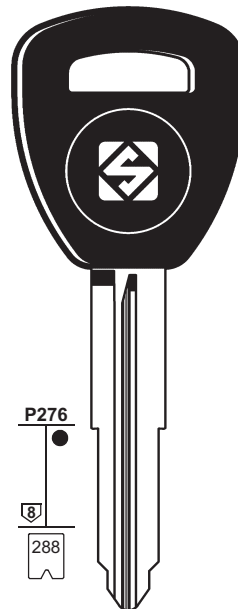
PROTON



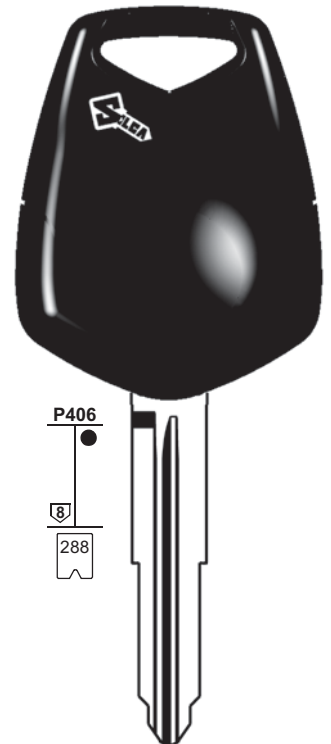
NSN16RBP
..... X 001-1706



PGO2P



PO1RT4
..... 30010-32009




PO1REH2
..... 30010-32009

PER:
FOR:

ROLLS ROYCE

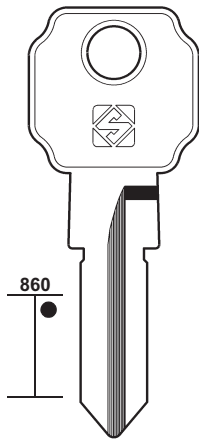
SELFA

SIMPLEX

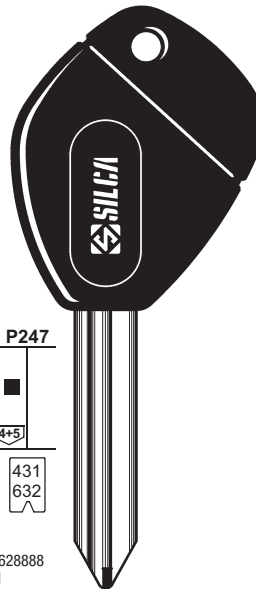


RR2
BHL..... 501-597

RR2P
BHL..... 501-597



SEL1



.....
0111111-628888
..... H
0111111-628888
63/99..... 1-2-4-6-8
63/99..... H 1-2-4-6-8

SX9CP



41

PER / FOR

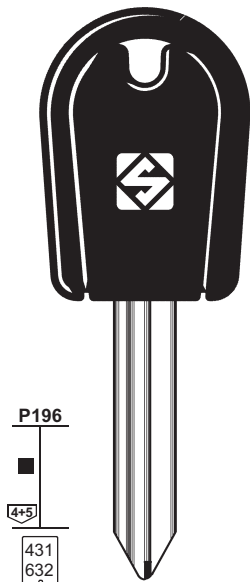
ROLLS ROYCE (GB)

SELFA (N)

SIMPLEX (F)


PER:
FOR:

SIMPLEX



P196
.....
0111111-628888
..... H
0111111-628888
63/99..... 1-2-4-6-8
63/99..... H 1-2-4-6-8

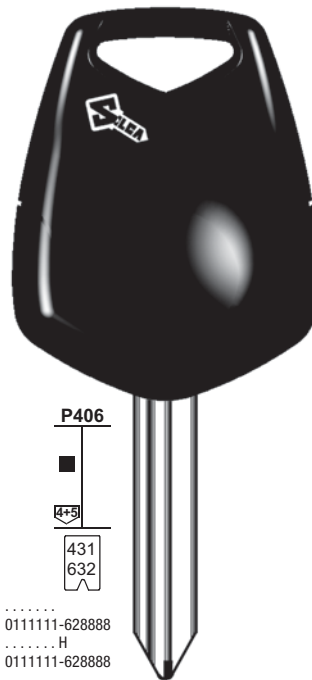
SX9GP



P315
.....
0111111-628888
..... H
0111111-628888
63/99..... 1-2-4-6-8
63/99..... H 1-2-4-6-8

SX9T6

SX9T5



P406
.....
0111111-628888
..... H
0111111-628888
63/99..... 1-2-4-6-8
63/99..... H 1-2-4-6-8

SX9EHP



42

PER / FOR

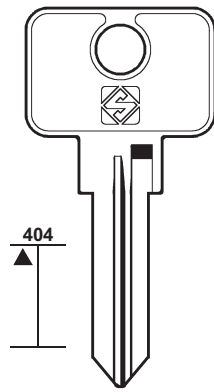
SISPA (I)
POS

SKODA (CZ)
FAB
HUF

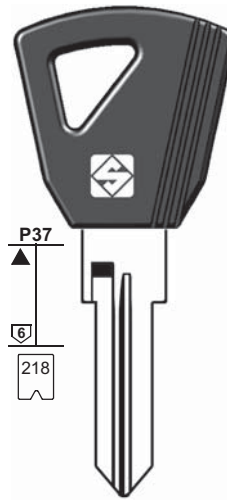
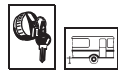
Vehicle Keys

PER:
FOR:

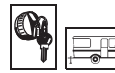
SISPA



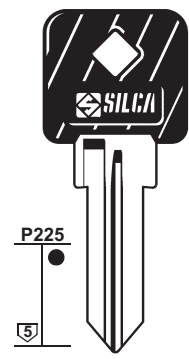
SSA4



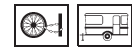
SSA4RAP
... 1-200



POS



SSA6RP

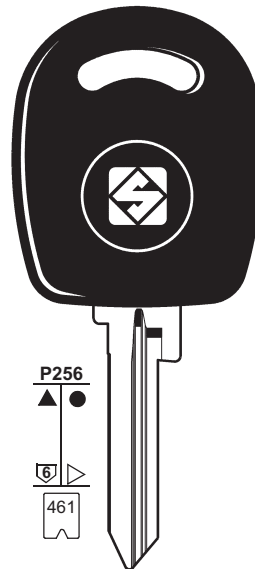


PER:
FOR:

SKODA

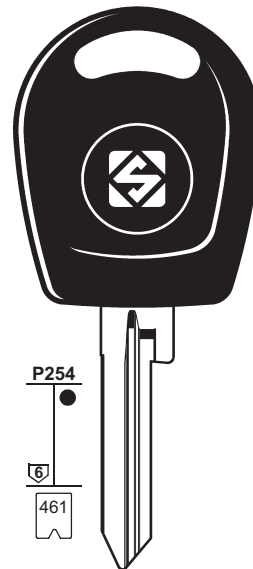


SK20RCP
4AB ...
1-2780



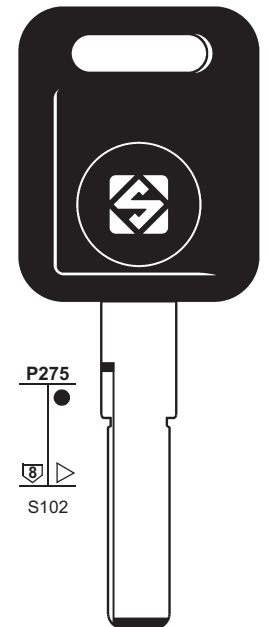
SK22RBP
4AB ...
1-2780

FAB



SK22RT1
4AE ...
1-2780

FAB - HUF

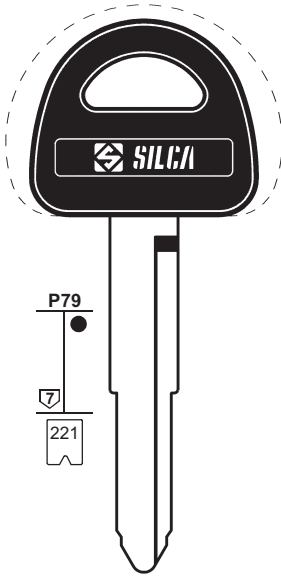


HU66AT5
... 1-2000
1ATS00001-17850

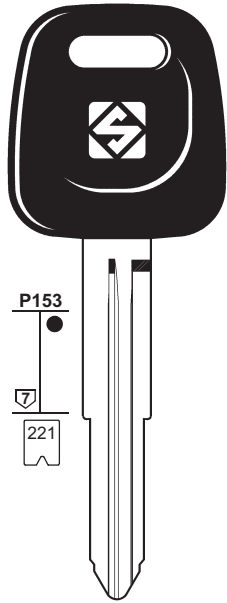
FAB - HUF

PER:
FOR:

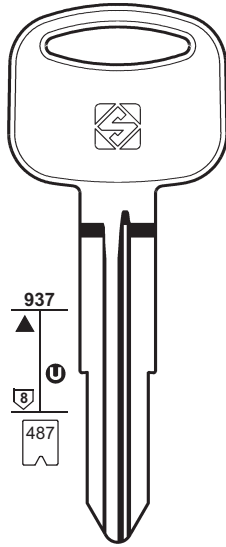
SSANGYONG



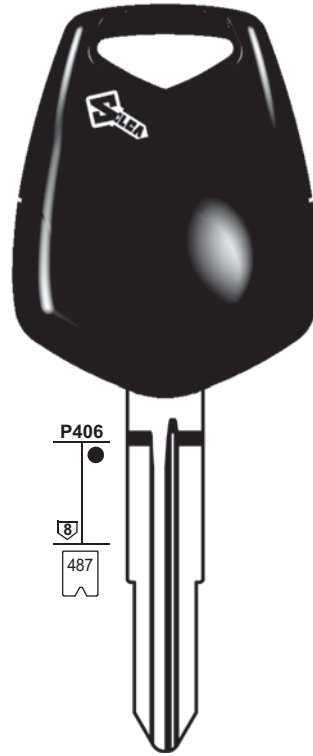
SSY1P
..... 2001-3000



SSY2AP
H..... 1001-2000
S..... 1-2000



SSY3
K..... 0001-1000



SSY3EH2
K..... 0001-1000



43

PER / FOR

SSANGYONG (ROK)

STAHLEX (D)

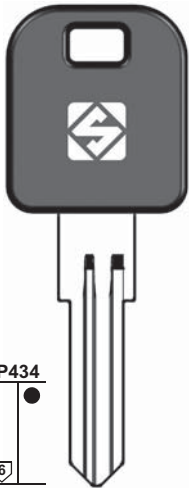
STRATTEC (USA)
 FORD USA (11)

SUBARU (J)
 NISSAN
 + NISSAN (38)
 + SUZUKI (44)

Vehicle Keys

PER:
FOR:

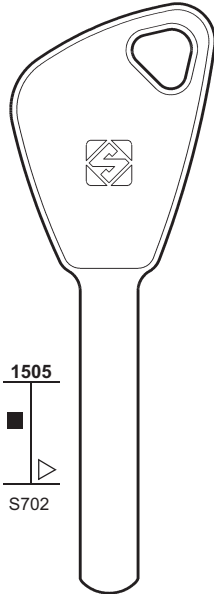
STAHLEX



STH1P
STH1RP

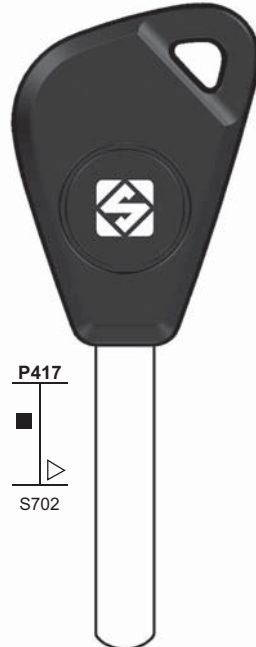


SUBARU



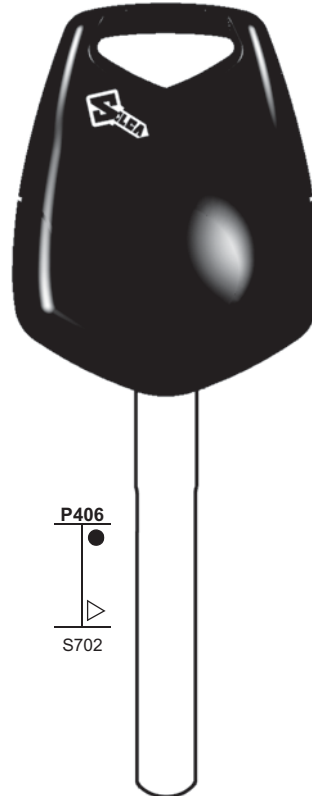
DAT17
T..... 1-3000

NISSAN



DAT17T13
T..... 1-3000

NISSAN



DAT17EH2
T..... 1-3000

NISSAN



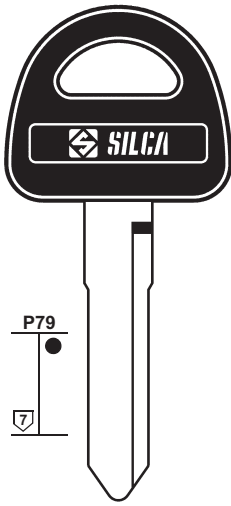
44

PER / FOR

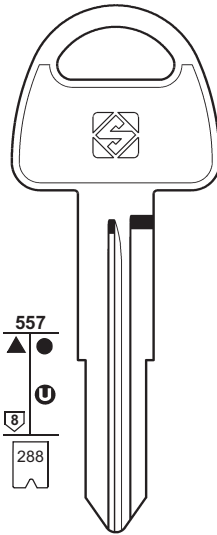
SUZUKI (J)
SUBARU
+ TOYOTA (48)

PER:
FOR:

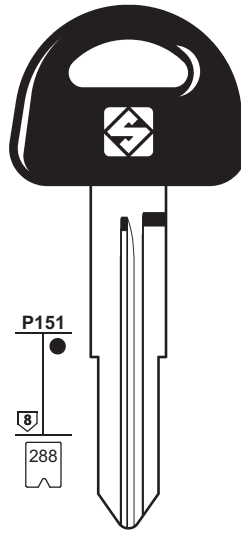
SUZUKI



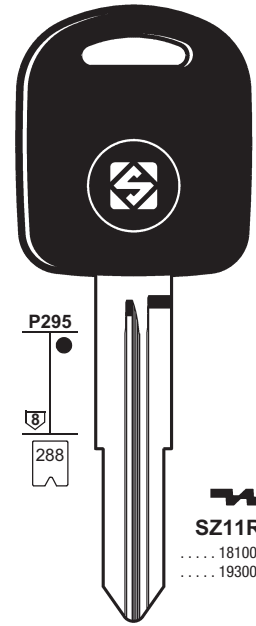
SZ8P



SZ11
..... 18100-19299



SZ11P
..... 18100-19299



SZ11RT4
..... 18100-19299
..... 19300-19617

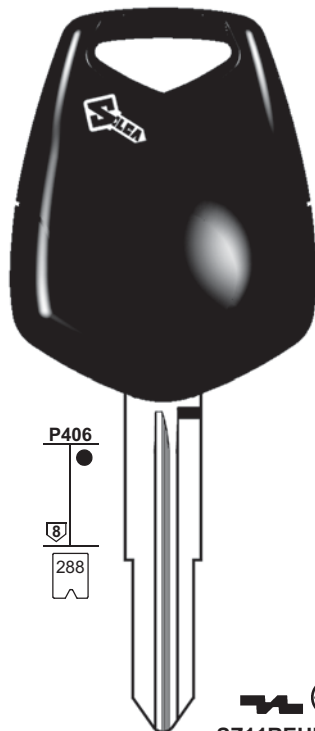
SZ11RT5
..... 18100-19299
..... 19300-19617

SZ11T18
.....
18100-19299

SZ11RT18
..... 18100-19299
..... 19300-19617

PER:
FOR:

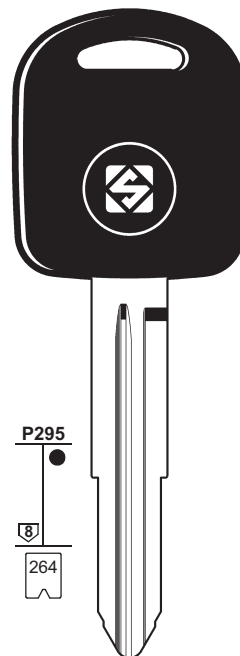
SUZUKI



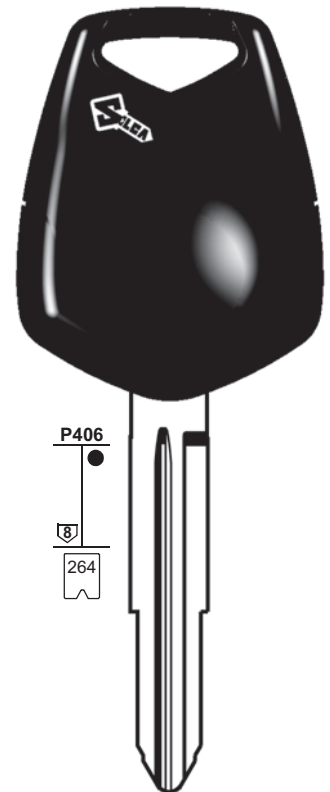
SZ11REHP
..... 18100-19299
..... 19300-19617

SZ11EH2
..... 18100-19299

SZ11REH2
..... 18100-19299
..... 19300-19617



SZ12T4
U 1-2000



SZ12EH2
U 1-2000

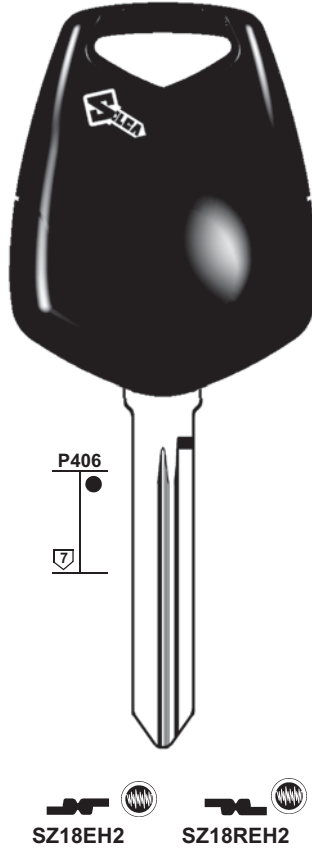
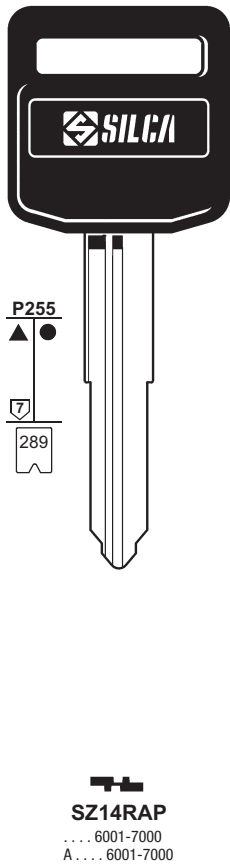
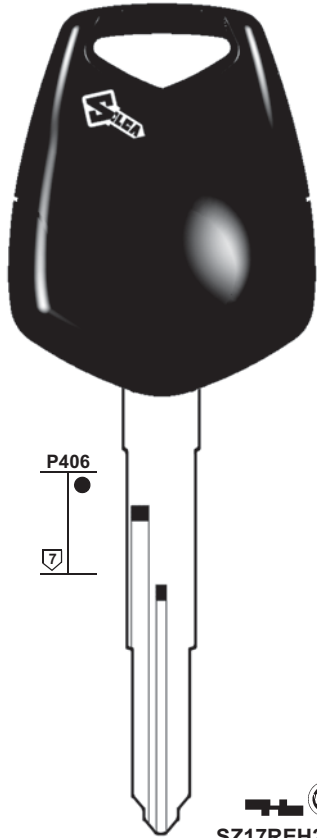
SUBARU

SUBARU

PER:
FOR:

SUZUKI

SUZUKI (INDIA)



MARUTI



45

PER / FOR

SUZUKI (J)

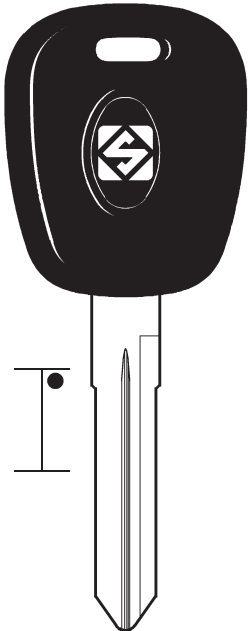
+ TOYOTA (48)

SUZUKI (IND)

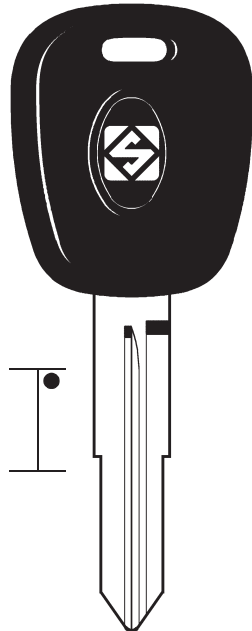
+ TOYOTA (48)

PER:
FOR:

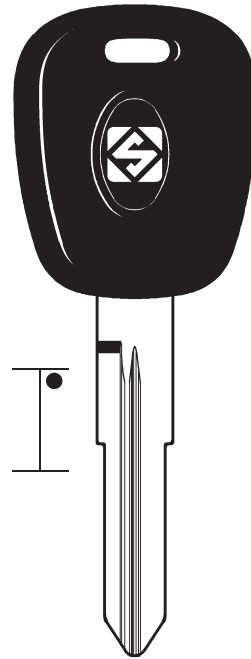
SUZUKI (INDIA)



MARUTI



MARUTI



MARUTI



46

PER / FOR

TATA (IND)

TIBBE (D)

VALEO

+ FORD EU (9)

TOFAŞ (TR)

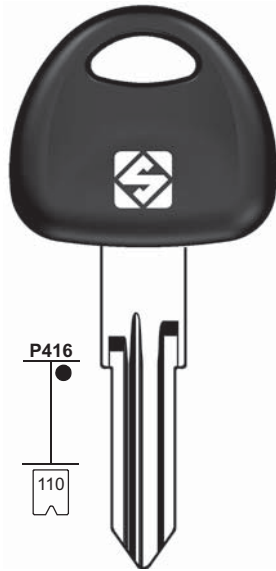
FIAT (8)

TOYOTA (J)

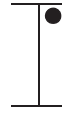
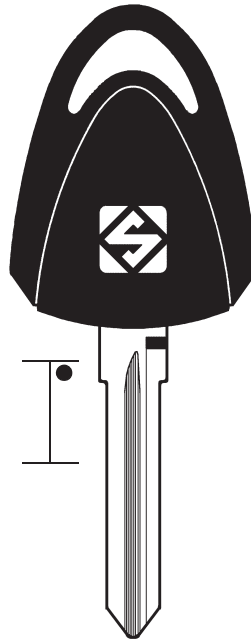
PER:
FOR:

TATA


TIBBE



TAT1P
T.....1-1200



TAT2P

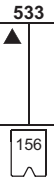
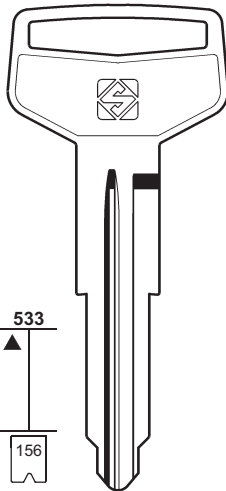


TBE1T5
T.....1-2-3

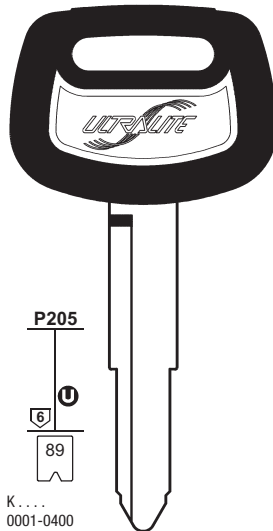
VALEO

PER:
FOR:

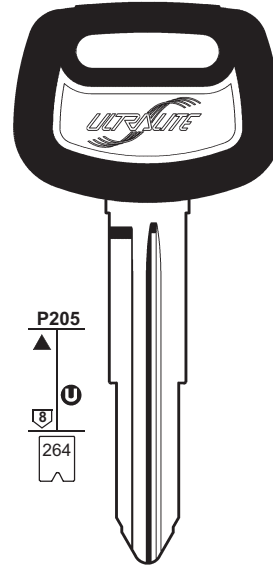
TOYOTA



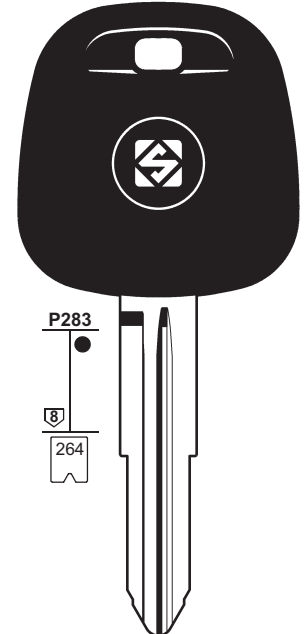
TOY25R
.....7001-9000
K.....7001-9000



TOY27RU9



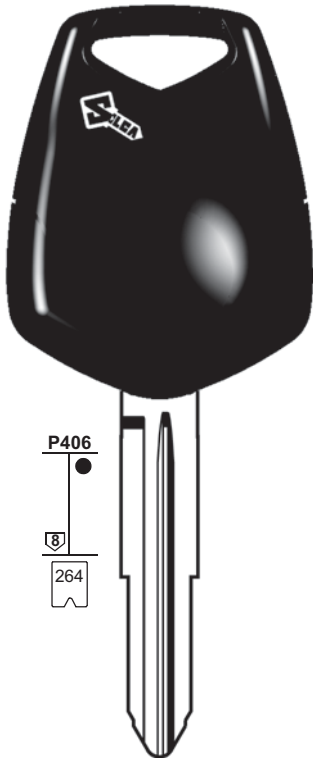
TOY38RU9
G.....1-2377
P.....1-2390
W.....1-2409
X.....1-2248



TOY41RT4
G.....1-2377
P.....1-2390
X.....1-2248

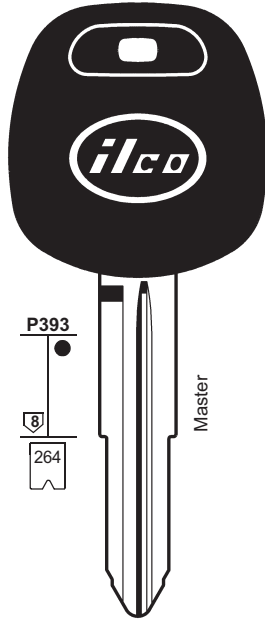
PER:
FOR:

TOYOTA



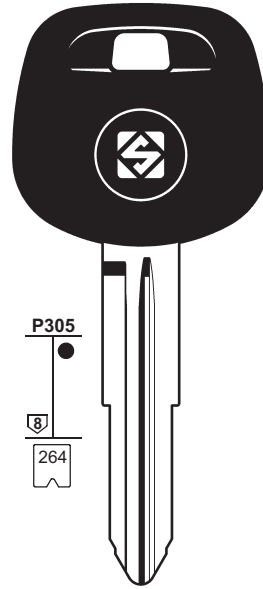
P406
8
264

TOY41REH2
G 1-2377
P 1-2390
X 1-2248



P393
8
264

TOY57-PT
P 1-2390



P305
8
264

TOY41RAT5
G 1-2377
P 1-2390
X 1-2248

TOY41RAT4
G 1-2377
P 1-2390
X 1-2248



47

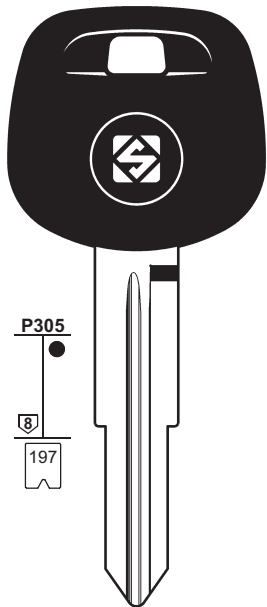
PER / FOR

TOYOTA (J)
ISUZU

Vehicle Keys

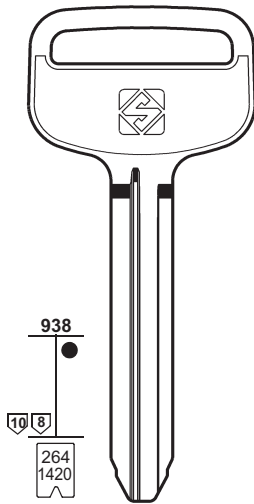
PER:
FOR:

TOYOTA



P305
8
197

TOY42AT5
S 1-2878

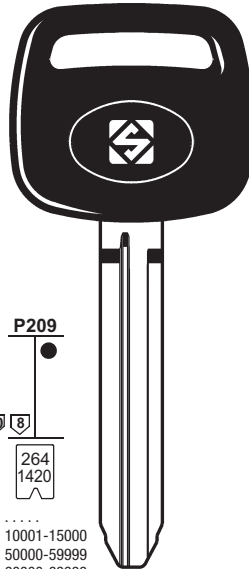


938
10 8
264
1420

.....
10001-15000
50000-59999
60000-69999
70000-75928

TOY43R

ISUZU

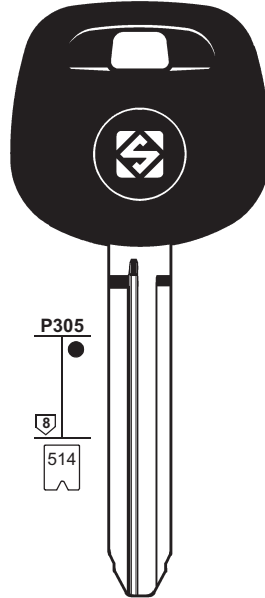


P209
10 8
264
1420

.....
10001-15000
50000-59999
60000-69999
70000-75928

TOY43RP

ISUZU



P305
8
514

TOY43RAP
..... 10001-15000

ISUZU



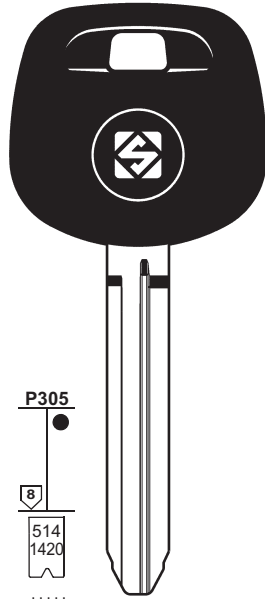
48

PER / FOR

TOYOTA (J)
SUZUKI

PER:
FOR:

TOYOTA



P305



.....
10001-15000
50000-59999
60000-69999



TOY43AT31

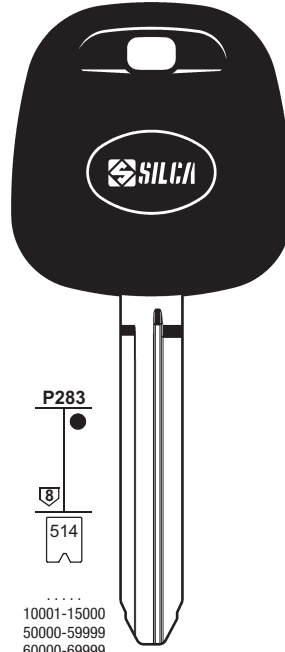


TOY43AT18



TOY43AT4

SUZUKI



P283



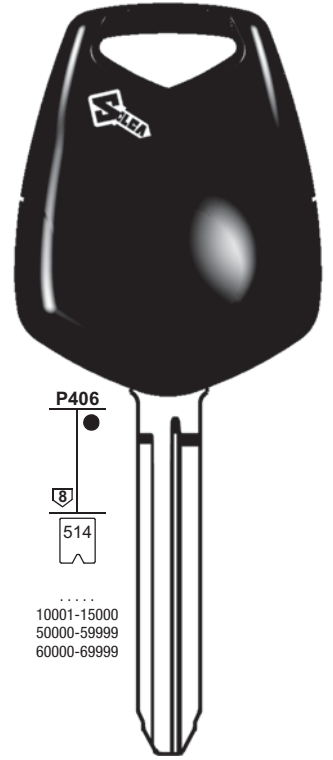
.....
10001-15000
50000-59999
60000-69999



TOY43T3



TOY43T2



P406



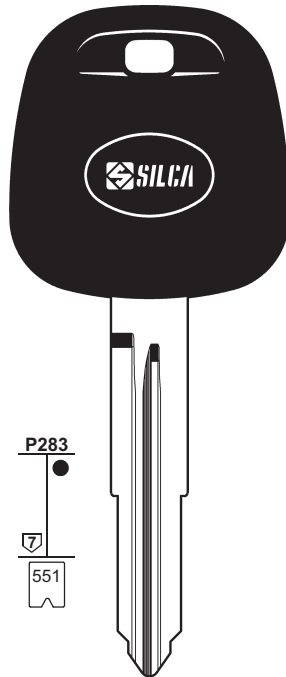
.....
10001-15000
50000-59999
60000-69999



TOY43EH2

PER:
FOR:

TOYOTA

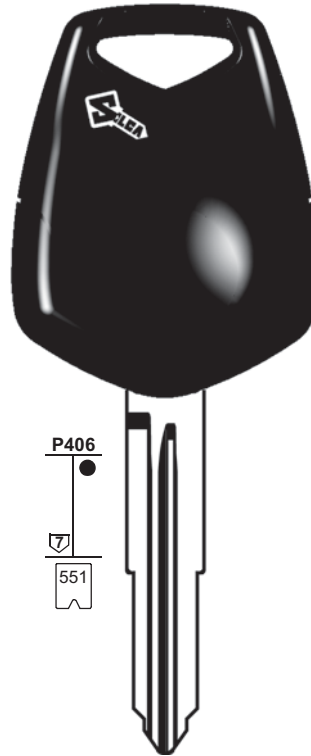


P283



TOY46RT3

N..... 1-2000

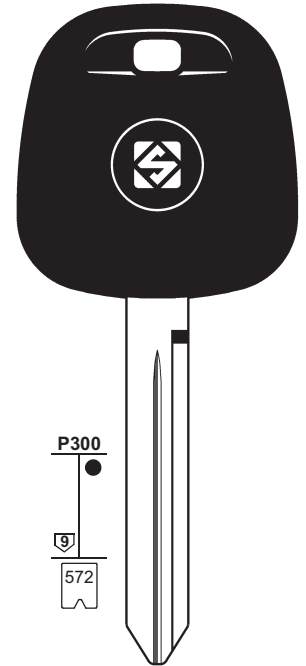


P406



TOY46REH2

N..... 1-2000



P300



TOY47T16

..... 1-13284
T..... 1-13284

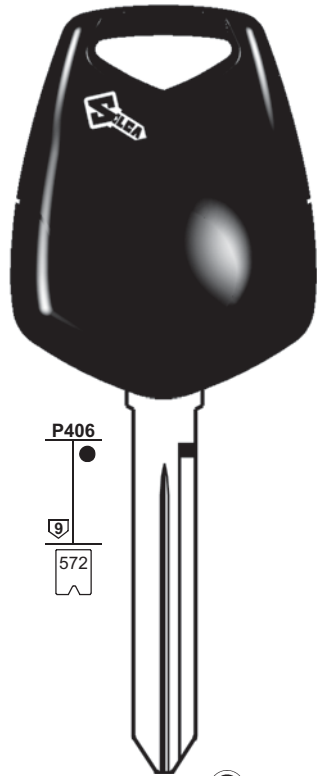


TOY47T4

..... 1-13284
T..... 1-13284

PER:
FOR:

TOYOTA



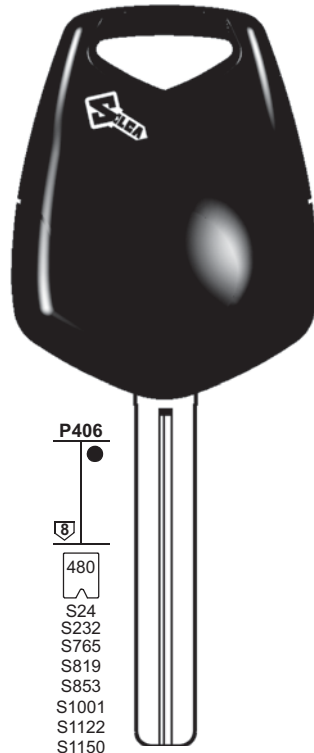
P406
572

TOY47EH2
..... 1-13284
T..... 1-13284



P322
S232
S24

TOY40BT4
..... 1-5000



P406
480
S24
S232
S765
S819
S853
S1001
S1122
S1150

TOY40EH2
..... 1-5000
L..... 0001-1000

TOY40EHP
..... 1-5000
L..... 0001-1000
G..... 0001-2500
J..... 0001-2500
K..... 0001-2500
P..... 0001-2500
..... 30001-31200



49

PER / FOR

TOYOTA (J)

TRELOCK (D)

+ WASO (9)

Vehicle Keys

PER:
FOR:

TOYOTA

TRELOCK



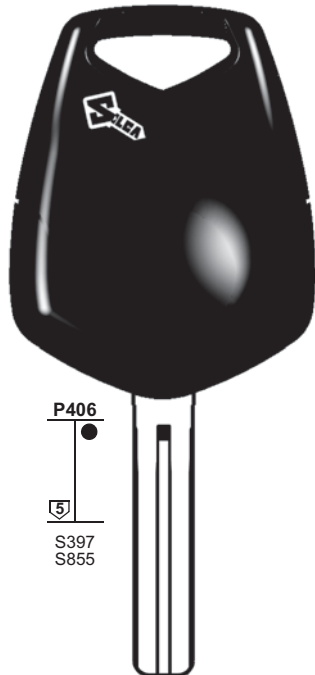
P162
S397
S855

TOY48P
..... 40000-49999



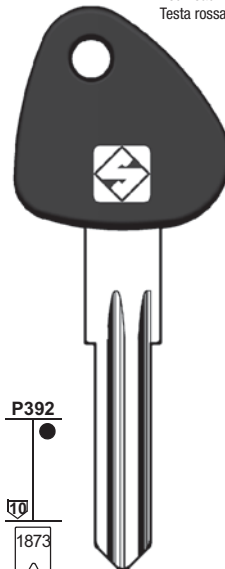
P322
S397
S855

TOY48BT4
..... 40000-49999



P406
S397
S855

TOY48EH2
..... 40000-49999



Red head
Testa rossa

P392
1873

TRK5P
R6
40000-46941





50

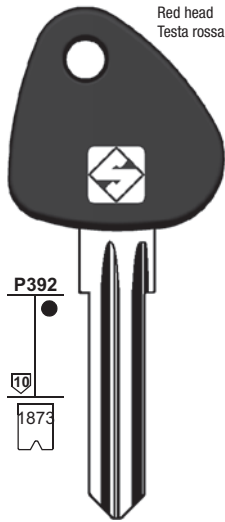
PER / FOR

TRELOCK (D)
WASO
+ WASO (9)

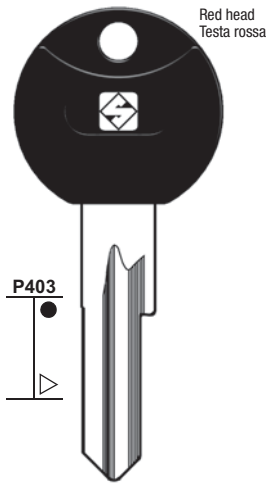
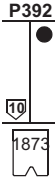
TRW SIPEA (I)
GIOBERT
+ ZADI (59)

PER:
FOR:

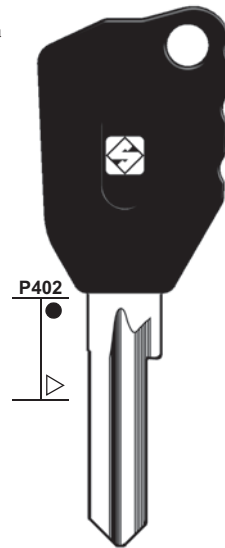
TRELOCK



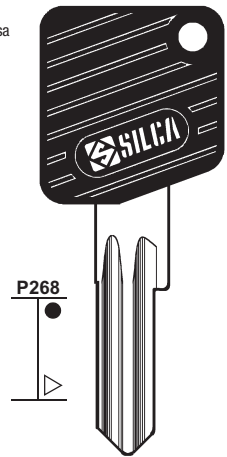
Red head
Testa rossa



Red head
Testa rossa



Red head
Testa rossa



Red head
Testa rossa



TRK1P
R6.....
0-1-2



TRK2RAP



TRK3RBP



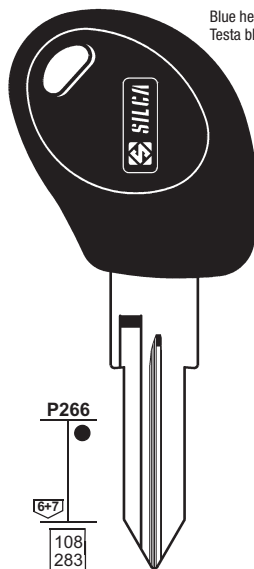
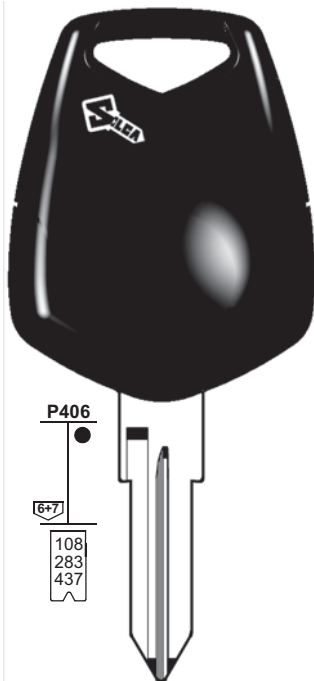
TRK4CP



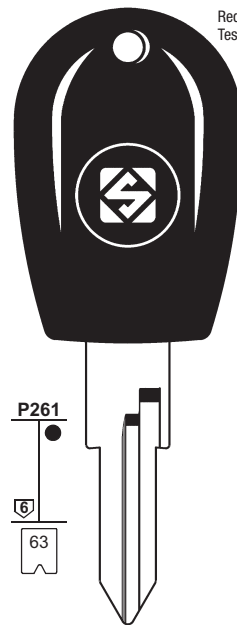
WASO

PER:
FOR:

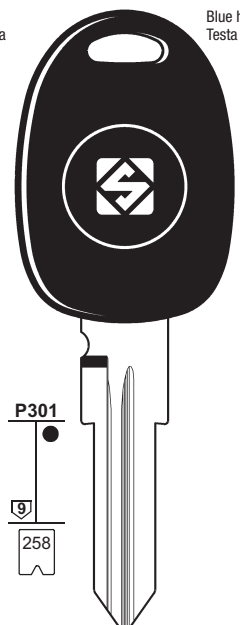
TRW SIPEA



Blue head
Testa blu



Red head
Testa rossa



Blue head
Testa blu



GT10EHP
J..... 3001-6732
N..... 6001-7000
V..... 0001-3056
V..... 5001-8058
AB..... 6001-6891



GT10BT5
..... 3001-4000
..... 6001-7000
J..... 3001-6732
N..... 6001-7000
V..... 1-3056
V..... 5001-8058
AB..... 6001-6891



GT16T2
H.....
7001-8092
K..... (P)
7001-8092



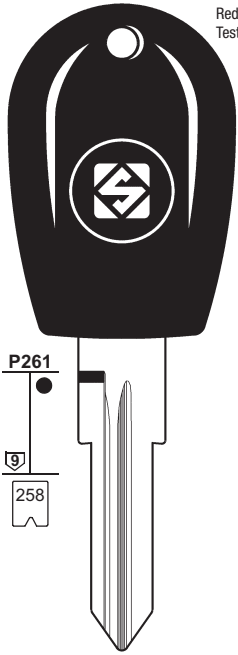
GT15RCP
W.....
0001-9640

GIOBERT

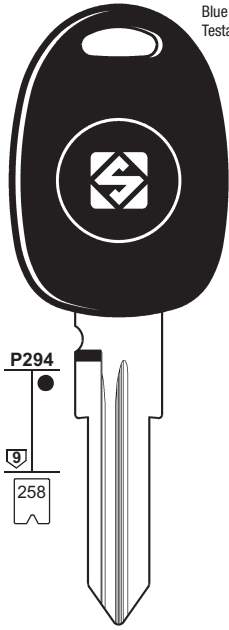
GIOBERT

PER:
FOR:

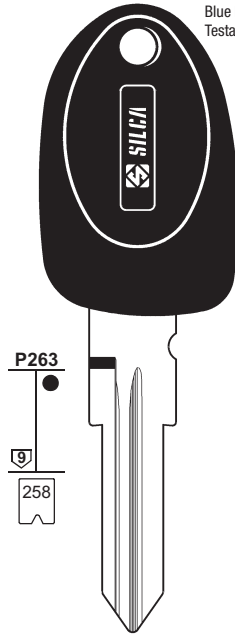
TRW SIPEA



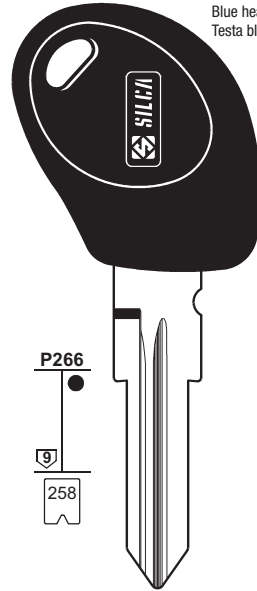
Red head
Testa rossa



Blue head
Testa blu



Blue head
Testa blu



Blue head
Testa blu


GT15RT2
 W....
 0001-9640

ALFA ROMEO
GIOBERT


GT15RCT5
 W....
 0001-9640

GIOBERT


GT15RAT5
 W....
 0001-9640


GT15RBT5
 W....
 0001-9640



51

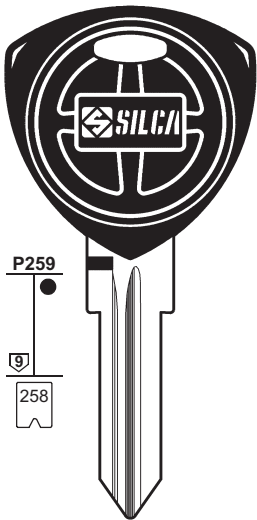
PER / FOR

TRW SIPEA (I)
GIOBERT
+  ZADI (59)

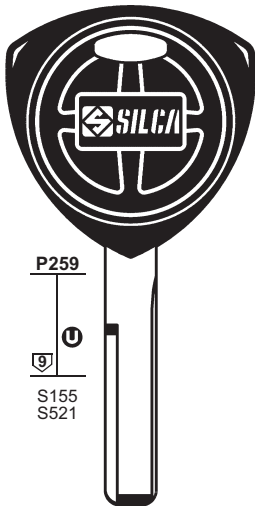
Vehicle Keys

PER:
FOR:

TRW SIPEA

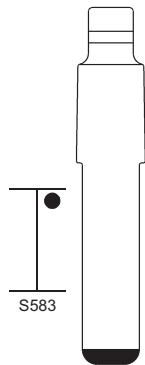


P259

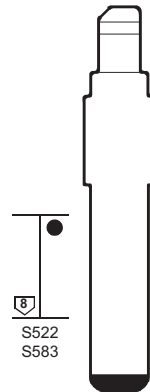


P259

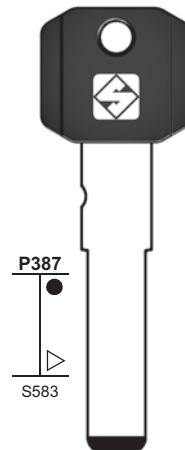
S155
S521



S583



S522
S583



P387

S583


GT18RT5
 W....
 0001-9640


SIP16T2

 (LA.....)
 1-17735


SIP18T
 DE.....
 1-11210


SIP29T
 DE.....
 1-11210


SIP22KP
 DE.....
 1-11210





52

PER / FOR

TRW SIPEA (I)

GIOBERT

+ GIOBERT (14)

+ ZADI (59)

VACHETTE (F)

VALEO

PER:
FOR:

TRW SIPEA



P422
S583
S522

SIP22LP
DE
1-11210

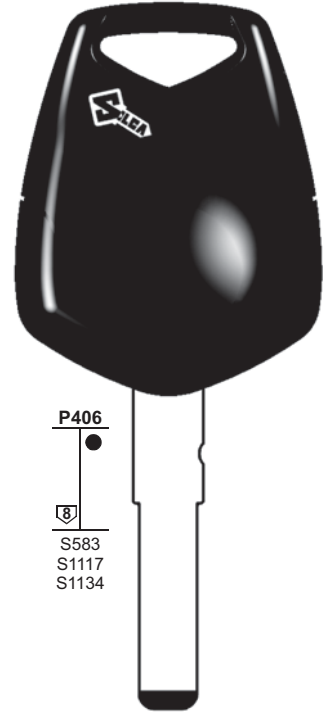
GIOBERT



P422
S583
S522

SIP22T5
DE
1-11210

GIOBERT



P406
S583
S1117
S1134

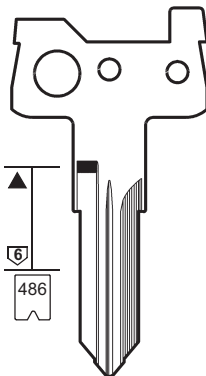
SIP22EHP
DE 1-11210
..... 0001-2000

GIOBERT

PER:
FOR:

VACHETTE

Blue and green head
Testa blu e verde



486

VAC102-I

... A/Z 0/9 1-4092
... A/Z 0/9 5001-9092
... A/Z 0/9 1-4092
... A/Z 0/9 5001-9092



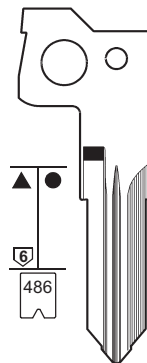
VALEO



486

VAC102-AI

... A/Z 0/9 1-4092
... A/Z 0/9 5001-9092
... A/Z 0/9 1-4092
... A/Z 0/9 5001-9092



486

VAC102-BI

... A/Z 0/9 1-4092
... A/Z 0/9 5001-9092
... A/Z 0/9 1-4092
... A/Z 0/9 5001-9092



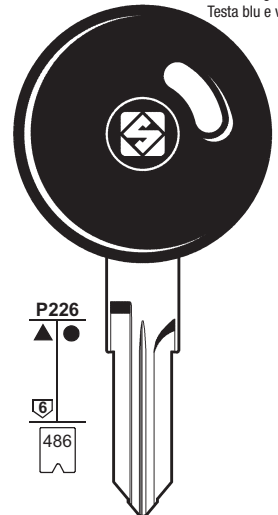
VALEO



486

VAC102-CI

... A/Z 0/9 1-4092
... A/Z 0/9 5001-9092
... A/Z 0/9 1-4092
... A/Z 0/9 5001-9092



P226
486

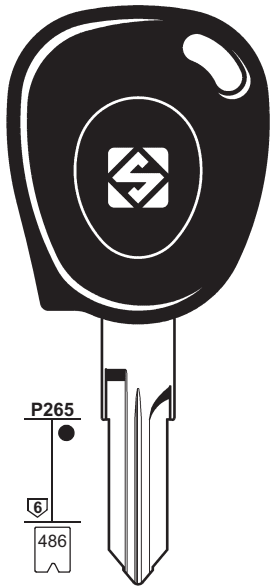
VAC102GP

... A/Z 0/9 1-4092
... A/Z 0/9 5001-9092
... A/Z 0/9 1-4092
... A/Z 0/9 5001-9092

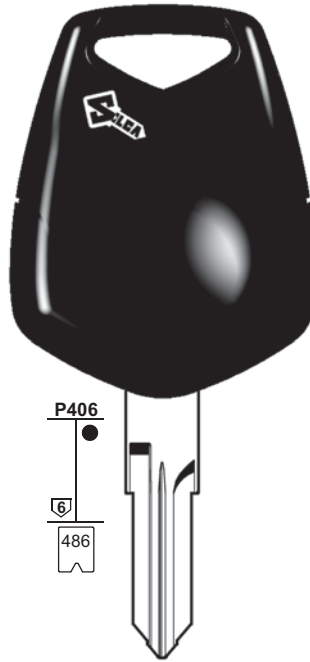
VALEO

PER:
FOR:

VACHETTE



P265
486



P406
486



VAC102T1
... A/Z 0/9 1-4092
... A/Z 0/9 5001-9092
... A/Z 0/9 1-4092
... A/Z 0/9 5001-9092



VAC102T32
... A/Z 0/9 1-4092
... A/Z 0/9 5001-9092
... A/Z 0/9 1-4092
... A/Z 0/9 5001-9092



VAC102EHP
... A/Z 0/9 1-4092
... A/Z 0/9 5001-9092
... A/Z 0/9 1-4092
... A/Z 0/9 5001-9092

VALEO



53

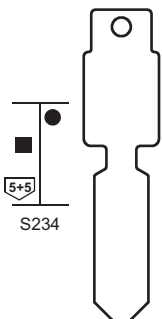
PER / FOR

VACHETTE (F)
VALEO

- VALEO (F)**
NEIMAN
- + FORD EU (9)
 - + HONDA (15)
 - + HUF (23)
 - + NEIMAN (35,36,37)
 - + NISSAN (38,39)
 - + TIBBE (46)
 - + VACHETTE (52,53)
 - + YMOS (57)

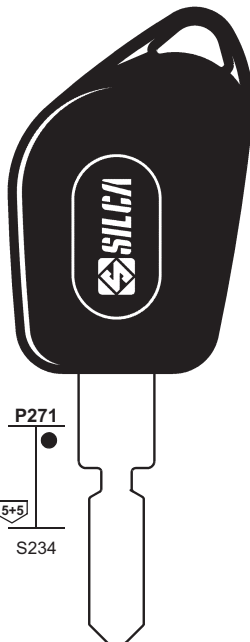
PER:
FOR:

VALEO



S234

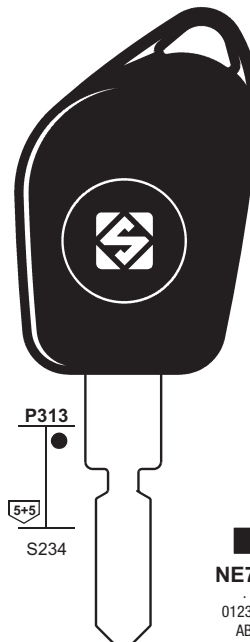
NE78T
.....
0123456789
ABCDEF



P271
S234

NE78P
.....
0123456789
ABCDEF

NEIMAN



P313
S234

NE78T29
.....
0123456789
ABCDEF

NE78T14
.....
0123456789
ABCDEF

NE78T5
.....
0123456789
ABCDEF

NEIMAN



54

PER / FOR

VALEO (F)

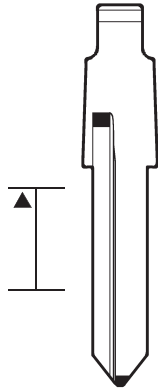
NEIMAN

VACHETTE

- + FORD EU (9)
- + HONDA (15)
- + HUF (23)
- + NEIMAN (35,36,37)
- + NISSAN (38,39)
- + TIBBE (46)
- + VACHETTE (52,53)
- + YMOS (57)

PER:
FOR:

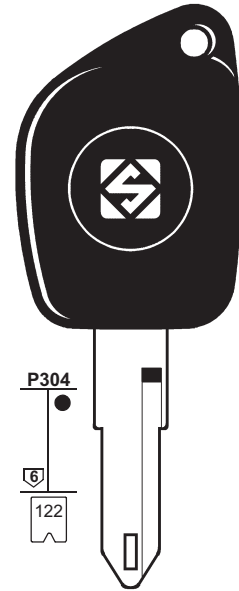
VALEO



VA5-I



VA3-I
.....
M-N-P-R-S



NE72AT29

NE72AT14

NE72AT5

- 0/90/9
- M.N.P.R.S
- 1/9 . AZ
- M.N.P.R.S
- 1/9 . AZ
- M.N.P.R.S
- 1/9 . AZ/AZ
- M.N.P.R.S
- 1/9 . AZ
- M.N.P.R.S
- 1/9 . AZ
- M.N.P.R.S
- 1/9 . AZ
- M.N.P.R.S



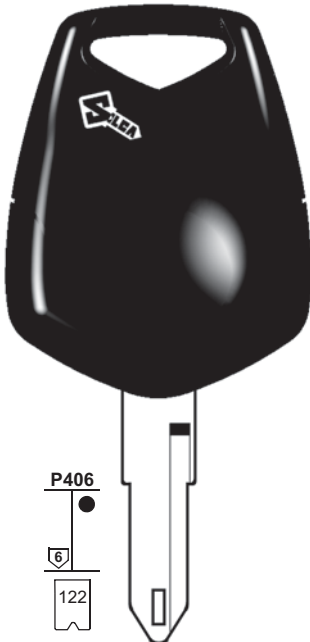
NEIMAN - VACHETTE



NEIMAN

PER:
FOR:

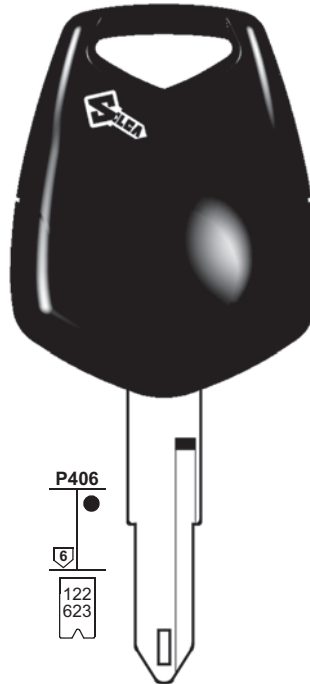
VALEO



NE72EHP

.....
M-N-P-R-S

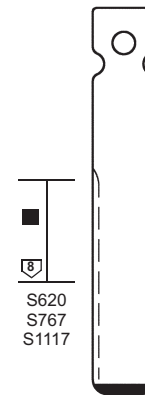
NEIMAN



NE73EHP

.....
M-N-P-R-S

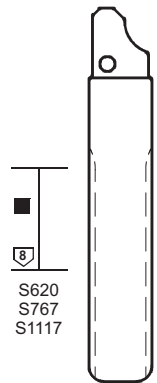
NEIMAN



HU83T

..... 1-2000

HUF




HU107T

..... 1-2000

HUF

PER:
FOR:

VALEO



P386



S620
S767
S1117

P386



S681
S823
S830

P406



S903
S860

P406



S903
S860



HU83T14
..... 1-2000



VA2T14
..... 1-2-3-4-0-5-6-7-8-H
..... A-B-C-D-E-F



VA2EH2
..... B1085-B9547
..... 12897-A9999



VA6EHP
..... B1085-B9547
..... 12897-A9999

HUF



55

PER / FOR

VALEO (F)

HUF

- + FORD EU (9)
- + HONDA (15)
- + HUF (23)
- + NEIMAN (35,36,37)
- + NISSAN (38,39)
- + TIBBE (46)
- + VACHETTE (52,53)
- + YMOS (57)

VOLGA (RUS)

WASO (RUS)

CEWE
TRELOCK

- + TRELOCK (50)

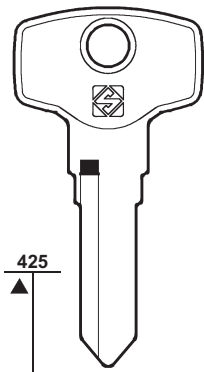
WILK (D)

PER:
FOR:

VOLGA


WASO

WILK



425

VOL3R

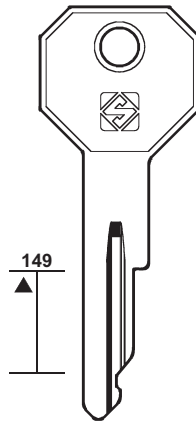


P268

176

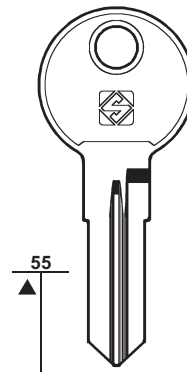
WAS3BP
Z 012345
B 012345
H 012345

WAS3RBP
Z 012345
B 012345
H 012345



149

WAS14R



55

WIK1

WIK1R



TRELOCK



CEWE





56

PER / FOR

WITTE (D)

+ FORD EU (9)

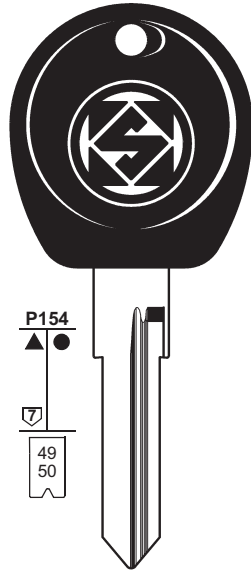
+ HUF (18-19-20-22)

YAMAHA (J)

+ ZADI (60)

PER:
FOR:

WITTE

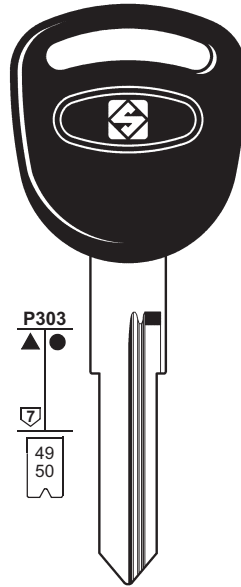


P154



WT7CP

HV 1-8154
HV 1001-9282

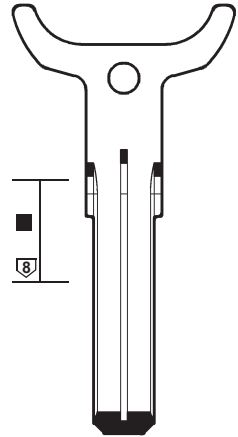


P303



WT7FP

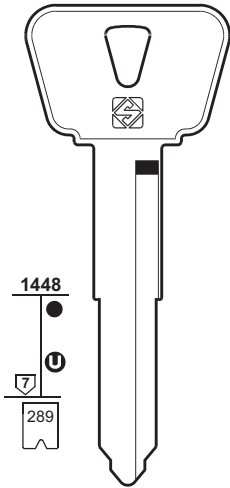
HV 1-8154
HV 1001-9282



WT47T

PER:
FOR:

YAMAHA



1448



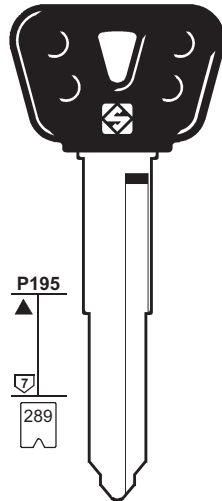
YH35

A 7001-8500
B 7001-8000
C 7001-8000



YH35R

A 7001-8500
B 7001-8000
C 7001-8000

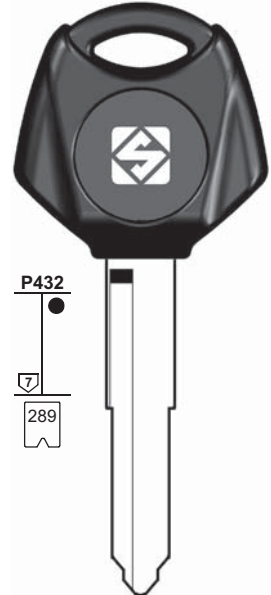


P195



YH35BP

A 7001-8500
B 7001-8000
C 7001-8000



P432



YH35RAT22

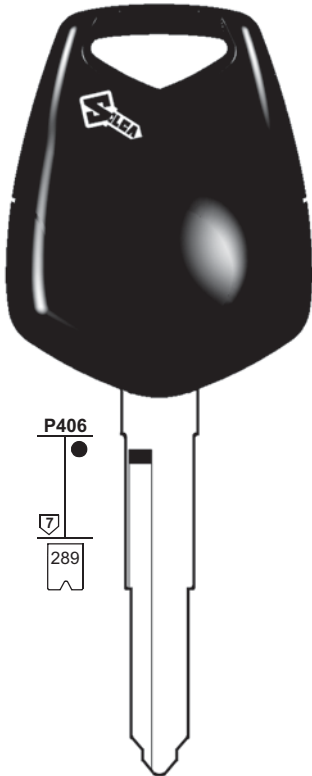
A 7001-8500
B 7001-8000
C 7001-8000



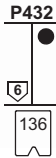
PER:
FOR:

YAMAHA

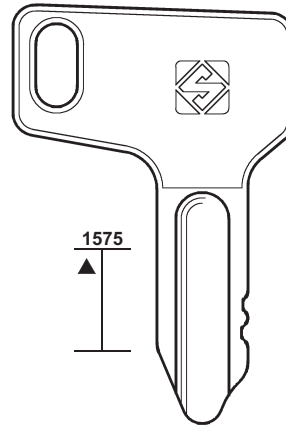
YANMAR



YH35REH2
A... 7001-8500
B... 7001-8000
C... 7001-8000



ZD24RAT22
... 8001-9554



YAR2



57

PER / FOR

YAMAHA (J)
ZADI
+ ZADI (60)

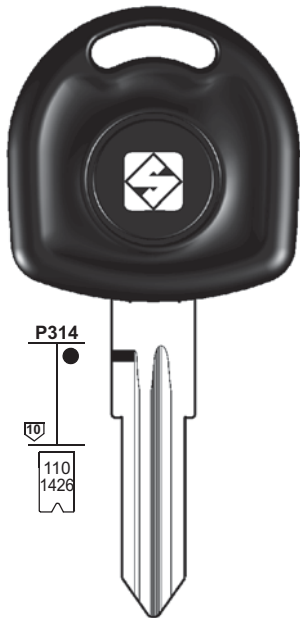
YANMAR (J)

YMOS (D)
VALEO
+ HUF (17-22)

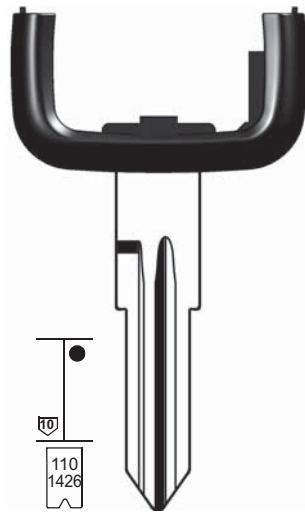
Vehicle Keys

PER:
FOR:

YMOS



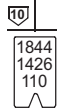
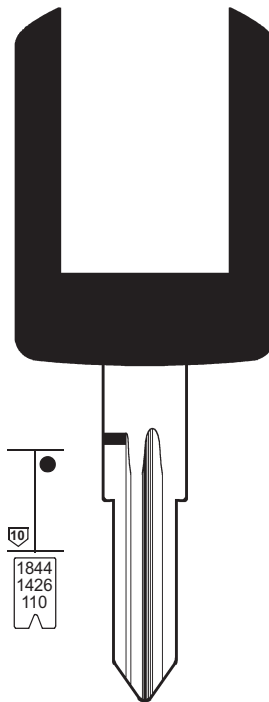
YM28T2
D... 1-5200
S... 1-5200
S... 5298-6300
... 1002-3997
... 4000-5874



YM28AT12
D... 1-5200
S... 1-5200
S... 5298-6300
... 1002-3997
... 4000-5874

YM28AT9
D... 1-5200
S... 1-5200
S... 5298-6300
... 1002-3997
... 4000-5874

VALEO



YM28BT9
D... 1-5200
... 1002-3997
... 4000-5874



58

PER / FOR

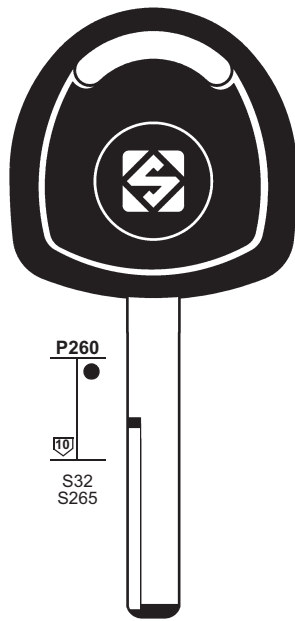
YMOS (D)
+ HUF (17,22)

YWS (TW)

ZADI (I)
CAGIVA

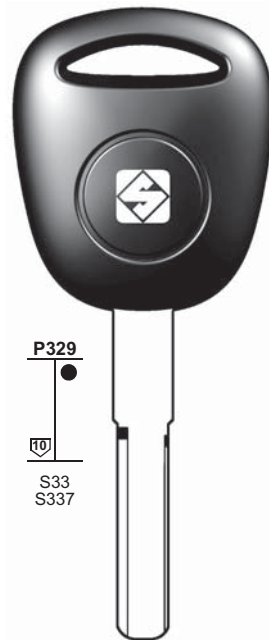
PER:
FOR:

YMOS



P260
S32
S265

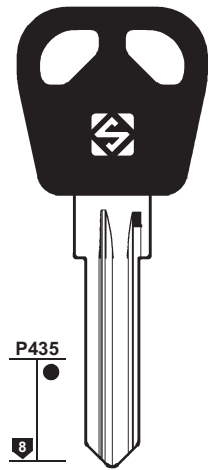
YM27T2
Y.....
WY.....
1-3000



P329
S33
S337

YM30T5
2S.....
0001-2675

YWS



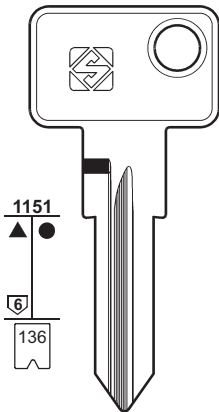
P435

YW1P



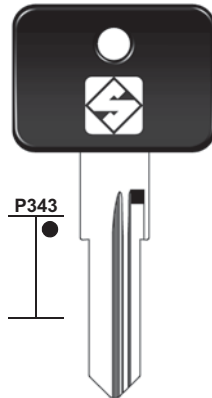
PER:
FOR:

ZADI



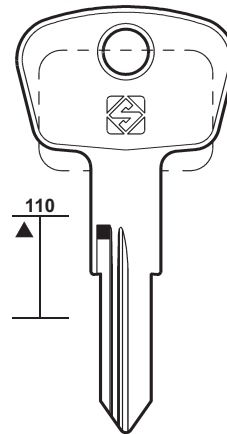
1151
136

ZD10
..... 2001-3554
..... 8001-9554



P343

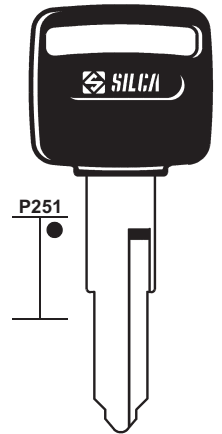
ZD18EP



110

ZD18

ZD18R



P251

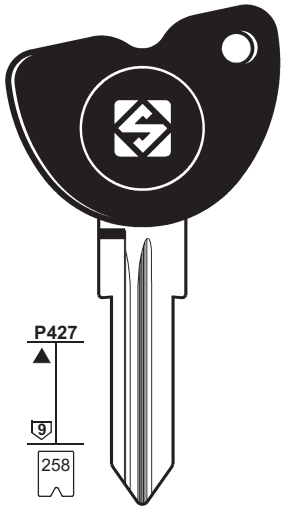
ZD21P



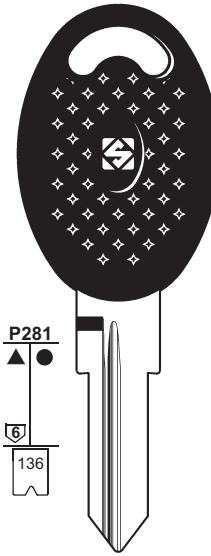
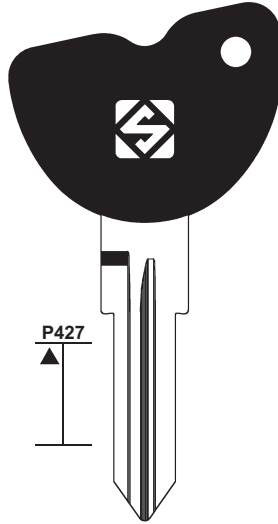
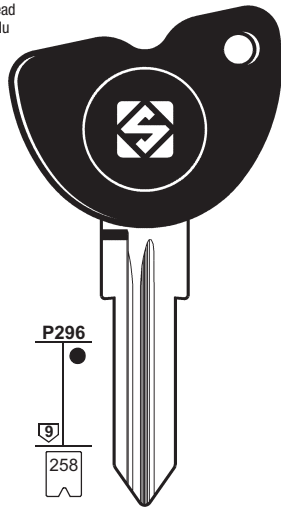
CAGIVA

PER:
FOR:

ZADI



Blue head
Testa blu



GT15RDP
W....
0001-9640

GT15RDT5
W....
0001-9640

GT20RDP

ZD22RBP
....
8001-9554



GIOBERT - TRW SIPEA



GIOBERT - TRW SIPEA



GIOBERT - TRW SIPEA

APRILIA



59

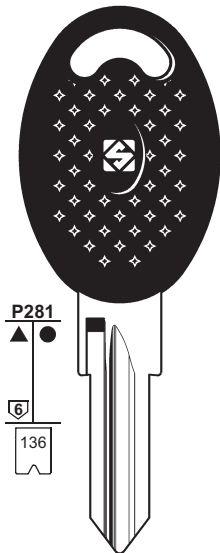
PER / FOR

ZADI (I)
GIOBERT
TRW SIPEA

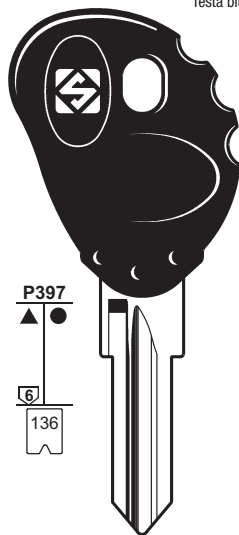
Vehicle Keys

PER:
FOR:

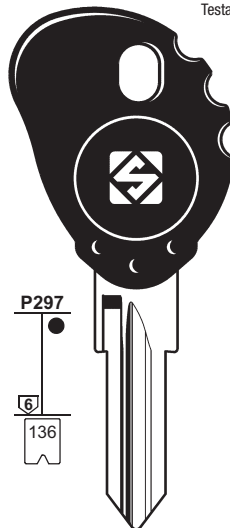
ZADI



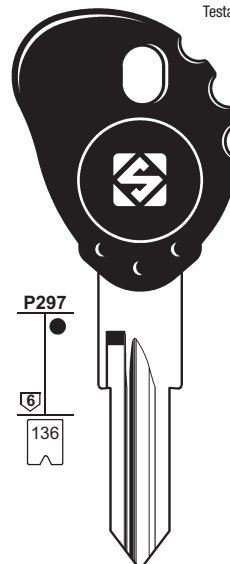
Blue head
Testa blu



Blue head
Testa blu



Blue head
Testa blu



ZD23RBP
....
8001-9554

ZD23RCP
....
8001-9554

ZD23RT5
....
8001-9554

ZD24RT14
....
8001-9554



APRILIA



APRILIA - MALAGUTI



APRILIA - MALAGUTI



ZD24RT5
....
8001-9554



60

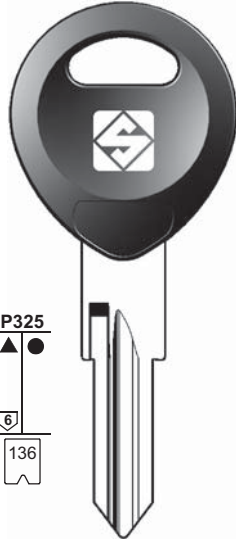
PER / FOR

ZADI (I)

ZIL (RUS)

PER:
FOR:

ZADI

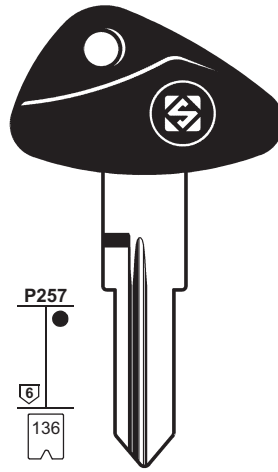


P325
▲ ●
6
136


ZD24RDP
.... 8001-9554



MBK - YAMAHA

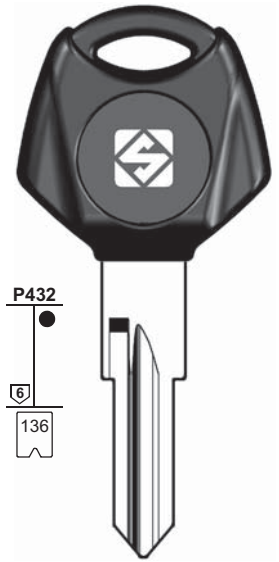


P257
●
6
136


ZD28RFP
.... 8001-9554



BMW



P432
●
6
136

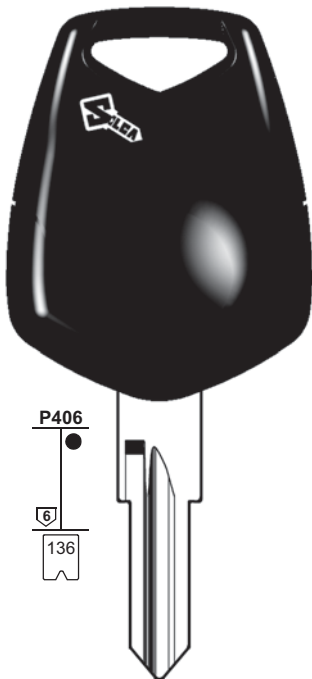
 
ZD24RAT22
.... 8001-9554



PER:
FOR:

ZADI

ZIL



P406
●
6
136

 
ZD24REH2
.... 8001-9554

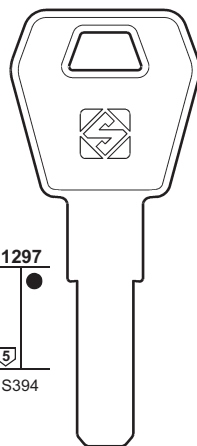


YAMAHA

 
ZD24REHP
.... 8001-9554



HONDA

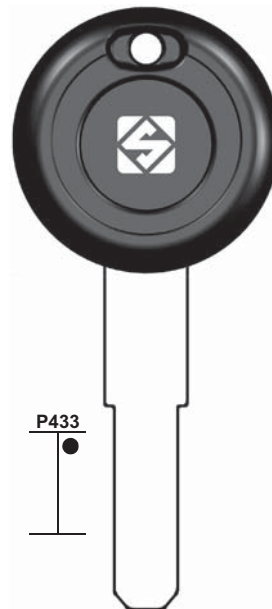


1297
●
5
S394


ZD25



BULLOCK - GIUSSANI

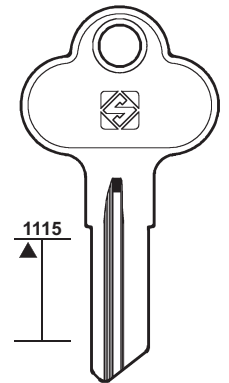


P433
●
I

 
ZD30T5



APRILIA - MOTO GUZZI



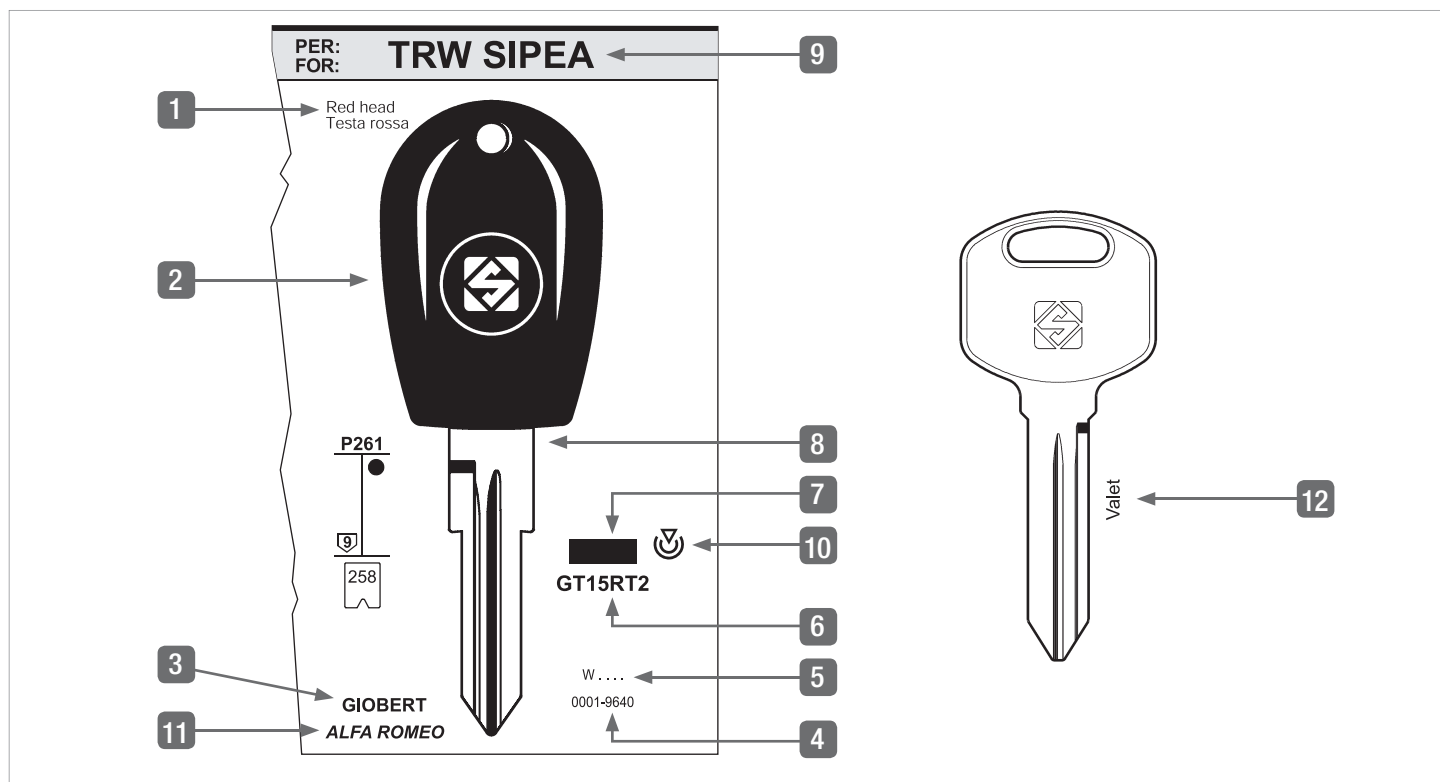
1115
▲
I


ZIL1R



Vehicle related keys
Chiavi veicoli - utilizzi vari
Fahrzeugschlüssel für verschiedene Verwendungen
Clés véhicules pour différentes utilisations
Llaves vehículos para diferentes utilizaciones
Chaves veículos para utilizações várias

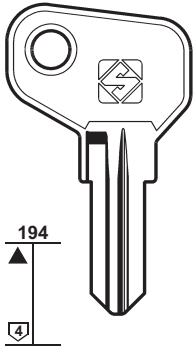
INDEX - TERMINOLOGIA - TERMINOLOGIE - TERMINOLOGIE - TERMINOLOGIA - TERMINOLOGIA



	GB	I	D	F	E	P
1	Head Colour	Colore testa	Kopf-Farbe	Couleur tête	Color cabeza	Cor da cabeça
2	Head	Testa	Kopf	Tête	Cabeza	Cabeça
3	Secondary Brands	Marche secondarie	Nebenmarke	Marques secondaires	Marcas secundarias	Marcas secundárias
4	Code	Serie	Serie	Code	Serie	Códigos
5	Original profile	Profilo originale	Originalprofil	Profil original	Perfil original	Perfil original
6	Silca Item	Articolo Silca	Silca-Artikel	Article Silca	Artículo Silca	Artigo Silca
7	Profile	Profilo	Profil	Profil	Perfil	Perfil
8	Blade (stem)	Canna	Schaft	Canne	Caña	Cana
9	Lock Brand	Marca serratura	Schloß-Marke	Marque serrure	Marca cerradura	Marca da fechadura
10	Transponder Type	Tipo Transponder	Transponder-Typ	Type de Transpondeur	Tipo de Transponder	Tipo de Transponder
11	Use	Uso	Verwendung	Utilisation	Utilización	Utilização
12	<p>Primary: primary key, opens all locks;</p> <p>Master: primary key, opens all locks;</p> <p>Valet: secondary key, for vehicle ignition and door opening only.</p>	<p>Primary: chiave primaria, apre tutte le serrature;</p> <p>Master: chiave primaria, apre tutte le serrature;</p> <p>Valet: chiave secondaria, solo per accensione auto e apertura portiera.</p>	<p>Primary: Primärschlüssel, öffnet alle Schlösser;</p> <p>Master: Primärschlüssel, öffnet alle Schlösser;</p> <p>Valet: Sekundärschlüssel nur zum Starten des Autos und Öffnen der Tür.</p>	<p>Primary: clé primaire ouvrant toutes les serrures;</p> <p>Master: clé primaire ouvrant toutes les serrures;</p> <p>Valet: clé secondaire pour allumage voiture et ouverture de la portière seulement.</p>	<p>Primary: llave primaria, abre todas las cerraduras;</p> <p>Master: llave primaria, abre todas las cerraduras;</p> <p>Valet: llave secundaria, sólo para encendido vehículo y abertura portezuela.</p>	<p>Primary: chave primária, abre todas as fechaduras;</p> <p>Master: chave primária, abre todas as fechaduras;</p> <p>Valet: chave secundária, só para ignição de veículo e por abrir a porta.</p>

PER:
FOR:

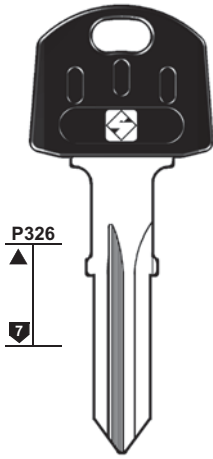
ABSA



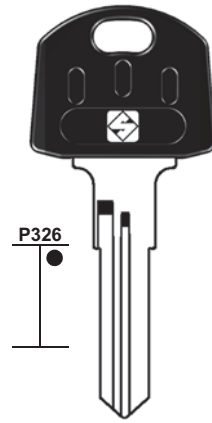
ABS2R



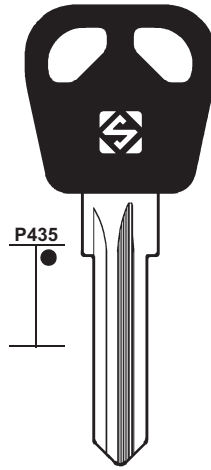
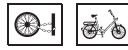
ABUS



AB57AP



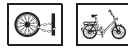
AB64RAP
U72



AB82RAP



AB65RAP
W71



63

PER / FOR

ABSA (E)

ABUS (D)
BUFFO

ADEMCO (USA)
YALE (69)

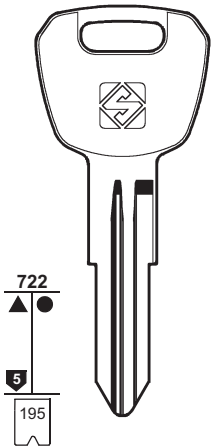
ALPHA (J)
LINCE
MONACOR
VISONIC

ASSA (S)

AXA (S)

PER:
FOR:

ALPHA



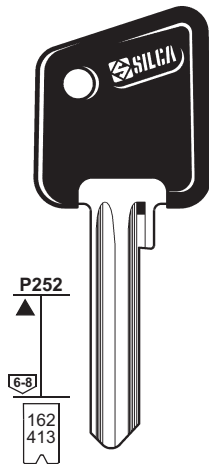
ALP9
S... 301-600

ALP9R
LINCE



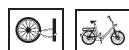
MONACOR - VISONIC

ASSA

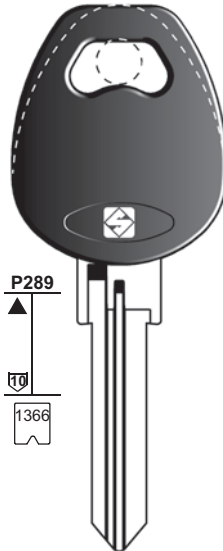


ASS96P
... 6000-6999
... 8000-8999
... 9000-9999
A... 9000-9999

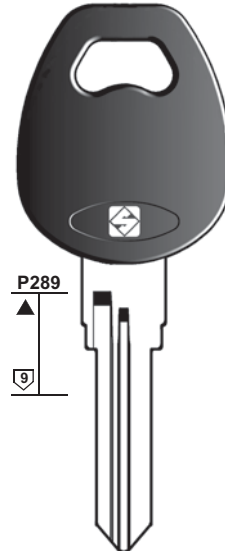
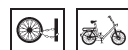
ASS96RP
... 7000-7999
A... 7000-7999



AXA

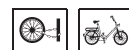


AX1P
45015-47459
1-2-3-4



AX1RP
35000-39999
1-2-3-4

AX4RP





64

PER / FOR

BASTA (DK)

BENDIX (USA)

YALE (69)

BLAU (D)

+ HUF (65)

BRIGGS & S. (USA)

BUFFO (GR)

ABUS (63)

BULLOCK (I)

ZADI (69)

BURG (D)

CATERPILLAR (USA)

CESSNA (USA)

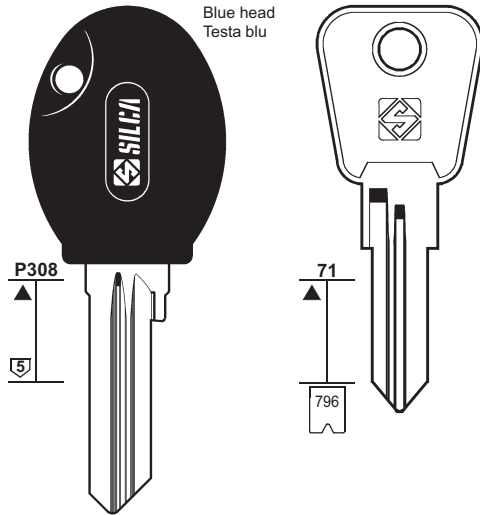
PK

CEWE (S)

WASO (68)

PER:
FOR:

BASTA



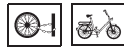
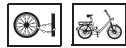
Blue head
Testa blu

P308
5

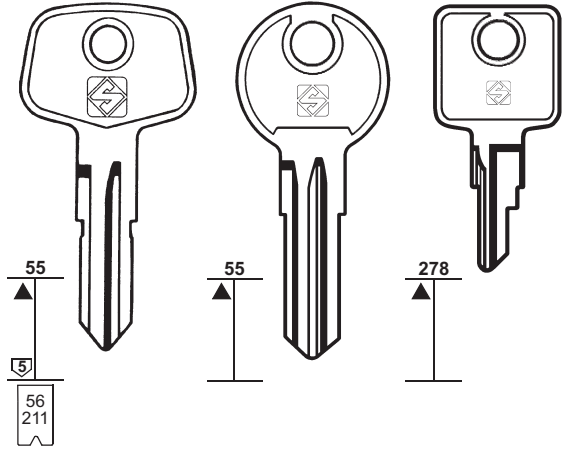
71
796

BAS3RP

BAS5R
C... 1-1000



BLAU



55
56
211

55

278

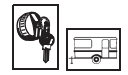

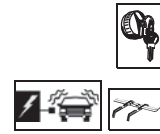
BT2
... 501-598
... 701-799
... 626-675
A... 701-798
... 061-160
... 606-610
... 124-197
A... 101-125

BT2R
B... 201-225

BT5R

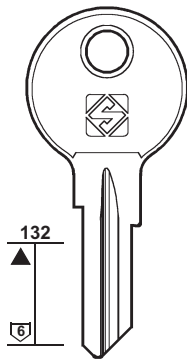
HM1R
... 751-762

HM1
... 778-789



PER:
FOR:

BRIGGS & S.

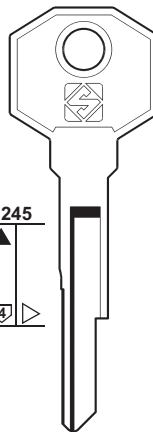


132
6

CY12R
A



BURG

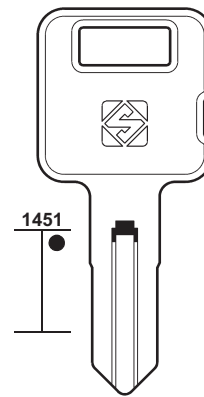


245
4

BUR19



CATERPILLAR

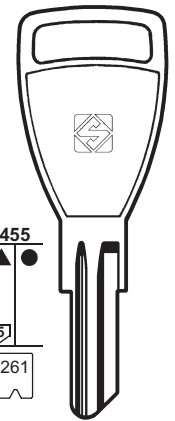


1451

CTR1R



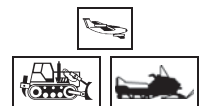
CESSNA

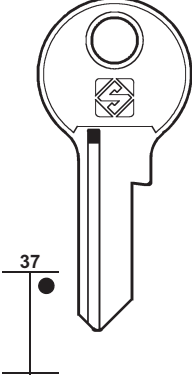
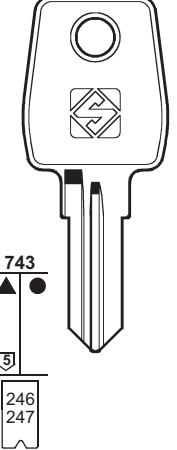
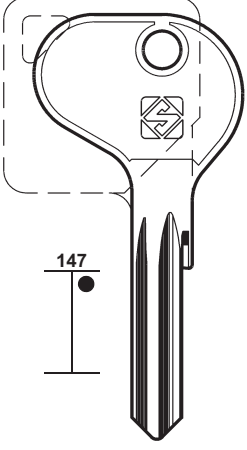
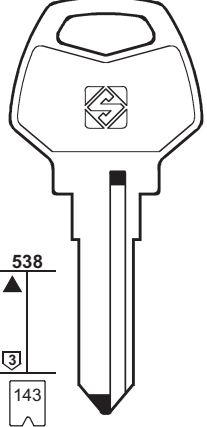










455
5
261

CN1
PK ...
500-999










PK



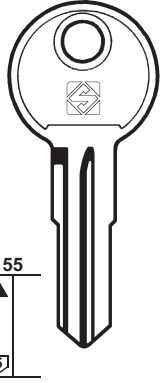
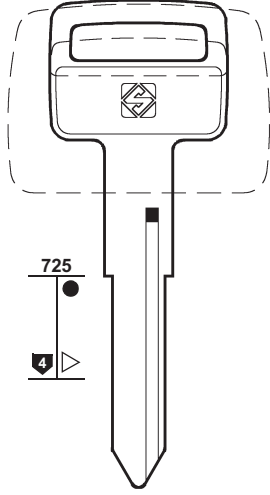

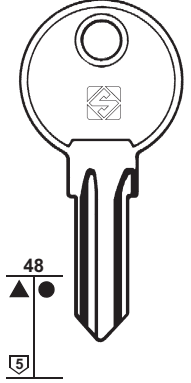








PER: FOR:	CHICAGO	EURO LOCKS	FTH	HARLEY D.
	 37	 743 246 247	 147	 538 143 ... 43-118
	 CH10	 LF23R 93... 401-900 ... 1001-1100 ... 9001-9500 EL... 9001-9500 EL... 1-500	 FH24R	 HY5 HY5R HY6 HY7 HY7R
		 LOWE & FLETCHER	 FEDERAL	



65

PER / FOR
CHICAGO (USA) +  YALE (69)
DUBOIS (F)  LAS (65)
EURO LOCKS (B) LOWE & FLETCHER
FEDERAL (F)  FTH (65)
FORT (USA)  YALE (69)
FTH (F) FEDERAL
GHE (D)  LAPORTE (65)
GIUSSANI (I)  ZADI (69)
HARLEY D. (USA)
HUF (D) BLAU NEIMAN
ILLINOIS (USA)  YALE (69)
KOMATSU (J)
KIFERM (F)  LAS (65)
LAPORTE (D) GHE PRESTA
LAS (F) DUBOIS KIFERM PK
LINCE (E)  ALPHA (63)

Vehicle Related Keys

PER: FOR:	HUF	KOMATSU	LAPORTE	LAS
	 55 56 211 298	 725 4	 87 239	 48 18 2769
	 VO12 ... 1-200 ... 124-197 ... 501-598 ... 626-675 ... 701-799 ... 0G1-1G0 ... G06-G10 A... 101-125 A... 701-798 G... 1-100 N... 1-200 N... M 1-200	 KOM1	 LAP1 ... 1001-1052 ... 7200-7399	 LS1 R... 1-224
	 BLAU - NEIMAN		 GHE - PRESTA	 DUBOIS - KIFERM - PK



66

PER / FOR

LOWE & F. (GB)

+ EURO LOCKS (65)

LUMA (E)

MAHINDRA (IND)

MERIT (D)

MERONI (I)

MONACOR (PRC/CN)

ALPHA (63)

NEIMAN (D) (F)

+ HUF (65)

PK (F)

CESSNA (64)

LAS (65)

POS (D)

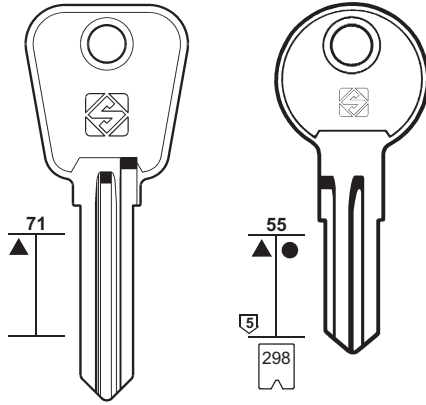
SISPA (67)

PRESTA (D)

LAPORTE (65)

PER:
FOR:

LOWE & FLETCHER



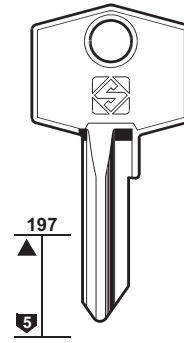
LF44

LF12

89...1-200
...1-200



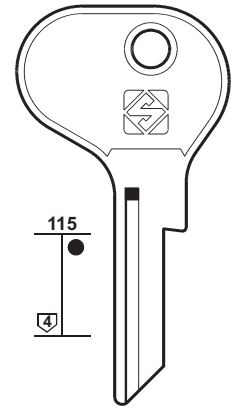
LUMA



LM2



MAHINDRA

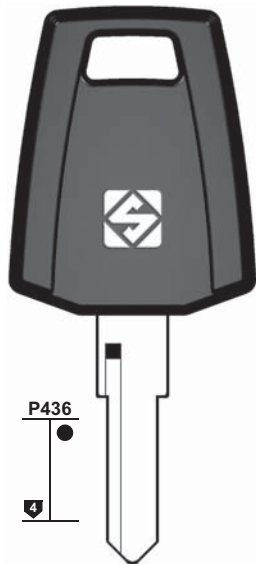


MHN1



PER:
FOR:

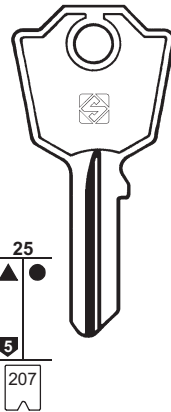
MERIT



MRT2RAP



MERONI

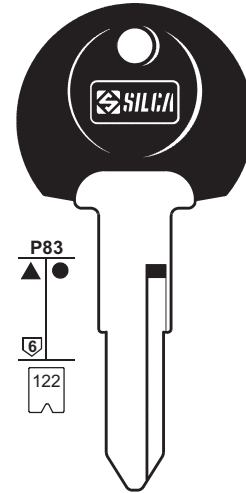


MER4

G...3001-3480
G...0-480
...3001-3480

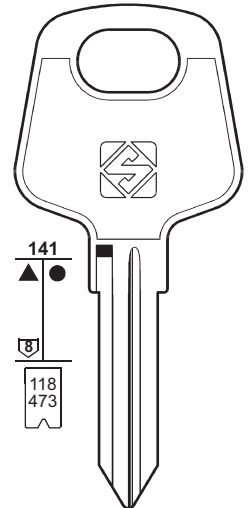


NEIMAN




NE76AP

...0/9...0/90/9
M-N-P-R-S



NE19

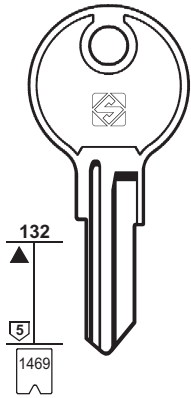
...2001-4949
GM...2001-3000



Vehicle Related Keys

PER:
FOR:

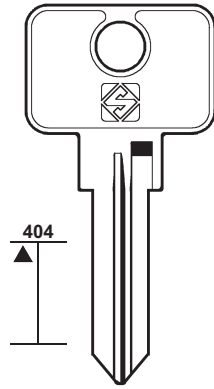
RONIS



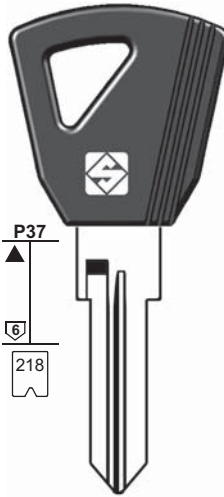
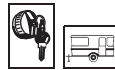
RO49
CH... 101-751
GZ... 101-751



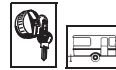
SISPA



SSA4



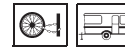
SSA4RAP
... 1-200



POS



SSA6RP



67

PER / FOR

RONIS (F)

SISPA (I)
POS

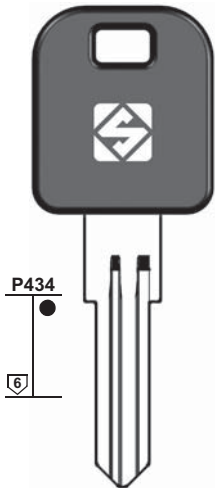
STAHLEX (D)

TOK (D)
WASO (68)

TRELOCK (D)
+ WASO (68)

PER:
FOR:

STAHLEX



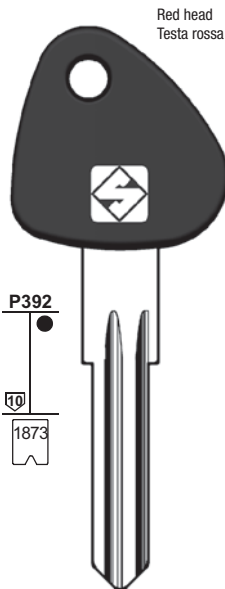
STH1P



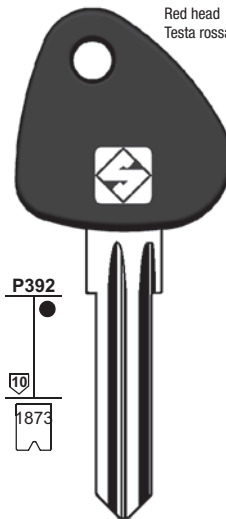
STH1RP



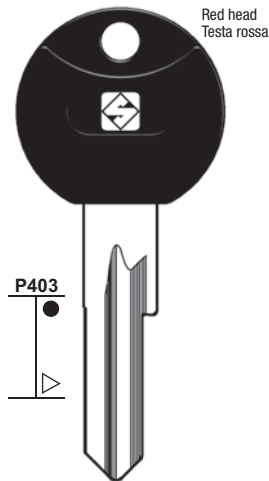
TRELOCK



TRK5P
R6
40000-46941



TRK1P
R6
0-1-2



TRK2RAP





68

PER / FOR

TRELOCK (D)

WASO

+ WASO (68)

VISONIC (PRC/CN)

ALPHA (63)

WASO (D)

CEWE

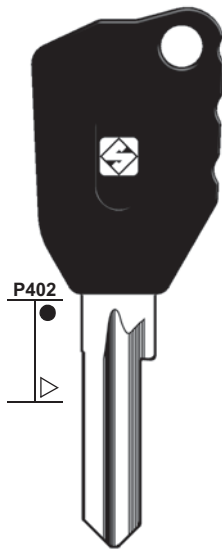
TRELOCK

+ TRELOCK (68)

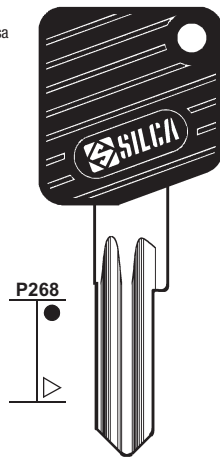
WILK (D)

PER:
FOR:

TRELOCK



Red head
Testa rossa



Red head
Testa rossa



TRK3RBP



TRK4CP



WASO

WASO

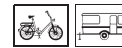


178
5
176



WAS2

L
0-1-2-3-4-5



TOK




178
5
176



WAS3


Z 012345
B 012345
H 012345



TOK

PER:
FOR:

WASO



P268
5
176



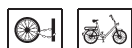
WAS3BP

Z 012345
B 012345
H 012345

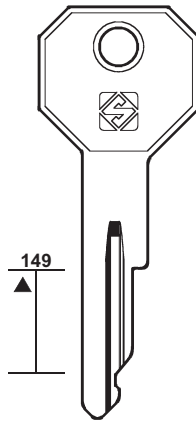


WAS3RBP

Z 012345
B 012345
H 012345



TRELOCK



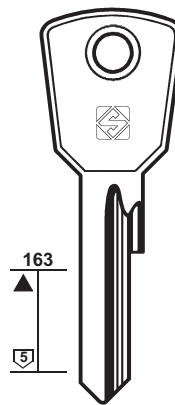
149



WAS14R



CEWE



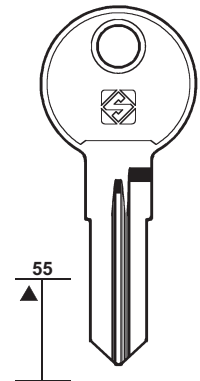
163
5



WAS4



WILK



55



WIK1




WIK1R



Vehicle Related Keys

PER:
FOR:

YALE



132
5
138
535
561
1069
1335



YA4

KC ... 251-500
T ... 501-750
VB ... 501-750



YA4R

CH ... 251-750

HK ... 001-202
... V 0001-0300
C ... 001-250
... 010-225



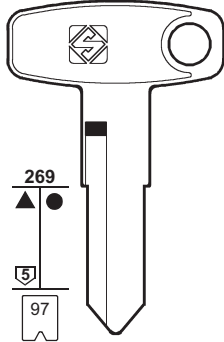
YA18

... 600-650
... 500-550
... 1250-1499
FL ... 201-240
CG ... 1-54
CR ... 1-35
GR ... 001-200
LC ... 1-100
LL ... 226-450
HMV ... 1-26
UM ... 226-425



**ADEMCO - BENDIX - CHICAGO
FORT - ILLINOIS**

YAMAHA



269
5
97

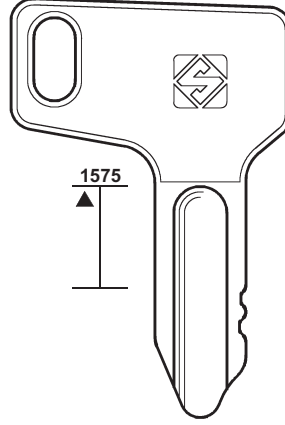


YH21R

... 3101-3150
... 3351-3400
... 4301-4350
... 451-470



YANMAR



1575



YAR2



69

PER / FOR

YALE (USA)

ADEMCO
BENDIX
CHICAGO
FORT
ILLINOIS

YAMAHA (J)

YANMAR (J)

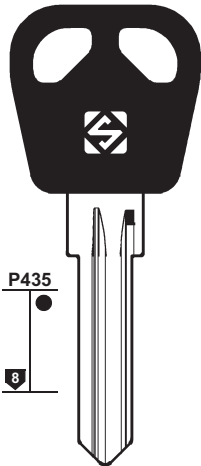
YWS (TW)

ZADI (I)

BULLOCK
GIUSSANI

PER:
FOR:

YWS



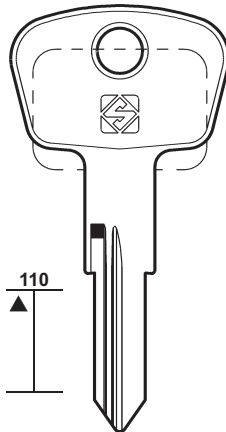
P435
8



YW1P



ZADI



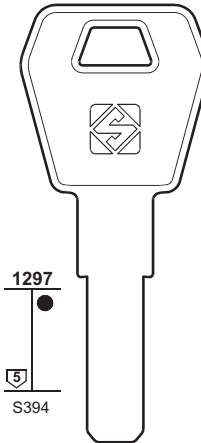
110



ZD18



ZD18R



1297
5
S394



ZD25

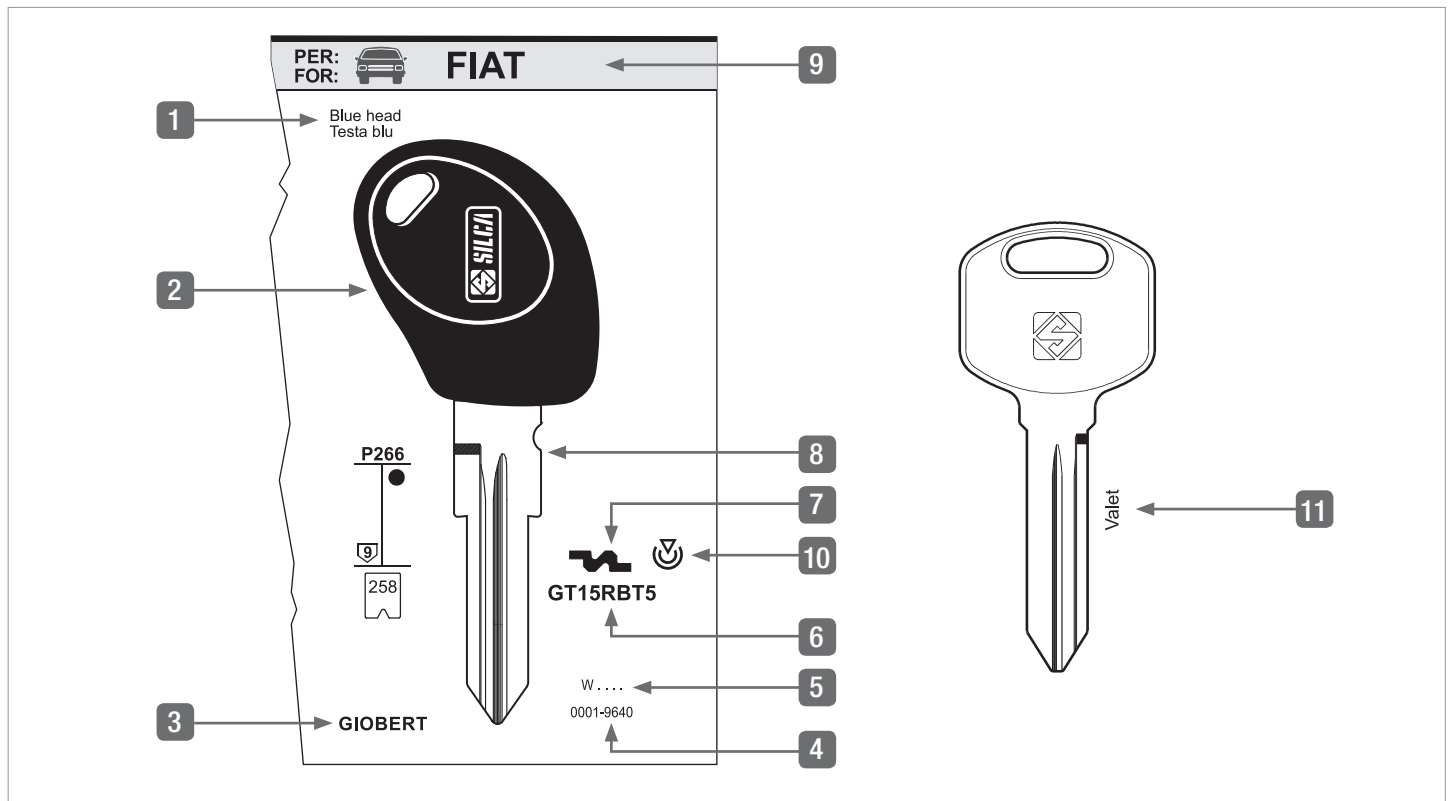


BULLOCK - GIUSSANI



Car keys guide
Guida chiavi auto
Führer für Autoschlüssel
Guide clés pour voitures
Guía llaves para coches
Guia chaves para carros

INDEX - TERMINOLOGIA - TERMINOLOGIE - TERMINOLOGIE - TERMINOLOGIA - TERMINOLOGIA



	GB	I	D	F	E	P
1	Head Colour	Colore testa	Kopf-Farbe	Couleur tête	Color cabeza	Cor da cabeça
2	Head	Testa	Kopf	Tête	Cabeza	Cabeça
3	Lock Brand	Marca serratura	Schloß-Marke	Marque serrure	Marca cerradura	Marca da fechadura
4	Code	Serie	Serie	Code	Serie	Códigos
5	Original profile	Profilo originale	Originalprofil	Profil original	Perfil original	Perfil original
6	Silca Item	Articolo Silca	Silca-Artikel	Article Silca	Artículo Silca	Artigo Silca
7	Profile	Profilo	Profil	Profil	Perfil	Perfil
8	Blade (stem)	Canna	Schaft	Canne	Caña	Cana
9	Vehicle Brand	Marca veicolo	Fahrzeuge-Marke	Marque véhicule	Marca vehículo	Marca do veículo
10	Transponder Type	Tipo Transponder	Transponder-Typ	Type de Transpondeur	Tipo de Transponder	Tipo de Transponder
11	<p>Primary: primary key, opens all locks;</p> <p>Master: primary key, opens all locks;</p> <p>Valet: secondary key, for vehicle ignition and door opening only.</p>	<p>Primary: chiave primaria, apre tutte le serrature;</p> <p>Master: chiave primaria, apre tutte le serrature;</p> <p>Valet: chiave secondaria, solo per accensione auto e apertura portiera.</p>	<p>Primary: Primärschlüssel, öffnet alle Schlösser;</p> <p>Master: Primärschlüssel, öffnet alle Schlösser;</p> <p>Valet: Sekundärschlüssel nur zum Starten des Autos und Öffnen der Tür.</p>	<p>Primary: clé primaire ouvrant toutes les serrures;</p> <p>Master: clé primaire ouvrant toutes les serrures;</p> <p>Valet: clé secondaire pour allumage voiture et ouverture de la portière seulement.</p>	<p>Primary: llave primaria, abre todas las cerraduras;</p> <p>Master: llave primaria, abre todas las cerraduras;</p> <p>Valet: llave secundaria, sólo para encendido vehículo y abertura portezuela.</p>	<p>Primary: chave primária, abre todas as fechaduras;</p> <p>Master: chave primária, abre todas as fechaduras;</p> <p>Valet: chave secundária, só para ignição de veículo e por abrir a porta.</p>

SILCA ELECTRONIC KEYS - CHIAVI ELETTRONICHE SILCA - SILCA ELEKTRONISCHE SCHLÜSSEL - CLÉS ELECTRONIQUES SILCA - LLAVES ELECTRÓNICAS SILCA - CHAVES ELECTRÓNICAS SILCA

EH1 IMPORTANT NOTE - NOTA IMPORTANTE - WICHTIG - REMARQUE IMPORTANT - NOTA IMPORTANTE - NOTA IMPORTANTE

The heads of EH1 electronic keys can only be used to make copies of Texas® fixed codes (Ref. 4C).
 Le teste delle chiavi elettroniche di tipo EH1 possono essere utilizzate solamente per effettuare le copie di codici fissi Texas® (Ref. 4C).
 Die Köpfe von elektronischen Schlüsseln Typ EH1 können nur für das Kopieren von fixen Codes Texas® benutzt werden (Ref. 4C).
 Vous ne pourrez utiliser les têtes des clés électroniques du type EH1 que pour copier les codes fixes Texas® (Réf. 4C).
 Vous utiliserez les têtes de clés électroniques du type EH1 pour copier des codes Texas® du type fixe et du type Crypto (Réf. 4C et 4D).
 Las cabezas de las llaves electrónicas de tipo EH1 pueden utilizarse sólo para efectuar las copias de códigos fijos Texas® (Ref. 4C).
 As cabeças das chaves electrónicas do tipo EH1 só podem ser utilizadas para efectuar as cópias de códigos fixos Texas® (Ref. 4C).



DH4REH1	F021EH1	HYN6EH1	HYN12EH1	P01REH1	TOY40EH1	TOY46REH1
DH5REH1	F026EH1	HYN7REH1	MIT8EH1	SZ11REH1	TOY41REH1	TOY47EH1
F019EH1	F038REH1	HYN10EH1	MIT11REH1	SZ12EH1	TOY43EH1	TOY48EH1

EH2 IMPORTANT NOTE - NOTA IMPORTANTE - WICHTIG - REMARQUE IMPORTANT - NOTA IMPORTANTE - NOTA IMPORTANTE

The heads of EH2 electronic keys are used to make copies of Texas® fixed and crypto codes (Ref. 4C and 4D).
 Le teste delle chiavi elettroniche di tipo EH2 sono utilizzate per effettuare le copie di codici Texas® di tipo fisso e di tipo Crypto (Ref. 4C e 4D).
 Die Köpfe von elektronischen Schlüsseln Typ EH2 werden für das Kopieren von fixen Codes Texas® und Cryptocodes benutzt (Ref. 4C und 4D).
 Vous utiliserez les têtes de clés électroniques du type EH2 pour copier des codes Texas® du type fixe et du type Crypto (Réf. 4C et 4D).
 Las cabezas de las llaves electrónicas de tipo EH2 se utilizan para efectuar las copias de códigos Texas® de tipo fijo y de tipo Crypto (Ref. 4C y 4D).
 As cabeças das chaves electrónicas do tipo EH2 são utilizadas para efectuar as cópias de códigos Texas® do tipo fixo e do tipo Crypto (Ref. 4C e 4D).



CY24EH2	F019EH2	HYN6EH2	MAZ24REH2	P01REH2	SZ18REH2	VA2EH2
DAT17EH2	F021EH2	HYN7REH2	MIT8EH2	SSY3EH2	TOY40EH2	YH35REH2
DH4REH2	F026EH2	HYN10EH2	MIT11REH2	SZ11EH2	TOY41REH2	ZD24REH2
DH5REH2	F038REH2	HYN12EH2	NE73EH2	SZ11REH2	TOY43EH2	
DWO4REH2	HU71EH2	KIA3REH2	NSN11EH2	SZ12EH2	TOY46REH2	
DWO5EH2	HU87REH2	KIA6REH2	NSN14EH2	SZ17REH2	TOY47EH2	
F010EH2	HU101EH2	KW16EH2	NSN19EH2	SZ18EH2	TOY48EH2	

EHP IMPORTANT NOTE - NOTA IMPORTANTE - WICHTIG - REMARQUE IMPORTANT - NOTA IMPORTANTE - NOTA IMPORTANTE

The heads of EHP electronic keys are used to make copies of the Philips® crypto code transponder type (ID46).
 Le teste delle chiavi elettroniche di tipo EHP sono utilizzate per effettuare le copie di codici di tipo Philips® crypto (ID46).
 Die Köpfe von elektronischen Schlüsseln Typ EHP können für das Kopieren von Cryptocodes Philips® benutzt werden (ID46).
 Vous utiliserez les têtes de clés électroniques du type EHP pour copier des codes Philips® du type Crypto (ID46).
 Las cabezas de las llaves electrónicas de tipo EHP se utilizan para efectuar las copias de códigos Philips® de tipo Crypto (ID46).
 As cabeças das chaves electrónicas do tipo EHP são utilizadas para efectuar as cópias de códigos Philips® do tipo Crypto (ID46).



CY24EHP	HON66EHP	HU83EHP	HYN7REHP	KIA3REHP	NSN14EHP	VA6EHP
DWO5EHP	HON70EHP	HU100EHP	HYN10EHP	MIT8EHP	SIP22EHP	VAC102EHP
GM45EHP	HU43EHP	HU101EHP	HYN14EHP	MIT11REHP	SX9EHP	ZD24REHP
GT10EHP	HU56REHP	HU133REHP	HYN14REHP	NE72EHP	SZ11REHP	
HON58REHP	HU66EHP	HYN6EHP	HYN15EHP	NE73EHP	TOY40EHP	

ATTENTION - ATTENZIONE - ACHTUNG - ATTENTION - ATENCION - ATENÇÃO

YES - SI - JA - OUI - SI - SIM



NO - NO - NEIN - NON - NO - NÃO



Texas®, Philips® are registered trade marks exclusive property of authorized manufacturers of locks and users. Said trade marks or trade names are nominated only for the purposes of information so that any lock for which our keys are made can be rapidly identified.

Texas®, Philips® sono marchi registrati proprietà esclusiva dei fabbricanti di serrature e degli utilizzatori autorizzati. Questi marchi o denominazioni commerciali sono indicati a titolo di semplice informazione, con lo scopo di riconoscere velocemente a quali serrature le nostre chiavi sono destinate.




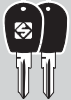



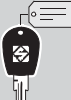




Texas®, Philips® sind registrierte Handelsmarken und ausschließliches Eigentum der Schlosshersteller und zugelassenen Fachhändler. Gemäß den derzeit geltenden Normen bezüglich des Industrieigentums teilen wir Ihnen mit, dass die in der vorliegenden Broschüre angeführten Markennamen oder Handelsmarken ausschließliches Eigentum der Schlosshersteller und zugelassenen Fachhändler sind. Diese Markenbezeichnungen oder Handelsmarken sind nur zur Information angeführt, mit dem Zweck, schnell erkennen zu können, zu welchem Schloss unsere Schlüssel gehören.

Texas®, Philips® sont marques déposées et appartiennent exclusivement aux fabricants de serrures et aux utilisateurs autorisés. Ces marques ou appellations commerciales sont indiquées à titre d'information pure et simple pour vous permettre de déterminer rapidement les serrures auxquelles nos clés sont destinées.

Texas®, Philips® são marcas registradas de propriedade exclusiva dos fabricantes de fechaduras e dos utilizadores autorizados. Dichas marcas ou denominações comerciais se citam por simple informação, al objeto de hacer comprender sin dificultad a qué cerraduras van destinadas nuestras llaves.

Texas®, Philips® são marcas registradas propriedade exclusiva dos fabricantes de fechaduras e dos utilizadores autorizados. Estas marcas ou denominações comerciais são indicadas só a nível de informação, a fim de reconhecer rapidamente a quais fechaduras se destinam as nossas chaves.

VEHICLES GUIDE LEGEND - LEGENDA GUIDA VEICOLI - AUTOSCHLÜSSEL ERLÄUTERUNG - LÉGENDE GUIDE VÉHICULES - LEYENDA GUÍA PARA VEHÍCULOS - LEGENDA GUIA PARA VEÍCULOS

	<p>Make and model Marca e modello Marke und Modell Marque et modèle Marca y modelo Marca e modelo</p>	<p>ID</p>  <p>FAST COPY RW4</p>	<p>Identification of transponder type by FAST COPY / RW4 (2) (4) Identificazione tipo di transponder tramite FAST COPY / RW4 (2) (4) Identifizierung des Transpondertyps mit Hilfe der FAST COPY / RW4 (2) (4) Identification du type de transpondeur par FAST COPY / RW4 (2) (4) Identificación tipo de transponder por medio de FAST COPY / RW4 (2) (4) Identificação do tipo de transponder por meio de FAST COPY / RW4 (2) (4)</p>
<p>FROM 1995</p> 	<p>In production from... Fabbricata dal... Hergestellt seit... Fabriqué à partir du... Fabricada desde... Fabricada desde...</p>	<p>COPY</p>  <p>FAST COPY RW4</p>	<p>Copy of key by FAST COPY / RW4 The symbols show: - Y: can be copied with FAST COPY / RW4; - P-BOX: can be copied with FAST COPY + P-BOX / RW4 + P-BOX; - RD: You must first identify the key to know if it can be copied or not.</p> <p>Copia della chiave tramite FAST COPY / RW4 I simboli identificano: - Y: Copiabile con FAST COPY / RW4; - P-BOX: Copiabile con FAST COPY + P-BOX / RW4 + P-BOX; - RD: Indica che è necessario leggere la chiave per sapere se questa è duplicabile o no.</p> <p>Kopie des Schlüssels mit FAST COPY / RW4 Die Symbole zeigen an: - Y: kopierbar mit FAST COPY / RW4; - P-BOX: kopierbar mit FAST COPY + P-BOX / RW4 + P-BOX; - RD: zeigt an, dass der Schlüssel gelesen werden muss, um festzustellen, ob er kopierbar ist oder nicht.</p> <p>Copie de la clé par FAST COPY / RW4 Les symboles indiquent: - Y: copiable avec FAST COPY / RW4; - P-BOX: copiable avec FAST COPY + P-BOX / RW4 + P-BOX; - RD: Indique qu'il faut lire la clé pour savoir si elle est reproductible ou pas.</p> <p>Copia de la llave por medio de FAST COPY / RW4 Los símbolos identifican: - Y: copiable con FAST COPY / RW4; - P-BOX: copiable con FAST COPY + P-BOX / RW4 + P-BOX; - RD: Indica que es necesario leer la llave para saber si ésta es o no es duplicable.</p> <p>Cópia da chave por meio de FAST COPY / RW4 Os símbolos identificam: - Y: Pode ser copiada com FAST COPY / RW4; - P-BOX: Pode ser copiada com FAST COPY + P-BOX / RW4 + P-BOX; - RD: Indica que é necessário ler a chave para saber se ela pode ou não ser duplicada.</p>
<p>TO 2010</p> 	<p>In production until... Fabbricata fino al... Hergestellt bis... Fabriqué jusqu'au... Fabricada hasta... Fabricada até...</p>	<p>ID</p>  <p>FAST COPY PLUS RW4 PLUS</p>	<p>Copy of key by FAST COPY PLUS / RW4 PLUS Copia della chiave tramite FAST COPY PLUS / RW4 PLUS Kopie des Schlüssels mit FAST COPY PLUS / RW4 PLUS Copie de la clé par FAST COPY PLUS / RW4 PLUS Cópia da chave por meio de FAST COPY PLUS / RW4 PLUS</p>
 <p>Ref.</p>	<p>Silca key reference Referenza chiave Silca Silca-Schlüssel-Referenz Référence clé Silca Referencia llave Silca Referência chave Silca</p>	<p>COPY</p>  <p>FAST COPY PLUS RW4 PLUS</p>	<p>Identification of transponder type by FAST COPY PLUS / RW4 PLUS (2) (4) Identificazione tipo di transponder tramite FAST COPY PLUS / RW4 PLUS (2) (4) Identifizierung des Transpondertyps mit Hilfe der FAST COPY PLUS / RW4 PLUS (2) (4) Identification du type de transpondeur par FAST COPY PLUS / RW4 PLUS (2) (4) Identificación tipo de transponder por medio de FAST COPY PLUS / RW4 PLUS (2) (4) Identificação do tipo de transponder por meio de FAST COPY PLUS / RW4 PLUS (2) (4)</p>
	<p>Type of transponder on the original key (1) Tipo di transponder presente nella chiave originale (1) Transpondertyp im Originalschlüssel (1) Type de transpondeur présent dans la clé originale (1) Tipo de transponder presente en la llave original (1) Tipo de transponder presente na chave original (1)</p>	<p>ID</p>  <p>RW3</p>	<p>Identification of transponder type by RW3 (3) (4) Identificazione tipo di transponder tramite RW3 (3) (4) Identifizierung des Transpondertyps mit Hilfe der RW3 (3) (4) Identification du type de transpondeur par RW3 (3) (4) Identificación tipo de transponder por medio de RW3 (3) (4) Identificação do tipo de transponder por meio de RW3 (3) (4)</p>
<p>ID</p>  <p>FAST COPY PLUS RW4 PLUS</p>	<p>Identification of transponder type by FAST COPY PLUS / RW4 PLUS (2) (4) Identificazione tipo di transponder tramite FAST COPY PLUS / RW4 PLUS (2) (4) Identifizierung des Transpondertyps mit Hilfe der FAST COPY PLUS / RW4 PLUS (2) (4) Identification du type de transpondeur par FAST COPY PLUS / RW4 PLUS (2) (4) Identificación tipo de transponder por medio de FAST COPY PLUS / RW4 PLUS (2) (4) Identificação do tipo de transponder por meio de FAST COPY PLUS / RW4 PLUS (2) (4)</p>		
<p>COPY</p>  <p>FAST COPY PLUS RW4 PLUS</p>	<p>Copy of key by FAST COPY PLUS / RW4 PLUS Copia della chiave tramite FAST COPY PLUS / RW4 PLUS Kopie des Schlüssels mit FAST COPY PLUS / RW4 PLUS Copie de la clé par FAST COPY PLUS / RW4 PLUS Cópia da chave por meio de FAST COPY PLUS / RW4 PLUS</p>		

VEHICLES GUIDE LEGEND - LEGENDA GUIDA VEICOLI - AUTOSCHLÜSSEL ERLÄUTERUNG - LÉGENDE GUIDE VÉHICULES - LEYENDA GUÍA PARA VEHÍCULOS - LEGENDA GUIA PARA VEÍCULOS

<p>COPY</p> <p>RW3</p>	<p>Copy of key by RW3 The symbols show:</p> <ul style="list-style-type: none"> - Y: can be copied with RW3; - ID: The RW3 (latest version in Silca) is able to duplicate the ID (part of the electronic code) of Philips* Crypto transponders. - PC: can be copied with RW3 + Silca Tex Cloning Program <p>Copia della chiave tramite RW3 I simboli identificano:</p> <ul style="list-style-type: none"> - Y: copiabile con RW3; - ID: RW3 (ultima versione presente in Silca) è in grado di duplicare l'identificatore (parte del codice elettronico) del transponder Crypto Philips* . - PC: copiabile con RW3 + Silca Tex Cloning Program <p>Kopie des Schlüssels mit RW3 Die Symbole zeigen an:</p> <ul style="list-style-type: none"> - Y: kopierbar mit RW3; - ID: RW3 (letzte Version von Silca) kopiert den Identifikator (Teil des elektronischen Codes) des Transponders Crypto Philips* . - PC: kopierbar mit RW3 + Silca Tex Cloning Program <p>Copie de la clé par RW3 Les symboles indiquent:</p> <ul style="list-style-type: none"> - Y: copiable avec RW3; - ID: RW3 (dernière version présente chez Silca) est en mesure de reproduire l'identificateur (partie du code électronique) du transpondeur Crypto Philips* . - PC: copiable avec RW3 + Silca Tex Cloning Program <p>Cópia de la llave por medio de RW3 Los símbolos identifican:</p> <ul style="list-style-type: none"> - Y: copiable con RW3; - ID: RW3 (última versión presente en Silca) es capaz de duplicar el identificador (parte del código electrónico) del transponder Crypto Philips* . - PC: copiable con RW3 + Silca Tex Cloning Program <p>Cópia da chave por meio de RW3 Os símbolos identificam:</p> <ul style="list-style-type: none"> - Y: pode ser copiada com RW3; - ID: RW3 (última versão da Silca) pode duplicar o identificador (parte do código eletrônico) do transponder Crypto Philips* . - PC: pode ser copiada com RW3 + Silca Tex Cloning Program 	<p>Key memorization procedure on the vehicle without using devices (instructions in the STP program)</p> <p>Tipo di procedura di memorizzazione della chiave sull'autovettura senza l'utilizzo di dispositivi (istruzioni all'interno del programma STP)</p> <p>Speicherung des Schlüssels im Auto ohne Verwendung der Vorrichtungen (Anleitungen im Programm STP)</p> <p>Procédure de mise en mémoire de la clé sur le véhicule sans utiliser de dispositifs (voir instructions dans le programme STP)</p> <p>Procedimiento de memorización de la llave en el vehículo sin el uso de dispositivos (instrucciones en el interior del programa STP)</p> <p>Tipo de procedimento de memorização da chave no veículo sem utilizar nenhum dispositivo (instruções no programa STP)</p>
		<p>Door lock</p> <p>Portiera Türe Portière Puerta Porta</p> <p>Antitheft devices for motor-cycles</p> <p>Antifurto per ciclomotori e motociclette Diebstahlschutz für Motorfahrrad und Motorräder Anti-vol pour cyclomoteurs/motocyclettes Antihurto para ciclomotores y motocicletas Anti-roubo para scooters e motocicletas</p>
		<p>Boot / Hatchback</p> <p>Bagagliaio / Portiera posteriore Kofferraum / Hecktür Coffre / Portière postérieure Maletero / Puerta trasera Bagageira/Porta traseira</p> <p>Cycle seat</p> <p>Sella Sattel Selle Silla Selim</p>
<p>STP</p>	<p>Indicates the possibility to generate codes for new transponder keys using STP+RW2 or STP+RW3 or STP+RW4 or STP+FAST COPY or STP+RW4 PLUS or STP+FAST COPY PLUS (5)</p> <p>Indica la possibilità di generare il codice per nuove chiavi transponder utilizzando STP+RW2 or STP+RW3 or STP+RW4 or STP+FAST COPY or STP+RW4 PLUS or STP+FAST COPY PLUS (5)</p> <p>Zeigt an, daß der Code für neue Transponderschlüssel mit dem STP+RW2 or STP+RW3 or STP+RW4 or STP+FAST COPY or STP+RW4 PLUS or STP+FAST COPY PLUS generiert werden kann (5)</p> <p>Indique la possibilité de générer le code pour de nouvelles clés transponder en utilisant STP+RW2 or STP+RW3 or STP+RW4 or STP+FAST COPY or STP+RW4 PLUS or STP+FAST COPY PLUS (5)</p> <p>Indica la posibilidad de generar el código para nuevas llaves transponder utilizando STP+RW2 or STP+RW3 or STP+RW4 or STP+FAST COPY or STP+RW4 PLUS or STP+FAST COPY PLUS (5)</p> <p>Indica a possibilidade de gerar o código para novas chaves transponder utilizando STP+RW2 or STP+RW3 or STP+RW4 or STP+FAST COPY or STP+RW4 PLUS or STP+FAST COPY PLUS (5)</p>	<p>Petrol cap</p> <p>Tappo benzina Benzintankverschluss Bouchon réservoir Tapa de gasolina Tampão de gasolina</p> <p>Drawer</p> <p>Cassetto Schublade Tiroir Gaveta Porta-luvas</p>

VEHICLES GUIDE LEGEND - LEGENDA GUIDA VEICOLI - AUTOSCHLÜSSEL ERLÄUTERUNG - LÉGENDE GUIDE VÉHICULES - LEYENDA GUÍA PARA VEHÍCULOS - LEGENDA GUIA PARA VEÍCULOS



All the following information reported in columns 6, 71, 72, 42, 43/44a, 9b, 10b/10c, 12, 15, are relative to car/motorcycle/truck ignition.

Tutti i simboli e le informazioni contenute nelle colonne 6, 71, 72, 42, 43/44a, 9b, 10b/10c, 12, 15, sono relative all'accensione dell'auto/motocicletta/camion.

Alle Symbole u. Informationen in den Spalten 6, 71, 72, 42, 43/44a, 9b, 10b/10c, 12, 15, beziehen sich auf die Zündung des Autos/Motorrads/LKW.

Tous les symboles et les informations reportées dans les colonnes 6, 71, 72, 42, 43/44a, 9b, 10b/10c, 12, 15, sont relatifs à l'allumage de la voiture/motocyclette/camion.

Todos los símbolos y las informaciones en las columnas 6, 71, 72, 42, 43/44a, 9b, 10b/10c, 12, 15, son relativas al encendido del coche/motocicleta/camion.

Todos os símbolos e as informações contidas nas colunas 6, 71, 72, 42, 43/44a, 9b, 10b/10c, 12, 15, dizem respeito à ignição de automóvel/motocicleta/camião.

(1)	"PH"	Transponder Philips*
	"PH / CR"	Transponder Philips* Crypto
	"PH / CR2"	Transponder Philips* Crypto 2
	"MEG"	Transponder Megamos*
	"MEG / CR"	Transponder Megamos* Crypto
	"SOK / CR"	Sokymat* Crypto
	"TEXAS"	Transponder Texas*
	"TEX / CR"	Transponder Texas* Crypto
	"TEX / CR2"	Transponder Texas* Crypto 2
	"TEMIC"	Transponder Temic*
	"MOTOROLA"	Transponder Motorola*
	"TEM / CR"	Transponder Temic*Crypto
	"SAAB"	Transponder Saab*

(2)	ID TRANSPONDER - FAST COPY PLUS/RW4 PLUS/FAST COPY/RW4	
	11	Temic* (Fiat - fixed code) (Fiat - codice fisso) (Fiat - Fixer Code) (Fiat - code fixe) (Fiat - código fijo) (Fiat - código fijo)
	12	Temic* (Mazda-fixed code) (Mazda - codice fisso) (Mazda - Fixer Code) (Mazda - code fixe) (Mazda - código fijo) (Mazda - código fijo)
	13	Megamos* (fixed code) (codice fisso) (Fixer Code) (code fixe) (código fijo) (código fijo)
	17	Silca (fixed code - empty) (codice fisso - vuoto) (silca Fixer Code - leer) (fixe code - vide) (código fijo - vacío) (código fijo - vacío)
	21	Silca (fixed code - empty) (codice fisso - vuoto) (silca Fixer Code - leer) (fixe code - vide) (código fijo - vacío) (código fijo - vacío)
	22	Silca (fixed code - empty) (codice fisso - vuoto) (silca Fixer Code - leer) (fixe code - vide) (código fijo - vacío) (código fijo - vacío)
	23	Silca (fixed code - empty) (codice fisso - vuoto) (silca Fixer Code - leer) (fixe code - vide) (código fijo - vacío) (código fijo - vacío)
	33	Philips* (read/ write - fixed code) (read/ write - codice fisso) (read/ write - Fixer Code) (read/ write - code fixe) (read/ write - código fijo) (read/ write - código fijo)
	40	Philips* Crypto (Opel*-Vauxhall*)
	41	Philips* Crypto (Nissan*)
	42	Philips* Crypto (VAG*)
	44	Philips* Crypto
	45	Philips* Crypto (Peugeot*)

(2)	ID TRANSPONDER - FAST COPY PLUS/RW4 PLUS/FAST COPY/RW4	
	46	Philips* Crypto (Second generation) (seconda generazione) (Zweite Generation) (Deuxième génération) (segunda generaci3n) (segunda geraç3o)
	48	Megamos* Crypto
	53	Philips* (emulation of Megamos* for Audi*) (emulazione di Megamos* per Audi*) (simuliert Megamos* für Audi*) (émulation de Megamos* pour Audi*) (emulaci3n de Megamos* para Audi*) (emulaç3o de Megamos* para Audi*)
	73	Philips* (multi block - fixed code) (multi blocco - codice fisso) (multi block - Fixer Code) (multi bloc - code fixe) (multi bloque - código fijo) (multi-bloco - código fijo)
	93	Philips* (emulation of Megamos* for Daewoo*) (emulazione di Megamos* per Daewoo*) (simuliert Megamos* für Daewoo*) (émulation de Megamos* pour Daewoo*) (emulaci3n de Megamos* para Daewoo*) (emulaç3o de Megamos* para Daewoo*)
	4C	Texas* (fixed code) (codice fisso) (Fixer Code) (code fixe) (código fijo) (código fijo)
	4D	Texas* Crypto
	4F	Philips* Crypto (Fiat* - Alfa Romeo*)
	4M	Philips* Crypto (Mitsubishi*)
	4W	Philips* Crypto (VAG*)
	6F	Texas* Crypto 2
	8C	Temic* Crypto
	8D	Saab* (not duplicable) (non duplicabile) (nicht kopierbar) (non reproductible) (no duplicable) (n3o pode ser duplicado)
	8E	Sokymat* Crypto
	A1	Megamos* Crypto Volkswagen*
	A2	Megamos* Crypto Audi*
	A3	Megamos* Crypto Seat*
	A4	Megamos* Crypto Skoda*

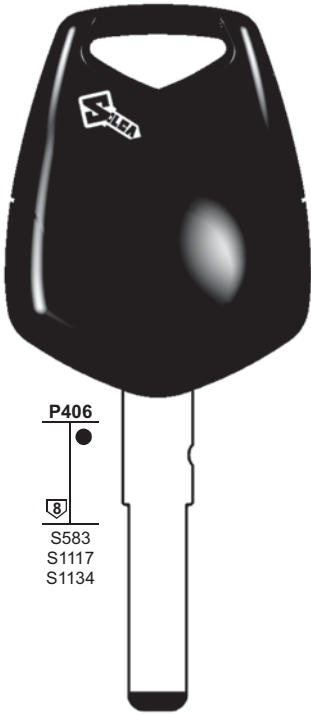
(3)	ID TRANSPONDER - RW3	
	11	Temic* (Fiat - fixed code) (Fiat - codice fisso) (Fiat - Fixer Code) (Fiat - code fixe) (Fiat - código fijo) (Fiat - código fijo)
	12	Temic* (Mazda-fixed code) (Mazda - codice fisso) (Mazda - Fixer Code) (Mazda - code fixe) (Mazda - código fijo) (Mazda - código fijo)
	13	Megamos* (fixed code) (codice fisso) (Fixer Code) (code fixe) (código fijo) (código fijo)
	17	Silca (fixed code - empty) (codice fisso - vuoto) (silca Fixer Code - leer) (fixe code - vide) (código fijo - vacío) (código fijo - vacío)
	21	Silca (fixed code - empty) (codice fisso - vuoto) (silca Fixer Code - leer) (fixe code - vide) (código fijo - vacío) (código fijo - vacío)
	22	Silca (fixed code - empty) (codice fisso - vuoto) (silca Fixer Code - leer) (fixe code - vide) (código fijo - vacío) (código fijo - vacío)
	23	Silca (fixed code - empty) (codice fisso - vuoto) (silca Fixer Code - leer) (fixe code - vide) (código fijo - vacío) (código fijo - vacío)
	33	Philips* (read/ write - fixed code) (read/ write - codice fisso) (read/ write - Fixer Code) (read/ write - code fixe) (read/ write - código fijo) (read/ write - código fijo)
	40	Philips* Crypto (Opel*-Vauxhall*)
	41	Philips* Crypto (Nissan*)
	42	Philips* Crypto (VAG*)
	44	Philips* Crypto
	45	Philips* Crypto (Peugeot*)
	46	Philips* Crypto (Second generation) (seconda generazione) (Zweite Generation) (Deuxième génération) (segunda generaci3n) (segunda geraç3o)

VEHICLES GUIDE LEGEND - LEGENDA GUIDA VEICOLI - AUTOSCHLÜSSEL ERLÄUTERUNG - LÉGENDE GUIDE VÉHICULES - LEYENDA GUÍA PARA VEHÍCULOS - LEGENDA GUIA PARA VEÍCULOS

<p>(3)</p>	<p>ID TRANSPONDER - RW3</p> <p>48 Megamos* Crypto</p> <p>53 Philips* (emulation of Megamos* for Audi*) (emulazione di Megamos* per Audi*) (simuliert Megamos* für Audi*) (émulation de Megamos* pour Audi*) (emulación de Megamos* para Audi*) (emulação de Megamos* para Audi*)</p> <p>73 Philips* (multi block - fixed code) (multi blocco – codice fisso) (multi block - Fixer Code) (multi bloc - code fixe) (multi bloque - código fijo) (multi-bloco – código fixo)</p> <p>93 Philips* (emulation of Megamos* for Daewoo*) (emulazione di Megamos* per Daewoo*) (simuliert Megamos* für Daewoo*) (émulation de Megamos* pour Daewoo*) (emulación de Megamos* para Daewoo*) (emulação de Megamos* para Daewoo*)</p> <p>4C Texas* (fixed code) (codice fisso) (Fixer Code) (code fixe) (código fijo) (código fixo)</p> <p>4D Texas* Crypto</p> <p>6F Texas* Crypto 2 (only for RW3) (solo per RW3) (nur für RW3) (seulement pour RW3) (sólo por RW3) (só para RW3)</p> <p>8C Temic* Crypto</p> <p>8D Saab* (not duplicable) (non duplicabile) (nicht kopierbar) (non reproductible) (no duplicable) (não pode ser duplicado)</p>	<p>(5) The keys must then be memorized in the vehicle central immobilizer system. Le chiavi devono poi essere memorizzate nella centralina immobilizer dell'auto. Die Schlüssel müssen anschliessend in die Steuerzentrale der Wegfahrsperre des Autos eingespeichert werden. Les clés doivent être mises en mémoire dans le central immobiliseur du véhicule. Las llaves deben memorizarse en la centralita immobilizer del vehículo. A seguir as chaves devem ser memorizadas na central do sistema de imobilização do veículo.</p>
<p>(4)</p>	<p>ID TRANSPONDER TEXAS CRYPTO (4D)</p> <p>60 Texas* Crypto (generic) (generico) (nicht spezifiziert) (générique) (genérico) (genérico)</p> <p>61 Texas* Crypto Mitsubishi 3</p> <p>62 Texas* Crypto Mitsubishi 2</p> <p>63 Texas* Crypto Ford 2</p> <p>64 Texas* Crypto (Renault <2000, Chrysler, Jeep)</p> <p>65 Texas* Crypto (Suzuki)</p> <p>66 Texas* Crypto (Suzuki 2)</p> <p>67 Texas* Crypto (Toyota/Lexus)</p> <p>68 Texas* Crypto (Toyota/Lexus 2)</p> <p>69 Texas* Crypto (Yamaha)</p> <p>70 Texas* Crypto (Toyota EU)</p> <p>XX Texas* Crypto (new or generic) (nuovo o generico) (neu oder nicht spezifiziert) (nouveau ou générique) (nuevo o genérico) (novo ou genérico)</p>	<p>(*) IMPORTANT NOTE</p> <p>The trade-marks or trade names mentioned in our catalogue are the exclusive property of authorized manufactures of lock and users, they are nominated only for the purposes of information so that any lock for which our keys are made can be rapidly identified.</p> <p>I marchi o le denominazioni citate sono di proprietà esclusiva dei fabbricanti di serrature e degli utilizzatori autorizzati, e sono indicati a titolo di semplice informazione, con lo scopo di riconoscere velocemente a quali serrature le nostre chiavi sono destinate.</p> <p>Die angeführten Markennamen oder Handelsmarken sind ausschließliches Eigentum der Schloßherteller und zugelassenen Fachhändlern, und sind nur zur Information angeführt, mit dem Zweck, schnell erkennen zu können, zu welchem Schloß unsere Schlüssel passen.</p> <p>Les marques et appellations commerciales citées dans notre catalogue appartiennent exclusivement aux fabricants de serrures et aux utilisateurs autorisés, elles sont indiquées à titre d'information pure et simple pour vous permettre de déterminer rapidement les serrures auxquelles nos clés sont destinées.</p> <p>Las marcas y denominaciones comerciales citadas en nuestro catálogo se declaran de propiedad exclusiva de los fabricantes de cerraduras y los utilizadores autorizados, se citan por simple información, al objeto de hacer comprender sin dificultad a qué cerraduras van destinadas nuestras llaves.</p> <p>As marcas e as denominações citadas são propriedade exclusiva dos fabricantes de fechaduras e dos utilizadores autorizados, e são indicadas apenas a título de informação, a fim de reconhecer rapidamente as fechaduras a que se destinam as nossas chaves.</p>
<p>(5)</p>	<p>"MEG" Megamos* (type of generation) (tipo di generazione) (Erzeugung Typ) (type de génération) (tipo de generación) (tipo de geração)</p> <p>"B - F" Bosch* - Fiat* (type of generation) (tipo di generazione) (Erzeugung Typ) (type de génération) (tipo de generación) (tipo de geração)</p> <p>"S - O" Siemens* - Opel* (type of generation) (tipo di generazione) (Erzeugung Typ) (type de génération)+ (tipo de generación) (tipo de geração)</p> <p>"M - V" Megamos* - VDO* (type of generation) (tipo di generazione) (Erzeugung Typ) (type de génération) (tipo de generación) (tipo de geração)</p> <p>"T - F" Temic* - Fiat* (type of generation) (tipo di generazione) (Erzeugung Typ) (type de génération) (tipo de generación) (tipo de geração)</p> <p>"S - V" Siemens* - Volkswagen* (type of generation) (tipo di generazione) (Erzeugung Typ) (type de génération) (tipo de generación) (tipo de geração)</p> <p>"G - V" PSA* - Valeo* (type of generation) (tipo di generazione) (Erzeugung Typ) (type de génération) (tipo de generación) (tipo de geração)</p> <p>"G - C" PSA* - CPH* (type of generation) (tipo di generazione) (Erzeugung Typ) (type de génération) (tipo de generación) (tipo de geração)</p> <p>"N - N" Nissan* (type of generation) (tipo di generazione) (Erzeugung Typ) (type de génération) (tipo de generación) (tipo de geração)</p>	

PER: 
FOR:

ABARTH

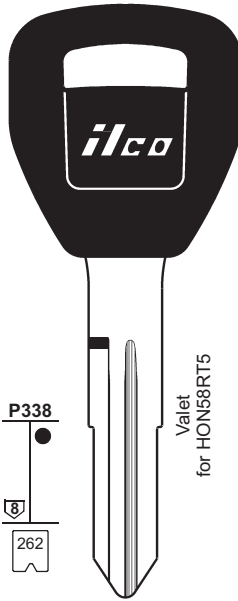


P406
●
8
S583
S1117
S1134


SIP22EHP
DE 1-11210
. 0001-2000

GIOBERT - TRW SIPEA

ACURA



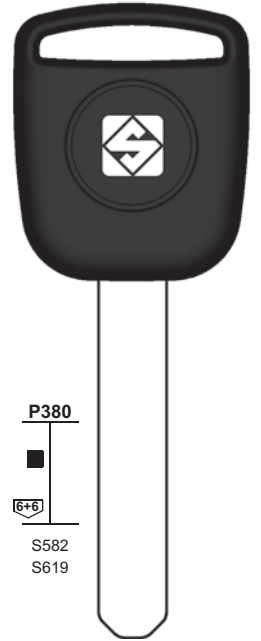
P338
●
8
262


HD107-PT5
. 5001-8442



P276
●
8
262


HON58RT5
. 5001-8442

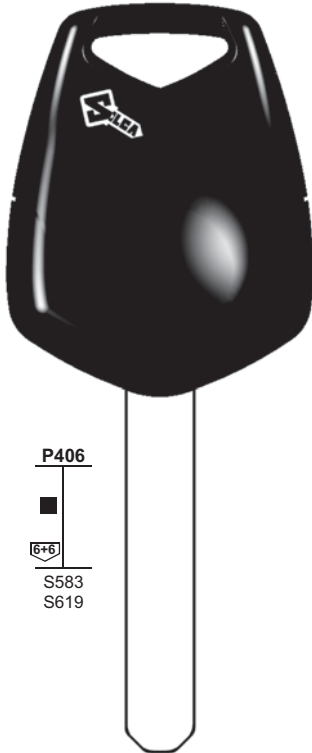


P380
■
6+6
S582
S619


HON66T14
.
K001-N718

PER: 
FOR:

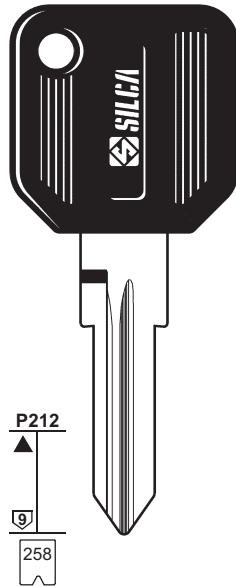
ACURA



P406
■
6+6
S583
S619

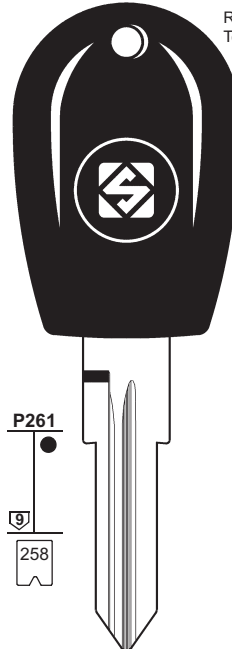

HON66EHP
.
K001-N718

ALFA ROMEO



P212
▲
9
258

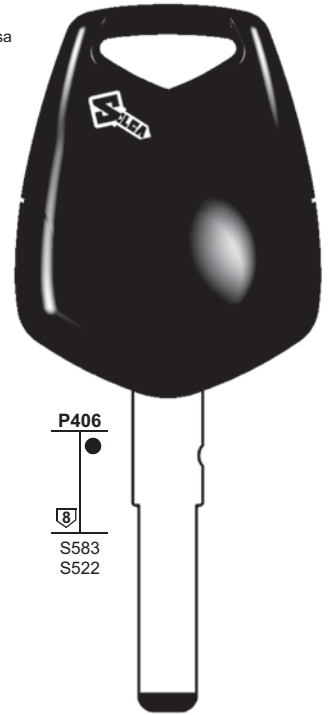

GT15RAP
W
0001-9640



Red head
Testa rossa

P261
●
9
258


GT15RT2
W
0001-9640



P406
●
8
S583
S522


SIP22EHP
DE
1-11210

GIOBERT - TRW SIPEA

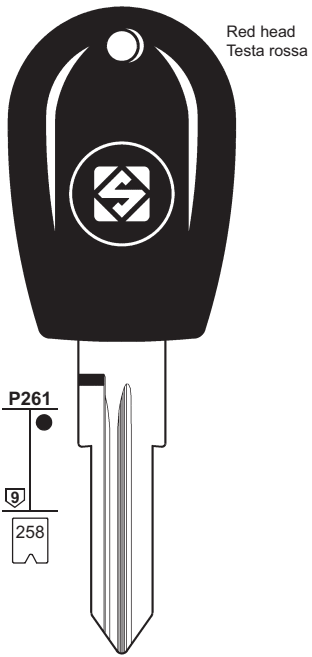
GIOBERT - TRW SIPEA

GIOBERT - TRW SIPEA

1	2	2a	3	6	71	72	42	43 44a	9b	10b 10c	12	15	A	B	C	D
IGNITION																
CAR MAKE/MODEL	FROM	TO	SILCA REF.	TRANSP. TYPE	ID	COPY	ID	COPY	ID	COPY	STP					
	1995	2010	 Ref.		 FAST COPY PLUS RW4 PLUS	 FAST COPY PLUS RW4 PLUS	 FAST COPY RW4	 FAST COPY RW4	 RW3	 RW3						
ABARTH																
500	2008			PH / CR2	46		46		46				⇐	⇐	⇐	
500	2008		SIP22EHP	PH / CR2	46	Y	46	P-BOX	46				⇐	⇐	⇐	
GRANDE PUNTO	2007			PH / CR2	46		46		46				⇐	⇐	⇐	
GRANDE PUNTO	2007		SIP22EHP	PH / CR2	46	Y	46	P-BOX	46				⇐	⇐	⇐	
ACURA																
3.5 RL	1996	2004	HD107-PT5	MEG	13	Y	13	Y	13	Y	(Meg)		⇐	⇐		
3.5 RL	1996	2004	HON58RT5	MEG	13	Y	13	Y	13	Y	(Meg)		⇐	⇐		⇐
CL & TL	1999	2003	HD107-PT5	MEG	13	Y	13	Y	13	Y			⇐	⇐		
CL & TL	1999	2003	HON58RT5	MEG	13	Y	13	Y	13	Y			⇐	⇐		⇐
INTEGRA	2000	2001	HD107-PT5	MEG	13	Y	13	Y	13	Y			⇐	⇐		⇐
INTEGRA	2000	2001	HON58RT5	MEG	13	Y	13	Y	13	Y			⇐	⇐		⇐
MDX	2001	2006	HD107-PT5	MEG	13	Y	13	Y	13	Y			⇐	⇐		⇐
MDX	2001	2006	HON58RT5	MEG	13	Y	13	Y	13	Y			⇐	⇐		⇐
MDX	2007		HON66T14	PH / CR2	46		46		46				⇐	⇐		⇐
MDX	2007		HON66EHP	PH / CR2	46	Y	46	P-BOX	46				⇐	⇐		⇐
NSX	1997	2005	HD107-PT5	MEG	13	Y	13	Y	13	Y	(Meg)		⇐	⇐		
NSX	1997	2005	HON58RT5	MEG	13	Y	13	Y	13	Y	(Meg)		⇐	⇐		⇐
RDX	2007		HON66T14	PH / CR2	46		46		46				⇐			
RDX	2007		HON66EHP	PH / CR2	46	Y	46	P-BOX	46				⇐			
RSX	2002	2006	HD107-PT5	MEG	13	Y	13	Y	13	Y			⇐	⇐		⇐
RSX	2002	2006	HON58RT5	MEG	13	Y	13	Y	13	Y			⇐	⇐		⇐
TL	2004	2006		PH / CR2	46		46		46				⇐	⇐		⇐
TL	2007		HON66T14	PH / CR2	46		46		46				⇐			
TL	2007		HON66EHP	PH / CR2	46	Y	46	P-BOX	46				⇐			
TSX	2004	2007		PH / CR2	46		46		46				⇐	⇐		⇐
TSX	2008		HON66T14	PH / CR2	46		46		46				⇐	⇐		⇐
TSX	2008		HON66EHP	PH / CR2	46	Y	46	P-BOX	46				⇐	⇐		⇐
ALFA ROMEO																
145	1994	1995	GT15RAP										⇐	⇐	⇐	⇐
145	1995	1998	GT15RT2	PH	33	Y	33	Y	33	Y	B-F	S1	⇐	⇐	⇐	⇐
146	1995	1998	GT15RT2	PH	33	Y	33	Y	33	Y	B-F	S1	⇐	⇐	⇐	⇐
147	2000			MEG / CR	48		48		48				⇐	⇐	⇐	⇐
155	1995	1998	GT15RT2	PH	33	Y	33	Y	33	Y	B-F	S1	⇐	⇐	⇐	⇐
156 SPORT WAGON	2000	2001		PH / CR	4F		4F		44				⇐	⇐		⇐
156 SPORT WAGON	2001	2007		PH / CR2	46		46		46				⇐	⇐		⇐
156 SPORT WAGON	2001	2007	SIP22EHP	PH / CR2	46	Y	46	P-BOX	46				⇐	⇐		⇐
156	1998	2001		PH / CR	4F		4F		44				⇐	⇐		⇐
156	2001	2003		PH / CR2	46		46		46				⇐	⇐		⇐
156	2001	2003	SIP22EHP	PH / CR2	46	Y	46	P-BOX	46				⇐	⇐		⇐

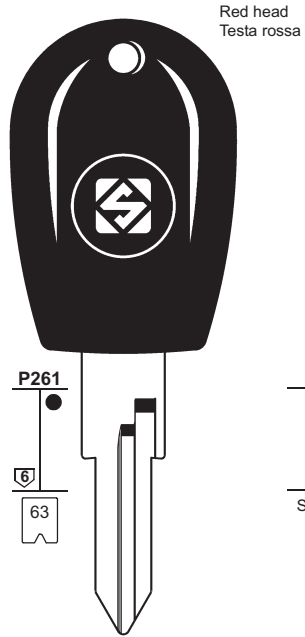
PER: 
FOR:

ALFA ROMEO



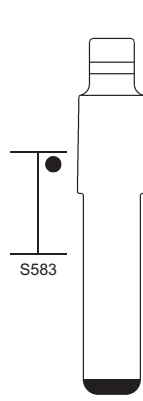

GT15RT2
W
0001-9640

GIOBERT - TRW SIPEA

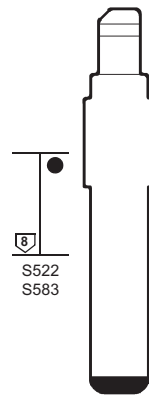



GT16T2
H 7001-8092
K (P) 7001-8092

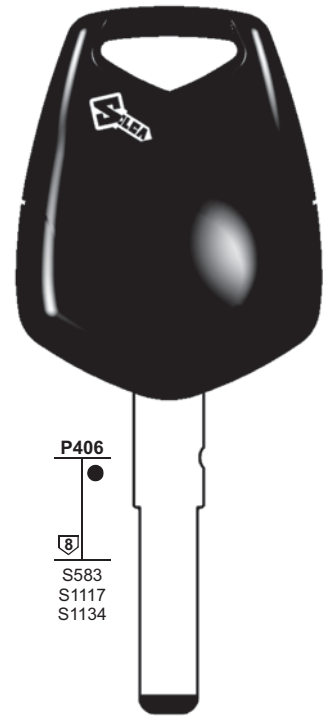
GIOBERT - TRW SIPEA




SIP18T
DE
1-11210




SIP29T
DE
1-11210

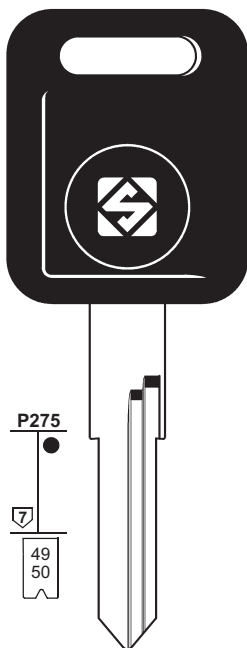



SIP22EHP
DE 1-11210
..... 0001-2000

GIOBERT - TRW SIPEA

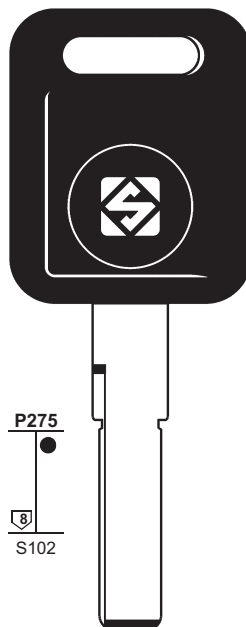
PER: 
FOR:


AUDI




HU49AT5
AH
1-8154
1001-9282

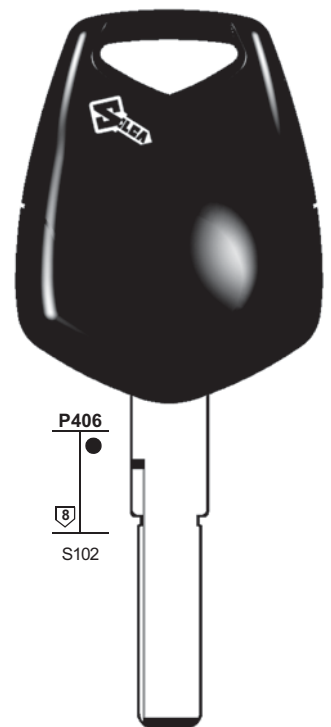
WITTE




HU66AT5
..... 1-2000
1ATS00001-17850
FAB - HUF


HU66AT6
..... 1-2000
1ATS00001-17850

WITTE




HU66EHP
..... 1-2000

1	2	2a	3	6	71	72	42	43 44a	9b	10b 10c	12	15	A	B	C	D
IGNITION																
CAR MAKE/MODEL	FROM	TO	SILCA REF.	TRANSP. TYPE	ID	COPY	ID	COPY	ID	COPY	STP					
	1995	2010	 Ref.		 FAST COPY PLUS RW4 PLUS	 FAST COPY PLUS RW4 PLUS	 FAST COPY RW4	 FAST COPY RW4	 RW3	 RW3						
ALFA ROMEO																
156	2003	2005		MEG / CR	48		48		48				↔	↔		↔
159	2005			PH / CR2	46		46		46							
164 PLUS	1995			PH	33		33		33		B-F	S1	↔	↔		↔
164	1995	1998	GT16T2	PH	33	Y	33	Y	33	Y	B-F	S1	↔	↔		↔
166	1998	2004		PH / CR	4F		4F		44				↔	↔		↔
166	2004	2008		PH / CR2	46		46		46				↔	↔	↔	↔
166	2004	2008	SIP22EHP	PH / CR2	46	Y	46	P-BOX	46				↔	↔	↔	↔
BRERA	2005			PH / CR2	46		46		46							
GT	2004			MEG / CR	48		48		48				↔	↔	↔	↔
GTV	1995	1998	GT15RT2	PH	33	Y	33	Y	33	Y	B-F	S1	↔	↔	↔	↔
MITo	2008			PH / CR2	46		46		46				↔			
MITo	2008		SIP22EHP	PH / CR2	46	Y	46	P-BOX	46				↔			
SPIDER	1995	1998	GT15RT2	PH	33	Y	33	Y	33	Y	B-F	S1	↔	↔	↔	↔
SPIDER	2006			PH / CR2	46		46		46							
SOME MODELS	2000		SIP18T										↔	↔		↔
SOME MODELS	2005		SIP29T										↔	↔		
AUDI																
80	1996		HU49AT5	MEG	13	Y	13	Y	13	Y	Meg		↔	↔	↔	↔
A2	2000	2005	HU66AT6	MEG / CR	48		48		48				↔			
A3	1996	1997	HU66AT5	MEG	13	Y	13	Y	13	Y	Meg		↔	↔	↔	↔
A3	1997	2004	HU66AT6	MEG / CR	48		48		48				↔	↔	↔	↔
A3	2004			MEG / CR	A2		A2		48				↔	↔	↔	↔
A4	1995	1996	HU49AT5	MEG	13	Y	13	Y	13	Y	Meg		↔	↔	↔	↔
A4	1996	1997	HU66AT5	MEG	13	Y	13	Y	13	Y	Meg		↔	↔	↔	↔
A4	1997	2004	HU66AT6	MEG / CR	48		48		48				↔	↔	↔	↔
A4	2004			MEG / CR	A2		A2		48				↔	↔	↔	↔
A6	1995	1996	HU49AT5	MEG	13	Y	13	Y	13	Y	Meg		↔	↔	↔	↔
A6	1996	1997	HU66AT5	MEG	13	Y	13	Y	13	Y	Meg		↔	↔	↔	↔
A6	1997	2004	HU66AT6	MEG / CR	48		48		48				↔	↔	↔	↔
A6	2004	2006		MEG / CR	A2		A2		48				↔	↔	↔	↔
A6	2006			SOK / CR	8E		8E						↔	↔	↔	↔
A8	1995	1996	HU49AT5	MEG	13	Y	13	Y	13	Y	Meg		↔	↔	↔	↔
A8	1996	1997	HU66AT5	MEG	13	Y	13	Y	13	Y	Meg		↔	↔	↔	↔
A8	1997	2004	HU66AT6	MEG / CR	48		48		48				↔	↔	↔	↔
A8	2004			PH / CR2	46		46		46				↔	↔	↔	↔
A8	2004		HU66EHP	PH / CR2	46	Y	46	P-BOX	46				↔	↔	↔	↔
ALLROAD	2000	2005	HU66AT6	MEG / CR	48		48		48				↔	↔	↔	↔
ALLROAD	2006			MEG / CR	A2		A2		48				↔	↔	↔	↔
CABRIO	1995	1996	HU49AT5	MEG	13	Y	13	Y	13	Y	Meg		↔	↔	↔	↔

PER: 
FOR:

AUDI



P275
7
49
50

 **HU49AT5**
AH
1-8154
1001-9282

HUF - WITTE



P275
8
S102

 **HU66AT5**
..... 1-2000
1ATS00001-17850

FAB - HUF - WITTE



P254
8
S102
S260
S482

 **HU66T6**
..... 1-2000

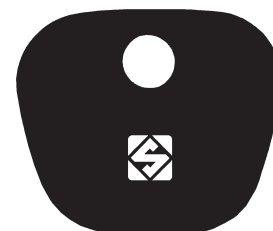
FAB - HUF - WITTE



P406
8
S102

 **HU66EHP**
..... 1-2000

BMW



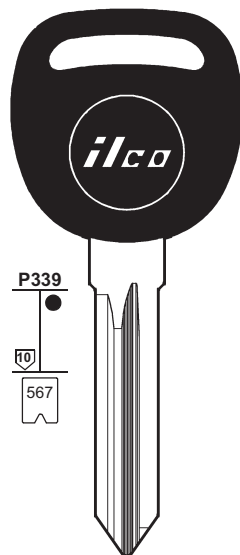
P117
6
S3

 **HU58AP**
BH
010001-241450

HUF - WITTE

PER: 
FOR:

BUICK

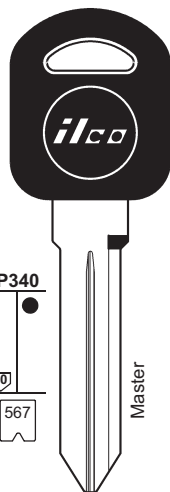


P339
10
567

G 0-3631

 **B111-PT**

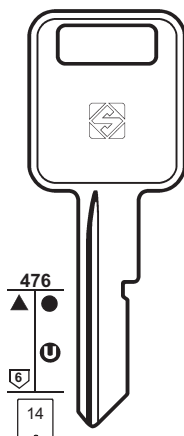
BRIGGS & STRATTON - GENERAL MOTORS



P340
10
567
Master

H 1-3988
..... 1-1988
..... S000A-S711K
O 5000-6999

 **B97-PT5**

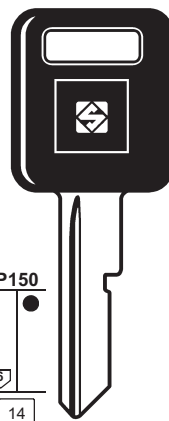


476
▲ ●
6
14

E
.. J .. 0.00-9.99
.. J .. 00.0-99.9
.. K .. 0.00-9.99
.. K .. 00.0-99.9
N ... 000-999
P ... 000-999
H ..L.00.0-99.9

 **GM5-OR**

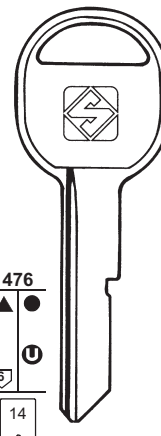
BRIGGS & STRATTON - GENERAL MOTORS



P150
6
14

E
.. J .. 0.00-9.99
.. J .. 00.0-99.9
.. K .. 0.00-9.99
.. K .. 00.0-99.9
N ... 000-999
P ... 000-999
H ..L.00.0-99.9


 **GM5CP**



476
▲ ●
6
14

H
.. L .. 0.00-9.99
.. L .. 00.0-99.9
.. M .. 0.00-9.99
.. M .. 00.0-99.9
S ... 000-999
U ... 000-999

 **GM6-OR**



P150
6
14

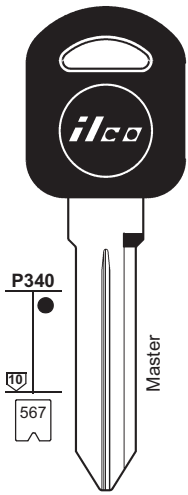
H
.. L .. 0.00-9.99
.. L .. 00.0-99.9
.. M .. 0.00-9.99
.. M .. 00.0-99.9
S ... 000-999
U ... 000-999

 **GM6DP**

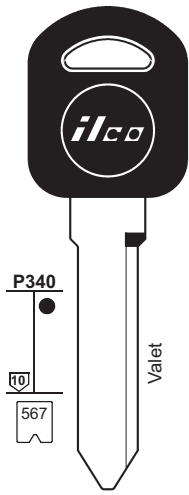
1	2	2a	3	6	71	72	42	43 44a	9b	10b 10c	12	15	A	B	C	D
IGNITION																
CAR MAKE/MODEL	FROM	TO	SILCA REF.	TRANSP. TYPE	ID	COPY	ID	COPY	ID	COPY	STP					
	1995	2010	 Ref.		 FAST COPY PLUS RW4 PLUS	 FAST COPY PLUS RW4 PLUS	 FAST COPY RW4	 FAST COPY RW4	 RW3	 RW3						
AUDI																
CABRIO	1996	1997	HU66AT5	MEG	13	Y	13	Y	13	Y	Meg		↔	↔	↔	↔
CABRIO	1997		HU66AT6	MEG / CR	48		48		48				↔	↔	↔	↔
COUPÉ S2	1995	1996	HU49AT5	MEG	13	Y	13	Y	13	Y	Meg		↔	↔	↔	↔
COUPÉ S2	1996	1997	HU66AT5	MEG	13	Y	13	Y	13	Y	Meg		↔	↔	↔	↔
COUPÉ S2	1997		HU66AT6	MEG / CR	48		48		48				↔	↔	↔	↔
COUPÉ	1995	1996	HU49AT5	MEG	13	Y	13	Y	13	Y	Meg		↔	↔	↔	↔
COUPÉ	1996	1997	HU66AT5	MEG	13	Y	13	Y	13	Y	Meg		↔	↔	↔	↔
COUPÉ	1997		HU66AT6	MEG / CR	48		48		48				↔	↔	↔	↔
Q7	2006			MEG / CR	A2		A2		48				↔	↔	↔	↔
Q7	2006		HU66EHP	PH / CR2	46	Y	46	P-BOX	46				↔	↔	↔	↔
S3	2001		HU66AT6	MEG / CR	48		48		48				↔	↔	↔	↔
S4	2002		HU66T6	MEG / CR	48		48		48				↔	↔	↔	↔
S6	1995	1996	HU49AT5	MEG	13	Y	13	Y	13	Y	Meg		↔	↔	↔	↔
S6	1996	1997	HU66AT5	MEG	13	Y	13	Y	13	Y	Meg		↔	↔	↔	↔
S6	1997		HU66AT6	MEG / CR	48		48		48				↔	↔	↔	↔
S8	1998		HU66AT6	MEG / CR	48		48		48				↔	↔	↔	↔
TT	1998	2004	HU66AT6	MEG / CR	48		48		48				↔	↔	↔	↔
TT	2004			MEG / CR	A2		A2		48				↔	↔	↔	↔
BMW																
MINI	2001	2006		PH	73		73		73							
MINI	2007			PH / CR2	46		46		46				↔			
SERIE 1 (E87)	2004			PH / CR2	46		46		46				↔			
SERIE 3/5/6/7/8	1995			PH	33		33		33				HU58AP	↔		↔
SERIE 5 (E60)	2003			PH / CR2	46		46		46				↔			
SERIE 6 (E64)	2004			PH / CR2	46		46		46				↔			
SERIE 7 (E65)	2002			PH / CR2	46		46		46				↔			
X3	2003			PH	73		73		73							
Z3	1996	2002		PH	33		33		33				HU58AP	↔		↔
BUICK																
ALLURE	2005	2008		MEG	13		13		13			G	↔	↔	↔	↔
CENTURY	1991	2000	GM5CP										GM6DP	↔		↔
CENTURY	1991	2000	GM5CP										GM6-OR	↔		↔
CENTURY	1991	2000	GM5-OR										GM6DP	↔		↔
CENTURY	1991	2000	GM5-OR										GM6-OR	↔		↔
CENTURY	2000	2005	B97-PT5	MEG	13	Y	13	Y	13	Y						
ENCLAVE	2007		B111-PT	PH / CR2	46		46		46				↔	↔		↔
LA CROSSE	2005	2009		MEG	13		13		13			G	↔	↔	↔	↔

PER: 
FOR:

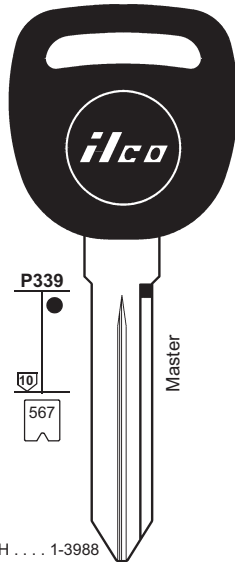
BUICK



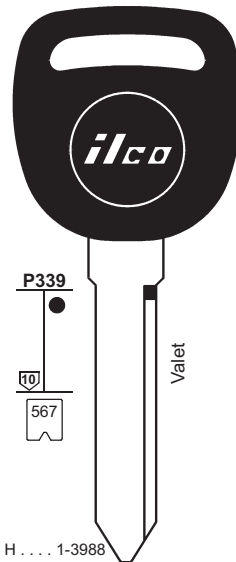
H 1-3988
 1-1988
 S000A-S711K
 O 5000-6999



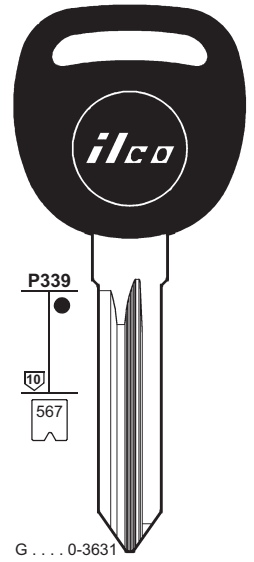
H 1-3988
 1-1988
 S000A-S711K
 O 5000-6999



H 1-3988
 1-1988
 S000A-S711K
 O 5000-6999



H 1-3988
 1-1988
 S000A-S711K
 O 5000-6999



G 0-3631



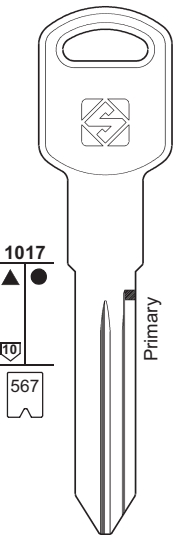
BRIGGS & STRATTON - GENERAL MOTORS

BRIGGS & STRATTON - GENERAL MOTORS

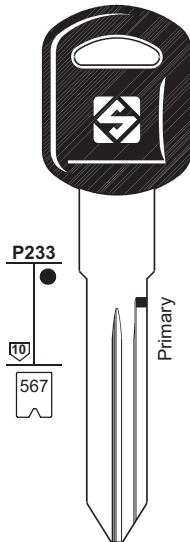
BRIGGS & STRATTON - GENERAL MOTORS

PER: 
FOR:

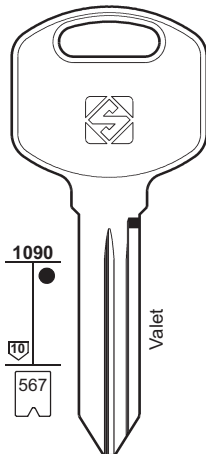
BUICK



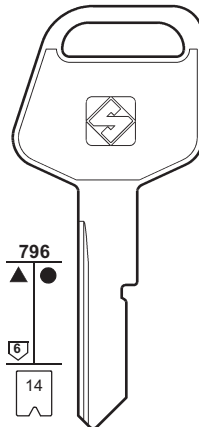
. . . . AA00-7T51
 S000A-S711K



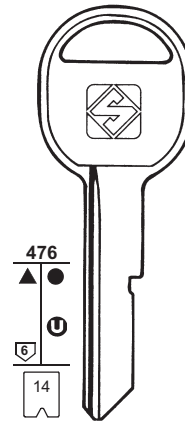
. . . . AA00-7T51
 S000A-S711K



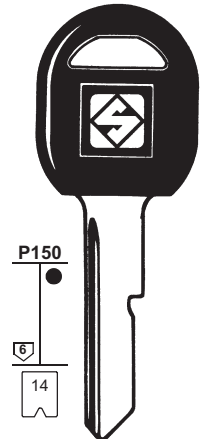
. . . . AA00-7T51
 S000A-S711K



H 0.00-9.99
 L . 00.0-99.9
 M . . 0.00-9.99
 M . 00.0-99.9



H 0.00-9.99
 L . 00.0-99.9
 M . . 0.00-9.99
 M . 00.0-99.9
 S 000-999
 U 000-999





















H 0.00-9.99
 L . 00.0-99.9
 M . . 0.00-9.99
 M . 00.0-99.9
 S 000-999
 U 000-999



BRIGGS & STRATTON - GENERAL MOTORS

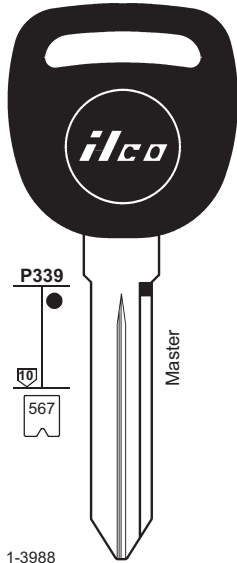
BRIGGS & STRATTON - GENERAL MOTORS

BRIGGS & STRATTON - GENERAL MOTORS

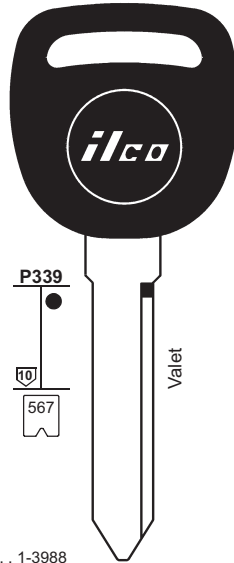
1	2	2a	3	6	71	72	42	43 44a	9b	10b 10c	12	15	A	B	C	D			
				IGNITION 															
CAR MAKE/MODEL 	FROM 1995 	TO 2010 	SILCA REF.  Ref.	TRANSP. TYPE 	ID  FAST COPY PLUS RW4 PLUS	COPY  FAST COPY PLUS RW4 PLUS	ID  FAST COPY RW4	COPY  FAST COPY RW4	ID  RW3	COPY  RW3	STP 								
BUICK																			
LE SABRE	1996	2000		VATS SYS.									GM41	↔		↔			
LE SABRE	2000	2005	B100-PT	MEG	13		13		13			A							
LE SABRE	2000	2005	B99-PT	MEG	13		13		13			A							
LE SABRE	2000	2005	B100-PT5	MEG	13	Y	13	Y	13	Y									
LE SABRE	2000	2005	B99-PT5	MEG	13	Y	13	Y	13	Y									
LUCEME	2006		B111-PT	PH / CR2	46		46		46				↔	↔		↔			
PARK AVENUE	1992	1997		VATS SYS.									GM6DP	↔		↔			
PARK AVENUE	1992	1997		VATS SYS.									GM6-OR	↔		↔			
PARK AVENUE	1997	2002	B97-PT5	MEG	13	Y	13	Y	13	Y			↔	↔	↔	↔			
PARK AVENUE	1997	2002	B98-PT5	MEG	13	Y	13	Y	13	Y			↔	↔	↔				
PARK AVENUE	1997	2002	B97-PT	MEG	13		13		13			A	↔	↔	↔	↔			
PARK AVENUE	1997	2002	B98-PT	MEG	13		13		13			A	↔	↔	↔				
PARK AVENUE	2003	2005	B97-PT	MEG	13		13		13			A	↔	↔	↔	↔			
PARK AVENUE	2003	2005	B97-PT	MEG	13		13		13			G	↔	↔	↔	↔			
PARK AVENUE	2003	2005	B97-PT5	MEG	13	Y	13	Y	13	Y			↔	↔	↔	↔			
RAINER	2003	2007	B100-PT5	MEG	13	Y	13	Y	13	Y			↔	↔	↔	↔			
RAINER	2003	2007	B99-PT5	MEG	13	Y	13	Y	13	Y			↔	↔	↔	↔			
RAINER	2003	2007	B100-PT	MEG	13		13		13			A	↔	↔	↔	↔			
RAINER	2003	2007	B99-PT	MEG	13		13		13			A	↔	↔	↔	↔			
RAINER	2003	2007	B100-PT	MEG	13		13		13			G	↔	↔	↔				
RAINER	2003	2007	B99-PT	MEG	13		13		13			G	↔	↔	↔	↔			
REGAL	1992	1999		VATS SYS.									GM28R	↔	↔	↔			
REGAL	2000	2005		MEG / CR	48		48		48										
RENDEZVOUS	2002	2007	B100-PT5	MEG	13	Y	13	Y	13	Y			↔	↔	↔				
RENDEZVOUS	2002	2007	B99-PT5	MEG	13	Y	13	Y	13	Y			↔	↔	↔	↔			
RENDEZVOUS	2002	2007	B100-PT	MEG	13		13		13			A	↔	↔	↔				
RENDEZVOUS	2002	2007	B99-PT	MEG	13		13		13			A	↔	↔	↔	↔			
RIVIERA	1995	1996	GM39										GM41	↔		↔			
RIVIERA	1995	1996	GM39EP										GM41	↔		↔			
RIVIERA	1996	1999		VATS SYS.									GM41	↔		↔			
ROADMASTER	1996			VATS SYS.									GM41	↔		↔			
SKYLARK	1996	1998	GM39										↔	↔		↔			
SKYLARK	1996	1998	GM39EP										↔	↔		↔			
TERRAZA	2005	2007	B97-PT	MEG	13		13		13			G	↔	↔	↔	↔			

PER: 
FOR:

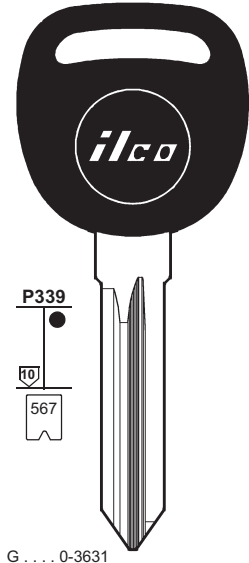
CADILLAC



H 1-3988
. . . . 1-1988
. . . . S000A-S711K
O 5000-6999



H 1-3988
. . . . 1-1988
. . . . S000A-S711K
O 5000-6999



G 0-3631



B99-PT



B100-PT



B111-PT



B99-PT5

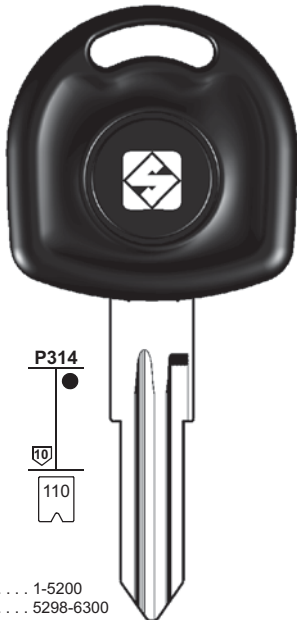


B100-PT5

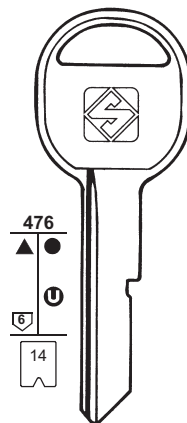
GENERAL MOTORS

PER: 
FOR:

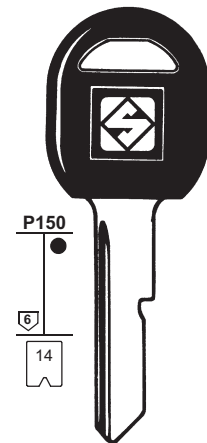
CADILLAC



S 1-5200
S 5298-6300



H 0.00-9.99
. . L . . 00.0-99.9
. . L . . 00.0-99.9
. . M . . 0.00-9.99
. . M . . 00.0-99.9
S 000-999
U 000-999



H 0.00-9.99
. . L . . 00.0-99.9
. . L . . 00.0-99.9
. . M . . 0.00-9.99
. . M . . 00.0-99.9
S 000-999
U 000-999



HU46T2



GM6-OR



GM6DP

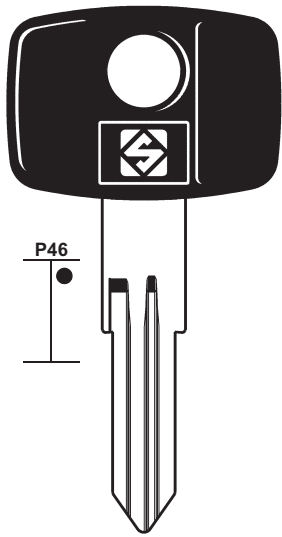
HUF

BRIGGS & STRATTON

1	2	2a	3	6	71	72	42	43 44a	9b	10b 10c	12	15	A	B	C	D
IGNITION																
CAR MAKE/MODEL	FROM	TO	SILCA REF.	TRANSP. TYPE	ID	COPY	ID	COPY	ID	COPY	STP					
	1995	2010	 Ref.		 FAST COPY PLUS RW4 PLUS	 FAST COPY PLUS RW4 PLUS	 FAST COPY RW4	 FAST COPY RW4	 RW3	 RW3						
CADILLAC																
BLS	2007			PH / CR2	46		46		46							
BROUGHAM	1996			VATS SYS.									GM6DP	↔		↔
BROUGHAM	1996			VATS SYS.									GM6-OR	↔		↔
CATERA	1997	2000	HU46T2	PH	33	Y	33	Y	33	Y	S-O		↔	↔		↔
CATERA	2001	2002		PH / CR	40		40		40				↔	↔		↔
CTS	2003	2007		MEG / CR	48		48		48			G				
CTS	2008		B111-PT	PH / CR2	46		46		46			G	↔	↔	↔	↔
DEVILLE STS	2000	2005	B100-PT	MEG	13		13		13			A				
DEVILLE STS	2000	2005	B100-PT5	MEG	13	Y	13	Y	13	Y		A				
DEVILLE STS	2000	2005	B99-PT	MEG	13		13		13			A				
DEVILLE STS	2000	2005	B99-PT5	MEG	13	Y	13	Y	13	Y		A				
DEVILLE	1996	2000		VATS SYS.									GM6DP	↔		↔
DEVILLE	1996	2000		VATS SYS.									GM6-OR	↔		↔
DTS	2006		B111-PT	PH / CR2	46		46		46			A	↔	↔	↔	↔
ELDORADO	1996	2003		VATS SYS.									GM6DP	↔		↔
ELDORADO	1996	2003		VATS SYS.									GM6-OR	↔		↔
ESCALADE	2007		B111-PT	PH / CR2	46		46		46			A	↔	↔		↔
SEVILLE	1996	1998		VATS SYS.									GM6DP	↔		↔
SEVILLE	1996	1998		VATS SYS.									GM6-OR	↔		↔
SEVILLE	1998	2005	B100-PT5	MEG	13	Y	13	Y	13	Y						
SEVILLE	1998	2005	B99-PT5	MEG	13	Y	13	Y	13	Y			↔	↔	↔	↔
SEVILLE	1998	2005	B100-PT	MEG	13		13		13			A				
SEVILLE	1998	2005	B99-PT	MEG	13		13		13			A	↔	↔	↔	↔
SRX	2004	2006		MEG / CR	48		48		48			G	↔	↔	↔	↔
SRX	2007		B111-PT	PH / CR2	46		46		46			G	↔	↔		↔
STS	2005		B111-PT	PH / CR2	46		46		46			G	↔	↔		↔
XLR	2004		B111-PT	PH / CR2	46		46		46			G	↔	↔		↔

PER: 
FOR:

CHEVROLET SUD AMERICA

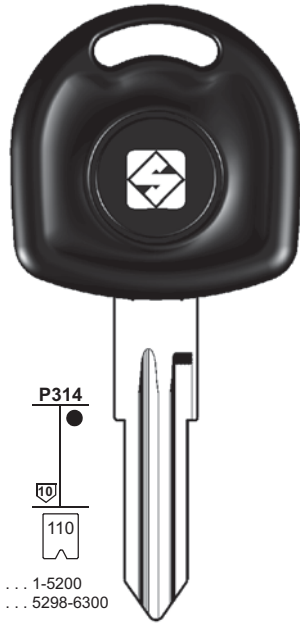


P46



GM44RP

GENERAL MOTORS BRASIL



P314




S 1-5200
S 5298-6300



HU46T12

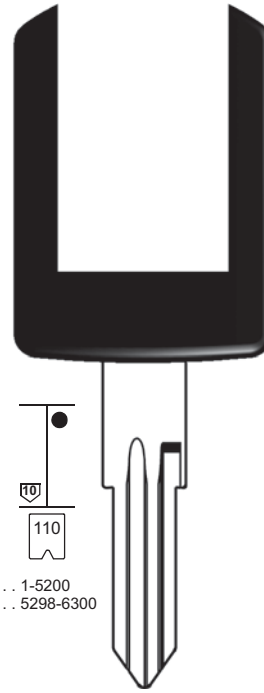


HU46T9



HU46T2

HUF

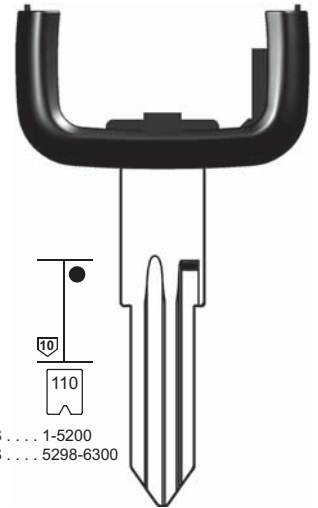


S 1-5200
S 5298-6300



HU46BT12

HUF



S 1-5200
S 5298-6300

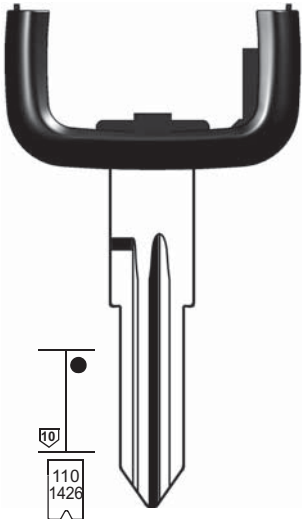


HU46AT9

HUF

PER: 
FOR:


CHEVROLET SUD AMERICA



YM28AT9

D 1-5200
S 1-5200
S 5298-6300
. . . . 1002-3997
. . . . 4000-5874

VALEO - YMOS



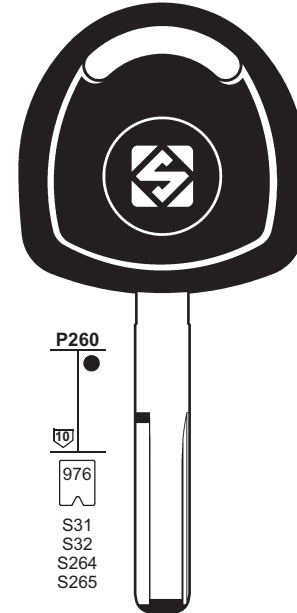
P314



YM28T2

D 1-5200
S 1-5200
S 5298-6300
. . . . 1002-3997
. . . . 4000-5874

HUF - YMOS



P260



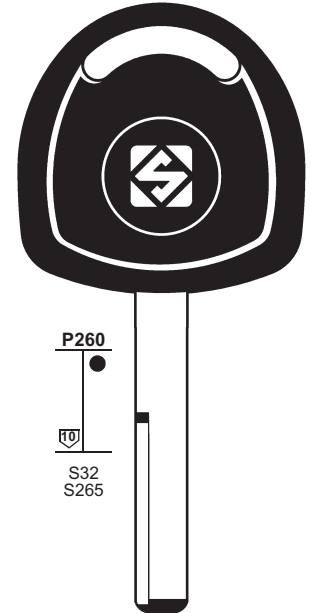
S31
S32
S264
S265



HU43T2

H
WH
0001-3000

HUF



P260





















S32
S265



YM27T2

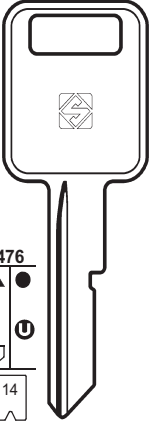
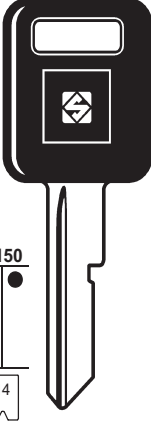
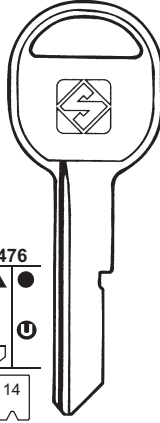

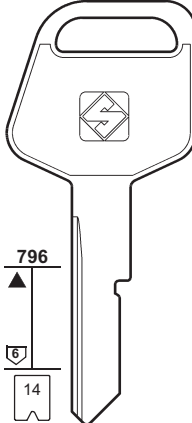
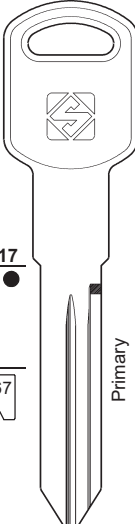
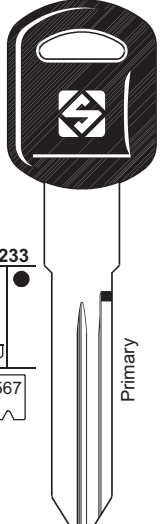







Y
WY
1-3000

YMOS

1	2	2a	3	6	71	72	42	43 44a	9b	10b 10c	12	15	A	B	C	D			
				IGNITION 															
CAR MAKE/MODEL 	FROM 1995 	TO 2010 	SILCA REF.  Ref.	TRANSP. TYPE 	ID  FAST COPY PLUS RW4 PLUS	COPY  FAST COPY PLUS RW4 PLUS	ID  FAST COPY RW4	COPY  FAST COPY RW4	ID  RW3	COPY  RW3	STP 								
CHEVROLET SUD AMERICA																			
ASTRA	2001		HU46T12	PH / CR	40	ID	40	ID	40	ID									
BLAZER	2006			PH / CR2	46		46		46										
CAPTIVA	2008			PH / CR2	46		46		46										
CELTA	2000		HU46T12	PH / CR	40	ID	40	ID	40	ID			↔	↔	↔	↔			
CORSA HATCH	2000		HU46T12	PH / CR	40	ID	40	ID	40	ID									
CORSA	1995	1998	HU46T2	PH	33	Y	33	Y	33	Y	S-O		↔	↔	↔	↔			
CORSA	1995	1998	YM28T2	PH	33	Y	33	Y	33	Y	S-O		↔	↔	↔	↔			
CORSA	1998	1999	HU46AT9	PH / CR	40	ID	40	ID	40	ID			↔	↔	↔	↔			
CORSA	1998	1999	HU46T9	PH / CR	40	ID	40	ID	40	ID			↔	↔	↔	↔			
CORSA	1998	1999	YM28AT9	PH / CR	40	ID	40	ID	40	ID			↔	↔	↔	↔			
CORSA	1998	1999	HU46T2	PH / CR	40	RD	40	RD	40	ID			↔	↔	↔	↔			
CORSA	1998	1999	YM28T2	PH / CR	40	RD	40	RD	40	ID			↔	↔	↔	↔			
CORSA	2000		HU46BT12	PH / CR	40	ID	40	ID	40	ID									
CORSA	2000		HU46T12	PH / CR	40	ID	40	ID	40	ID									
MERIVA	2002		HU46T12	PH / CR	40	ID	40	ID	40	ID			↔	↔	↔	↔			
MONTANA	2003		HU46T12	PH / CR	40	ID	40	ID	40	ID									
OMEGA	1995	1998	HU43T2	PH	33	Y	33	Y	33	Y	S-O		↔	↔	↔	↔			
OMEGA	1995	1998	YM27T2	PH	33	Y	33	Y	33	Y	S-O		↔	↔	↔	↔			
PRISMA	2006		HU46T12	PH / CR	40	ID	40	ID	40	ID									
S-10	2006			PH / CR2	46		46		46										
VARIOUS MODELS	1996		GM44RP										↔	↔	↔				
VECTRA	2005		HU46T12	PH / CR	40	ID	40	ID	40	ID									
VECTRA	2009		YM28AT12	PH / CR	40	ID	40	ID	40	ID									
ZAFIRA	1999	2000	HU46AT9	PH / CR	40	ID	40	ID	40	ID									
ZAFIRA	1999	2000	HU46T9	PH / CR	40	ID	40	ID	40	ID									
ZAFIRA	1999	2000	HU46T2	PH / CR	40	RD	40	RD	40	ID			↔	↔	↔	↔			
ZAFIRA	2001		HU46T12	PH / CR	40	ID	40	ID	40	ID									
VARIOUS MODELS	1996		GM44RP										↔	↔	↔				

PER: 
FOR:

CHEVROLET USA

						
476	P150	476	P150	796	1017	P233
						
E	E	H	H	H	Primary	Primary
. J . . 0.00-9.99	. J . . 0.00-9.99	. L . . 0.00-9.99	. L . . 0.00-9.99	. L . . 0.00-9.99 AA00-7T51 AA00-7T51
. J . . 0.00-99.9	. J . . 0.00-99.9	. L . . 0.00-99.9	. L . . 0.00-99.9	. L . . 0.00-99.9 S000A-S711K S000A-S711K
. K . . 0.00-9.99	. K . . 0.00-9.99	. M . . 0.00-9.99	. M . . 0.00-9.99	. M . . 0.00-9.99		
. K . . 0.00-99.9	. K . . 0.00-99.9	. M . . 0.00-99.9	. M . . 0.00-99.9	. M . . 0.00-99.9		
N . . . 0.00-999	N . . . 0.00-999	S . . . 0.00-999	S . . . 0.00-999	S . . . 0.00-999		
P . . . 0.00-999	P . . . 0.00-999	U . . . 0.00-999	U . . . 0.00-999	U . . . 0.00-999		
H . . L.00.0-99.9	H . . L.00.0-99.9					


GM5-OR


GM5CP


GM6-OR


GM6DP


GM28R

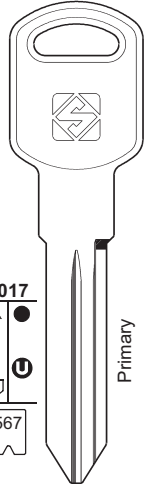
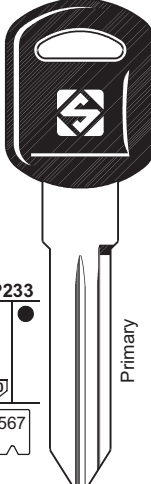
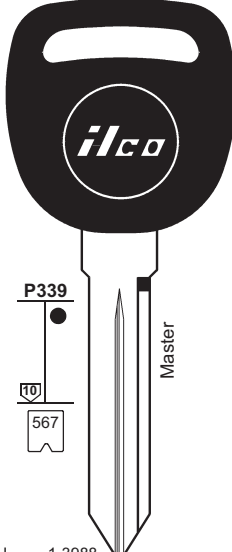
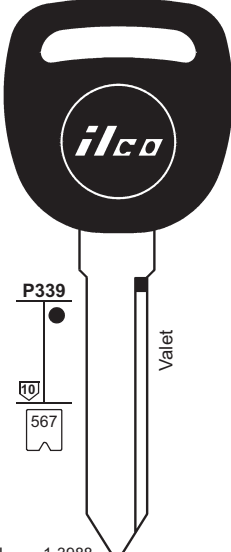
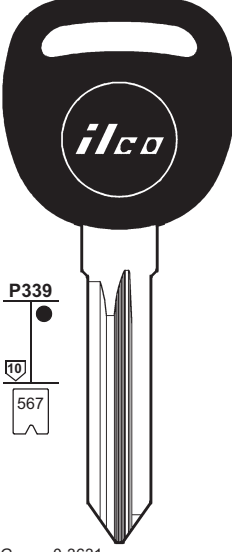
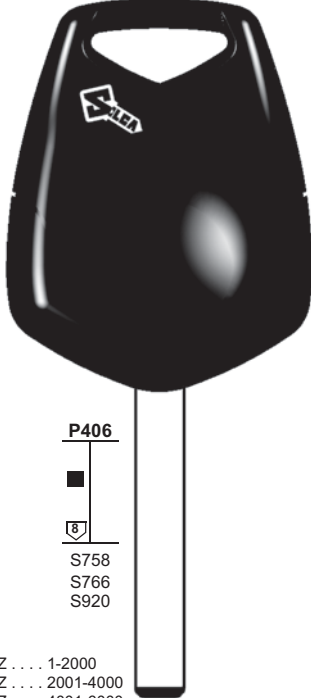















GM39


















GM39EP

BRIGGS & STRATTON - GENERAL MOTORS

PER: 
FOR:

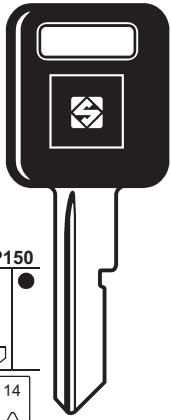
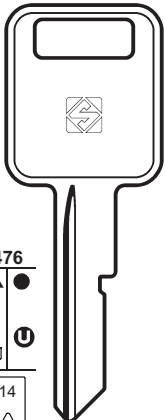
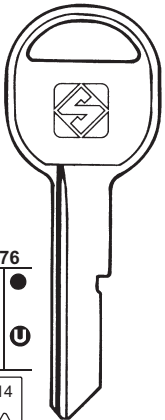

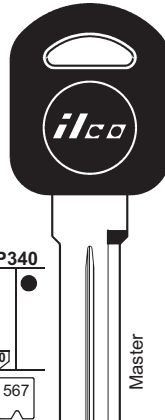








CHEVROLET USA

					
1017	P233	P339	P339	P339	P406
					
Primary	Primary	Master	Valet		
..... AA00-7T51 AA00-7T51	H 1-3988	H 1-3988	G 0-3631	Z 1-2000
..... S000A-S711K S000A-S711K 1-1988 1-1988		Z 2001-4000
	 S000A-S711K S000A-S711K		Z 4001-6000
		O 5000-6999	O 5000-6999		
					
GM40	GM40EP	B99-PT	B100-PT	B111-PT	HU100EHP
					
		B99-PT5	B100-PT5		
BRIGGS & STRATTON - GENERAL MOTORS					HUF

1	2	2a	3	6	71	72	42	43 44a	9b	10b 10c	12	15	A	B	C	D
IGNITION																
																
CAR MAKE/MODEL	FROM	TO	SILCA REF.	TRANSP. TYPE	ID	COPY	ID	COPY	ID	COPY	STP					
	1995	2010	 Ref.		 FAST COPY PLUS RW4 PLUS	 FAST COPY PLUS RW4 PLUS	 FAST COPY RW4	 FAST COPY RW4	 RW3	 RW3						
CHEVROLET USA																
ASTRO VAN	1996	1997	GM39										↔	↔		↔
ASTRO VAN	1996	1997	GM39EP										↔	↔		↔
ASTRO VAN	1996	1997	GM40										↔	↔		↔
ASTRO VAN	1996	1997	GM40EP										↔	↔		↔
AVALANCHE	2001	2006	B100-PT5	MEG	13	Y	13	Y	13	Y						
AVALANCHE	2001	2006	B99-PT5	MEG	13	Y	13	Y	13	Y						
AVALANCHE	2007		B111-PT	PH / CR2	46		46		46			A	↔	↔		↔
CAMARO	2010			PH / CR2	46		46		46				↔	↔	↔	↔
CAMARO	2010		HU100EHP	PH / CR2	46	Y	46	P-BOX	46				↔	↔	↔	↔
CAPRICE	1996	1997		VATS SYS.									GM28R	↔		↔
CAVALIER	1996	1997	GM39										↔	↔		↔
CAVALIER	1996	1997	GM39EP										↔	↔		↔
CAVALIER	1996	1997	GM40										↔	↔		↔
CAVALIER	1996	1997	GM40EP										↔	↔		↔
COBALT	2005		B111-PT	PH / CR2	46		46		46				↔	↔		↔
EQUINOX	2007		B111-PT	PH / CR2	46		46		46			A	↔	↔		↔
EXPRESS	2008		B111-PT	PH / CR2	46		46		46				↔	↔		↔
HHR	2006		B111-PT	PH / CR2	46		46		46			A	↔	↔		↔
IMPALA	2006		B111-PT	PH / CR2	46		46		46				↔	↔		↔
KODIAK 6	1997		GM5CP										GM6DP	↔		↔
KODIAK 6	1997		GM5CP										GM6-OR	↔		↔
KODIAK 6	1997		GM5-OR										GM6DP	↔		↔
KODIAK 6	1997		GM5-OR										GM6-OR	↔		↔
LARGE BLAZER	1996	1997	GM40EP										↔	↔		↔
LARGE BLAZER	1996	1997	GM39										↔	↔		↔
LARGE BLAZER	1996	1997	GM39EP										↔	↔		↔
LARGE BLAZER	1996	1997	GM40										↔	↔		↔
LARGE PICK UP	1996	1997	GM39										↔	↔		↔
LARGE PICK UP	1996	1997	GM39EP										↔	↔		↔
LARGE PICK UP	1996	1997	GM40										↔	↔		↔
LARGE PICK UP	1996	1997	GM40EP										↔	↔		↔
LUMINA	1996	1997		VATS SYS.									GM28R	↔		↔
MALIBU	2004		B111-PT	PH / CR2	46		46		46				↔	↔		↔
MONTECARLO	1996	1997		VATS SYS.									GM28R	↔		↔
MONTECARLO	2000	2005	B100-PT	MEG	13		13		13			A				
MONTECARLO	2000	2005	B99-PT	MEG	13		13		13			A				
MONTECARLO	2000	2005	B100-PT5	MEG	13	Y	13	Y	13	Y						
MONTECARLO	2000	2005	B99-PT5	MEG	13	Y	13	Y	13	Y						
MONTECARLO	2006	2008	B111-PT	PH / CR2	46		46		46				↔	↔		↔

PER: 
FOR:

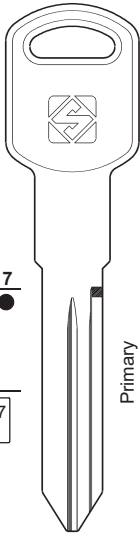
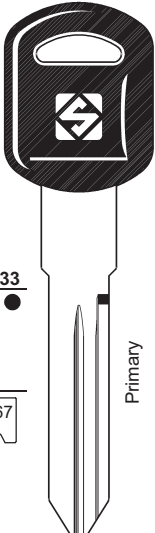
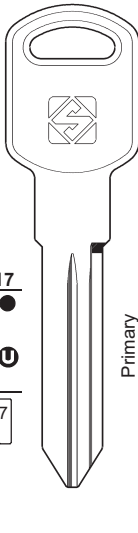
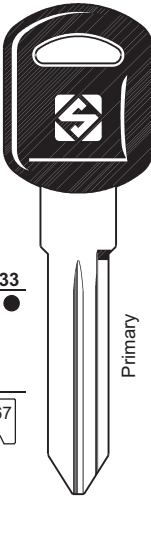




CHEVROLET USA

					
P150 ▲ ● 6 14	476 ▲ ● 6 U 14	476 ▲ ● 6 U 14	P150 ● 6 14	P340 ● 10 567 Master	P339 ● 10 567
E J...000-999 J...000-99.9 K...000-999 K...000-99.9 N...000-999 P...000-999 H...L.00.0-99.9	E J...000-999 J...000-99.9 K...000-999 K...000-99.9 N...000-999 P...000-999 H...L.00.0-99.9	H L...000-999 L...000-99.9 M...000-999 M...000-99.9 S...000-999 U...000-999	H L...000-999 L...000-99.9 M...000-999 M...000-99.9 S...000-999 U...000-999	H...1-3988 ...1-1988 ...S000A-S711K O...5000-6999	G...0-3631
 GM5CP	 GM5-OR	 GM6-OR	 GM6DP	 B97-PT	 B111-PT
				 B97-PT5	

BRIGGS & STRATTON - GENERAL MOTORS

PER: 
FOR:

CHEVROLET USA

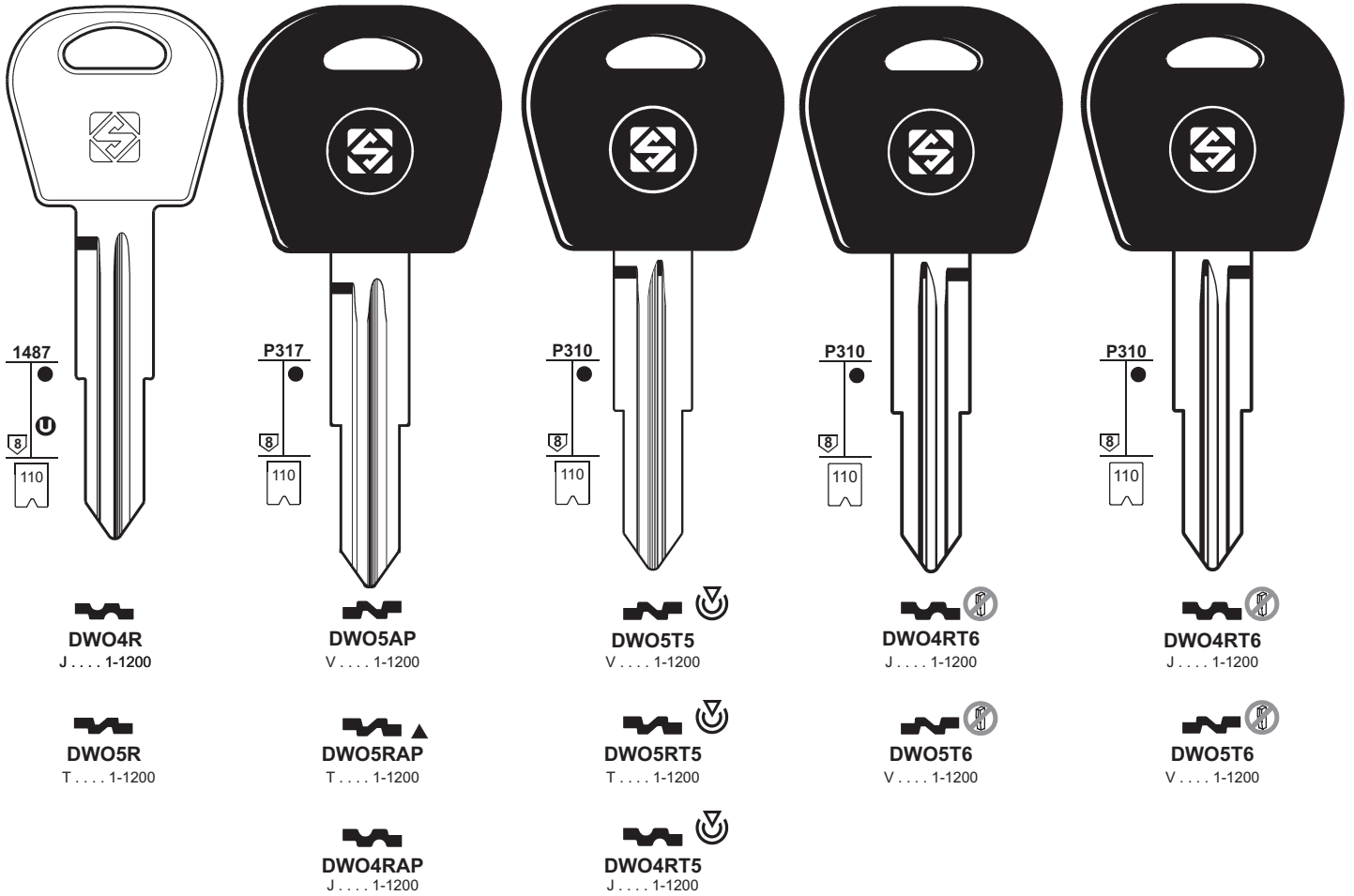
			
1017 ▲ ● 10 567 Primary	P233 ● 10 567 Primary	1017 ▲ ● 10 U 567 Primary	P233 ● 10 567 Primary
 GM39 ... AA00-7T51 ... S000A-S711K	 GM39EP ... AA00-7T51 ... S000A-S711K	 GM40 ... AA00-7T51 ... S000A-S711K	 GM40EP ... AA00-7T51 ... S000A-S711K

BRIGGS & STRATTON - GENERAL MOTORS

1	2	2a	3	6	71	72	42	43 44a	9b	10b 10c	12	15	A	B	C	D
IGNITION																
CAR MAKE/MODEL	FROM	TO	SILCA REF.	TRANSP. TYPE	ID	COPY	ID	COPY	ID	COPY	STP					
	1995	2010	 Ref.		 FAST COPY PLUS RW4 PLUS	 FAST COPY PLUS RW4 PLUS	 FAST COPY RW4	 FAST COPY RW4	 RW3	 RW3						
CHEVROLET USA																
S-10 BLAZER	1996	1997	GM39										↔	↔		↔
S-10 BLAZER	1996	1997	GM39EP										↔	↔		↔
S-10 BLAZER	1996	1997	GM40										↔	↔		↔
S-10 BLAZER	1996	1997	GM40EP										↔	↔		↔
S-10 PICK UP	1996	1997	GM39										↔	↔		↔
S-10 PICK UP	1996	1997	GM39EP										↔	↔		↔
S-10 PICK UP	1996	1997	GM40										↔	↔		↔
S-10 Pick UP	1996	1997	GM40EP										↔	↔		↔
SILVERADO	2007		B111-PT	PH / CR2	46		46		46				↔	↔		↔
SUBURBAN	2007		B111-PT	PH / CR2	46		46		46				↔	↔		↔
TAHOE	2007		B111-PT	PH / CR2	46		46		46			A	↔	↔		↔
TRAILBLAZER	2006		B111-PT	PH / CR2	46		46		46				↔	↔		↔
TRAVERSE	2009		B111-PT	PH / CR2	46		46		46				↔	↔	↔	↔
UPLANDER	2005	2008	B97-PT	MEG	13		13		13			A	↔	↔	↔	↔
VENTURE	1997	1997	GM39										↔	↔		↔
VENTURE	1997	1997	GM39EP										↔	↔		↔
VENTURE	1997	1997	GM40										↔	↔		↔
VENTURE	1997	1997	GM40EP										↔	↔		↔
VENTURE	1999	2002	B97-PT	MEG	13		13		13			A	↔	↔	↔	↔
VENTURE	1999	2002	B97-PT5	MEG	13	Y	13	Y	13	Y			↔	↔	↔	↔
VENTURE	2003	2005	B97-PT	MEG	13		13		13			G	↔	↔	↔	↔
VENTURE	2003	2005	B97-PT5	MEG	13	Y	13	Y	13	Y			↔	↔	↔	↔
WHEELER	1997		GM5CP										GM6DP	↔		↔
WHEELER	1997		GM5CP										GM6-OR	↔		↔
WHEELER	1997		GM5-OR										GM6DP	↔		↔
WHEELER	1997		GM5-OR										GM6-OR	↔		↔

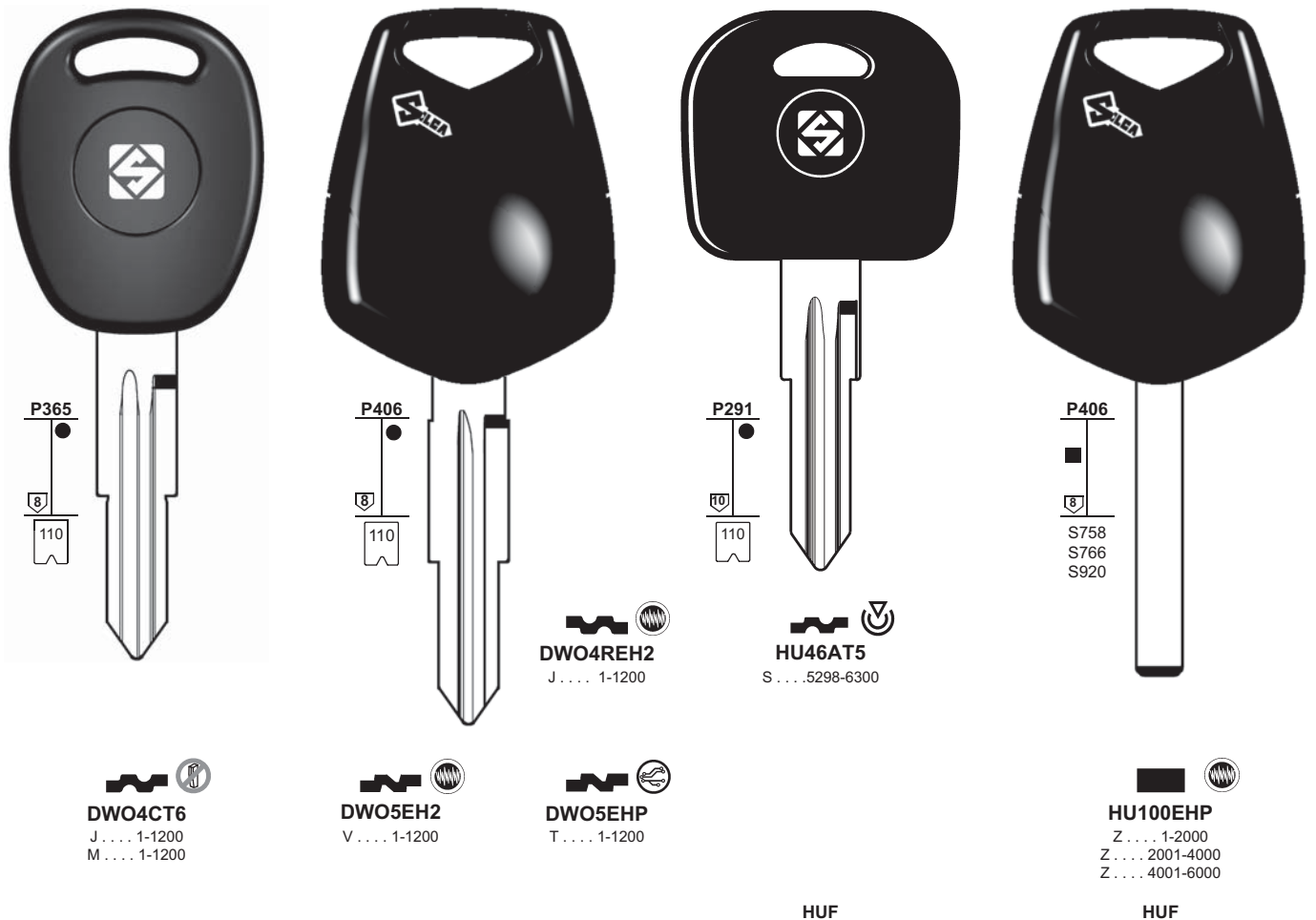
PER: 
FOR:

CHEVROLET - DAEWOO



PER: 
FOR:

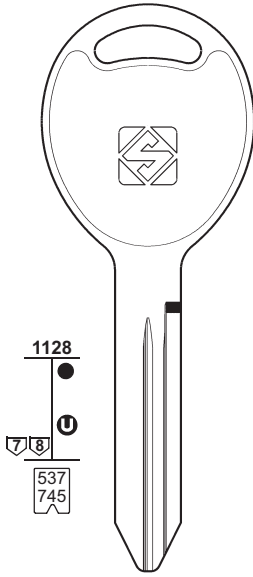
CHEVROLET - DAEWOO




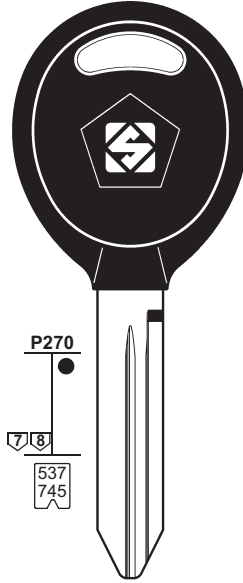
1	2	2a	3	6	71	72	42	43 44a	9b	10b 10c	12	15	A	B	C	D
IGNITION																
CAR MAKE/MODEL	FROM	TO	SILCA REF.	TRANSP. TYPE	ID	COPY	ID	COPY	ID	COPY	STP					
	1995	2010	 Ref.		 FAST COPY PLUS RW4 PLUS	 FAST COPY PLUS RW4 PLUS	 FAST COPY RW4	 FAST COPY RW4	 RW3	 RW3						
CHEVROLET - DAEWOO																
ARANOS	1995	1997	HU46AT5	MEG	13	Y	13	Y	13	Y	M-V		↔	↔	↔	↔
AVEO	2008			MEG / CR	48		48		48				↔			
CAPTIVA	2006			PH / CR2	46		46		46				↔	↔		↔
CAPTIVA	2006		DWO5EHP	PH / CR2	46	Y	46	P-BOX	46				↔	↔		↔
CRUZE	2009			PH / CR2	46		46		46				↔	↔		↔
CRUZE	2009		HU100EHP	PH / CR2	46	Y	46	P-BOX	46				↔	↔		↔
EPICA	2006			TEX / CR	60		60		60				↔	↔		↔
EPICA	2006		DWO5EH2	TEX / CR	60	Y	60	Y	60	PC			↔			↔
EPICA	2008			TEX / CR	XX		XX		XX				↔	↔		↔
EPICA	2008		DWO5EH2	TEX / CR	XX	Y	XX	Y	XX	PC			↔			↔
ESPERO	1995	1997	HU46AT5	MEG	13	Y	13	Y	13	Y	M-V		↔	↔	↔	↔
EVANDA	2003			TEX / CR	60		60		60				↔	↔	↔	↔
EVANDA	2003		DWO5EH2	TEX / CR	60	Y	60	Y	60	PC			↔	↔	↔	↔
KALOS	2002	2006	DWO4RT6	MEG / CR	48		48		48				↔	↔		
LACETTI	2004			TEX / CR	60		60		60				↔	↔	↔	↔
LACETTI	2004		DWO4REH2	TEX / CR	60	Y	60	Y	60	PC			↔	↔	↔	↔
LANOS	1997	2002	DWO5RT5	MEG	13	Y	13	Y	13	Y	M-V		↔	↔	↔	
LANOS	1997	2002	DWO5R										↔	↔	↔	
LANOS	1997	2002	DWO5RAP										↔	↔	↔	
LANOS	2002	2004		MEG / CR	48		48		48				↔	↔	↔	↔
LEGANZA (USA)	2001		DWO5T5	MEG	13	Y	13	Y	13	Y						
LEGANZA	1997	2000	DWO5T5	MEG	13	Y	13	Y	13	Y	M-V		↔	↔	↔	
LEGANZA	1997	2000	DWO5AP										↔	↔	↔	
LEGANZA	2000	2002	DWO5T6	MEG / CR	48		48		48				↔	↔	↔	
LEGANZA	2002			MEG / CR	48		48		48				↔	↔	↔	↔
MATIZ	1998	2000	DWO6BT5	MEG	13	Y	13	Y	13	Y	M-V		↔	↔		
MATIZ	2001	2005	DWO6BT6	MEG / CR	48		48		48				↔	↔		
MATIZ	2006		DWO4CT6	MEG / CR	48		48		48				↔	↔		
NEXIA	1995	1997	HU46AT5	MEG	13	Y	13	Y	13	Y	M-V		↔	↔	↔	↔
NUBIRA SW	2004	2009		TEX / CR	60		60		60				↔	↔		
NUBIRA SW	2004	2009	DWO4REH2	TEX / CR	60	Y	60	Y	60	PC			↔	↔		
NUBIRA	1997	2000	DWO4RT5	MEG	13	Y	13	Y	13	Y	M-V		↔	↔	↔	
NUBIRA	1997	2000	DWO4R										↔	↔	↔	
NUBIRA	1997	2000	DWO4RAP										↔	↔	↔	
NUBIRA	2000	2002	DWO4RT6	MEG / CR	48		48		48				↔	↔		↔
NUBIRA	2002	2006	DWO4CT6	MEG / CR	48		48		48				↔	↔		↔
SPARK	2009			SOK / CR	8E		8E						↔	↔		
TACUMA	2000	2002	DWO4RT6	MEG / CR	48		48		48				↔	↔		↔
TACUMA	2000	2002	DWO4R										↔	↔		↔
TACUMA	2002			MEG / CR	48		48		48				↔	↔	↔	↔

PER: 
FOR:

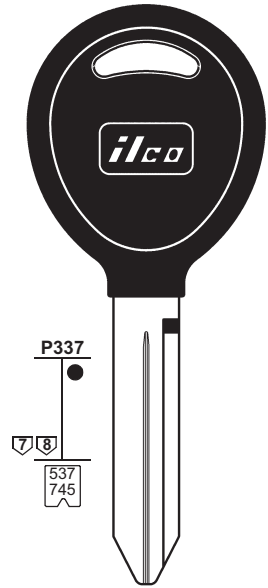
CHRYSLER






CY24
L 1-3580
M 1-2618



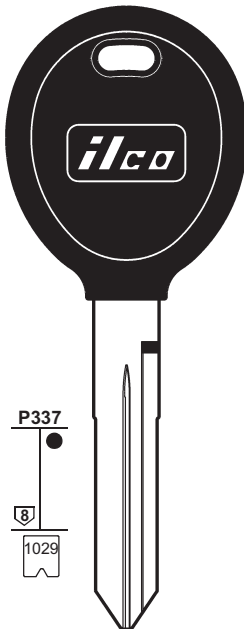

CY24BP
L 1-3580
M 1-2618



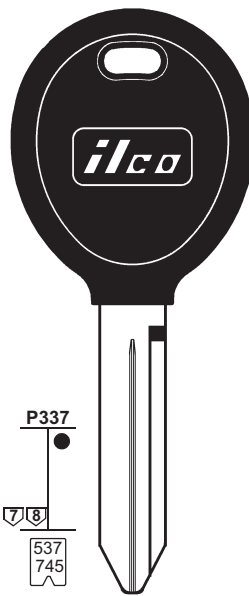
 
Y160-PT
L 1-3580
M 1-2618



PER: 
FOR:

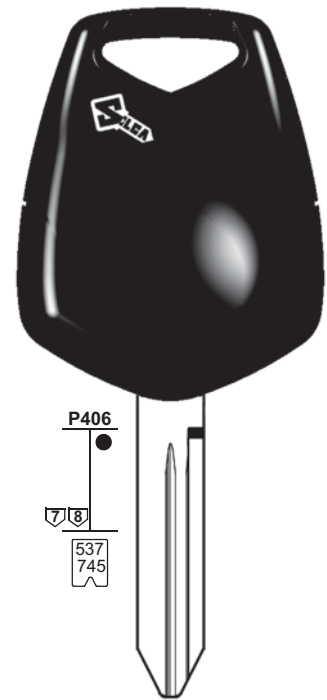
CHRYSLER



 
Y162-PT
M 1-2618





















 
Y164-PT
L 1-3580
M 1-2618




 
CY24EH2
L 1-3580
M 1-2618

 
CY24EHP
L 1-3580
M 1-2618

1	2	2a	3	6	71	72	42	43 44a	9b	10b 10c	12	15	A	B	C	D
								IGNITION 								
CAR MAKE/MODEL 	FROM 1995 	TO 2010 	SILCA REF.  Ref.	TRANSP. TYPE 	ID  FAST COPY PLUS RW4 PLUS	COPY  FAST COPY PLUS RW4 PLUS	ID  FAST COPY RW4	COPY  FAST COPY RW4	ID  RW3	COPY  RW3	STP 					
CHRYSLER																
300	1998	2004	CY24EH2	TEX / CR	64	Y	64	Y	64	PC			↔	↔	↔	↔
300	1999	2004	Y160-PT	TEX / CR	64		64		64			F	↔	↔	↔	↔
300	2005	2008	Y164-PT	PH / CR2	46		46		46				↔	↔	↔	↔
300	2005	2008	CY24EHP	PH / CR2	46	Y	46	P-BOX	46				↔	↔	↔	↔
300	2008			PH / CR2	46		46		46							
ASPEN	2007		Y164-PT	PH / CR2	46		46		46			F	↔	↔	↔	↔
ASPEN	2007		CY24EHP	PH / CR2	46	Y	46	P-BOX	46				↔	↔	↔	↔
CIRRUS Convertible	2001		CY24EH2	TEX / CR	64	Y	64	Y	64	PC			↔	↔	↔	↔
CIRRUS Convertible	2001		Y160-PT	TEX / CR	64		64		64			F	↔	↔	↔	↔
CIRRUS SEDAN	2001		CY24EH2	TEX / CR	64	Y	64	Y	64	PC			↔	↔	↔	↔
CIRRUS SEDAN	2001		Y160-PT	TEX / CR	64		64		64			F	↔	↔	↔	↔
CIRRUS	1999	2000	CY24EH2	TEX / CR	64	Y	64	Y	64	PC			↔	↔	↔	↔
CIRRUS	1999	2000	Y160-PT	TEX / CR	64		64		64			F	↔	↔	↔	↔
CONCORDE	1998	2004	CY24EH2	TEX / CR	64	Y	64	Y	64	PC			↔	↔	↔	↔
CONCORDE	1998	2004	Y160-PT	TEX / CR	64		64		64			F	↔	↔	↔	↔
CROSSFIRE	2004			PH	33		33		33							
GRAND VOYAGER	1996	1997	CY24										↔	↔		↔
GRAND VOYAGER	1996	1997	CY24BP										↔	↔		↔
LHS	1999	2004	CY24EH2	TEX / CR	64	Y	64	Y	64	PC			↔	↔	↔	↔
LHS	1999	2004	Y160-PT	TEX / CR	64		64		64			F	↔	↔	↔	↔
NEON	2000	2005	CY24EH2	TEX / CR	64	Y	64	Y	64	PC			↔	↔	↔	↔
NEON	2000	2005	Y160-PT	TEX / CR	64		64		64			F	↔	↔		↔
NEW YORKER	1999	2004	CY24EH2	TEX / CR	64	Y	64	Y	64	PC			↔	↔	↔	↔
NEW YORKER	1999	2004	Y160-PT	TEX / CR	64		64		64			F	↔	↔	↔	↔
PACIFICA	2004	2008	Y164-PT	PH / CR2	46		46		46				↔	↔		↔
PACIFICA	2004	2008	CY24EHP	PH / CR2	46	Y	46	P-BOX	46				↔	↔		↔
PT CRUISER LE	2001	2005	CY24EH2	TEX / CR	64	Y	64	Y	64	PC			↔	↔	↔	↔
PT CRUISER LE	2001	2005	Y160-PT	TEX / CR	64		64		64			F	↔	↔	↔	↔
PT CRUISER	2001	2005	CY24EH2	TEX / CR	64	Y	64	Y	64	PC			↔	↔	↔	↔
PT CRUISER	2001	2005	Y160-PT	TEX / CR	64		64		64			F	↔	↔	↔	↔
PT CRUISER	2006		Y164-PT	PH / CR2	46		46		46				↔	↔	↔	↔
SEBRING CONVERT	2001	2006	CY24EH2	TEX / CR	64	Y	64	Y	64	PC			↔	↔	↔	↔
SEBRING CONVERT	2001	2006	Y160-PT	TEX / CR	64		64		64			F	↔	↔	↔	↔
SEBRING CONVERT	2008		Y164-PT	PH / CR2	46		46		46				↔	↔	↔	↔
SEBRING CONVERT	2008		CY24EHP	PH / CR2	46	Y	46	P-BOX	46				↔	↔	↔	↔
SEBRING COUPE'	2001	2005	Y162-PT	TEX / CR	60		60		60				↔	↔	↔	↔
SEBRING SEDAN	1998	2006	Y160-PT	TEX / CR	64		64		64			F	↔	↔	↔	↔
SEBRING SEDAN	1999	2006	CY24EH2	TEX / CR	64	Y	64	Y	64	PC			↔	↔	↔	↔
SEBRING	2007		Y164-PT	PH / CR2	46		46		46				↔	↔		↔

PER: 
FOR: 

CHRYSLER

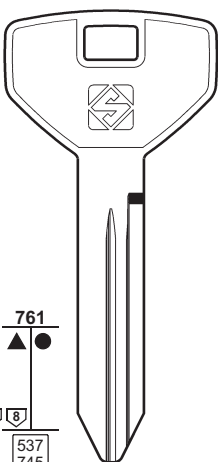


132
▲ ●
5
142



HD1

C . . . 500-699
H . . . 601-1100
A . . . 201-1050
HM . . . 201-1050

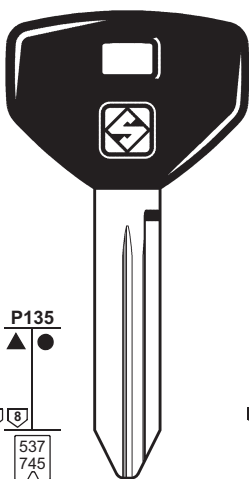


761
▲ ●
7 8
537
745



CY22

L . . . 1-3580
FL . . . 1-262
M . . . 1-2618

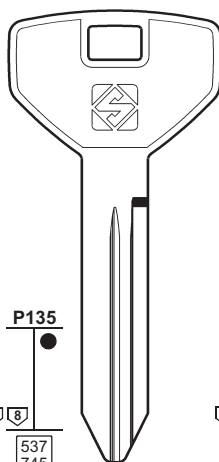


P135
▲ ●
7 8
537
745



CY22P

L . . . 1-3580
FL . . . 1-262
M . . . 1-2618

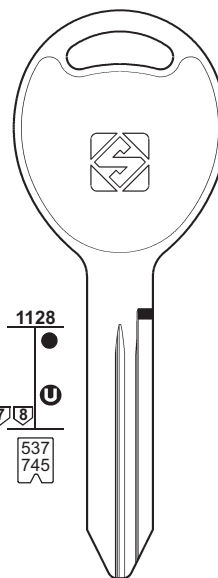


P135
●
7 8
537
745



CY23

L . . . 1-3580
M . . . 1-2618

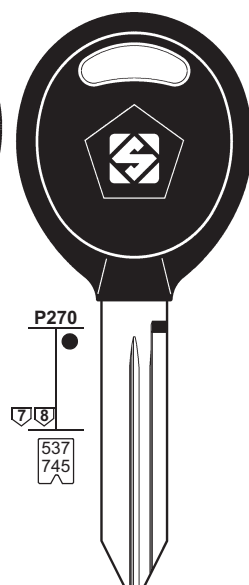


1128
●
7 8
537
745



CY24

L . . . 1-3580
M . . . 1-2618



P270
●
7 8
537
745



CY24BP

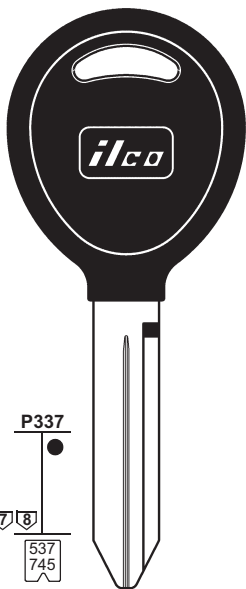
L . . . 1-3580
M . . . 1-2618

HUDSON

BRIGGS & STRATTON

PER: 
FOR: 

CHRYSLER

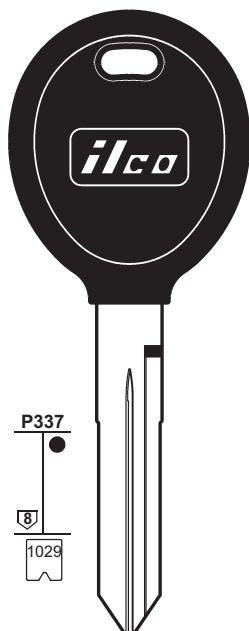


P337
●
7 8
537
745



Y160-PT

L . . . 1-3580
M . . . 1-2618

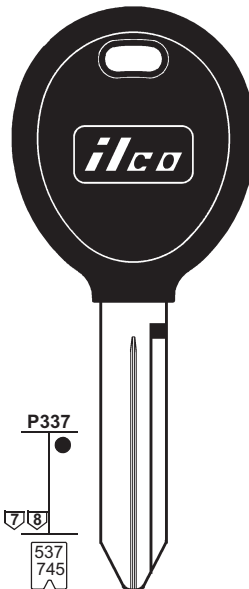


P337
●
8
1029



Y162-PT

M . . . 1-2618

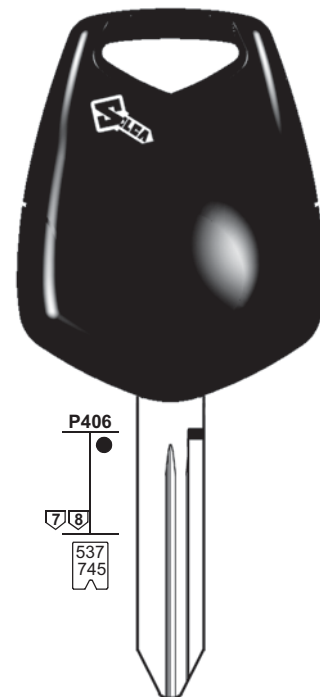


P337
●
7 8
537
745



Y164-PT

L . . . 1-3580
M . . . 1-2618



P406
●
7 8
537
745



CY24EH2

L . . . 1-3580
M . . . 1-2618



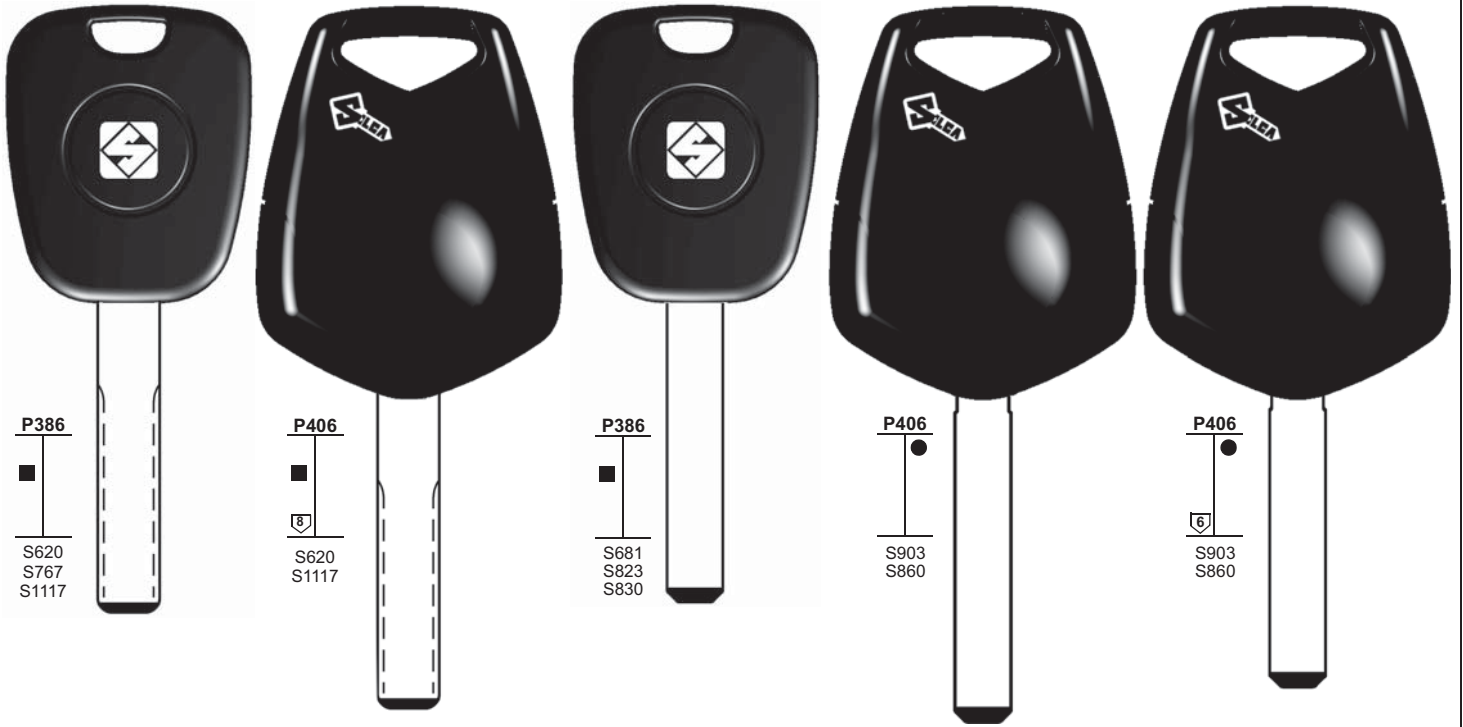
CY24EHP

L . . . 1-3580
M . . . 1-2618

1	2	2a	3	6	71	72	42	43 44a	9b	10b 10c	12	15	A	B	C	D
IGNITION																
CAR MAKE/MODEL	FROM	TO	SILCA REF.	TRANSP. TYPE	ID	COPY	ID	COPY	ID	COPY	STP					
	1995	2010	 Ref.		 FAST COPY PLUS RW4 PLUS	 FAST COPY PLUS RW4 PLUS	 FAST COPY RW4	 FAST COPY RW4	 RW3	 RW3						
CHRYSLER																
SEBRING	2007		CY24EHP	PH / CR2	46	Y	46	P-BOX	46				↔	↔	↔	↔
SOME MODELS	1996	1997	CY24										↔	↔		↔
SOME MODELS	1996	1997	CY24BP										↔	↔		↔
STRATUS 2 DR.	2001	2005	Y162-PT	TEX / CR	60		60		60				↔	↔		↔
STRATUS	1995	1999											↔	↔		CY22P
STRATUS	1995	1999											↔	↔	HD1	
STRATUS	1995	1999	CY23										↔			
STRATUS	1995	1999	CY23										↔	↔	HD1	
STRATUS	1995	1999	CY22P										↔	↔		↔
STRATUS	1995	1999	CY22P										↔	↔	HD1	
STRATUS	1998	2006	CY24EH2	TEX / CR	64	Y	64	Y	64	PC			↔	↔	↔	↔
STRATUS	1998	2006	Y160-PT	TEX / CR	64		64		64			F	↔	↔		↔
TOWN & COUNTRY	2001	2004	CY24EH2	TEX / CR	64	Y	64	Y	64	PC			↔	↔	↔	↔
TOWN & COUNTRY	2001	2004	Y160-PT	TEX / CR	64		64		64			F	↔	↔	↔	↔
TOWN & COUNTRY	2004	2007	Y164-PT	PH / CR2	46		46		46				↔	↔		↔
TOWN & COUNTRY	2004	2007	CY24EHP	PH / CR2	46	Y	46	P-BOX	46				↔	↔		↔
TOWN & COUNTRY	2008			PH / CR2	46		46		46				↔	↔		↔
VIPER	1995												↔	↔		CY22
VIPER	1995												↔	↔	HD1	
VIPER	1995		CY23										↔			
VIPER	1995		CY23										↔	↔	HD1	
VIPER	1995		CY22P										↔	↔		↔
VIPER	1995		CY22P										↔	↔	HD1	
VISION	1995	1998											↔	↔		CY22
VISION	1995	1998											↔	↔	HD1	
VISION	1995	1998	CY23										↔			
VISION	1995	1998	CY23										↔	↔	HD1	
VISION	1995	1998	CY22P										↔	↔		↔
VISION	1995	1998	CY22P										↔	↔	HD1	
VISION	1998		CY24EH2	TEX / CR	64	Y	64	Y	64	PC			↔	↔	↔	↔
VISION	1998		Y160-PT	TEX / CR	64		64		64				↔	↔		↔
VOYAGER	1995	1998											↔	↔		↔
VOYAGER	1995	1998											↔		HD1	
VOYAGER	1995	1998	CY23										↔		HD1	
VOYAGER	1995	1998	CY22P										↔	↔		↔
VOYAGER	1995	1998	CY22P										↔		HD1	
VOYAGER	1998	2003	Y160-PT	TEX / CR	64		64		64			F	↔	↔		↔
VOYAGER	2004		CY24EHP	PH / CR2	46	Y	46	P-BOX	46				↔	↔	↔	↔
VOYAGER	2004			PH / CR2	46		46		46				↔	↔	↔	↔

PER: 
FOR:

CITROËN



P386

S620
S767
S1117

P406

S620
S1117

P386

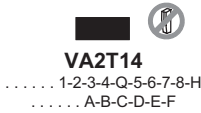
S681
S823
S830

P406

S903
S860

P406

S903
S860



HUF - VALEO


HUF - VALEO

VALEO

VALEO

PER: 
FOR:

CITROËN



P196

M-N-P-R-S

P247

431
632

P196

431
632

P315

431
632

P406

431
632

0111111-628888
..... H
0111111-628888
63/99 1-2-4-6-8
63/99 H 1-2-4-6-8

0111111-628888
..... H
0111111-628888
63/99 1-2-4-6-8
63/99 H 1-2-4-6-8



0111111-628888
..... H
0111111-628888
63/99 1-2-4-6-8
63/99 H 1-2-4-6-8



NEIMAN



SIMPLEX



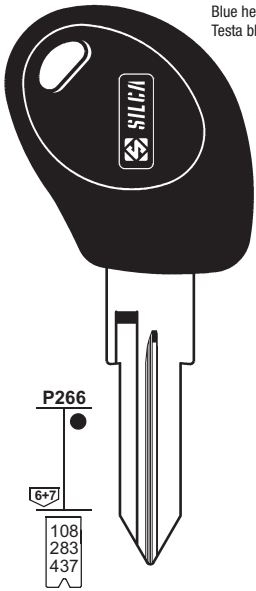
SIMPLEX



1	2	2a	3	6	71	72	42	43 44a	9b	10b 10c	12	15	A	B	C	D
IGNITION																
CAR MAKE/MODEL	FROM	TO	SILCA REF.	TRANSP. TYPE	ID	COPY	ID	COPY	ID	COPY	STP					
	1995	2010	 Ref.		 FAST COPY PLUS RW4 PLUS	 FAST COPY PLUS RW4 PLUS	 FAST COPY RW4	 FAST COPY RW4	 RW3	 RW3						
CITROËN																
AX	1994	1994	NE72LP										↔	↔		↔
AX	1995	1997	SX9GP										↔	↔		↔
BERLINGO [SB]	1998	2001	SX9T5	PH	33	Y	33	Y	33	Y	G-C		↔	↔	↔	
BERLINGO [SV]	1998	2001	SX9T5	PH	33	Y	33	Y	33	Y	G-V		↔	↔	↔	
BERLINGO	1997	1998	SX9CP										↔	↔	↔	
BERLINGO	2001	2002	SX9T14	PH / CR2	46		46		46				↔	↔	↔	
BERLINGO	2001	2002	SX9EHP	PH / CR2	46	Y	46	P-BOX	46				↔	↔	↔	
BERLINGO	2002		VA6EHP	PH / CR2	46	Y	46	P-BOX	46				↔	↔	↔	↔
BERLINGO	2002		VA2T14	PH / CR2	46		46		46				↔	↔	↔	↔
C1	2004			TEX / CR	70		70		67				↔	↔		↔
C1	2004		VA2EH2	TEX / CR	70	Y	70	Y	67	PC			↔	↔		↔
C2	2003		VA2T14	PH / CR2	46		46		46				↔	↔	↔	↔
C2	2003		VA6EHP	PH / CR2	46	Y	46	P-BOX	46				↔	↔	↔	↔
C3 PICASSO	2008		VA6EHP	PH / CR2	46	Y	46	P-BOX	46				↔	↔	↔	↔
C3	2002		VA2T14	PH / CR2	46		46		46				↔	↔	↔	↔
C3	2002		VA6EHP	PH / CR2	46	Y	46	P-BOX	46				↔	↔	↔	↔
C4 PICASSO	2006		HU83T14	PH / CR2	46		46		46				↔	↔		↔
C4 PICASSO	2006		HU83EHP	PH / CR2	46	Y	46	P-BOX	46				↔	↔		↔
C4	2005		VA2T14	PH / CR2	46		46		46				↔	↔	↔	↔
C4	2005		VA6EHP	PH / CR2	46	Y	46	P-BOX	46				↔	↔	↔	↔
C5	2000	2004	SX9EHP	PH / CR2	46	Y	46	P-BOX	46				↔			↔
C5	2001	2005	SX9T14	PH / CR2	46		46		46				↔			↔
C5	2006	2008	VA2T14	PH / CR2	46		46		46				↔	↔	↔	↔
C5	2006	2008	VA6EHP	PH / CR2	46	Y	46	P-BOX	46				↔	↔	↔	↔
C5	2008			PH / CR2	46		46		46				↔			
C5	2008		HU83EHP	PH / CR2	46	Y	46	P-BOX	46				↔			
C6	2006		VA2T14	PH / CR2	46		46		46				↔	↔	↔	↔
C6	2006		VA6EHP	PH / CR2	46	Y	46	P-BOX	46				↔	↔	↔	↔
C8	2002		HU83T14	PH / CR2	46		46		46				↔			↔
C8	2002		HU83EHP	PH / CR2	46	Y	46	P-BOX	46				↔			↔
C-CROSSER	2007			PH / CR2	46		46		46				↔			

PER: 
FOR:

CITROËN



Blue head
Testa blu

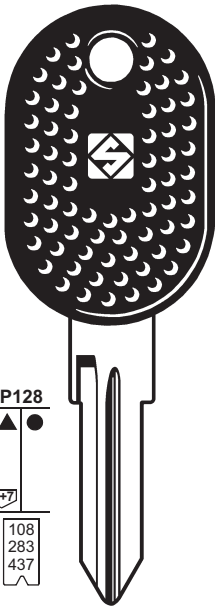
P266

6+7
108
283
437



GT10BT5

..... 3001-4000
..... 6001-7000
J 3001-6732
N 6001-7000
V 1-3056
V 5001-8058
AB 6001-6891



P128

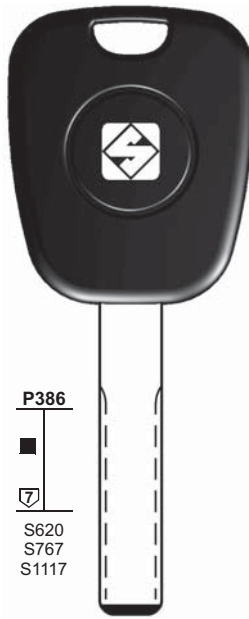
6+7
108
283
437



GT10P

..... 3001-4000
..... 6001-7000
J 3001-6732
N 6001-7000
V 1-3056
V 5001-8058
AB 6001-6891

GILOBERT - TRW SIPEA



P386

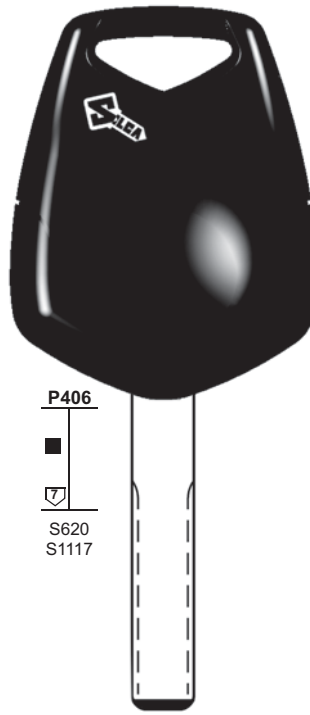
7
S620
S767
S1117



HU83T14

..... 1-2000

HUF - VALEO



P406

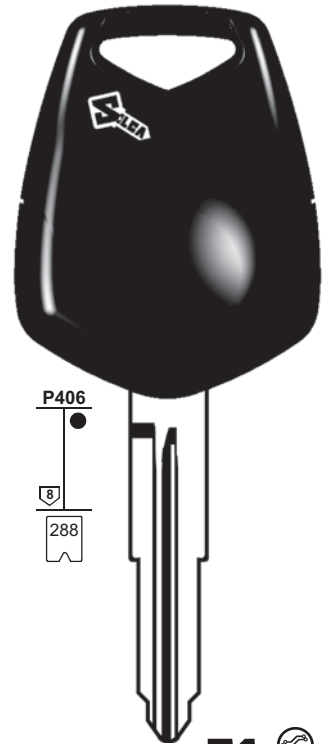
7
S620
S1117



HU83EHP

..... 1-2000

HUF - VALEO



P406

8
288



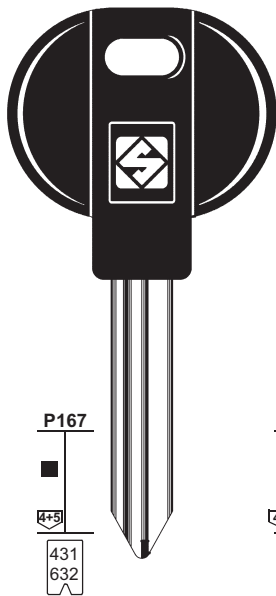
MIT11REHP

..... 30010-32009

GILOBERT - TRW SIPEA

PER: 
FOR:

CITROËN



P167

4+5
431
632



SX9AP

SIMPLEX



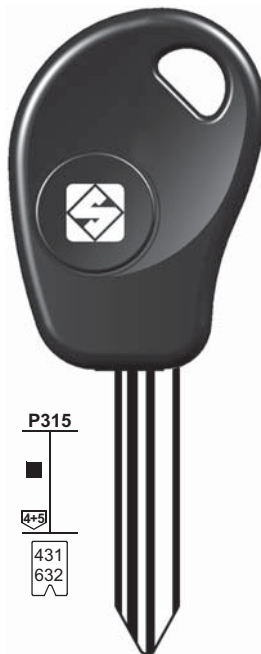
P247

4+5
431
632



SX9CP

SIMPLEX



P315

4+5
431
632



SX9T14

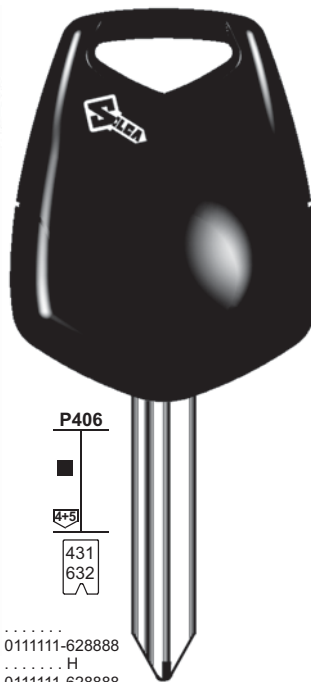


SX9T6



SX9T5

SIMPLEX



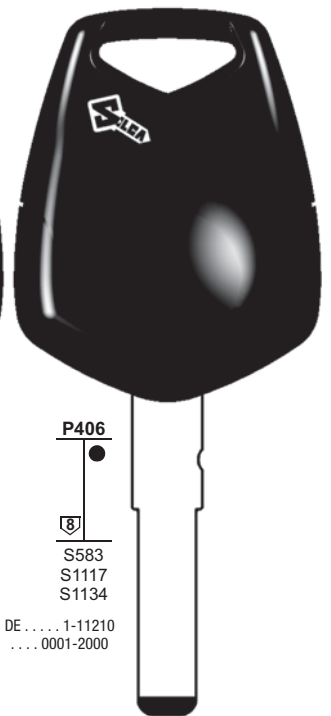
P406

4+5
431
632



SX9EHP

SIMPLEX



P406

8
S583
S1117
S1134



SIP22EHP

GILOBERT - TRW SIPEA

DE 1-11210
..... 0001-2000

0111111-62888
..... H
0111111-62888

63/99 1-2-4-6-8
63/99 H 1-2-4-6-8

0111111-62888
..... H
0111111-62888

63/99 1-2-4-6-8
63/99 H 1-2-4-6-8

0111111-62888
..... H
0111111-62888

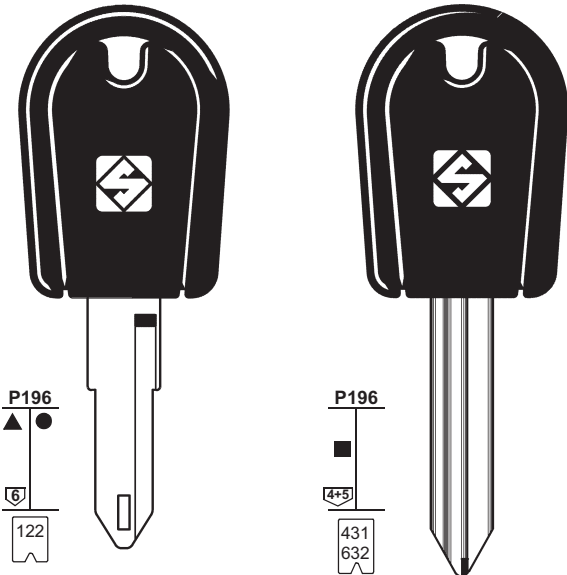
63/99 1-2-4-6-8
63/99 H 1-2-4-6-8

1	2	2a	3	6	71	72	42	43 44a	9b	10b 10c	12	15	A	B	C	D
IGNITION																
CAR MAKE/MODEL	FROM	TO	SILCA REF.	TRANSP. TYPE	ID	COPY	ID	COPY	ID	COPY	STP					
	1995	2010	 Ref.		 FAST COPY PLUS RW4 PLUS	 FAST COPY PLUS RW4 PLUS	 FAST COPY RW4	 FAST COPY RW4	 RW3	 RW3						
CITROËN																
C-CROSSER	2007		MIT11REHP	PH / CR2	46	Y	46	P-BOX	46				↔			
DISPATCH	2002	2006	SX9T14	PH / CR2	46		46		46				↔	↔	↔	↔
DISPATCH	2002	2006	SX9EHP	PH / CR2	46	Y	46	P-BOX	46				↔	↔		↔
DISPATCH	2007		HU83T14	PH / CR2	46		46		46				↔	↔		↔
DISPATCH	2007		HU83EHP	PH / CR2	46	Y	46	P-BOX	46				↔	↔		↔
EVASION [SB]	1998	2002	SX9T5	PH	33	Y	33	Y	33	Y	G-C		↔	↔	↔	↔
EVASION [SC]	1998	2002	SX9T5	PH	33	Y	33	Y	33	Y	G-C		↔	↔	↔	↔
EVASION	1994	1997	SX9CP										↔	↔		↔
JUMPER	1996	1999	GT10P										↔	↔	↔	↔
JUMPER	1996	2001	GT10BT5	MEG	13	Y	13	Y	13	Y	Meg	S1	↔	↔	↔	↔
JUMPER	2001	2005		MEG / CR	48		48		48							
JUMPER	2006			PH / CR2	46		46		46				↔	↔	↔	↔
JUMPER	2006		SIP22EHP	PH / CR2	46	Y	46	P-BOX	46				↔	↔	↔	↔
JUMPY	1998	2001	SX9T5	PH	33	Y	33	Y	33	Y	G-C		↔	↔		↔
JUMPY	2002	2006	SX9T14	PH / CR2	46		46		46				↔	↔	↔	↔
JUMPY	2002	2006	SX9EHP	PH / CR2	46	Y	46	P-BOX	46				↔	↔		↔
JUMPY	2007		HU83T14	PH / CR2	46		46		46				↔	↔		↔
JUMPY	2007		HU83EHP	PH / CR2	46	Y	46	P-BOX	46				↔	↔		↔
NEMO	2008			PH / CR2	46		46		46				↔			
NEMO	2008		SIP22EHP	PH / CR2	46	Y	46	P-BOX	46				↔			
RELAY	1996	2001	GT10BT5	MEG	13	Y	13	Y	13	Y	Meg	S1	↔	↔	↔	↔
RELAY	2002	2005		MEG / CR	48		48		48				↔	↔	↔	↔
RELAY	2006			PH / CR2	46		46		46				↔	↔	↔	↔
RELAY	2006		SIP22EHP	PH / CR2	46	Y	46	P-BOX	46				↔	↔	↔	↔
SAXO	1996	1997	SX9AP										↔	↔	↔	
SAXO	1998	2000	SX9T5	PH	33	Y	33	Y	33	Y	G-V		↔	↔	↔	↔
SAXO	2000	2003	SX9T14	PH / CR2	46		46		46							
SAXO	2000	2003	SX9EHP	PH / CR2	46	Y	46	P-BOX	46				↔			
XANTIA	1998	1999	SX9T5	PH	33	Y	33	Y	33	Y	G-C		↔	↔		↔
XANTIA	1999	2001	SX9T6	MEG / CR	48		48		48							
XSARA [SB]	1998	2001	SX9T5	PH	33	Y	33	Y	33	Y	G-C		↔	↔	↔	↔
XSARA [SC]	1998	2001	SX9T5	PH	33	Y	33	Y	33	Y	G-C		↔	↔	↔	↔
XSARA PICASSO	2000	2006	SX9T14	PH / CR2	46		46		46							
XSARA PICASSO	2000	2006	SX9EHP	PH / CR2	46	Y	46	P-BOX	46							
XSARA	2001	2006	SX9EHP	PH / CR2	46	Y	46	P-BOX	46							
XSARA	2001	2006	SX9T14	PH / CR2	46		46		46							

PER: 
FOR:

CITROËN

DAIHATSU



P196
▲ ●
6
122

P196
■
4+5
431
632

M-N-P-R-S

0111111-62888
.....H
0111111-62888
63/99 1-2-4-6-8
63/99 H 1-2-4-6-8



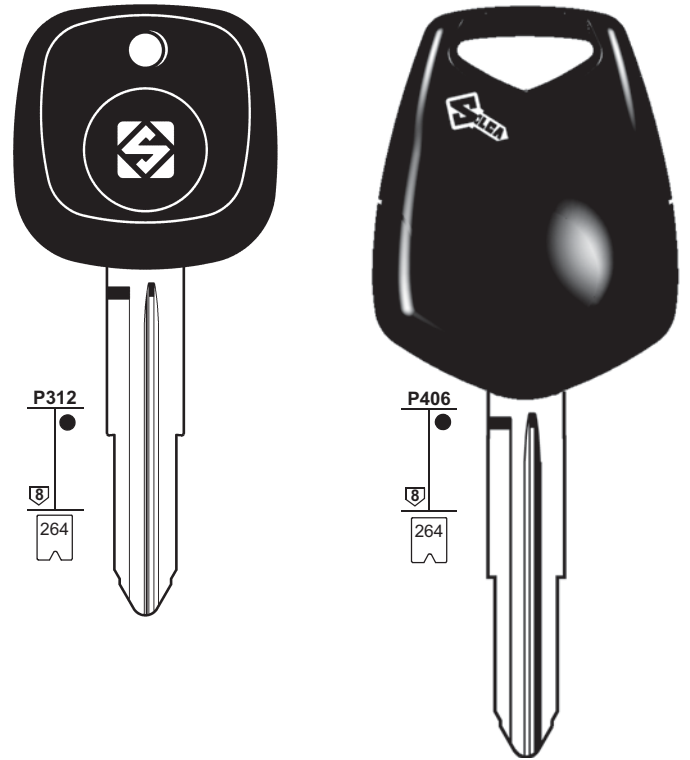
NE72LP



SX9GP

NEIMAN

SIMPLEX



P312
●
8
264

P406
●
8
264



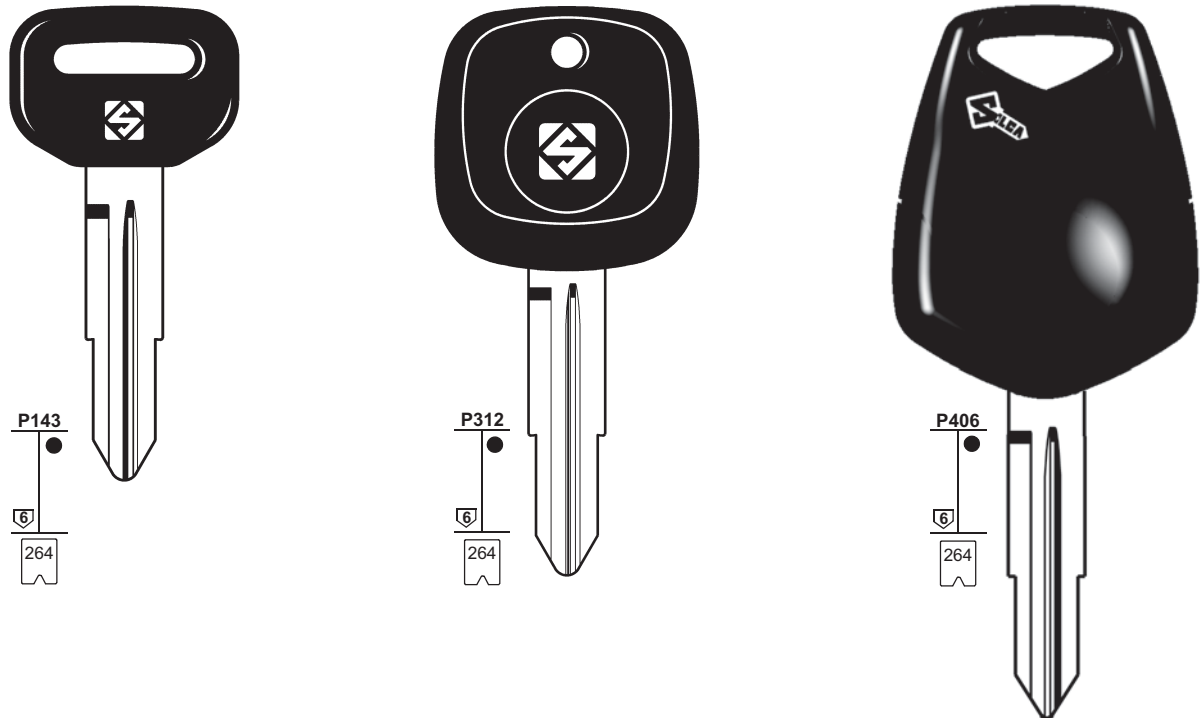
DH4RT4
D.... 1-3000



DH4REH2
D.... 1-3000

PER: 
FOR:

DAIHATSU



P143
●
6
264

P312
●
6
264

P406
●
6
264


DH5RP
D.... 3001-4000

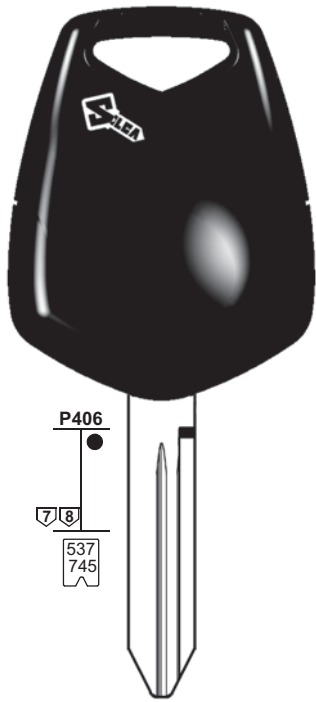

DH5RT4
D.... 3001-4000


DH5REH2
D.... 3001-4000

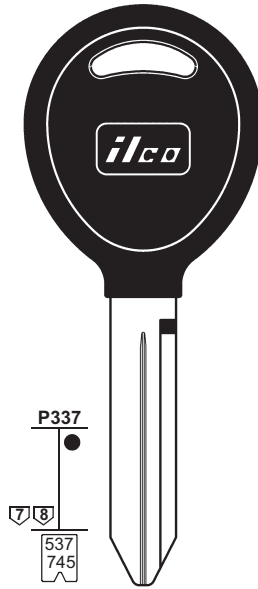
1	2	2a	3	6	71	72	42	43 44a	9b	10b 10c	12	15	A	B	C	D
IGNITION																
CAR MAKE/MODEL	FROM	TO	SILCA REF.	TRANSP. TYPE	ID	COPY	ID	COPY	ID	COPY	STP					
	1995	2010	 Ref.		 FAST COPY PLUS RW4 PLUS	 FAST COPY PLUS RW4 PLUS	 FAST COPY RW4	 FAST COPY RW4	 RW3	 RW3						
CITROËN																
ZX	1994	1994	NE72LP										↔	↔		↔
ZX	1995	1997	SX9GP										↔	↔		↔
DAIHATSU																
CHARADE	1998	2004	DH4RT4	TEXAS	4C		4C		4C				↔	↔	↔	↔
CHARADE	1998	2004	DH4REH2	TEXAS	4C	Y	4C	Y	4C	Y			↔	↔	↔	↔
COPEN	2002		DH4RT4	TEXAS	4C		4C		4C				↔	↔		
COPEN	2002		DH4REH2	TEXAS	4C	Y	4C	Y	4C	Y			↔	↔		
CUORE	1995	1998	DH5RP										↔	↔	↔	↔
CUORE	1998	2006	DH4REH2	TEXAS	4C	Y	4C	Y	4C	Y			↔	↔	↔	↔
CUORE	1998	2006	DH5REH2	TEXAS	4C	Y	4C	Y	4C	Y			↔	↔	↔	↔
CUORE	1998	2006	DH4RT4	TEXAS	4C		4C		4C				↔	↔	↔	↔
CUORE	1998	2006	DH5RT4	TEXAS	4C		4C		4C				↔	↔	↔	↔
CUORE	2007			TEX / CR	67		67		67				↔	↔		
CUORE	2007		DH4REH2	TEX / CR	67	Y	67	Y	67	PC			↔			
FEROZA	1995	1998	DH4RT4	TEXAS	4C		4C		4C				↔	↔	↔	↔
FEROZA	1995	1998	DH4REH2	TEXAS	4C	Y	4C	Y	4C	Y			↔	↔	↔	↔
MATERIA	2006			TEX / CR	67		67		67				↔	↔		
MATERIA	2006		DH4REH2	TEX / CR	67	Y	67	Y	67	PC			↔			
MOVE	1997	2002	DH5REH2	TEXAS	4C	Y	4C	Y	4C	Y			↔	↔	↔	↔
MOVE	1997	2002	DH5RT4	TEXAS	4C		4C		4C				↔	↔	↔	
SIRION	1998	2004	DH4REH2	TEXAS	4C	Y	4C	Y	4C	Y			↔	↔	↔	↔
SIRION	1998	2004	DH4RT4	TEXAS	4C		4C		4C				↔	↔	↔	
SIRION	2005			TEX / CR	67		67		67				↔	↔		
SIRION	2005		DH4REH2	TEX / CR	67	Y	67	Y	67	PC			↔			
TERIOS	1997	2005	DH4REH2	TEXAS	4C	Y	4C	Y	4C	Y			↔	↔	↔	↔
TERIOS	1997	2005	DH4RT4	TEXAS	4C		4C		4C				↔	↔	↔	
TERIOS	2006			TEX / CR	67		67		67				↔	↔		
TERIOS	2006		DH4REH2	TEX / CR	67	Y	67	Y	67	PC			↔			
TREVIS	2007			TEX / CR	67		67		67				↔	↔		
TREVIS	2007		DH4REH2	TEX / CR	67	Y	67	Y	67	PC			↔			
YRV	2000	2005	DH4RT4	TEXAS	4C		4C		4C				↔	↔	↔	↔
YRV	2000	2005	DH4REH2	TEXAS	4C	Y	4C	Y	4C	Y			↔	↔	↔	↔


PER: 
FOR:

DODGE





CY24EH2
L 1-3580
M 1-2618



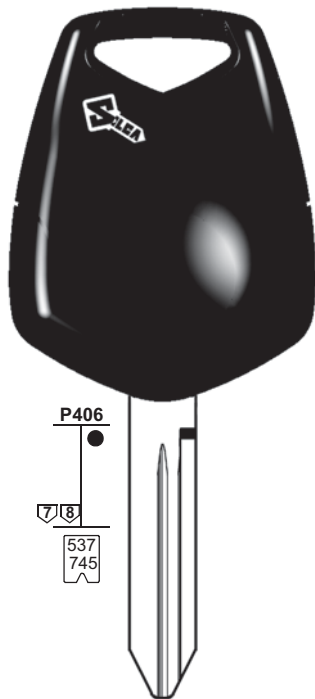

Y160-PT
L 1-3580
M 1-2618



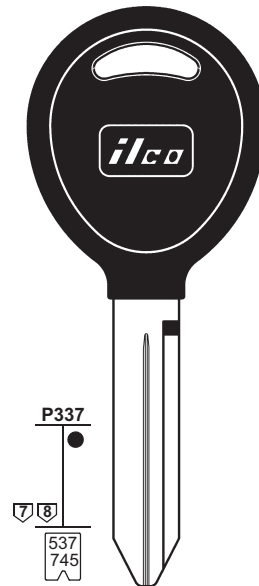

Y164-PT
L 1-3580
M 1-2618

PER: 
FOR:

EAGLE




CY24EH2
L 1-3580
M 1-2618

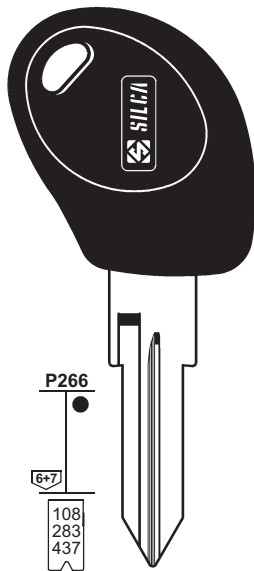



Y160-PT
L 1-3580
M 1-2618

1	2	2a	3	6	71	72	42	43 44a	9b	10b 10c	12	15	A	B	C	D
IGNITION																
CAR MAKE/MODEL	FROM	TO	SILCA REF.	TRANSP. TYPE	ID	COPY	ID	COPY	ID	COPY	STP					
	1995	2010	 Ref.		 FAST COPY PLUS RW4 PLUS	 FAST COPY PLUS RW4 PLUS	 FAST COPY RW4	 FAST COPY RW4	 RW3	 RW3						
DODGE																
AVENGER	2008		Y164-PT	PH / CR2	46		46		46				↔	↔	↔	↔
AVENGER	2008		CY24EHP	PH / CR2	46	Y	46	P-BOX	46				↔	↔	↔	↔
CALIBER	2007		Y164-PT	PH / CR2	46		46		46				↔	↔		↔
CALIBER	2007		CY24EHP	PH / CR2	46	Y	46	P-BOX	46				↔	↔		↔
CARAVAN	2001	2003	CY24EH2	TEX / CR	64	Y	64	Y	64	PC			↔	↔	↔	↔
CARAVAN	2001	2003	Y160-PT	TEX / CR	64		64		64		F		↔	↔	↔	↔
CARAVAN	2004	2007	Y164-PT	PH / CR2	46		46		46				↔	↔	↔	↔
CARAVAN	2004	2007	CY24EHP	PH / CR2	46	Y	46	P-BOX	46				↔	↔	↔	↔
CARAVAN	2008			PH / CR2	46		46		46							
CHARGER	2005	2008	Y164-PT	PH / CR2	46		46		46				↔	↔	↔	↔
CHARGER	2005	2008	CY24EHP	PH / CR2	46	Y	46	P-BOX	46				↔	↔	↔	↔
CHARGER	2008			PH / CR2	46		46		46							
DAKOTA	2001	2004	CY24EH2	TEX / CR	64	Y	64	Y	64	PC			↔	↔	↔	↔
DAKOTA	2001	2004	Y160-PT	TEX / CR	64		64		64		F		↔	↔		↔
DAKOTA	2004		Y164-PT	PH / CR2	46		46		46				↔	↔		↔
DAKOTA	2004		CY24EHP	PH / CR2	46	Y	46	P-BOX	46				↔	↔		↔
DURANGO	2001	2004	CY24EH2	TEX / CR	64	Y	64	Y	64	PC			↔	↔	↔	↔
DURANGO	2001	2004	Y160-PT	TEX / CR	64		64		64		F		↔	↔	↔	↔
DURANGO	2004		Y164-PT	PH / CR2	46		46		46				↔	↔		↔
DURANGO	2004		CY24EHP	PH / CR2	46	Y	46	P-BOX	46				↔	↔		↔
INTREPID SEDAN, ES	2001	2004	CY24EH2	TEX / CR	64	Y	64	Y	64	PC			↔	↔	↔	↔
INTREPID SEDAN, ES	2001	2004	Y160-PT	TEX / CR	64		64		64		F		↔	↔	↔	↔
INTREPID	1998	2004	CY24EH2	TEX / CR	64	Y	64	Y	64	PC			↔	↔	↔	↔
INTREPID	1998	2004	Y160-PT	TEX / CR	64		64		64		F		↔	↔	↔	↔
JOURNEY	2008			PH / CR2	46		46		46							
MAGNUM	2005	2008	Y164-PT	PH / CR2	46		46		46				↔	↔	↔	↔
MAGNUM	2005	2008	CY24EHP	PH / CR2	46	Y	46	P-BOX	46				↔	↔	↔	↔
MAGNUM	2008			PH / CR2	46		46		46							
NEON	2000	2005	CY24EH2	TEX / CR	64	Y	64	Y	64	PC			↔	↔	↔	↔
NEON	2000	2005	Y160-PT	TEX / CR	64		64		64		F		↔	↔	↔	↔
NITRO	2007		Y164-PT	PH / CR2	46		46		46			F	↔	↔		↔
NITRO	2007		CY24EHP	PH / CR2	46	Y	46	P-BOX	46				↔	↔		↔
RAM	2002	2005	Y160-PT	TEX / CR	64		64		64		F		↔	↔	↔	↔
RAM	2002	2005	CY24EH2	TEX / CR	64	Y	64	Y	64	PC			↔	↔	↔	↔
RAM	2006		Y164-PT	PH / CR2	46		46		46			F	↔	↔	↔	↔
RAM	2006		CY24EHP	PH / CR2	46	Y	46	P-BOX	46				↔	↔	↔	↔
STRATUS COUPÉ	2001	2005	Y162-PT	TEX / CR	60		60		60				↔	↔	↔	↔
STRATUS SEDAN	1998	2006	CY24EH2	TEX / CR	64	Y	64	Y	64	PC			↔	↔	↔	↔
STRATUS SEDAN	1998	2006	Y160-PT	TEX / CR	64		64		64		F		↔	↔	↔	↔
EAGLE																
VISION	1998		CY24EH2	TEX / CR	64	Y	64	Y	64	PC			↔	↔	↔	↔
VISION	1998		Y160-PT	TEX / CR	64		64		64		F		↔	↔	↔	↔

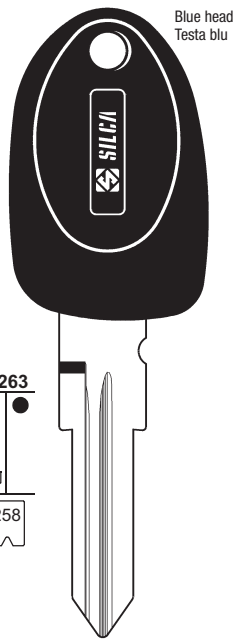
PER: 
FOR:

FIAT



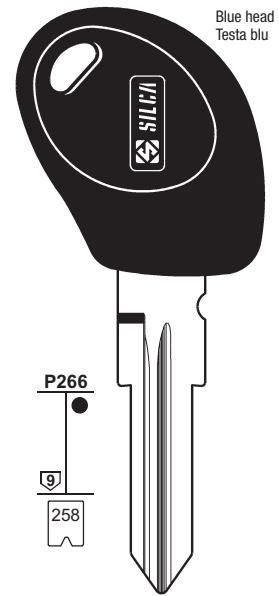

GT10BT5
... 3001-4000
... 6001-7000
J... 3001-6732
N... 6001-7000
V... 1-3056
V... 5001-8058
AB... 6001-6891

GIOBERT - TRW SIPEA




GT15RAT5
W...
0001-9640

GIOBERT - TRW SIPEA

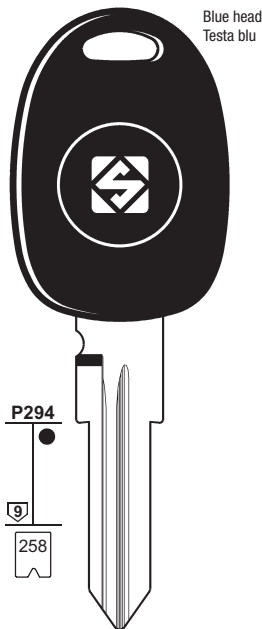



GT15RBT5
W...
0001-9640

GIOBERT - TRW SIPEA

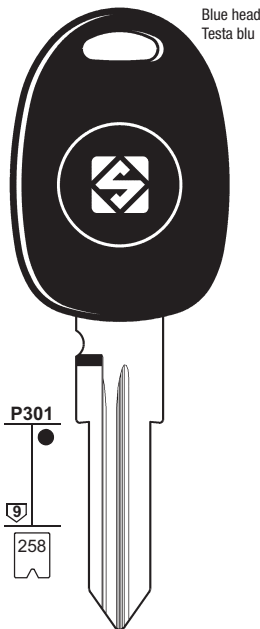
PER: 
FOR:

FIAT



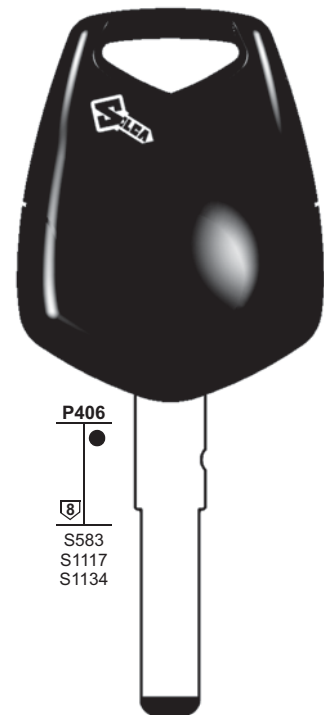

GT15RCT5
W...
0001-9640

GIOBERT - TRW SIPEA




GT15RCP
W...
0001-9640

GIOBERT - TRW SIPEA








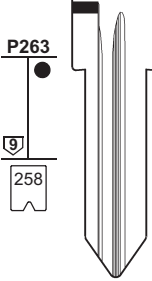

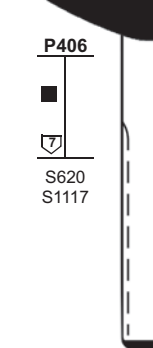
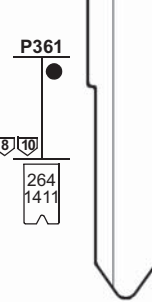
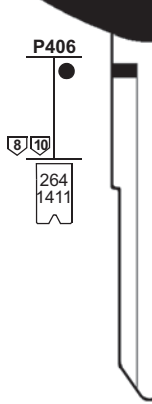






SIP22EHP
DE... 1-11210
... 0001-2000

GIOBERT - TRW SIPEA

1	2	2a	3	6	71	72	42	43 44a	9b	10b 10c	12	15	A	B	C	D
IGNITION																
CAR MAKE/MODEL	FROM	TO	SILCA REF.	TRANSP. TYPE	ID	COPY	ID	COPY	ID	COPY	STP					
	1995	2010	 Ref.		 FAST COPY PLUS RW4 PLUS	 FAST COPY PLUS RW4 PLUS	 FAST COPY RW4	 FAST COPY RW4	 RW3	 RW3						
FIAT																
500	2007			PH / CR2	46		46		46				↔			
500	2007		SIP22EHP	PH / CR2	46	Y	46	P-BOX	46				↔			
BARCETTA	1995	2002	GT15RAT5	MEG	13	Y	13	Y	13	Y	Meg	S1	↔	↔	↔	↔
BRAVA	1995	1996	GT15RBT5	MEG	13	Y	13	Y	13	Y	Meg	S1	↔	↔	↔	↔
BRAVA	1997	2001	GT15RCT5	TEMIC	11	Y	11	Y	11	Y	T-F	S1	↔	↔	↔	↔
BRAVO	1995	1996	GT15RBT5	MEG	13	Y	13	Y	13	Y	Meg	S1	↔	↔	↔	↔
BRAVO	1997	2001	GT15RCT5	TEMIC	11	Y	11	Y	11	Y	T-F	S1	↔	↔	↔	↔
BRAVO	2007			PH / CR2	46		46		46				↔	↔		↔
BRAVO	2007		SIP22EHP	PH / CR2	46	Y	46	P-BOX	46				↔	↔		↔
CINQUECENTO	1995	1996	GT10BT5	MEG	13	Y	13	Y	13	Y	Meg	S1	↔	↔	↔	↔
CINQUECENTO	1997	1998	GT15RBT5	MEG	13	Y	13	Y	13	Y	Meg	S1	↔	↔	↔	↔
COUPÉ	1995	2000	GT15RAT5	PH	33	Y	33	Y	33	Y	B-F	S1	↔	↔	↔	↔
CROMA	1995	1997	GT10BT5	PH	33	Y	33	Y	33	Y	B-F	S1	↔	↔	↔	↔
CROMA	2005			PH / CR2	46		46		46							
DAILY	2000			PH / CR2	46		46		46				↔	↔	↔	↔
DOBLO'	2000	2006		MEG / CR	48		48		48				↔	↔	↔	↔
DOBLO'	2006			PH / CR2	46		46		46				↔	↔	↔	
DOBLO'	2006		SIP22EHP	PH / CR2	46	Y	46	P-BOX	46				↔	↔	↔	
DUCATO	1996	2001	GT10BT5	MEG	13	Y	13	Y	13	Y	Meg	S1	↔	↔	↔	↔
DUCATO	2002	2005		MEG / CR	48		48		48				↔	↔	↔	↔
DUCATO	2006		SIP22EHP	PH / CR2	46	Y	46	P-BOX	46				↔	↔	↔	↔
DUCATO	2006			PH / CR2	46		46		46				↔	↔	↔	↔
FIORINO	1995	2002	GT10BT5	TEMIC	11	Y	11	Y	11	Y	T-F	S1	↔	↔	↔	↔
FIORINO	2007			PH / CR2	46		46		46				↔	↔		
FIORINO	2007		SIP22EHP	PH / CR2	46	Y	46	P-BOX	46				↔	↔		
GRANDE PUNTO	2005			PH / CR2	46		46		46				↔	↔	↔	
GRANDE PUNTO	2005		SIP22EHP	PH / CR2	46	Y	46	P-BOX	46				↔	↔	↔	
IDEA	2003	2009		MEG / CR	48		48		48				↔	↔		
IDEA	2009			PH / CR2	46		46		46				↔	↔	↔	
IDEA	2009		SIP22EHP	PH / CR2	46	Y	46	P-BOX	46				↔	↔	↔	
MAREA	1996	2002	GT15RCT5	TEMIC	11	Y	11	Y	11	Y	T-F	S1	↔	↔	↔	↔
MARENCO	1996		GT15RBT5	MEG	13	Y	13	Y	13	Y	Meg	S1	↔	↔	↔	↔
MULTIPLA	1998			MEG / CR	48		48		48				↔	↔	↔	↔
PALIO (BR)	1996	2001	GT15RCP										↔	↔	↔	↔
PALIO	1996	2001	GT15RCT5	TEMIC	11	Y	11	Y	11	Y	T-F	S1	↔	↔	↔	↔
PALIO	2002			MEG / CR	48		48		48				↔	↔	↔	
PANDA	1995	2002	GT10BT5	MEG	13	Y	13	Y	13	Y	Meg	S1	↔	↔	↔	↔
PANDA	2002			PH / CR2	46		46		46				↔	↔	↔	↔
PANDA	2002		SIP22EHP	PH / CR2	46	Y	46	P-BOX	46				↔	↔	↔	↔





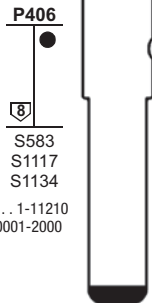
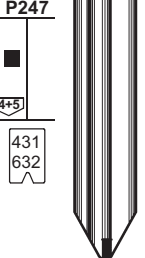

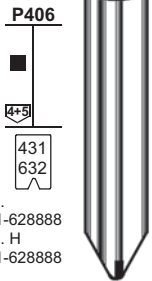




PER: 
FOR:

FIAT

 <p>Blue head Testa blu</p>				
<p>P263</p>  <p>258</p>	<p>P386</p>  <p>S620 S767 S1117</p>	<p>P406</p>  <p>S620 S1117</p>	<p>P361</p>  <p>264 1411</p>	<p>P406</p>  <p>264 1411</p>
 <p>GT15RAT5 W 0001-9640</p>	 <p>HU83T14 1-2000</p>	 <p>HU83EHP 1-2000</p>	 <p>HU133RT14 50001-51308 U 1-2000</p>	 <p>HU133REHP 50001-51308 U 1-2000</p>
<p>GIUBERT - TRW SIPEA</p>	<p>HUF - VALEO</p>	<p>HUF - VALEO</p>	<p>HUF</p>	<p>HUF</p>

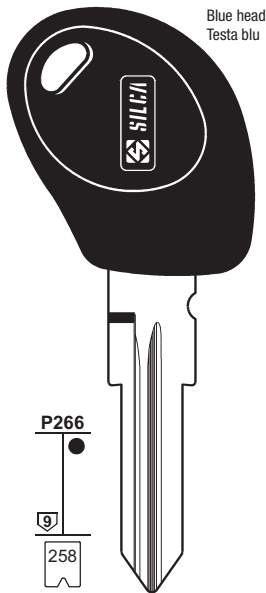
PER: 
FOR:

FIAT

			
<p>P406</p>  <p>S583 S1117 S1134</p> <p>DE 1-11210 0001-2000</p>	<p>P247</p>  <p>431 632</p> <p>..... 01111111-628888 H 01111111-628888</p> <p>63/99 1-2-4-6-8 63/99 H 1-2-4-6-8</p>	<p>P315</p>  <p>431 632</p> <p>01111111-628888 H 01111111-628888</p> <p>63/99 1-2-4-6-8 63/99 H 1-2-4-6-8</p>	<p>P406</p>  <p>431 632</p> <p>..... 01111111-628888 H 01111111-628888</p> <p>63/99 1-2-4-6-8 63/99 H 1-2-4-6-8</p>
 <p>SIP22EHP</p>	 <p>SX9CP</p>	 <p>SX9T5</p>	 <p>SX9EHP</p>
<p>GIUBERT - TRW SIPEA</p>	<p>SIMPLEX</p>	<p>SIMPLEX</p>	<p>SIMPLEX</p>

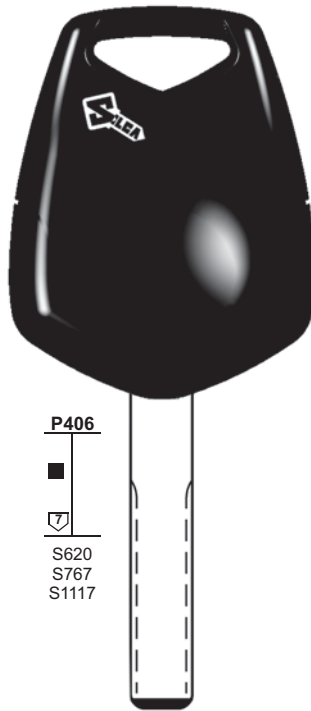
PER: 
FOR:

FIAT




GT15RBT5
W
0001-9640

GIOBERT - TRW SIPEA




HU83EHP
. . . . 1-2000

HUF - VALEO




HU83T14
. . . . 1-2000

HUF - VALEO

PER: 
FOR:

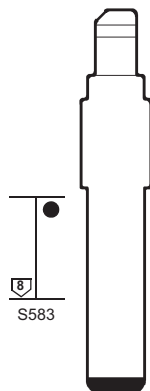
FIAT



DE
1-11210

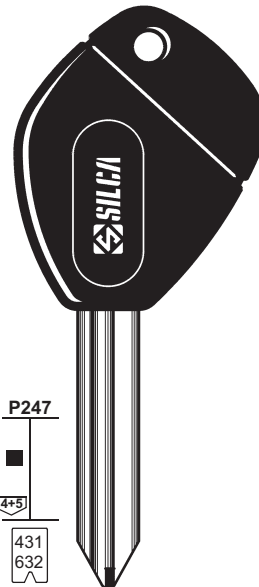

SIP22LP

GIOBERT - TRW SIPEA



DE
1-11210


SIP29T

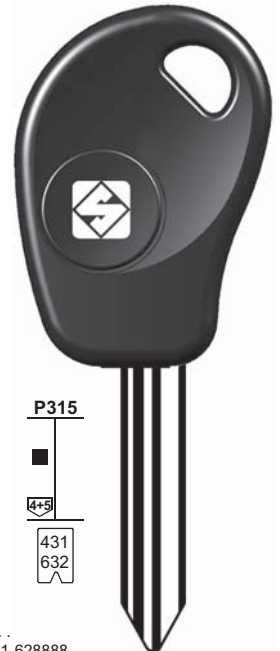


.
0111111-628888
. H
0111111-628888

63/99 1-2-4-6-8
63/99 H 1-2-4-6-8


SX9CP

SIMPLEX




.
0111111-628888
. H
0111111-628888

63/99 1-2-4-6-8
63/99 H 1-2-4-6-8


SX9T5

PER: 
FOR:

FORD AUS



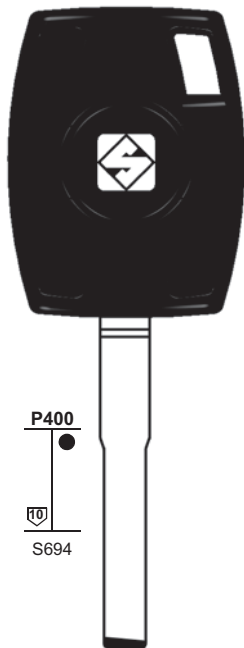
P258
▲ ■
6
220
S755
P52
P435



FO21T3

T.... 1-1050
T.... 1-2330
T.... 1051-2330
T..... 1-2-3-4

TIBBE - VALEO



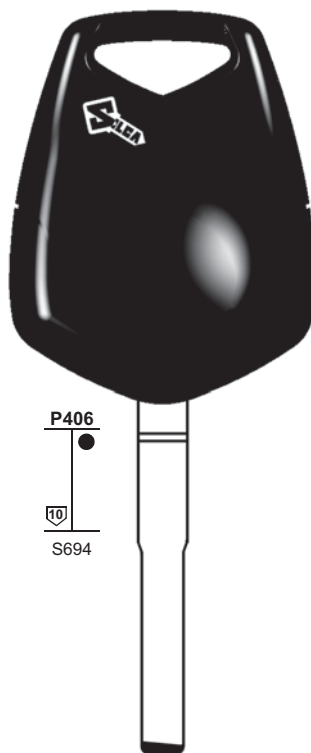
P400
●
10
S694



HU101T20

.... 1-4000

HUF



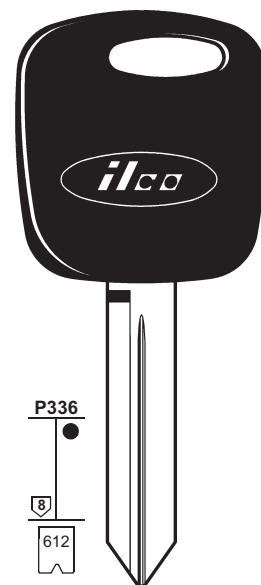
P406
●
10
S694



HU101EH2

.... 1-4000

HUF



P336
●
8
612



H86-PT

.... X
0001-1706

STRATTEC

PER: 
FOR:

FORD AUS



P273
●
8
612
.... X
0001-1706

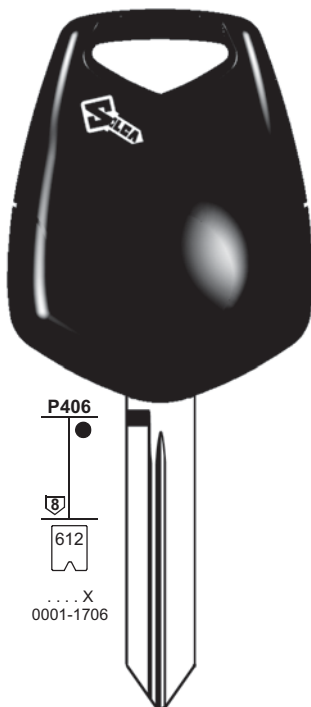


FO38RT3



FO38RT17

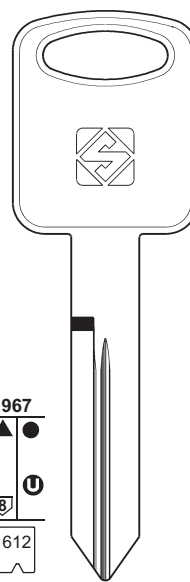
STRATTEC



P406
●
8
612
.... X
0001-1706



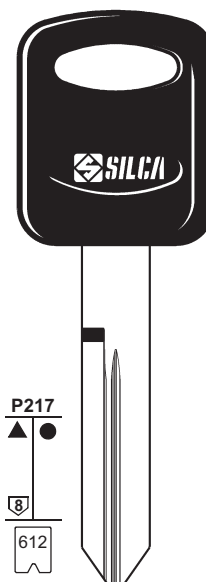
FO38REH2



967
▲ ●
8
612
.... X
0001-1706
.... Y
0001-1200



FO40R





















P217
▲ ●
8
612
.... X
0001-1706
.... Y
0001-1200



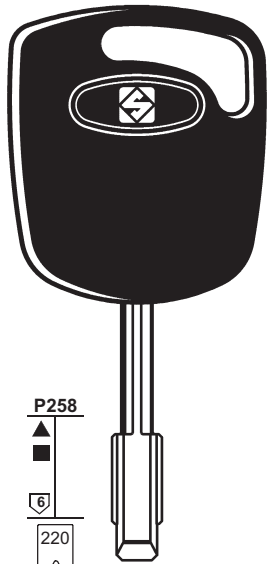
FO40BP

STRATTEC

1	2	2a	3	6	71	72	42	43 44a	9b	10b 10c	12	15	A	B	C	D
																
CAR MAKE/MODEL	FROM	TO	SILCA REF.	TRANSP. TYPE	ID	COPY	ID	COPY	ID	COPY	STP					
	1995 	2010 	 Ref.		 FAST COPY PLUS RW4 PLUS	 FAST COPY PLUS RW4 PLUS	 FAST COPY RW4	 FAST COPY RW4	 RW3	 RW3						
FORD AUS																
121	1996	2001	FO21T3	TEXAS	4C		4C		4C				↔	↔	↔	↔
BF FALCON	2005		HU101T20	TEX / CR2	6F		6F		6F				↔	↔	↔	↔
BF FALCON	2005		HU101EH2	TEX / CR2	6F	Y	6F	Y	6F				↔	↔	↔	↔
B-SERIES	1999	2001	FO38RT3	TEXAS	4C		4C		4C			C	↔	↔	↔	↔
B-SERIES	2001	2004		TEX / CR	60		60		60			C	↔	↔	↔	↔
ESCAPE	2001	2004	H86-PT	TEX / CR	60		60		60			H	↔	↔	↔	↔
ESCAPE	2005		FO38RT17	TEX / CR	63		63		63			C	↔	↔		↔
ESCAPE	2005		FO38REH2	TEX / CR	63	Y	63	Y	63	PC			↔	↔		↔
EXPLORER SPORT TRAC	1998	2001	FO38REH2	TEXAS	4C	Y	4C	Y	4C	Y			↔	↔	↔	↔
EXPLORER SPORT TRAC	1999	2001	FO38RT3	TEXAS	4C		4C		4C			C	↔	↔	↔	↔
EXPLORER SPORT TRAC	2002	2005	H86-PT	TEX / CR	60		60		60			C	↔	↔	↔	↔
EXPLORER SPORT TRAC	2002	2005	FO38REH2	TEX / CR	60	Y	60	Y	60	PC			↔	↔	↔	↔
EXPLORER	1996	1997	FO40R										↔	↔		↔
EXPLORER	1996	1997	FO40RBP										↔	↔		↔
EXPLORER	1998	2000	FO38REH2	TEXAS	4C	Y	4C	Y	4C	Y			↔	↔	↔	↔
EXPLORER	1998	2000	FO38RT3	TEXAS	4C		4C		4C			C	↔	↔	↔	↔
EXPLORER	2001	2003	FO38REH2	TEX / CR	60	Y	60	Y	60	PC			↔	↔	↔	↔
EXPLORER	2001	2003	H86-PT	TEX / CR	60		60		60			C	↔	↔	↔	↔
EXPLORER	2004		FO38RT17	TEX / CR	63		63		63			C	↔	↔		↔
EXPLORER	2004		FO38REH2	TEX / CR	63	Y	63	Y	63	PC			↔	↔	↔	↔

PER: 
FOR:

FORD AUS

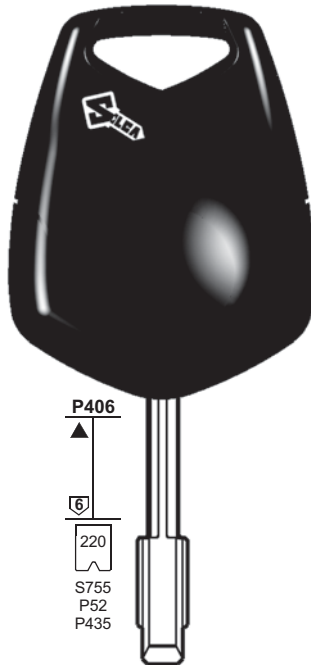


P258
▲
■
6
220
S755
P52
P435



FO21T7

T 1-1050
T 1-2330
T 1051-2330
T 1-2-3-4

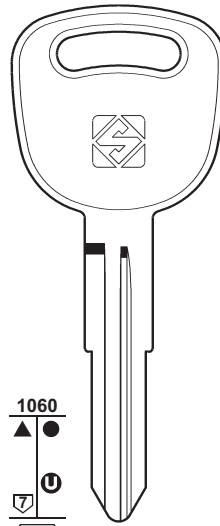


P406
▲
6
220
S755
P52
P435



FO21EH2

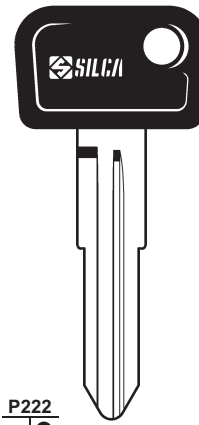
T 1-1050
T 1-2330
T 1051-2330
T 1-2-3-4



1060
▲ ●
7
221

KIA1R

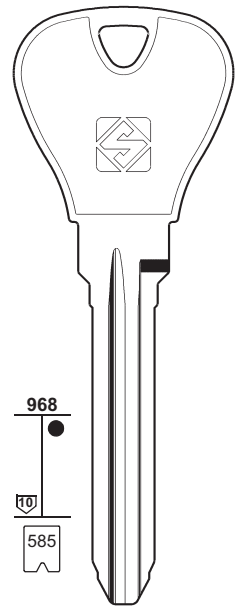
Y
7001-8200



P222
●
7
221

KIA1RP

Y
7001-8200



968
●
10
585

FO34

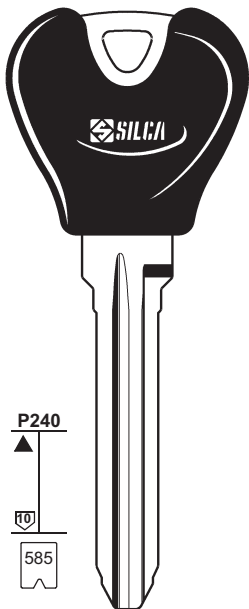
B 1001-2200
B 5001-6200

TIBBE - VALEO

KIA

PER: 
FOR:

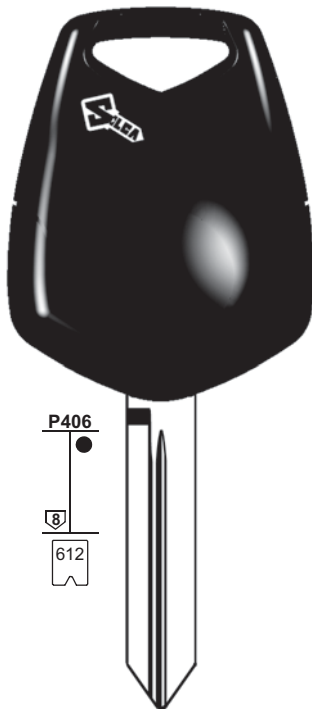
HOLDEN



P240
▲
10
585

FO34AP

B 1001-2200
B 5001-6200



P406
●
8
612

FO38REH2

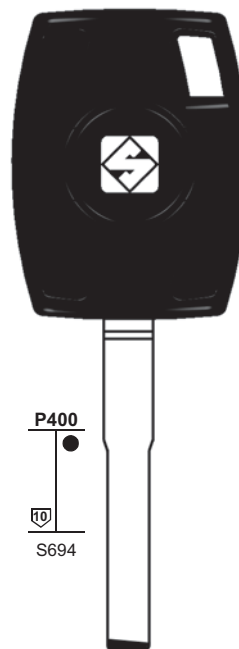
... X
0001-1706



P336
●
8
612

H86-PT

... X
0001-1706



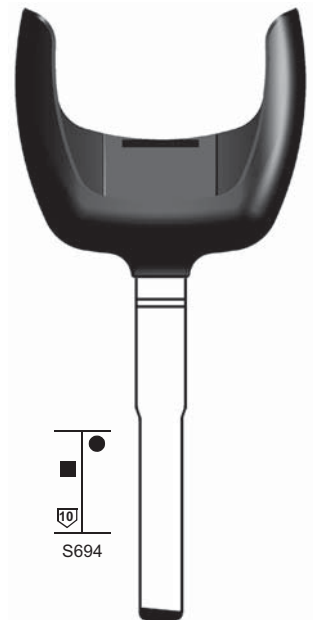
P400
●
10
S694

HU101T17

... 1-4000

HU101T20

... 1-4000



●
10
S694

HU101AP

... 1-4000



STRATTEC

HUF

HUF

PER: 
FOR:

FORD AUS



P258



220

S755
P52
P435

T.... 1-1050
T.... 1-2330
T.... 1051-2330
T..... 1-2-3-4



FO21T7



P406



220

S755
P52
P435

T.... 1-1050
T.... 1-2330
T.... 1051-2330
T..... 1-2-3-4



FO21EH2



P273



612

.... X
0001-1706



FO38RT3



P336



612

.... X
0001-1706



H86-PT



P406



612

.... X
0001-1706



FO38REH2

TIBBE - VALEO



FO38RT17

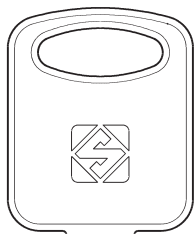
STRATTEC

STRATTEC



PER: 
FOR:

FORD AUS



967



612



FO40R

.... X
0001-1706
.... Y
0001-1200



P217



612

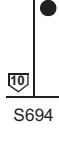


FO40RBP

.... X
0001-1706
.... Y
0001-1200



P400



S694



HU101T20

.... 1-4000



P406



S694





















HU101EH2

.... 1-4000

STRATTEC

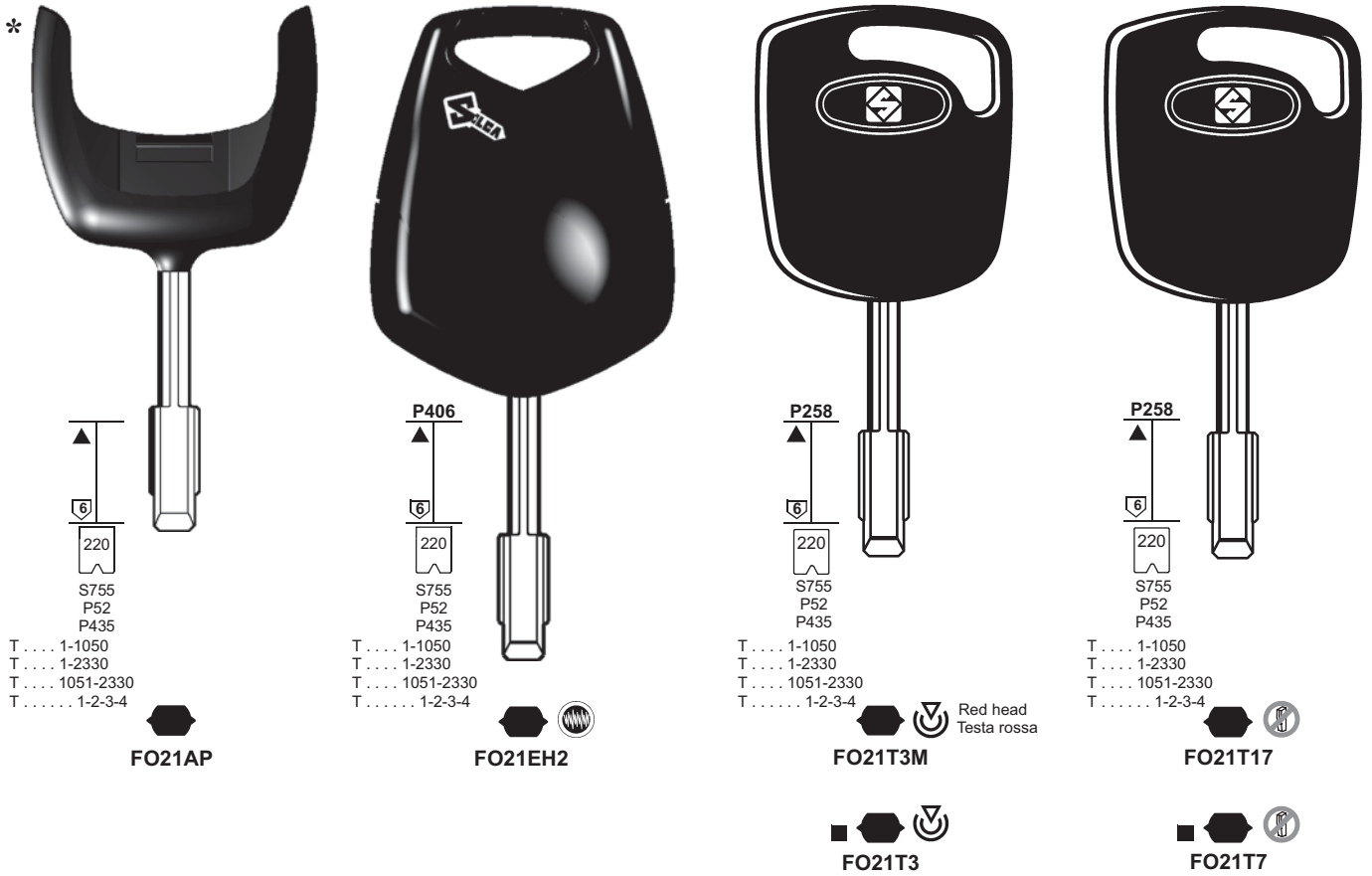
HUF

HUF

1	2	2a	3	6	71	72	42	43 44a	9b	10b 10c	12	15	A	B	C	D
IGNITION																
																
CAR MAKE/MODEL 	FROM 1995 	TO 2010 	SILCA REF.  Ref.	TRANSP. TYPE 	ID  FAST COPY PLUS RW4 PLUS	COPY  FAST COPY PLUS RW4 PLUS	ID  FAST COPY RW4	COPY  FAST COPY RW4	ID  RW3	COPY  RW3	STP 					
FORD AUS																
S-TYPE	2002		FO21T7	TEX / CR	60		60		60				←	←		←
TAURUS LX / SHO	1996	1997	FO38RT3	TEXAS	4C		4C		4C			B	←	←	←	←
TAURUS LX / SHO	1998	1999	FO38REH2	TEXAS	4C	Y	4C	Y	4C	Y			←	←	←	←
TAURUS LX / SHO	1998	1999	FO38RT3	TEXAS	4C		4C		4C			C	←	←	←	←
TAURUS WAGON	1996	1997	FO40R										←	←		←
TAURUS WAGON	1996	1997	FO40RBP										←	←		←
TAURUS	1996	1997	FO40R										←	←		←
TAURUS	1996	1997	FO40RBP										←	←		←
TAURUS	2000	2003	H86-PT	TEX / CR	60		60		60			C	←	←		←
TAURUS	2004		FO38RT17	TEX / CR	63		63		63			C	←	←		←
TERRITORY	2004	2005	FO21T7	TEX / CR	60		60		60				←	←		←
TERRITORY	2004	2005	FO21EH2	TEX / CR	60	Y	60	Y	60	PC			←	←		←
TERRITORY	2005		HU101T20	TEX / CR2	6F		6F		6F				←	←		←
TERRITORY	2005		HU101EH2	TEX / CR2	6F	Y	6F	Y	6F				←	←		←
TRIBUTE	2001	2003	FO38REH2	TEX / CR	60	Y	60	Y	60	PC			←	←	←	←
TRIBUTE	2001	2003	H86-PT	TEX / CR	60		60		60			H	←	←	←	←

PER: 
FOR:

FORD EU



IMPORTANT!

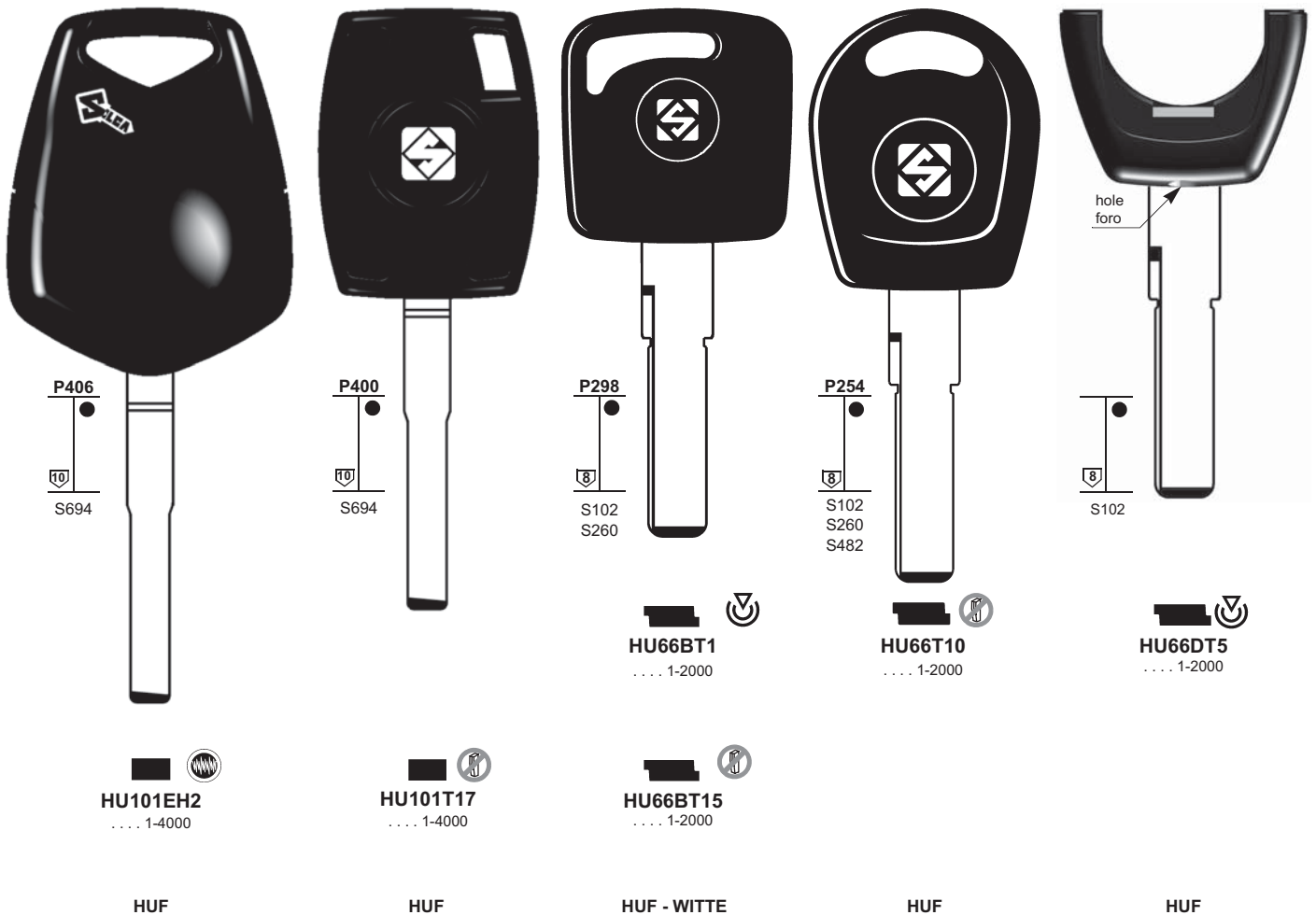
* KEY BLANK TO BE APPLIED TO THE ORIGINAL REMOTE CONTROL
(THE REMOTE CONTROL INCLUDES THE TRANSPONDER CHIP)



















TIBBE - VALEO

TIBBE - VALEO

PER: 
FOR:

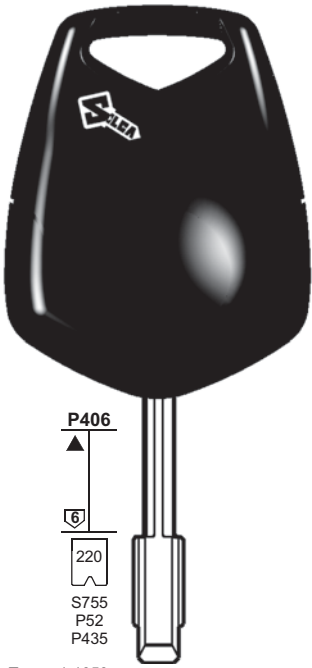
FORD EU



1	2	2a	3	6	71	72	42	43 44a	9b	10b 10c	12	15	A	B	C	D			
				IGNITION 															
CAR MAKE/MODEL 	FROM 1995 	TO 2010 	SILCA REF.  Ref.	TRANSP. TYPE 	ID  FAST COPY PLUS RW4 PLUS	COPY  FAST COPY PLUS RW4 PLUS	ID  FAST COPY RW4	COPY  FAST COPY RW4	ID  RW3	COPY  RW3	STP 								
FORD EU																			
CONNECT	2002		FO21T7	TEX / CR	60		60		60			S5	↔	↔	↔	↔			
CONNECT	2002		FO21EH2	TEX / CR	60	Y	60	Y	60	PC			↔	↔	↔	↔			
COUGAR	1997	2002	FO21T3	TEXAS	4C		4C		4C			S2	↔	↔	↔	↔			
COUGAR	1997	2002	FO21T3M	TEXAS	4C		4C		4C			S2	↔	↔	↔	↔			
COUGAR	1997	2002	FO21T3	TEXAS	4C		4C		4C			S5	↔	↔	↔	↔			
COUGAR	1997	2002	FO21T3M	TEXAS	4C		4C		4C			S5	↔	↔	↔	↔			
COUGAR	1997	2002	FO21EH2	TEXAS	4C	Y	4C	Y	4C	Y			↔	↔	↔	↔			
COURIER KOMBI	1998		FO21T3	TEXAS	4C		4C		4C			S2	↔	↔	↔	↔			
COURIER KOMBI	1998		FO21T3M	TEXAS	4C		4C		4C			S2	↔	↔	↔	↔			
COURIER KOMBI	1998		FO21T3	TEXAS	4C		4C		4C			S5	↔	↔	↔	↔			
COURIER KOMBI	1998		FO21T3M	TEXAS	4C		4C		4C			S5	↔	↔	↔	↔			
COURIER KOMBI	1998		FO21EH2	TEXAS	4C	Y	4C	Y	4C	Y			↔	↔	↔	↔			
ESCORT	1995	2000	FO21T3	TEXAS	4C		4C		4C			S5	↔	↔	↔	↔			
ESCORT	1995	2000	FO21T3M	TEXAS	4C		4C		4C			S5	↔	↔	↔	↔			
ESCORT	1995	2000	FO21EH2	TEXAS	4C	Y	4C	Y	4C	Y			↔	↔	↔	↔			
ESCORT	1995	2000	FO21T3	TEXAS	4C		4C		4C			S2	↔	↔	↔	↔			
ESCORT	1995	2000	FO21T3M	TEXAS	4C		4C		4C			S2	↔	↔	↔	↔			
FIESTA	1995	2002	FO21T3	TEXAS	4C		4C		4C			S5	↔	↔		↔			
FIESTA	1995	2002	FO21T3M	TEXAS	4C		4C		4C			S5	↔	↔		↔			
FIESTA	1995	2002	FO21EH2	TEXAS	4C	Y	4C	Y	4C	Y			↔	↔	↔	↔			
FIESTA	1995	2002	FO21T3	TEXAS	4C		4C		4C			S2	↔	↔		↔			
FIESTA	1995	2002	FO21T3M	TEXAS	4C		4C		4C			S2	↔	↔		↔			
FIESTA	2003	2008	FO21EH2	TEX / CR	63	Y	63	Y	63	PC			↔	↔		↔			
FIESTA	2003	2008	FO21T17	TEX / CR	63		63		63			S5	↔	↔		↔			
FIESTA	2008		HU101T17	TEX / CR	63		63		63				↔						
FIESTA	2008		HU101T17	TEX / CR	63		63		63				↔						
FOCUS C-MAX	2003		HU101EH2	TEX / CR	63	Y	63	Y	63	PC			↔	↔		↔			
FOCUS C-MAX	2003		HU101T17	TEX / CR	63		63		63				↔	↔		↔			
FOCUS	1998	2004	FO21AP										↔						
FOCUS	1998	2004	FO21EH2	TEX / CR	60	Y	60	Y	60	PC			↔	↔	↔	↔			
FOCUS	1998	2004	FO21T7	TEX / CR	60		60		60			S5	↔	↔	↔	↔			
FOCUS	2004		HU101T17	TEX / CR	63		63		63				↔	↔		↔			
FOCUS	2004		HU101EH2	TEX / CR	63	Y	63	Y	63	PC			↔	↔		↔			
FUSION	2002		FO21EH2	TEX / CR	63	Y	63	Y	63	PC			↔		↔	↔			
FUSION	2002		FO21T17	TEX / CR	63		63		63			S5	↔	↔		↔			
GALAXY	1995	1998	HU66BT1	PH	33	Y	33	Y	33	Y	S-V	S2	↔	↔		↔			
GALAXY	1995	1998	HU66DT5	PH	33	Y	33	Y	33	Y	S-V	S2	↔	↔		↔			
GALAXY	1998	2000	HU66T10	PH / CR	42	Y	42	Y	42	ID			↔	↔		↔			
GALAXY	2000	2006	HU66BT15	PH / CR	4W		4W		44	ID			↔	↔		↔			

PER: 
FOR:

FORD EU

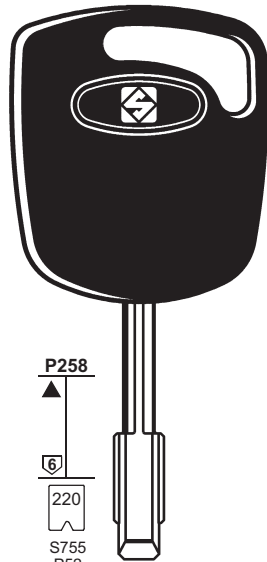


P406
▲
6
220
S755
P52
P435

T 1-1050
T 1-2330
T 1051-2330
T 1-2-3-4



FO21EH2

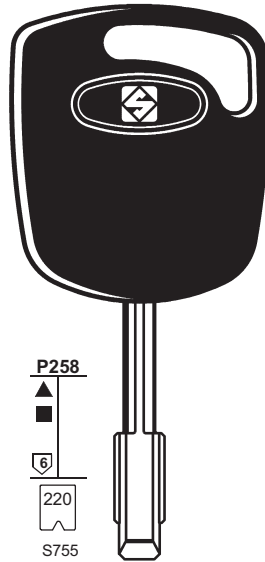


P258
▲
6
220
S755
P52
P435

T 1-1050
T 1-2330
T 1051-2330
T 1-2-3-4



FO21T3M

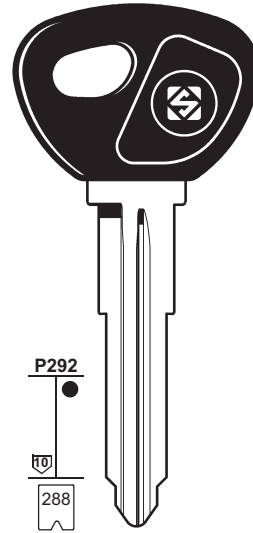


P258
▲
6
220
S755
P52
P435

T 1-1050
T 1-2330
T 1051-2330
T 1-2-3-4



FO21T7

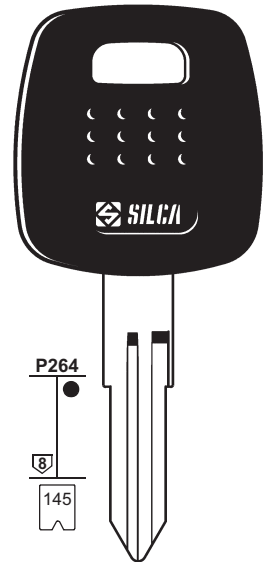


P292
●
10
288

10100-12283



MAZ13T5



P264
●
8
145

X 1-8000
X 8001-9000



NSN11T2

TIBBE - VALEO

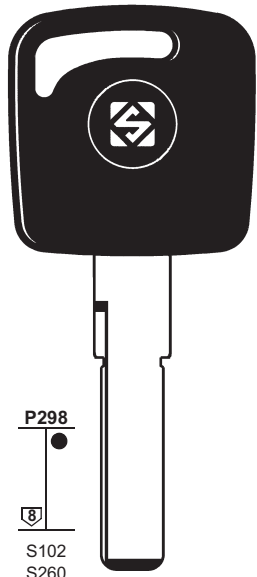
TIBBE - VALEO

MAZDA

NISSAN - VALEO

PER: 
FOR:

FORD EU

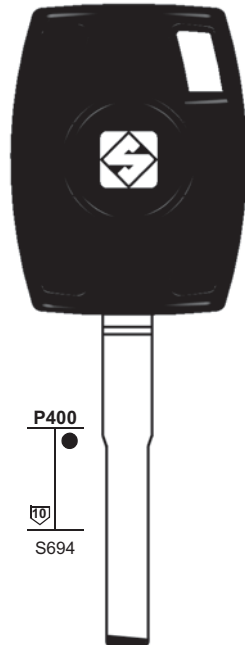


P298
●
8
S102
S260



HU66BT28
.... 1-2000

HUF - WITTE

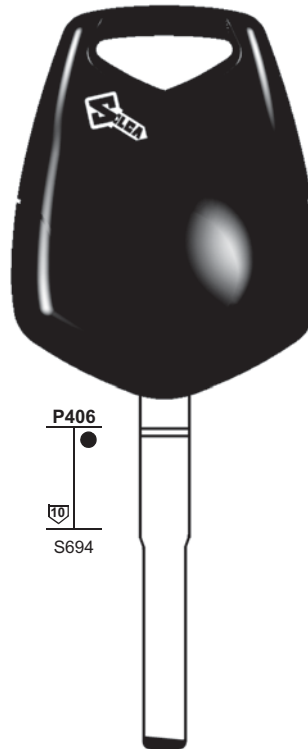


P400
●
10
S694



HU101T17
.... 1-4000

HUF

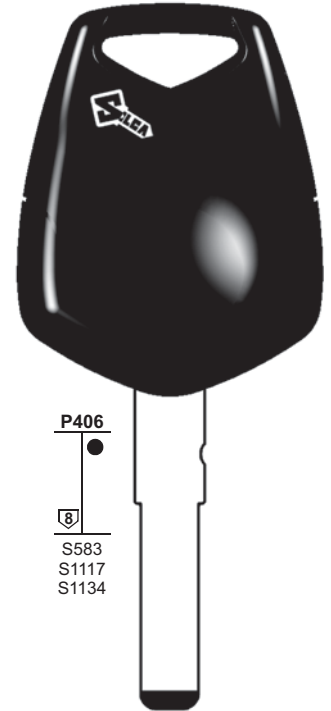


P406
●
10
S694



HU101EH2
.... 1-4000

HUF



P406
●
8
S583
S1117
S1134



SIP22EHP
DE 1-11210
. . . . 0001-2000

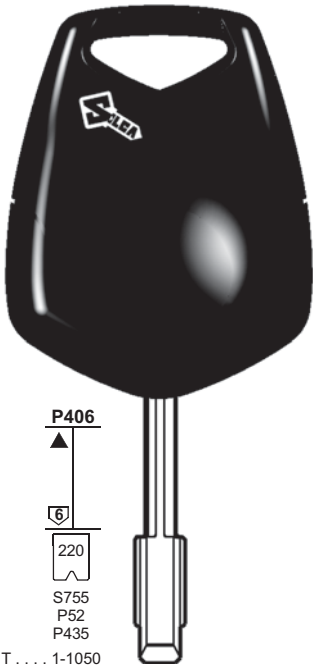
GIOBERT - TRW SIPEA

1	2	2a	3	6	71	72	42	43 44a	9b	10b 10c	12	15	A	B	C	D
IGNITION																
CAR MAKE/MODEL	FROM	TO	SILCA REF.	TRANSP. TYPE	ID	COPY	ID	COPY	ID	COPY	STP					
	1995	2010	 Ref.		 FAST COPY PLUS RW4 PLUS	 FAST COPY PLUS RW4 PLUS	 FAST COPY RW4	 FAST COPY RW4	 RW3	 RW3						
FORD EU																
GALAXY	2000	2006	HU66BT28	PH / CR	4W	RD	4W	RD	44	ID			↔	↔		↔
GALAXY	2006		HU101T17	TEX / CR	63		63		63				↔	↔		↔
GALAXY	2006		HU101EH2	TEX / CR	63	Y	63	Y	63	PC			↔	↔		↔
KA	1996	2002	FO21T3	TEXAS	4C		4C		4C			S5	↔	↔	↔	↔
KA	1996	2002	FO21T3M	TEXAS	4C		4C		4C			S5	↔	↔	↔	↔
KA	1996	2002	FO21EH2	TEXAS	4C	Y	4C	Y	4C	Y			↔	↔	↔	↔
KA	1996	2002	FO21T3	TEXAS	4C		4C		4C			S2	↔	↔	↔	↔
KA	1996	2002	FO21T3M	TEXAS	4C		4C		4C			S2	↔	↔	↔	↔
KA	2002	2008	FO21EH2	TEX / CR	60	Y	60	Y	60	PC			↔	↔	↔	↔
KA	2002	2008	FO21T7	TEX / CR	60		60		60				↔	↔		↔
KA	2009			PH / CR2	46		46		46				↔	↔		↔
KA	2009		SIP22EHP	PH / CR2	46	Y	46	P-BOX	46				↔	↔		↔
KUGA	2008		HU101T17	TEX / CR	63		63		63				↔			↔
KUGA	2008		SMART KEY	TEX / CR	63		63		63							
KUGA	2008		HU101EH2	TEX / CR	63	Y	63	Y	63	PC			↔			↔
MAVERICK	1995		NSN11T2	PH	33	Y	33	Y	33	Y			↔	↔	↔	↔
MONDEO	1995	2001	FO21T3	TEXAS	4C		4C		4C			S5	↔	↔	↔	↔
MONDEO	1995	2001	FO21T3M	TEXAS	4C		4C		4C			S5	↔	↔	↔	↔
MONDEO	1995	2001	FO21EH2	TEXAS	4C	Y	4C	Y	4C	Y			↔	↔	↔	↔
MONDEO	1995	2001	FO21T3	TEXAS	4C		4C		4C			S2	↔	↔	↔	↔
MONDEO	1995	2001	FO21T3M	TEXAS	4C		4C		4C			S2	↔	↔	↔	↔
MONDEO	2001	2007	FO21EH2	TEX / CR	60	Y	60	Y	60	PC			↔	↔		
MONDEO	2001	2007	FO21T7	TEX / CR	60		60		60			S5	↔	↔		
MONDEO	2007		HU101T17	TEX / CR	63		63		63				↔	↔		
MONDEO	2007		HU101EH2	TEX / CR	63	Y	63	Y	63	PC			↔	↔		
PROBE	1996		MAZ13T5	TEMIC	12	Y	12	Y	12	Y		S4	↔	↔		↔
PUMA	1998	2002	FO21T3	TEXAS	4C		4C		4C			S5	↔	↔	↔	↔
PUMA	1998	2002	FO21T3M	TEXAS	4C		4C		4C			S5	↔	↔	↔	↔
PUMA	1998	2002	FO21EH2	TEXAS	4C	Y	4C	Y	4C	Y			↔	↔	↔	↔
PUMA	1998	2002	FO21T3	TEXAS	4C		4C		4C			S2	↔	↔	↔	↔
PUMA	1998	2002	FO21T3M	TEXAS	4C		4C		4C			S2	↔	↔	↔	↔
RANGER	2006			TEM / CR	8C		8C		8C				↔	↔	↔	↔
SCORPIO	1995	1998	FO21T3	TEXAS	4C		4C		4C			S5	↔	↔	↔	↔
SCORPIO	1995	1998	FO21T3M	TEXAS	4C		4C		4C			S5	↔	↔	↔	↔
SCORPIO	1995	1998	FO21EH2	TEXAS	4C	Y	4C	Y	4C	Y			↔	↔	↔	↔
SCORPIO	1995	1998	FO21T3	TEXAS	4C		4C		4C			S2	↔	↔	↔	↔
SCORPIO	1995	1998	FO21T3M	TEXAS	4C		4C		4C			S2	↔	↔	↔	↔
S-MAX	2006		HU101T17	TEX / CR	63		63		63				↔	↔		↔
S-MAX	2006		HU101EH2	TEX / CR	63	Y	63	Y	63	PC			↔	↔		↔

PER: 
FOR:

FORD EU

FORD SUD AMERICA




P406

6

220

S755
P52
P435

T 1-1050
T 1-2330
T 1051-2330
T 1-2-3-4




P258

6

220

S755
P52
P435

T 1-1050
T 1-2330
T 1051-2330
T 1-2-3-4



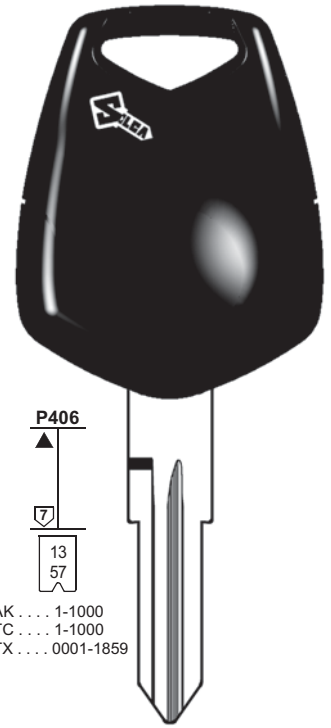
P258

6

220

S755
P52
P435

T 1-1050
T 1-2330
T 1051-2330
T 1-2-3-4



P406

7

13
57

AK 1-1000
TC 1-1000
TX 0001-1859



FO21EH2



FO21T3M



FO21T3



FO21T17



FO21T7



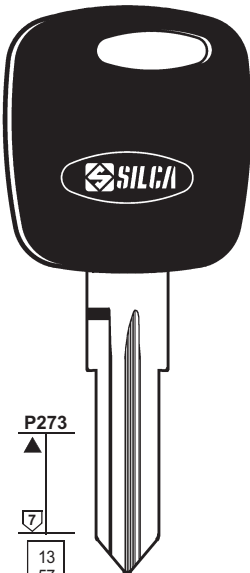
FO10EH2

TIBBE - VALEO

TIBBE - VALEO

PER: 
FOR:

FORD SUD AMERICA




P273

7

13
57

AK 1-1000
TC 1-1000
TX 0001-1859




P258

6

220

S755
P52
P435

T 1-1050
T 1-2330
T 1051-2330
T 1-2-3-4



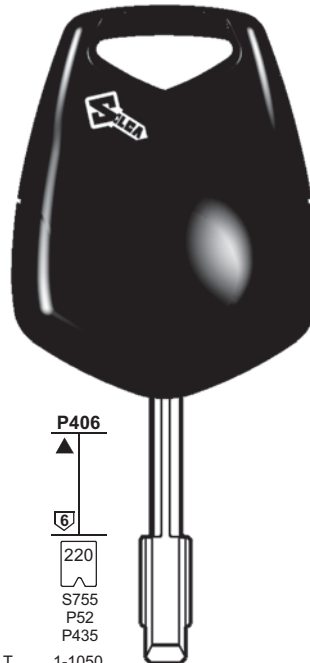
P258

6

220

S755
P52
P435

T 1-1050
T 1-2330
T 1051-2330
T 1-2-3-4



P406

6

220

S755
P52
P435

T 1-1050
T 1-2330
T 1051-2330
T 1-2-3-4



P273

8

612

..... X
0001-1706



FO10T7



FO21T3M



FO21T3



FO21T7



FO21EH2



FO38RT3



FO38RT17

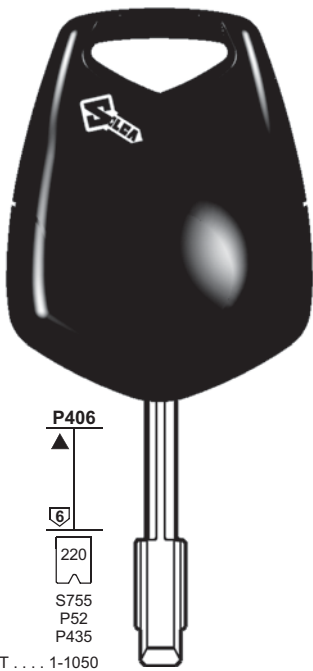
TIBBE - VALEO

STRATTEC

1	2	2a	3	6	71	72	42	43 44a	9b	10b 10c	12	15	A	B	C	D
IGNITION																
CAR MAKE/MODEL	FROM	TO	SILCA REF.	TRANSP. TYPE	ID	COPY	ID	COPY	ID	COPY	STP					
	1995	2010	 Ref.		 FAST COPY PLUS RW4 PLUS	 FAST COPY PLUS RW4 PLUS	 FAST COPY RW4	 FAST COPY RW4	 RW3	 RW3						
FORD EU																
TRANSIT	1995	2000	FO21T3	TEXAS	4C		4C		4C			S5	↔	↔	↔	↔
TRANSIT	1995	2000	FO21T3M	TEXAS	4C		4C		4C			S5	↔	↔	↔	↔
TRANSIT	1995	2000	FO21EH2	TEXAS	4C	Y	4C	Y	4C	Y			↔	↔	↔	↔
TRANSIT	1995	2000	FO21T3	TEXAS	4C		4C		4C			S2	↔	↔	↔	↔
TRANSIT	1995	2000	FO21T3M	TEXAS	4C		4C		4C			S2	↔	↔	↔	↔
TRANSIT	2000	2006	FO21EH2	TEX / CR	60	Y	60	Y	60	PC			↔	↔	↔	↔
TRANSIT	2000	2006	FO21T7	TEX / CR	60		60		60			S5	↔	↔	↔	↔
TRANSIT	2007		FO21T17	TEX / CR	63		63		63				↔	↔	↔	↔
TRANSIT	2007		FO21EH2	TEX / CR	63	Y	63	Y	63	PC			↔	↔	↔	↔
TRANSIT	2007			TEX / CR2	6F		6F		6F				↔	↔		↔
TRANSIT	2007		FO21EH2	TEX / CR2	6F	Y	6F	Y	6F				↔	↔		↔
FORD SUD AMERICA																
C-MAX	2004	2007	FO10EH2	TEX / CR	60	Y	60	Y	60	PC			↔	↔	↔	↔
C-MAX	2004	2007	FO10T7	TEX / CR	60		60		60				↔	↔	↔	↔
COURIER	1998	2002	FO21T3	TEXAS	4C		4C		4C			S2	↔	↔	↔	↔
COURIER	1998	2002	FO21T3	TEXAS	4C		4C		4C			S5	↔	↔	↔	↔
ECO-SPORT	2003	2007	FO10EH2	TEX / CR	60	Y	60	Y	60	PC			↔	↔	↔	↔
ECO-SPORT	2003	2007	FO10T7	TEX / CR	60		60		60				↔	↔	↔	↔
ESCORT	1998	2002	FO21T3M	TEXAS	4C		4C		4C			S2	↔	↔	↔	↔
EXPLORER (USA)	2004		FO38RT17	TEX / CR	63		63		63			C	↔	↔		↔
EXPLORER	1998	2003	FO38RT3	TEXAS	4C		4C		4C			C	↔	↔	↔	↔
F-100	2000	2005	FO38RT3	TEXAS	4C		4C		4C			C	↔	↔	↔	↔
FIESTA MAX	2005		FO10T7	TEX / CR	60		60		60				↔	↔	↔	↔
FIESTA MAX	2005		FO10EH2	TEX / CR	60	Y	60	Y	60	PC			↔	↔	↔	↔
FIESTA	2003		FO10EH2	TEX / CR	60	Y	60	Y	60	PC			↔	↔	↔	↔
FIESTA	2003		FO10T7	TEX / CR	60		60		60				↔	↔	↔	↔
FOCUS	1998	2007	FO21EH2	TEX / CR	60	Y	60	Y	60	PC			↔	↔	↔	↔
FOCUS	1998	2007	FO21T7	TEX / CR	60		60		60				↔	↔	↔	↔
KA	1998	2002	FO21T3	TEXAS	4C		4C		4C			S2	↔	↔	↔	↔
KA	1998	2002	FO21T3	TEXAS	4C		4C		4C			S5	↔	↔	↔	↔
KA	2008		FO21T7	TEX / CR	60		60		60				↔	↔		↔
KA	2008		FO21EH2	TEX / CR	60	Y	60	Y	60	PC			↔	↔		↔
MONDEO	2006	2007	FO21T7	TEX / CR	60		60		60			S5	↔			

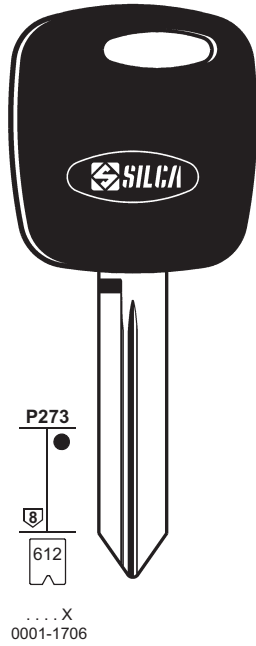
PER: 
FOR:

FORD SUD AMERICA




FO21EH2

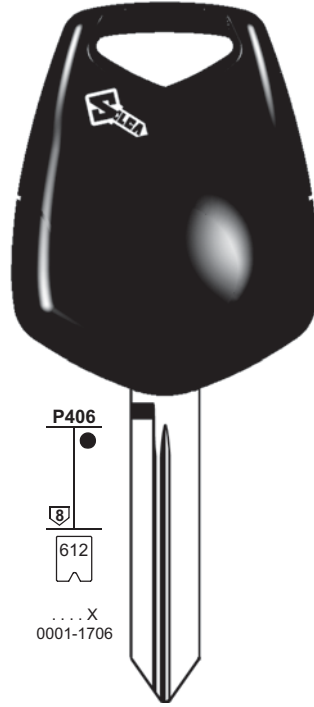
TIBBE - VALEO



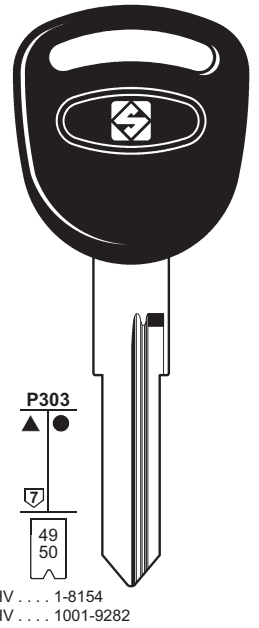

FO38RT3


FO38RT17

STRATTEC




FO38REH2

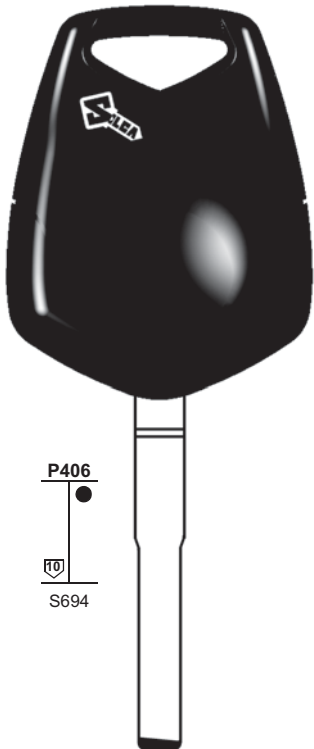



WT7FP

WITTE

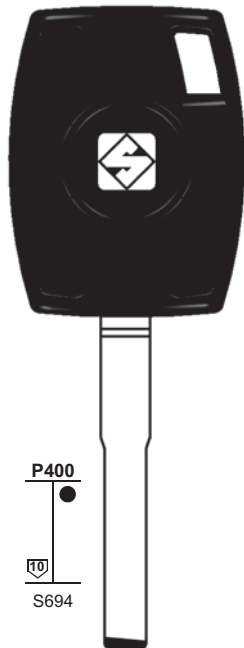
PER: 
FOR:

FORD SUD AMERICA




HU101EH2
..... 1-4000

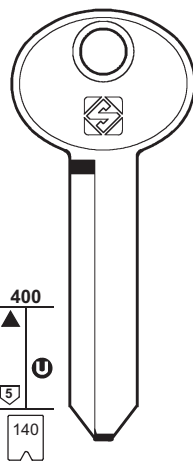
HUF




HU101T17
..... 1-4000

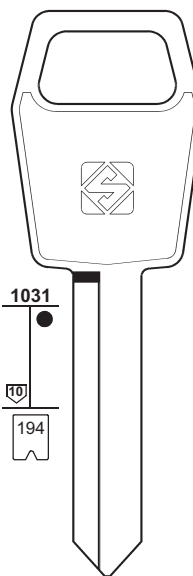
HUF


FORD USA

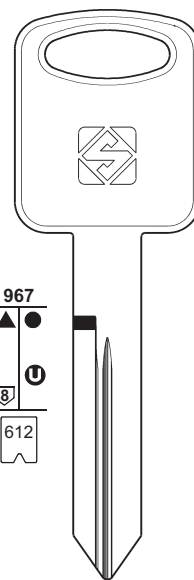



FO14
FB-PB
0000-1863

STRATTEC

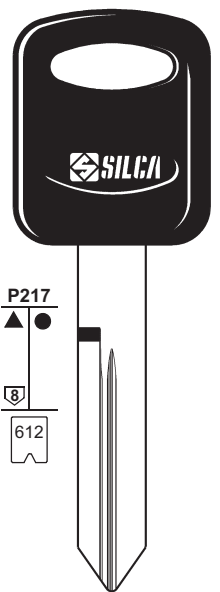



FO35
... A ... 101-381.501-579
... B ... 101-410.501-602
... C ... 101-404.501-624
... D ... 101-340.501-602
... E ... 101-304.501-579




FO40R
.....X
0001-1706
.....Y
0001-1200

STRATTEC





FO40RBP
.....X
0001-1706
.....Y
0001-1200

1	2	2a	3	6	71	72	42	43 44a	9b	10b 10c	12	15	A	B	C	D	
CAR MAKE/MODEL	FROM	TO	SILCA REF.	TRANSP. TYPE	 ID	 COPY	 ID	 COPY	 ID	 COPY	 STP						
	1995	2010	 Ref.		 FAST COPY PLUS RW4 PLUS	 FAST COPY PLUS RW4 PLUS	 FAST COPY RW4	 FAST COPY RW4	 RW3	 RW3							
FORD SUD AMERICA																	
MONDEO	2006	2007	FO21EH2	TEX / CR	60	Y	60	Y	60	PC			X				
MONDEO	2007		HU101T17	TEX / CR	63		63		63				X				
MONDEO	2007		HU101EH2	TEX / CR	63	Y	63	Y	63	PC			X				
RANGER	1998	2003	FO38RT3	TEXAS	4C		4C		4C			C	↔	↔	↔	↔	
RANGER	2004		FO38RT17	TEX / CR	63		63		63			C	↔	↔		↔	
RANGER	2004		FO38REH2	TEX / CR	63	Y	63	Y	63	PC			↔	↔		↔	
VARIOUS MODELS	1996		WT7FP										↔	↔		↔	
FORD USA																	
AEROSTAR	1987	1991	FO35											↔	↔		FO14
AEROSTAR	1996	1997	FO40R											↔	↔		↔
AEROSTAR	1996	1997	FO40RBP											↔	↔		↔
BRONCO PICK UP	1996	1997	FO40R											↔	↔		↔
BRONCO PICK UP	1996	1997	FO40RBP											↔	↔		↔

PER: 
FOR:

FORD USA



P273



- ... A ... 101-381.501-579
- ... B ... 101-410.501-602
- ... C ... 101-404.501-624
- ... D ... 101-340.501-602
- ... E ... 101-304.501-579

P406



P336



- ... X
0001-1706

P273



- ... X
0001-1706

P406



- ... X
0001-1706



FO26T3



FO26EH2



H86-PT



FO38RT3



FO38REH2



STRATTEC



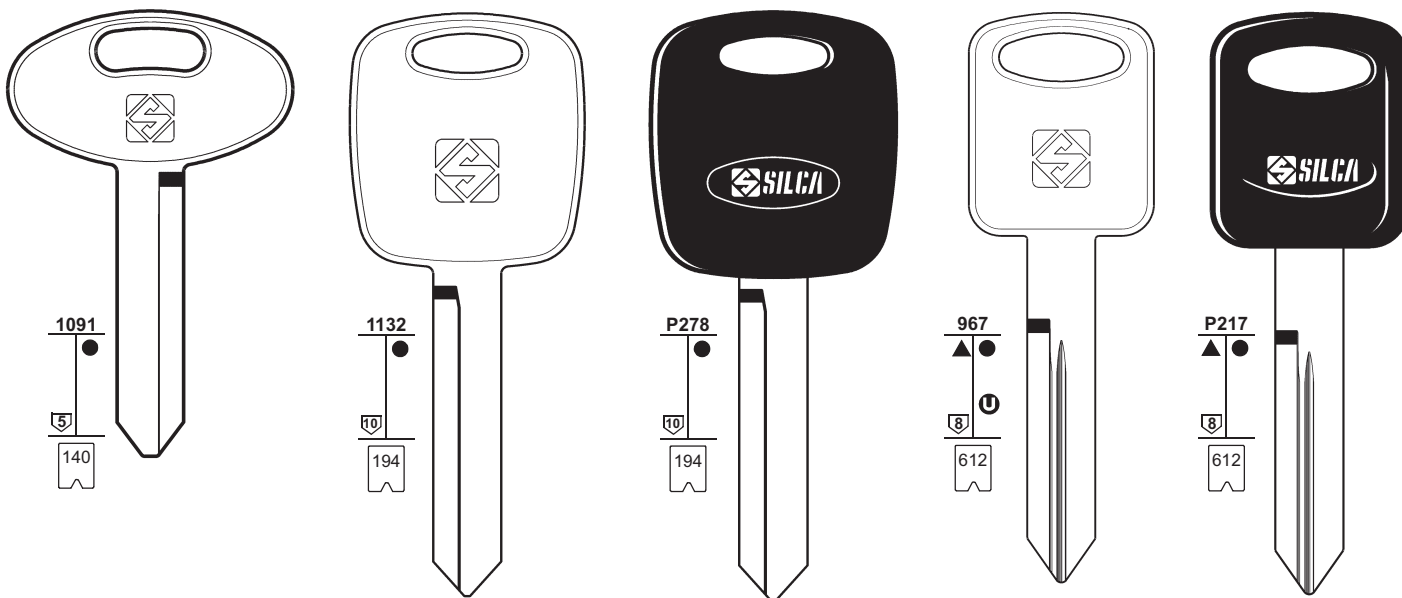
FO38RT17



STRATTEC

PER: 
FOR:

FORD USA



1091



FO37R

FB-PF ...
0000-1863

1132



FO39

- ... A ... 101-381.501-579
- ... B ... 101-410.501-602
- ... C ... 101-404.501-624
- ... D ... 101-340.501-602
- ... E ... 101-304.501-579

P278



FO39CP

- ... A ... 101-381.501-579
- ... B ... 101-410.501-602
- ... C ... 101-404.501-624
- ... D ... 101-340.501-602
- ... E ... 101-304.501-579

967



FO40R

- ... X
0001-1706
- ... Y
0001-1200

P217

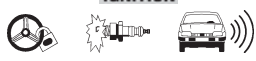



















FO40RBP

- ... X
0001-1706
- ... Y
0001-1200

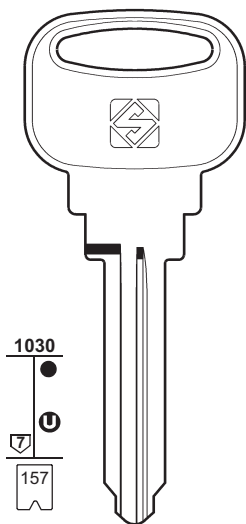
STRATTEC

STRATTEC

1	2	2a	3	6	71	72	42	43 44a	9b	10b 10c	12	15	A	B	C	D
				IGNITION 												
CAR MAKE/MODEL 	FROM 1995 	TO 2010 	SILCA REF.  Ref.	TRANSP. TYPE 	ID  FAST COPY PLUS RW4 PLUS	COPY  FAST COPY PLUS RW4 PLUS	ID  FAST COPY RW4	COPY  FAST COPY RW4	ID  RW3	COPY  RW3	STP 					
FORD USA																
CONCORDE	1995	1995	FO37R										↔	↔		↔
CONTOUR V6 LX	1997	1999	FO26T3	TEXAS	4C		4C		4C			B	↔	↔	↔	↔
CONTOUR V6 LX	1998		FO26EH2	TEXAS	4C	Y	4C	Y	4C	Y			↔	↔	↔	↔
CONTOUR V6 LX	1999		FO26T3	TEXAS	4C		4C		4C			C	↔	↔	↔	↔
CONTOUR	1995	1997	FO39										↔	↔		↔
CONTOUR	1995	1997	FO39CP										↔	↔		↔
CROWN VICTORIA	1998	2002	FO38REH2	TEXAS	4C	Y	4C	Y	4C	Y			↔	↔	↔	↔
CROWN VICTORIA	1998	2002	FO38RT3	TEXAS	4C		4C		4C			C	↔	↔	↔	↔
CROWN VICTORIA	2003		FO38RT17	TEX / CR	63		63		63			C	↔	↔		↔
CROWN VICTORIA	2003		FO38REH2	TEX / CR	63	Y	63	Y	63	PC			↔	↔		↔
EDGE	2007		FO38RT17	TEX / CR	63		63		63			C	↔	↔		↔
EDGE	2007		FO38REH2	TEX / CR	63	Y	63	Y	63	PC			↔	↔		↔
ESCAPE	2001	2004	FO38REH2	TEX / CR	60	Y	60	Y	60	PC			↔	↔	↔	↔
ESCAPE	2001	2004	H86-PT	TEX / CR	60		60		60			H	↔	↔	↔	↔
ESCAPE	2005	2007	FO38RT17	TEX / CR	63		63		63			C	↔	↔	↔	↔
ESCAPE	2005	2007	FO38REH2	TEX / CR	63	Y	63	Y	63	PC			↔	↔	↔	↔
ESCAPE	2008			TEX / CR	63		63		63			C	↔	↔		↔
E-SERIES VAN	2008			TEX / CR	63		63		63				↔	↔		↔
EXCURSION	2000	2005	FO38REH2	TEXAS	4C	Y	4C	Y	4C	Y			↔	↔	↔	↔
EXCURSION	2000	2005	FO38RT3	TEXAS	4C		4C		4C			C				
EXPEDITION	1997	1998	FO38RT3	TEXAS	4C		4C		4C			B	↔	↔	↔	↔
EXPEDITION	1997	2002	FO38REH2	TEXAS	4C	Y	4C	Y	4C	Y			↔	↔	↔	↔
EXPEDITION	1999	2002	FO38RT3	TEXAS	4C		4C		4C			C	↔	↔	↔	↔
EXPEDITION	2003	2008	FO38RT17	TEX / CR	63		63		63			C	↔	↔		↔
EXPEDITION	2003	2008	FO38REH2	TEX / CR	63	Y	63	Y	63	PC			↔	↔		↔
EXPEDITION	2009			TEX / CR	63		63		63			C	↔	↔		↔
EXPLORER SPORT TRAC	1999	2001	FO38RT3	TEXAS	4C		4C		4C			C	↔	↔	↔	↔
EXPLORER SPORT TRAC	2002	2009	FO38RT17	TEX / CR	63		63		63			C	↔	↔		↔
EXPLORER SPORT TRAC	2002	2009	FO38REH2	TEX / CR	63	Y	63	Y	63	PC			↔	↔		↔
EXPLORER	1996	1997	FO40R										↔	↔		↔
EXPLORER	1996	1997	FO40RBP										↔	↔		↔
EXPLORER	1998	2001	FO38REH2	TEXAS	4C	Y	4C	Y	4C	Y			↔	↔	↔	↔
EXPLORER	1998	2001	FO38RT3	TEXAS	4C		4C		4C			C	↔	↔	↔	↔
EXPLORER	2001	2003	FO38REH2	TEX / CR	60	Y	60	Y	60	PC			↔	↔		↔
EXPLORER	2001	2003		TEX / CR	60		60		60			C	↔	↔		↔
EXPLORER	2004		FO38RT17	TEX / CR	63		63		63			C	↔	↔		↔
EXPLORER	2004		FO38REH2	TEX / CR	63	Y	63	Y	63	PC			↔	↔		↔
F-150	1988	2004	FO38REH2	TEXAS	4C	Y	4C	Y	4C	Y			↔	↔	↔	↔
F-150	1998	2004	FO38RT3	TEXAS	4C		4C		4C			C	↔	↔	↔	↔

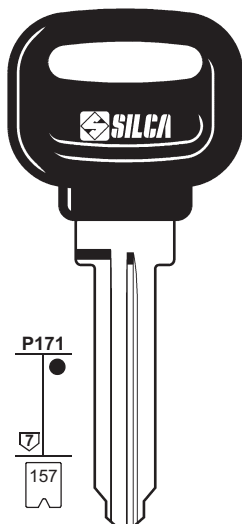
PER: 
FOR:

FORD USA



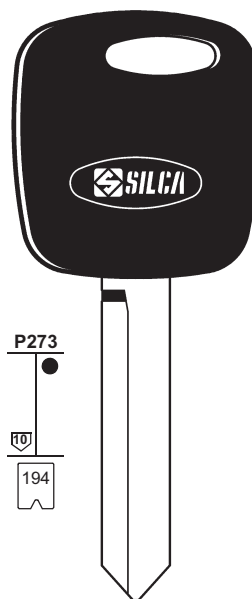
1030
●
○
157


FO22R
FA
6500-7733



P171
●
157


FO22RP
FA
6500-7733



P273
●
194

. . . A . . . 101-381.501-579
. . . B . . . 101-410.501-602
. . . C . . . 101-404.501-624
. . . D . . . 101-340.501-602
. . . E . . . 101-304.501-579

 
FO26T3

STRATTEC

PER: 
FOR:

FORD USA



P273
●
612

. . . . X
0001-1706

 
FO38RT3

 
FO38RT17

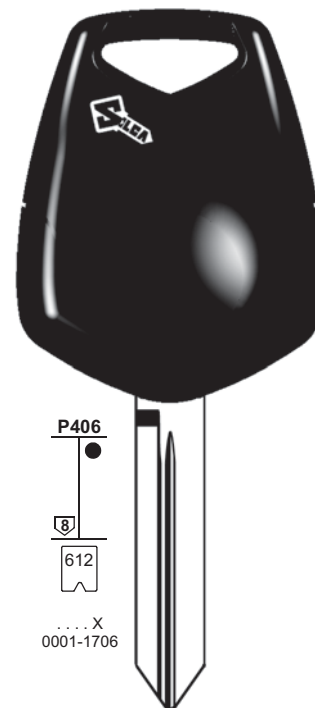
STRATTEC



P336
●
612

. . . . X
0001-1706

 
H86-PT





















P406
●
612

. . . . X
0001-1706

 
FO38REH2

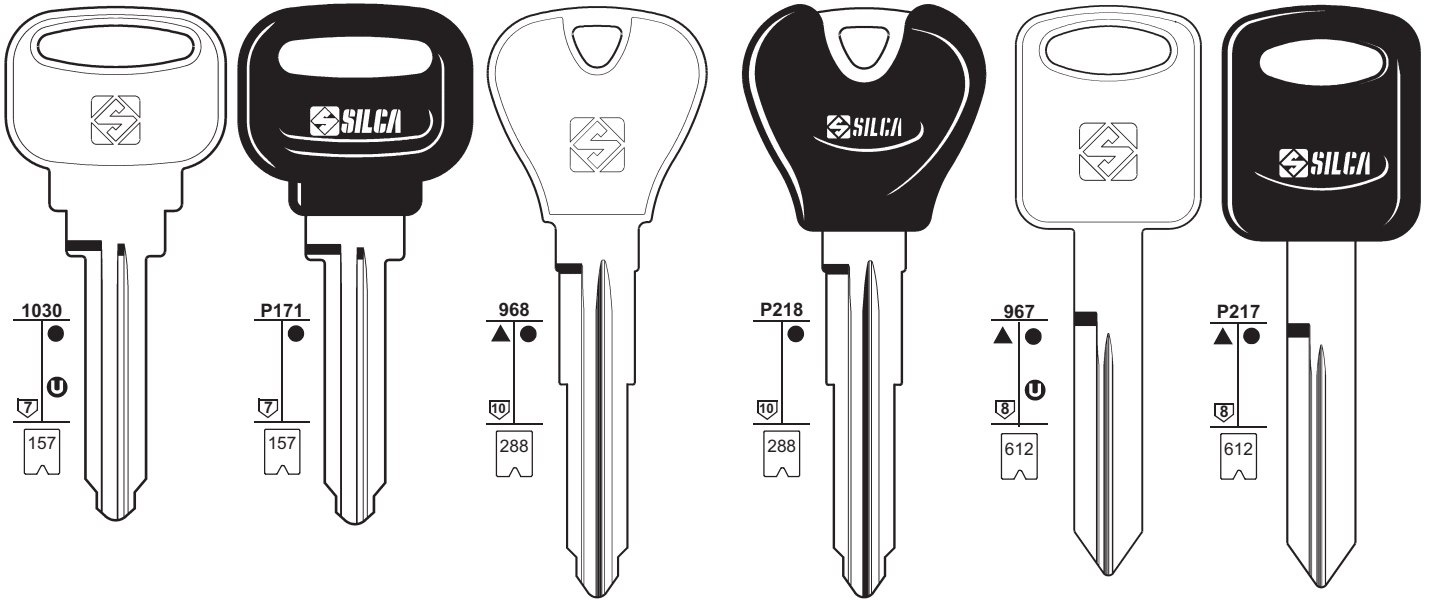
STRATTEC



1	2	2a	3	6	71	72	42	43 44a	9b	10b 10c	12	15	A	B	C	D			
				IGNITION 															
CAR MAKE/MODEL 	FROM 1995 	TO 2010 	SILCA REF.  Ref.	TRANSP. TYPE 	ID  FAST COPY PLUS RW4 PLUS	COPY  FAST COPY PLUS RW4 PLUS	ID  FAST COPY RW4	COPY  FAST COPY RW4	ID  RW3	COPY  RW3	STP 								
FORD USA																			
F-150	2004	2008	FO38RT17	TEX / CR	63		63		63			C	↔	↔		↔			
F-150	2004	2008	FO38REH2	TEX / CR	63	Y	63	Y	63	PC			↔	↔		↔			
F-150	2009			TEX / CR	63		63		63			C	↔	↔		↔			
F-250	1998	2004	FO38RT3	TEXAS	4C		4C		4C			C	↔	↔	↔	↔			
F-250	1998	2004	FO38REH2	TEXAS	4C	Y	4C	Y	4C	Y			↔	↔	↔	↔			
F-250	2004	2008	FO38RT17	TEX / CR	63		63		63			C	↔	↔		↔			
F-250	2004	2008	FO38REH2	TEX / CR	63	Y	63	Y	63	PC			↔	↔		↔			
F-250	2008			TEX / CR	63		63		63			C	↔	↔		↔			
F-350	1999	2003	FO38RT3	TEXAS	4C		4C		4C			C	↔	↔		↔			
F-350	1999	2003	FO38REH2	TEXAS	4C	Y	4C	Y	4C	Y			↔	↔		↔			
F-350	2004	2007	FO38RT17	TEX / CR	63		63		63			C	↔	↔		↔			
F-350	2004	2007	FO38REH2	TEX / CR	63	Y	63	Y	63	PC			↔	↔		↔			
F-350	2008			TEX / CR	63		63		63			C	↔	↔		↔			
FIVE HUNDRED	2005		FO38RT17	TEX / CR	63		63		63			C	↔	↔		↔			
FIVE HUNDRED	2005		FO38REH2	TEX / CR	63	Y	63	Y	63	PC			↔	↔		↔			
FLEX	2009			TEX / CR	63		63		63				↔	↔		↔			
FOCUS	2000	2004	H86-PT	TEX / CR	60		60		60			H	↔	↔	↔	↔			
FOCUS	2003	2007	H86-PT	TEX / CR	60		60		60			I	↔	↔	↔	↔			
FOCUS	2005	2007	FO38REH2	TEX / CR	63	Y	63	Y	63	PC			↔	↔		↔			
FOCUS	2006	2007	FO38RT17	TEX / CR	63		63		63			C	↔	↔		↔			
FOCUS	2008			TEX / CR	63		63		63			C	↔	↔		↔			
FREESTAR	2004		FO38RT17	TEX / CR	63		63		63			C	↔	↔		↔			
FREESTAR	2004		FO38REH2	TEX / CR	63	Y	63	Y	63	PC			↔	↔		↔			
FREESTYLE	2005		FO38RT17	TEX / CR	63		63		63			C	↔	↔		↔			
FREESTYLE	2005		FO38REH2	TEX / CR	63	Y	63	Y	63	PC			↔	↔		↔			
FUSION	2006	2009	FO38RT17	TEX / CR	63		63		63				↔	↔		↔			
FUSION	2006	2009	FO38REH2	TEX / CR	63	Y	63	Y	63	PC			↔	↔		↔			
GT	2005	2006	FO38RT3	TEXAS	4C		4C		4C			C	↔	↔		↔			
MERKUR	1990		FO22R										↔	↔		↔			
MERKUR	1990		FO22RP										↔	↔		↔			
MUSTANG COBRA	1996	1997	FO38REH2	TEXAS	4C	Y	4C	Y	4C	Y			↔	↔	↔	↔			
MUSTANG COBRA	1996	1997	FO38RT3	TEXAS	4C		4C		4C			B	↔	↔	↔	↔			
MUSTANG GT	1996	1997	FO38REH2	TEXAS	4C	Y	4C	Y	4C	Y			↔	↔	↔	↔			
MUSTANG GT	1996	1997	FO38RT3	TEXAS	4C		4C		4C			B	↔	↔	↔	↔			
MUSTANG	1997	1998	FO26T3	TEXAS	4C		4C		4C			B	↔	↔	↔	↔			
MUSTANG	1998	2004	FO38REH2	TEXAS	4C	Y	4C	Y	4C	Y			↔	↔	↔	↔			
MUSTANG	1998	2004	FO38RT3	TEXAS	4C		4C		4C			C	↔	↔	↔	↔			
MUSTANG	2005		FO38RT17	TEX / CR	63		63		63			I	↔	↔		↔			
MUSTANG	2005		FO38REH2	TEX / CR	63	Y	63	Y	63	PC			↔	↔		↔			

PER: 
FOR:

FORD USA





FO22R
FA
6500-7733


FO22RP
FA
6500-7733


FO32R
..... 10100-12099


FO32RAP
..... 10100-12099

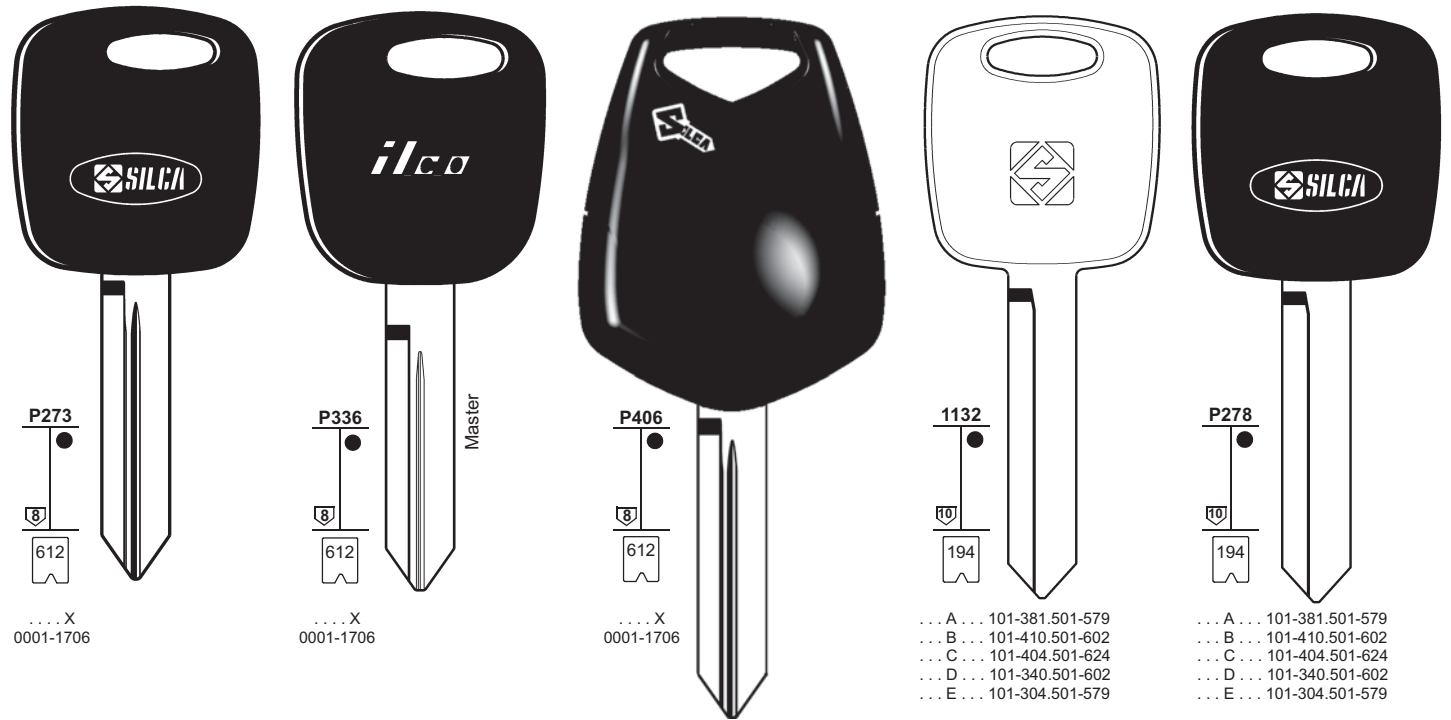

FO40R
..... X
0001-1706
..... Y
0001-1200


FO40RBP
..... X
0001-1706
..... Y
0001-1200

STRATTEC

PER: 
FOR:

FORD USA



P273
..... X
0001-1706

P336
..... X
0001-1706

P406
..... X
0001-1706

1132
... A ... 101-381.501-579
... B ... 101-410.501-602
... C ... 101-404.501-624
... D ... 101-340.501-602
... E ... 101-304.501-579

P278
... A ... 101-381.501-579
... B ... 101-410.501-602
... C ... 101-404.501-624
... D ... 101-340.501-602
... E ... 101-304.501-579


FO38RT3


H74-PT


FO38REH2


FO39




















FO39CP


FO38RT17
STRATTEC

STRATTEC

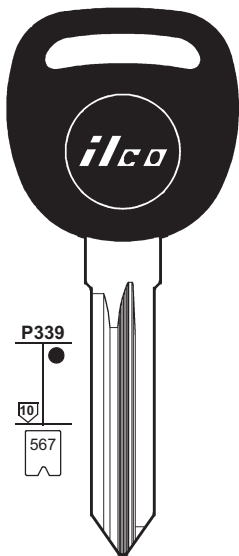


STRATTEC

1	2	2a	3	6	71	72	42	43 44a	9b	10b 10c	12	15	A	B	C	D
IGNITION																
																
CAR MAKE/MODEL	FROM	TO	SILCA REF.	TRANSP. TYPE	ID	COPY	ID	COPY	ID	COPY	STP					
	1995 	2010 	 Ref.		 FAST COPY PLUS RW4 PLUS	 FAST COPY PLUS RW4 PLUS	 FAST COPY RW4	 FAST COPY RW4	 RW3	 RW3						
FORD USA																
PROBE	1990	1993	FO22R											↔	↔	↔
PROBE	1990	1993	FO22RP											↔	↔	↔
PROBE	1994	1997	FO32R											↔	↔	↔
PROBE	1994	1997	FO32RAP											↔	↔	↔
RANGER XLT V6	1999	2000	FO38REH2	TEXAS	4C	Y	4C	Y	4C	Y				↔	↔	↔
RANGER XLT V6	1999	2000	FO38RT3	TEXAS	4C		4C		4C			C		↔	↔	↔
RANGER	1999	2000	FO38REH2	TEXAS	4C	Y	4C	Y	4C	Y				↔	↔	↔
RANGER	1999	2000	FO38RT3	TEXAS	4C		4C		4C			C		↔	↔	↔
RANGER	2001		FO38RT17	TEX / CR	63		63		63			C		↔	↔	↔
RANGER	2001		FO38REH2	TEX / CR	63	Y	63	Y	63	PC				↔	↔	↔
TAURUS LX / SHO	1996	1999	FO38REH2	TEXAS	4C	Y	4C	Y	4C	Y				↔	↔	↔
TAURUS LX / SHO	1996	1997	FO38RT3	TEXAS	4C		4C		4C			B		↔	↔	↔
TAURUS LX / SHO	1998	1999	FO38RT3	TEXAS	4C		4C		4C			C		↔	↔	↔
TAURUS WAGON	1996	1997	FO40R											↔	↔	↔
TAURUS WAGON	1996	1997	FO40RBP											↔	↔	↔
TAURUS	1996	1997	FO40R											↔	↔	↔
TAURUS	1996	1997	FO40RBP											↔	↔	↔
TAURUS	2000	2003		TEX / CR	60		60		60			C		↔	↔	↔
TAURUS	2000	2003	FO38REH2	TEX / CR	60	Y	60	Y	60	PC				↔	↔	↔
TAURUS	2004	2007	FO38RT17	TEX / CR	63		63		63			C		↔	↔	↔
TAURUS	2004	2007	FO38REH2	TEX / CR	63	Y	63	Y	63	PC				↔	↔	↔
TAURUS	2008			TEX / CR	63		63		63			C		↔	↔	↔
THUNDERBIRD	2002	2005	H74-PT	TEX / CR	60		60		60			C		↔	↔	↔
THUNDERBIRD	2002	2005	FO38REH2	TEX / CR	60	Y	60	Y	60	PC				↔	↔	↔
THUNDERBIRD	2002	2005	FO38REH2	TEX / CR	63	Y	63	Y	63	PC				↔	↔	↔
THUNDERBIRD	2002	2005	FO38RT17	TEX / CR	63		63		63			C		↔	↔	↔
TRUCK	1996	1997	FO40R											↔	↔	↔
TRUCK	1996	1997	FO40RBP											↔	↔	↔
WINDSTAR	1999	2000	FO38REH2	TEXAS	4C	Y	4C	Y	4C	Y				↔	↔	↔
WINDSTAR	1999	2000	FO38RT3	TEXAS	4C		4C		4C			C		↔	↔	↔
WINDSTAR	2001		FO38REH2	TEX / CR	63	Y	63	Y	63	PC				↔	↔	↔
WINDSTAR	2001		FO38RT17	TEX / CR	63		63		63			C		↔	↔	↔
SOME MODELS	1995	1997	FO39											↔	↔	↔
SOME MODELS	1995	1997	FO39CP											↔	↔	↔

PER:  GMC (GM)

HOLDEN



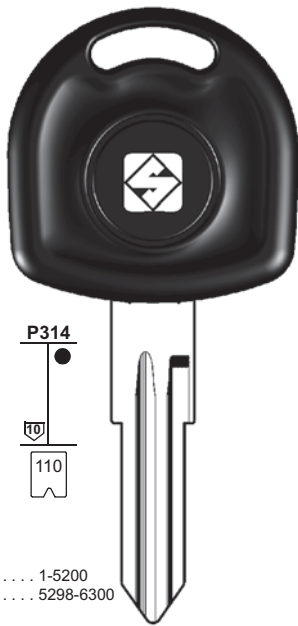
P339



G 0-3631



B111-PT



P314



S 1-5200
S 5298-6300



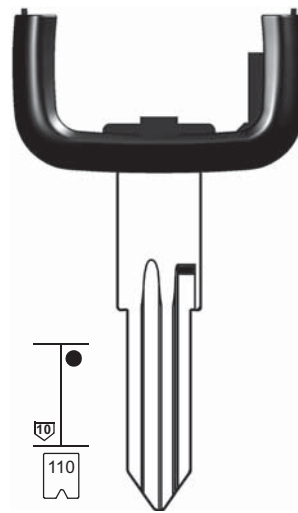
HU46T12



HU46T9



HU46T2



P314



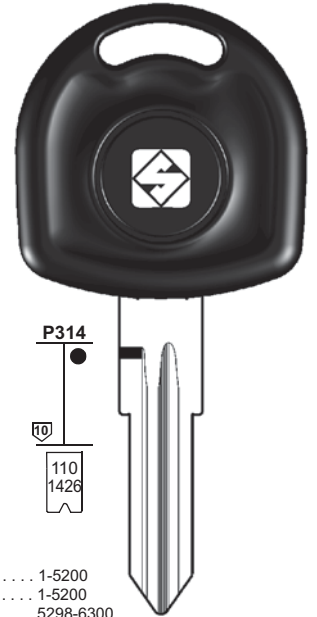
S 1-5200
S 5298-6300



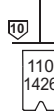
HU46AT12



HU46AT9



P314



D 1-5200
S 1-5200
S 5298-6300
. . . . 1002-3997
. . . . 4000-5874



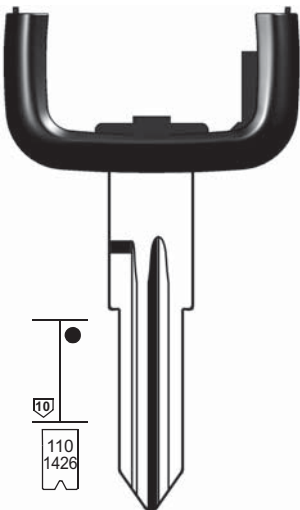
YM28T2

HUF

VALEO - YMOS

PER:  HOLDEN

HOLDEN



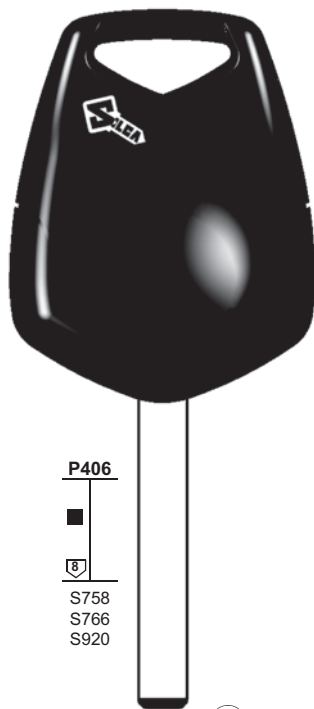
YM28AT12

D 1-5200
S 1-5200
S 5298-6300
. . . . 1002-3997
. . . . 4000-5874

YM28AT9

D 1-5200
S 1-5200
S 5298-6300
. . . . 1002-3997
. . . . 4000-5874

VALEO - YMOS



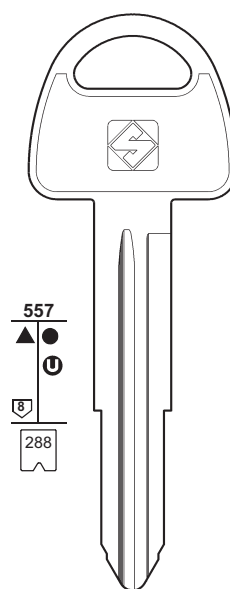
P406

S758
S766
S920

HU100EHP

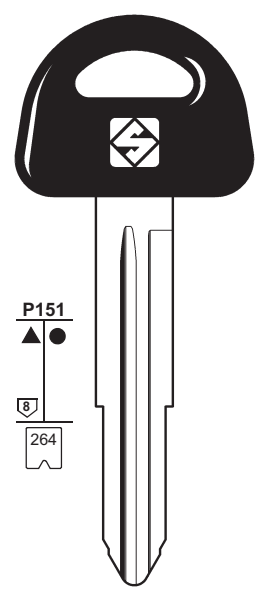
Z 1-2000
Z 2001-4000
Z 4001-6000

HUF



SZ12
















U 1-2000



SZ12P

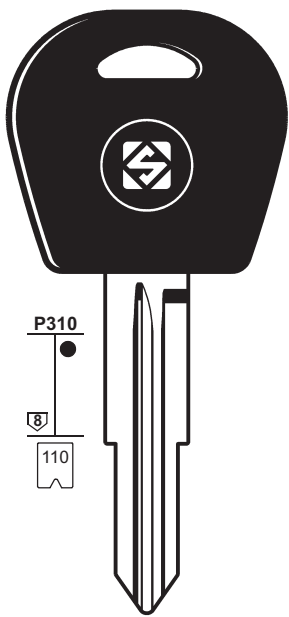
U 1-2000

SUZUKI

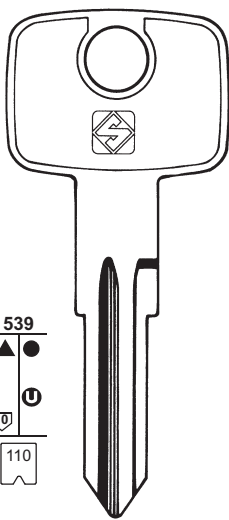
1	2	2a	3	6	71	72	42	43 44a	9b	10b 10c	12	15	A	B	C	D
IGNITION 																
CAR MAKE/MODEL	FROM	TO	SILCA REF.	TRANSP. TYPE	ID	COPY	ID	COPY	ID	COPY	STP					
	1995	2010	 Ref.		 FAST COPY PLUS RW4 PLUS	 FAST COPY PLUS RW4 PLUS	 FAST COPY RW4	 FAST COPY RW4	 RW3	 RW3						
GMC (GM)																
ACADIA	2007		B111-PT	PH / CR2	46			46		46			⇐	⇐		⇐
DENALI	2007		B111-PT	PH / CR2	46			46		46			⇐	⇐		⇐
ENVOY	2007		B111-PT	PH / CR2	46			46		46			⇐	⇐		⇐
SAVANA	2008		B111-PT	PH / CR2	46			46		46			⇐	⇐		⇐
SIERRA	2007		B111-PT	PH / CR2	46			46		46			⇐	⇐		⇐
YUKON	2007		B111-PT	PH / CR2	46			46		46			⇐	⇐		⇐
HOLDEN																
ASTRA	1995	1998	HU46T2	PH	33	Y		33	Y	33	Y	S-O	⇐	⇐	⇐	⇐
ASTRA	1995	1998	YM28T2	PH	33	Y		33	Y	33	Y	S-O	⇐	⇐	⇐	⇐
ASTRA	1998	2001	HU46AT9	PH / CR	40	ID		40	ID	40	ID		⇐	⇐	⇐	⇐
ASTRA	1998	2001	HU46T9	PH / CR	40	ID		40	ID	40	ID		⇐	⇐	⇐	⇐
ASTRA	1998	2001	YM28AT9	PH / CR	40	ID		40	ID	40	ID		⇐	⇐	⇐	⇐
ASTRA	1998	2000	HU46T2	PH / CR	40	RD		40	RD	40	ID		⇐	⇐	⇐	⇐
ASTRA	2001	2004	HU46AT12	PH / CR	40	ID		40	ID	40	ID		⇐	⇐	⇐	⇐
ASTRA	2001	2004	HU46T12	PH / CR	40	ID		40	ID	40	ID		⇐	⇐	⇐	⇐
ASTRA	2001	2004	YM28AT12	PH / CR	40	ID		40	ID	40	ID		⇐	⇐	⇐	⇐
ASTRA	2004			PH / CR2	46			46		46			⇐	⇐		⇐
ASTRA	2004		HU100EHP	PH / CR2	46	Y		46	P-BOX	46			⇐	⇐		⇐
BARINA	1991	1994	SZ12										⇐	⇐	⇐	⇐
BARINA	1991	1994	SZ12P										⇐	⇐	⇐	⇐

PER: 
FOR:

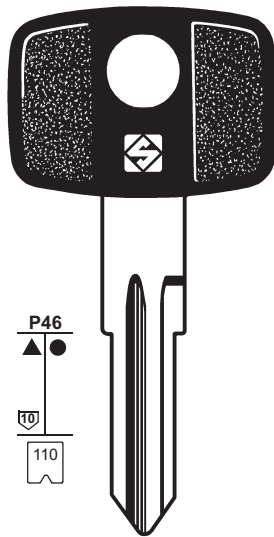
HOLDEN




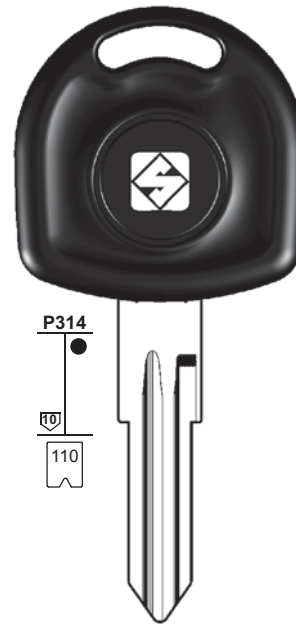

DWO4RT6
J 1-1200



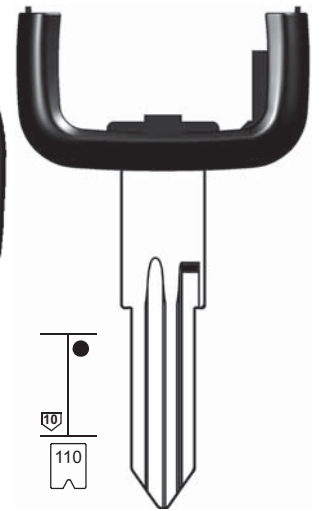

HU46
S 1-5200
S 5298-6300




HU46P
S 1-5200
S 5298-6300




HU46T9
S 1-5200
S 5298-6300




HU46AT9
S 1-5200
S 5298-6300

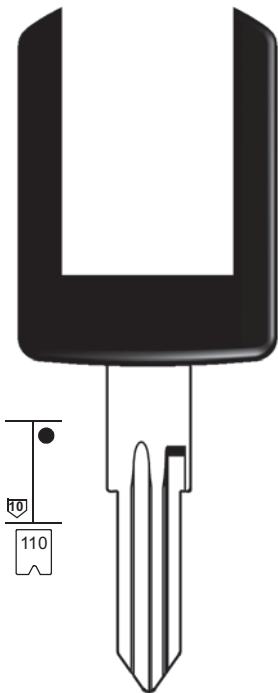

HU46T2
S 1-5200
S 5298-6300

HUF

HUF

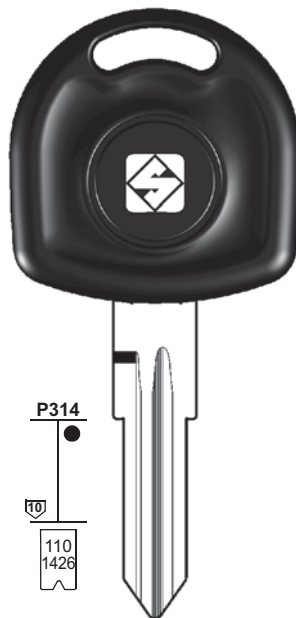
PER: 
FOR:


HOLDEN



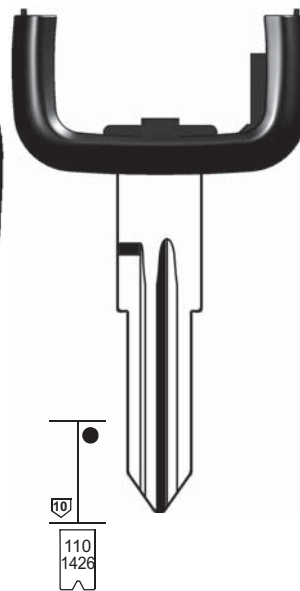

HU46BT12
S 1-5200
S 5298-6300


HUF



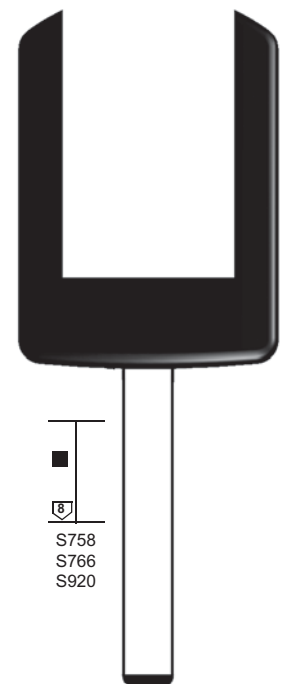

YM28T2
D 1-5200
S 1-5200
S 5298-6300
. . . . 1002-3997
. . . . 4000-5874


VALEO - YMOS




YM28AT9
D 1-5200
S 1-5200
S 5298-6300
. . . . 1002-3997
. . . . 4000-5874

VALEO - YMOS





HU100BT12
Z 1-2000
Z 2001-4000
Z 4001-6000

HUF

1	2	2a	3	6	71	72	42	43 44a	9b	10b 10c	12	15	A	B	C	D		
				IGNITION 														
CAR MAKE/MODEL	FROM	TO	SILCA REF.	TRANSP. TYPE	ID	COPY	ID	COPY	ID	COPY	STP							
	1995 	2010 	 Ref.		 FAST COPY PLUS RW4 PLUS	 FAST COPY PLUS RW4 PLUS	 FAST COPY RW4	 FAST COPY RW4	 RW3	 RW3								
HOLDEN																		
BARINA	1994	1995	HU46										←	←	←	←		
BARINA	1994	1995	HU46P										←	←	←	←		
BARINA	1995	1998	HU46T2	PH	33	Y	33	Y	33	Y	S-O		←	←	←	←		
BARINA	1995	1998	YM28T2	PH	33	Y	33	Y	33	Y	S-O		←	←	←	←		
BARINA	1998	1999	HU46AT9	PH / CR	40	ID	40	ID	40	ID			←	←	←	←		
BARINA	1998	1999	HU46T9	PH / CR	40	ID	40	ID	40	ID			←	←	←	←		
BARINA	1998	1999	YM28AT9	PH / CR	40	ID	40	ID	40	ID			←	←	←	←		
BARINA	1998	1999	HU46T2	PH / CR	40	RD	40	RD	40	ID			←	←	←	←		
BARINA	1998	1999	YM28T2	PH / CR	40	RD	40	RD	40	ID			←	←	←	←		
BARINA	2000	2004	HU46BT12	PH / CR	40	ID	40	ID	40	ID			←	←	←	←		
BARINA	2004	2006	HU100BT12	PH / CR	40	ID	40	ID	40	ID			←	←		←		
BARINA	2006		DWO4RT6	MEG / CR	48		48		48				←	←				
BARINA	2006			PH / CR2	46		46		46				←					

PER: 
FOR:

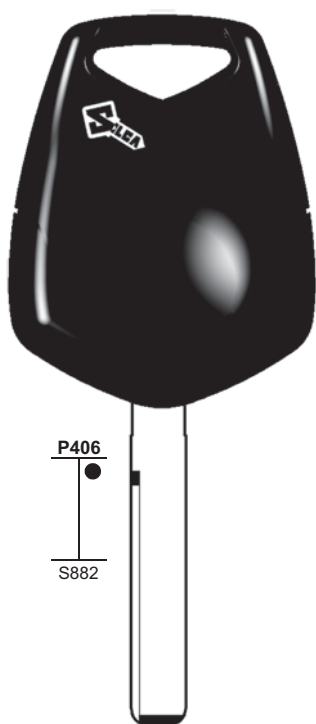
HOLDEN



P314
110

 
HU46T2
S 1-5200
S 5298-6300

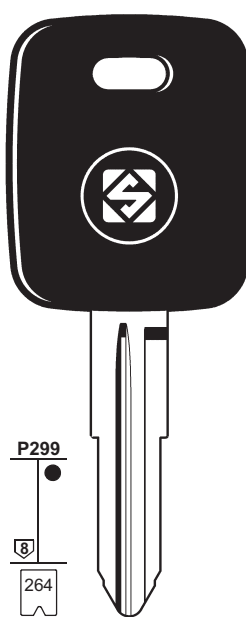
HUF



P406
S882

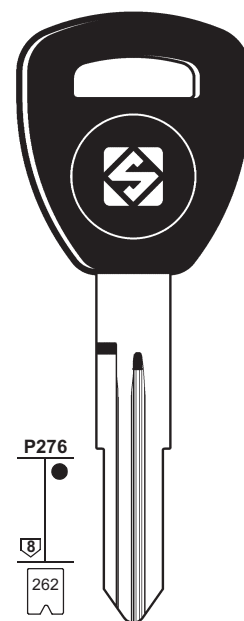
 
GM45EHP
60000-62113

GENERAL MOTORS



P299
264

 
GM15T5
N
5001-7000

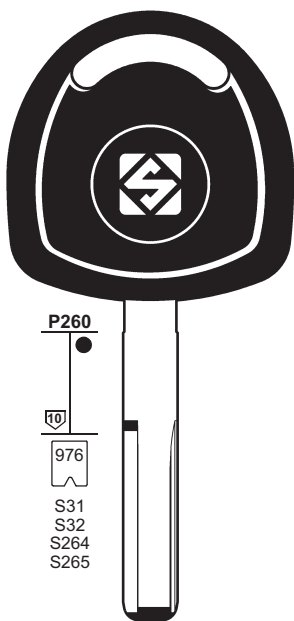


P276
262



 
HON58RT6
. . . . 5001-8442



PER: 
FOR:

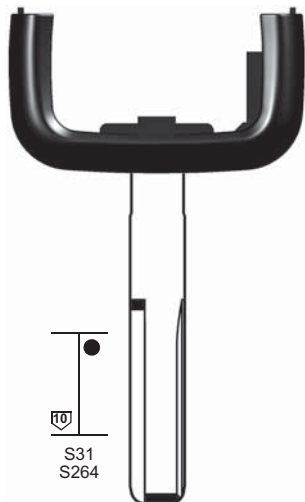
HOLDEN



P260
976
S31
S32
S264
S265

 
HU43T9
H 0001-3000
WH 0001-3000

 
HU43T2
H 0001-3000
WH 0001-3000

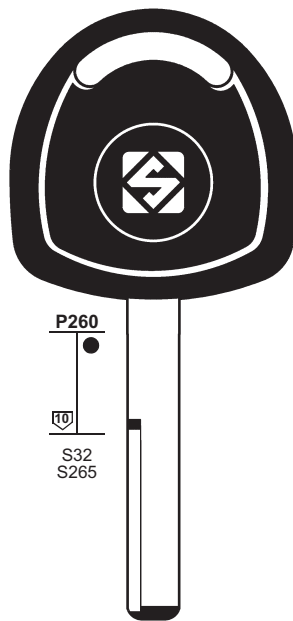


S31
S264

 
HU43AT9
H
WH
0001-3000

WITTE

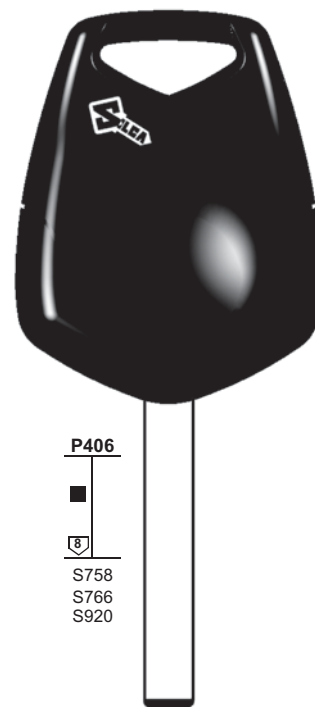
HUF





P260
S32
S265

 
YM27T2
Y
WY
1-3000

YMOS



P406
S758
S766
S920

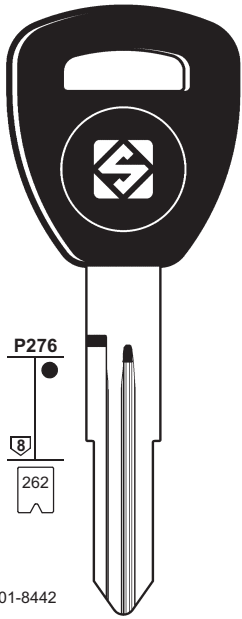
 
HU100EHP
Z 1-2000
Z 2001-4000
Z 4001-6000

HUF

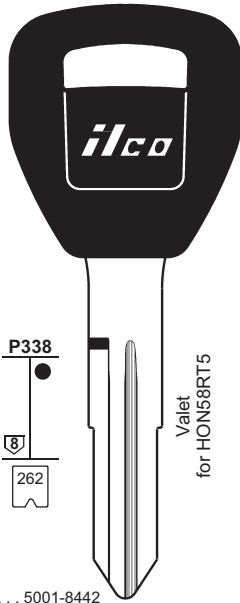
1	2	2a	3	6	71	72	42	43 44a	9b	10b 10c	12	15	A	B	C	D
IGNITION																
CAR MAKE/MODEL 	FROM 1995 	TO 2010 	SILCA REF. Ref.	TRANSP. TYPE 	ID FAST COPY PLUS RW4 PLUS	COPY FAST COPY PLUS RW4 PLUS	ID FAST COPY RW4	COPY FAST COPY RW4	ID RW3	COPY RW3	STP 					
HOLDEN																
COMBO	1998		HU46T2	PH	33	Y	33	Y	33	Y	S-O					
COMMODORE VE	2006			PH / CR2	46		46		46							
COMMODORE VE	2006		GM45EHP	PH / CR2	46	Y	46	P-BOX	46							
FRONTERA	1996	1999	GM15T5	MEG	13	Y	13	Y	13	Y	Meg					
FRONTERA	1999		HON58RT6	MEG / CR	48		48		48							
JACKAROO	1999			TEX / CR	60		60		60							
VECTRA	1995	1998	HU43T2	PH	33	Y	33	Y	33	Y	S-O					
VECTRA	1995	1998	YM27T2	PH	33	Y	33	Y	33	Y	S-O					
VECTRA	1998	2004	HU43AT9	PH / CR	40	ID	40	ID	40	ID						
VECTRA	1998	2004	HU43T9	PH / CR	40	ID	40	ID	40	ID						
VECTRA	1998	1999	HU43T2	PH / CR	40	RD	40	RD	40	ID						
VECTRA	2004			PH / CR2	46		46		46							
VECTRA	2004		HU100EHP	PH / CR2	46	Y	46	P-BOX	46							
VIVA	2006			TEX / CR	60		60		60							
ZAFIRA	2004			PH / CR2	46		46		46							
ZAFIRA	2004		HU100EHP	PH / CR2	46	Y	46	P-BOX	46							

PER: 
FOR:

HONDA USA



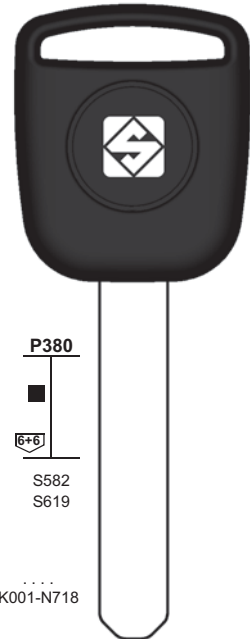
... 5001-8442



... 5001-8442



Valet
for HON58RT5

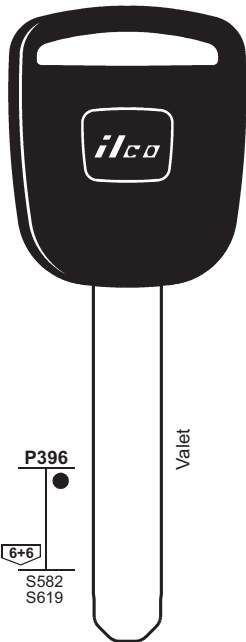


... K001-N718

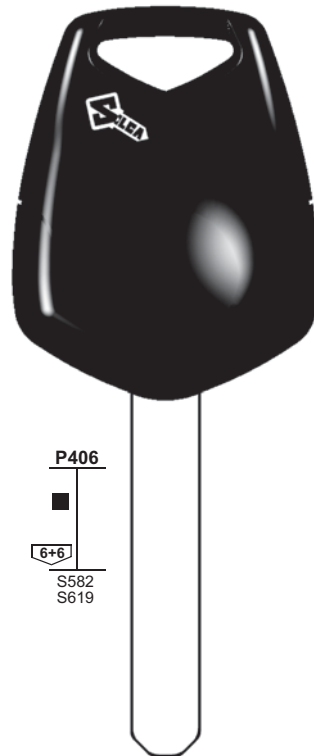


PER: 
FOR:

HONDA USA



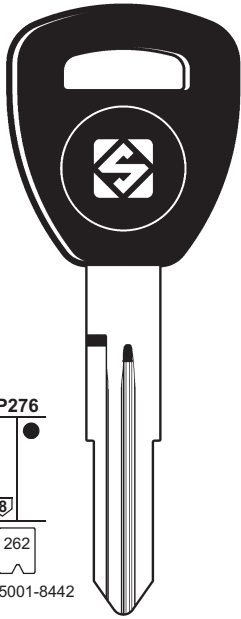
Valet



1	2	2a	3	6	71	72	42	43 44a	9b	10b 10c	12	15	A	B	C	D	
IGNITION																	
CAR MAKE/MODEL	FROM	TO	SILCA REF.	TRANSP. TYPE	ID	COPY	ID	COPY	ID	COPY	STP						
	1995	2010	 Ref.		 FAST COPY PLUS RW4 PLUS	 FAST COPY PLUS RW4 PLUS	 FAST COPY RW4	 FAST COPY RW4	 RW3	 RW3							
HONDA USA																	
ACCORD	1998	2002	HD107-PT5	MEG	13	Y	13	Y	13	Y			↔	↔	↔		
ACCORD	1998	2002	HON58RT5	MEG	13	Y	13	Y	13	Y			↔	↔	↔	↔	
ACCORD	2003		HON66T14	PH / CR2	46		46		46				↔	↔			
ACCORD	2003		HON66EHP	PH / CR2	46	Y	46	P-BOX	46				↔	↔			
CIVIC	2001	2002	HD107-PT5	MEG	13	Y	13	Y	13	Y			↔	↔	↔		
CIVIC	2001	2002	HON58RT5	MEG	13	Y	13	Y	13	Y			↔	↔	↔	↔	
CIVIC	2003	2005	HON66T5	MEG	13	Y	13	Y	13	Y			↔	↔		↔	
CIVIC	2006		HON66T14	PH / CR2	46		46		46				↔				
CIVIC	2006		HON66EHP	PH / CR2	46	Y	46	P-BOX	46				↔				
CR-V	2002	2006	HON66T5	MEG	13	Y	13	Y	13	Y			↔	↔	↔	↔	
CR-V	2002	2006	HOV01T5	MEG	13	Y	13	Y	13	Y			↔	↔	↔	↔	
CR-V	2007		HON66T14	PH / CR2	46		46		46				↔	↔			
CR-V	2007		HON66EHP	PH / CR2	46	Y	46	P-BOX	46				↔	↔			
ELEMENT	2003	2005	HON66T5	MEG	13	Y	13	Y	13	Y			↔	↔		↔	
ELEMENT	2006		HON66T14	PH / CR2	46		46		46				↔	↔		↔	
ELEMENT	2006		HON66EHP	PH / CR2	46	Y	46	P-BOX	46				↔	↔		↔	
FIT	2007	2008	HON66T27	SOK / CR	8E		8E						↔				
FIT	2009		HON66T14	PH / CR2	46		46		46				↔	↔			
FIT	2009		HON66EHP	PH / CR2	46	Y	46	P-BOX	46				↔	↔			
INSIGHT	2000	2006	HD107-PT5	MEG	13	Y	13	Y	13	Y			↔	↔	↔		
INSIGHT	2000	2006	HON58RT5	MEG	13	Y	13	Y	13	Y			↔	↔	↔	↔	
ODYSSEY	1998	2002	HD107-PT5	MEG	13	Y	13	Y	13	Y			↔	↔	↔		
ODYSSEY	1998	2002	HON58RT5	MEG	13	Y	13	Y	13	Y			↔	↔	↔	↔	
ODYSSEY	2003	2004	HON66T5	MEG	13	Y	13	Y	13	Y			↔	↔		↔	
ODYSSEY	2003	2004	HOV01T5	MEG	13	Y	13	Y	13	Y			↔	↔			
ODYSSEY	2005		HON66T14	PH / CR2	46		46		46				↔	↔		↔	
ODYSSEY	2005		HON66EHP	PH / CR2	46	Y	46	P-BOX	46				↔	↔		↔	
PILOT	2003	2005	HON66T5	MEG	13	Y	13	Y	13	Y			↔	↔	↔	↔	
PILOT	2003	2005	HOV01T5	MEG	13	Y	13	Y	13	Y			↔	↔	↔	↔	
PILOT	2006		HON66T14	PH / CR2	46		46		46				↔	↔		↔	
PILOT	2006		HON66EHP	PH / CR2	46	Y	46	P-BOX	46				↔	↔		↔	
PRELUDE	1997	2002	HD107-PT5	MEG	13	Y	13	Y	13	Y	Meg		↔	↔	↔		
PRELUDE	1997	2002	HON58RT5	MEG	13	Y	13	Y	13	Y	Meg		↔	↔	↔	↔	
RIDGELINE	2005		HON66T14	PH / CR2	46		46		46				↔				
RIDGELINE	2005		HON66EHP	PH / CR2	46	Y	46	P-BOX	46				↔				
S2000	2000	2002	HD107-PT5	MEG	13	Y	13	Y	13	Y			↔	↔	↔		
S2000	2000	2002	HON58RT5	MEG	13	Y	13	Y	13	Y			↔	↔	↔	↔	
S2000	2003	2005	HON66T5	MEG	13	Y	13	Y	13	Y			↔	↔		↔	
S2000	2006		HON66T27	SOK / CR	8E		8E						↔				

PER: 
FOR:

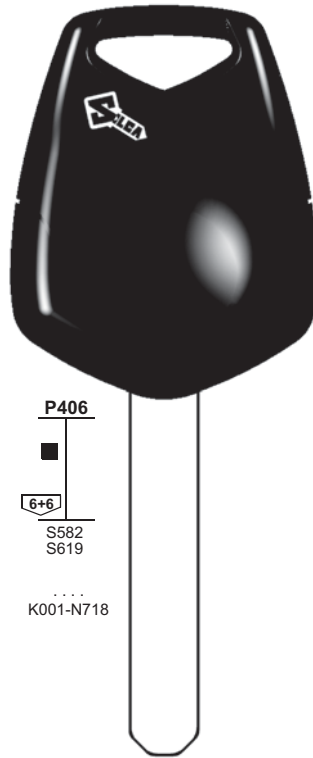
HONDA



P276

8
262

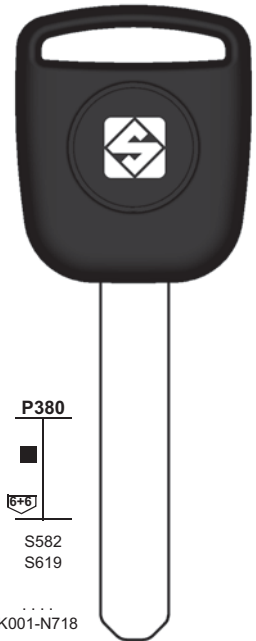
... 5001-8442



P406

6+6
S582
S619

... K001-N718



P380

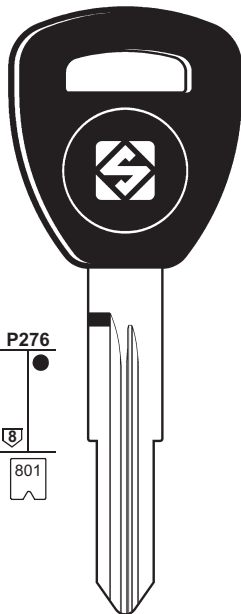
6+6
S582
S619

... K001-N718



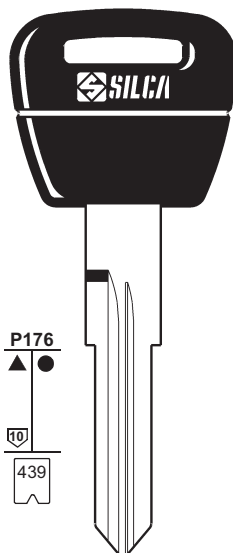
PER: 
FOR:

HONDA



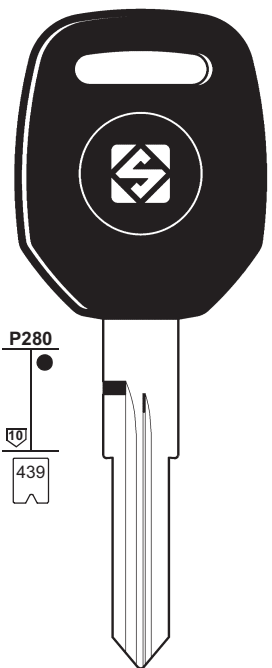
P276

8
801



P176

10
439



P280

10
439



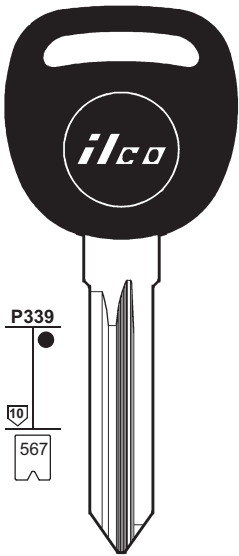
NEIMAN - VALEO

1	2	2a	3	6	71	72	42	43 44a	9b	10b 10c	12	15	A	B	C	D
IGNITION																
CAR MAKE/MODEL	FROM	TO	SILCA REF.	TRANSP. TYPE	ID	COPY	ID	COPY	ID	COPY	STP					
	1995	2010	 Ref.		 FAST COPY PLUS RW4 PLUS	 FAST COPY PLUS RW4 PLUS	 FAST COPY RW4	 FAST COPY RW4	 RW3	 RW3						
HONDA																
ACCORD AERODECK	1995	1997	HON58RT5	MEG	13	Y	13	Y	13	Y	Meg		⇐	⇐	⇐	⇐
ACCORD COUPÉ	1995	2002	HON58RT5	MEG	13	Y	13	Y	13	Y	Meg		⇐	⇐		⇐
ACCORD	1995	1999	NE77RT2	PH	33	Y	33	Y	33	Y			⇐	⇐	⇐	⇐
ACCORD	1999	2002	HON58RT6	MEG / CR	48		48		48							
ACCORD	1999	2002	HON65RT6	MEG / CR	48		48		48							
ACCORD	2003	2006	HON66EHP	PH / CR2	46	Y	46	P-BOX	46				⇐	⇐		
ACCORD	2003	2006	HON66T14	PH / CR2	46		46		46				⇐	⇐		
ACCORD	2003	2006	HON66T6	MEG / CR	48		48		48				⇐	⇐		⇐
ACCORD	2006	2008	HON66T27	SOK / CR	8E		8E						⇐	⇐		⇐
ACCORD	2008		HON66T14	PH / CR2	46		46		46				⇐			
ACCORD	2008		HON66EHP	PH / CR2	46	Y	46	P-BOX	46				⇐			
CIVIC (5 doors)	1995	1995	NE77RDP										⇐	⇐	⇐	⇐
CIVIC (5 doors)	1996	2000	NE77RT2	PH	33	Y	33	Y	33	Y			⇐	⇐	⇐	⇐
CIVIC (Australia)	2002		HON66T5	MEG	13	Y	13	Y	13	Y	Meg		⇐	⇐		⇐
CIVIC (Australia)	2003		HON66EHP	PH / CR2	46	Y	46	P-BOX	46				⇐	⇐		⇐
CIVIC (Australia)	2003		HON66T14	PH / CR2	46		46		46				⇐	⇐		⇐
CIVIC Aerodeck	1998	2000	NE77RT2	PH	33	Y	33	Y	33	Y			⇐	⇐	⇐	⇐
CIVIC	1995	1999	HON58RT5	MEG	13	Y	13	Y	13	Y	Meg		⇐	⇐	⇐	⇐
CIVIC	1999	2002	HON58RT6	MEG / CR	48		48		48				⇐	⇐		⇐
CIVIC	2002	2005	HON66T6	MEG / CR	48		48		48				⇐	⇐		⇐
CIVIC	2006		HON66T14	PH / CR2	46		46		46				⇐			⇐
CIVIC	2006		HON66EHP	PH / CR2	46	Y	46	P-BOX	46				⇐			⇐
CR-V (Australia)	2002		HON66T5	MEG	13	Y	13	Y	13	Y	Meg		⇐	⇐		⇐
CR-V	1997	1999	HON58RT5	MEG	13	Y	13	Y	13	Y	Meg		⇐	⇐	⇐	⇐
CR-V	1999	2001	HON58RT6	MEG / CR	48		48		48				⇐	⇐		⇐
CR-V	2002	2006	HON66T6	MEG / CR	48		48		48				⇐	⇐		⇐
CR-V	2007		HON66T14	PH / CR2	46		46		46				⇐	⇐		⇐
CR-V	2007		HON66EHP	PH / CR2	46	Y	46	P-BOX	46				⇐	⇐		⇐
FR-V	2004	2007	HON66T6	MEG / CR	48		48		48				⇐	⇐		⇐
FR-V	2007		HON66T27	SOK / CR	8E		8E						⇐	⇐		⇐
HR-V	1999	2005	HON58RT6	MEG / CR	48		48		48				⇐	⇐		
INSIGHT	2001	2005	HON58RT6	MEG / CR	48		48		48				⇐	⇐		⇐
INSIGHT	2009			PH / CR2	46		46		46				⇐			
INSIGHT	2009		HON66EHP	PH / CR2	46	Y	46	P-BOX	46				⇐			
INTEGRA	1998	2001	HON58RT5	MEG	13	Y	13	Y	13	Y	Meg		⇐	⇐	⇐	⇐
JAZZ (Australia)	2001		HON66T5	MEG	13	Y	13	Y	13	Y	Meg		⇐	⇐		⇐
JAZZ	2001	2007	HON66T6	MEG / CR	48		48		48				⇐	⇐		⇐
JAZZ	2006	2008	HON66T27	SOK / CR	8E		8E						⇐	⇐		⇐
JAZZ	2009			PH / CR2	46		46		46				⇐	⇐		⇐
JAZZ	2009		HON66EHP	PH / CR2	46	Y	46	P-BOX	46				⇐	⇐		⇐
LEGEND	1996	2004	HON58RT5	MEG	13	Y	13	Y	13	Y	Meg		⇐	⇐	⇐	⇐
LEGEND	2007		HON66T27	SOK / CR	8E		8E						⇐			⇐
LOGO	1999	2001	HON58RT6	MEG / CR	48		48		48							
MDX (Australia)	2003		HON66EHP	PH / CR2	46	Y	46	P-BOX	46				⇐	⇐		⇐
MDX (Australia)	2003		HON66T14	PH / CR2	46		46		46				⇐	⇐		⇐
NSX	1997	2005	HON58RT5	MEG	13	Y	13	Y	13	Y			⇐	⇐		⇐
PASSPORT	1998		HON58RT5	MEG	13	Y	13	Y	13	Y						
PRELUDE	1997	2001	HON58RT5	MEG	13	Y	13	Y	13	Y			⇐	⇐	⇐	⇐
S2000	2000	2003	HON58RT6	MEG / CR	48		48		48				⇐	⇐		
S2000	2004	2005	HON66T6	MEG / CR	48		48		48				⇐	⇐		
S2000	2006		HON66T27	SOK / CR	8E		8E						⇐	⇐		⇐
SHUTTLE	1995	2000	HON58RT5	MEG	13	Y	13	Y	13	Y	Meg		⇐	⇐	⇐	⇐
SHUTTLE	2000		HON58RT6	MEG / CR	48		48		48				⇐	⇐		⇐
STREAM	2001	2003	HON58RT6	MEG / CR	48		48		48				⇐	⇐	⇐	⇐
STREAM	2003		HON66T6	MEG / CR	48		48		48				⇐	⇐	⇐	⇐

PER: 
FOR:

HUMMER

HYUNDAI

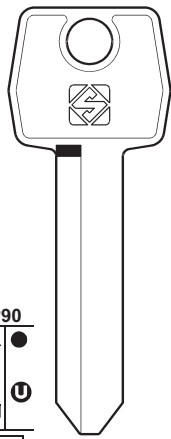


P339

10
567



B111-PT
G 0-3631

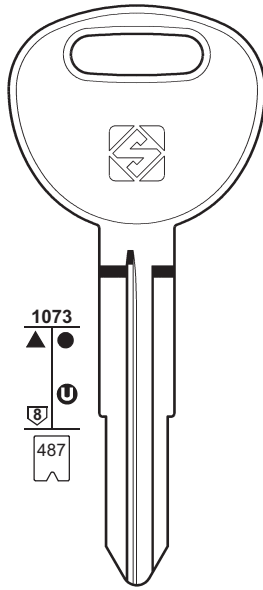


P90

5-6
193
140



FO6
AF 1-2700
FA 0-1863
PA 0-1863

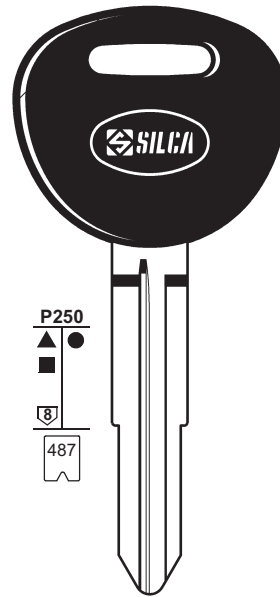


1073

8
487



HYN10
R 1-1000
K 1-1000

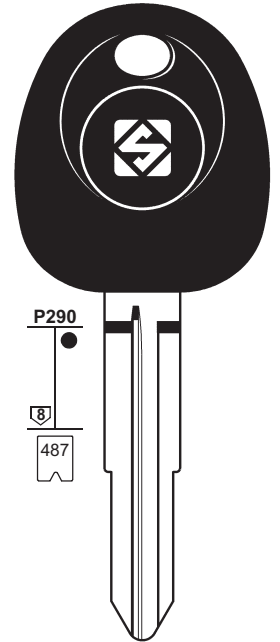


P250

8
487



HYN10BP
R 1-1000
K 1-1000



P290

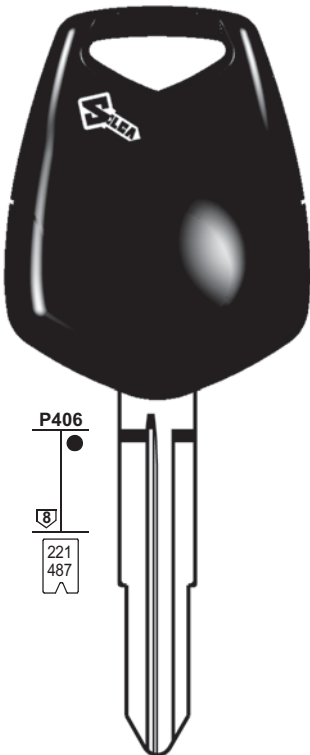
8
487



HYN10T4
R 1-1000
K 1-1000

PER: 
FOR:

HYUNDAI

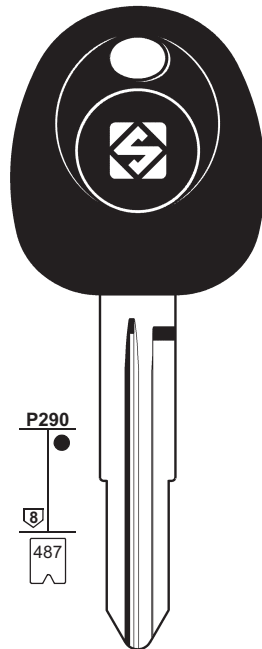


P406

8
221
487



HYN10EH2
R 1-1000
K 1-1000

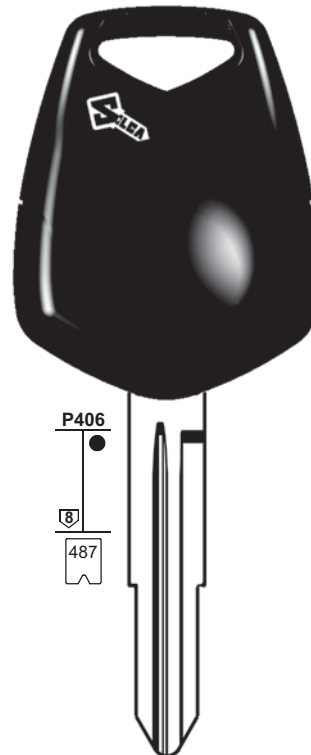


P290

8
487



HYN6T14
T 1-1000



P406

8
487



HYN6EHP
T 1-1000



P322

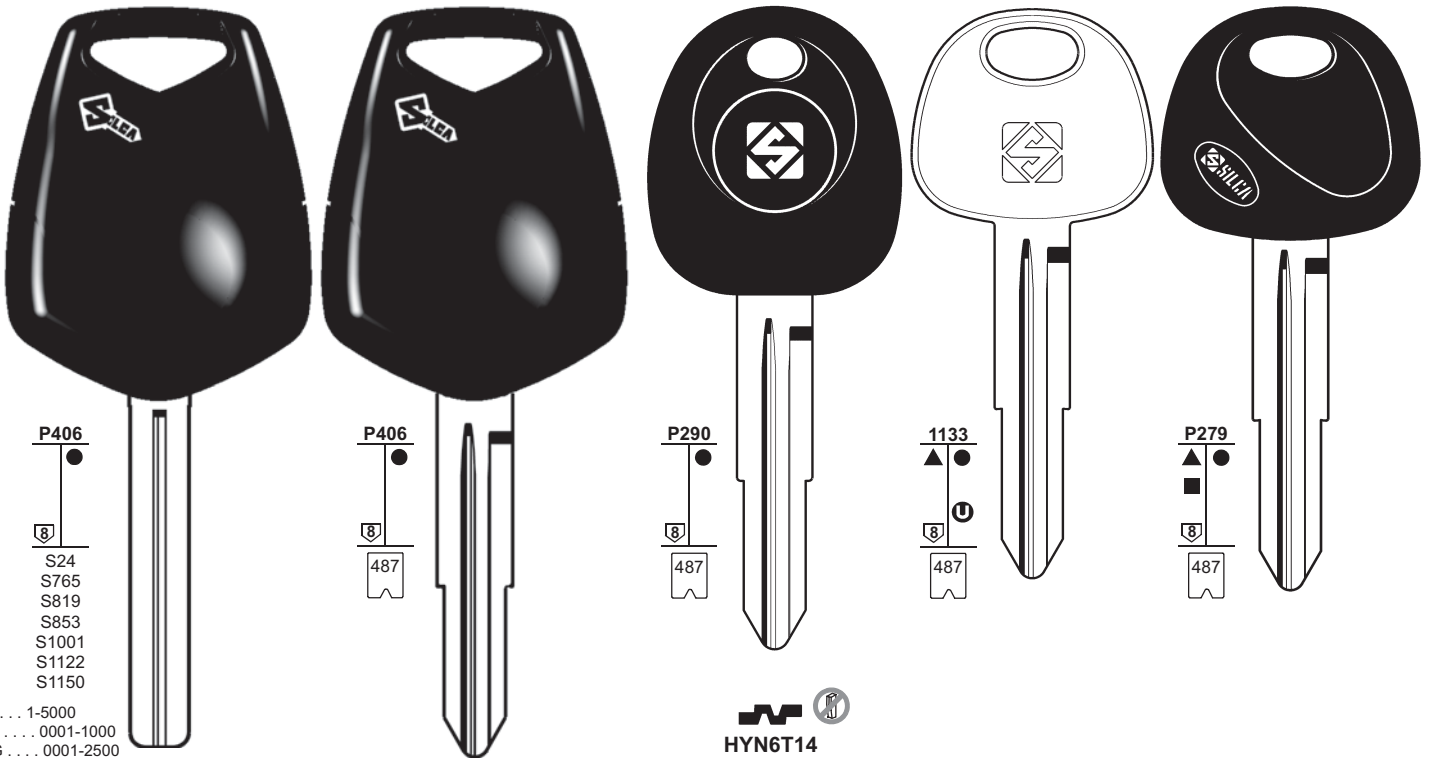
S819
S853
S1001
S1122
S1150



KIA7T14
G 0001-2500
J 0001-2500
K 0001-2500
L 0001-1000
P 0001-2500

PER: 
FOR:

HYUNDAI



P406
●
8
S24
S765
S819
S853
S1001
S1122
S1150

P406
●
8
487

P290
●
8
487

1133
▲ ●
8 U
487

P279
▲ ●
8
487

..... 1-5000
L 0001-1000
G 0001-2500
J 0001-2500
K 0001-2500
P 0001-2500
..... 30001-31200

 
TOY40EHP

 
HYN6EH2
T 1-1000

 
HYN6EHP
T 1-1000

 
HYN6T4
T 1-1000

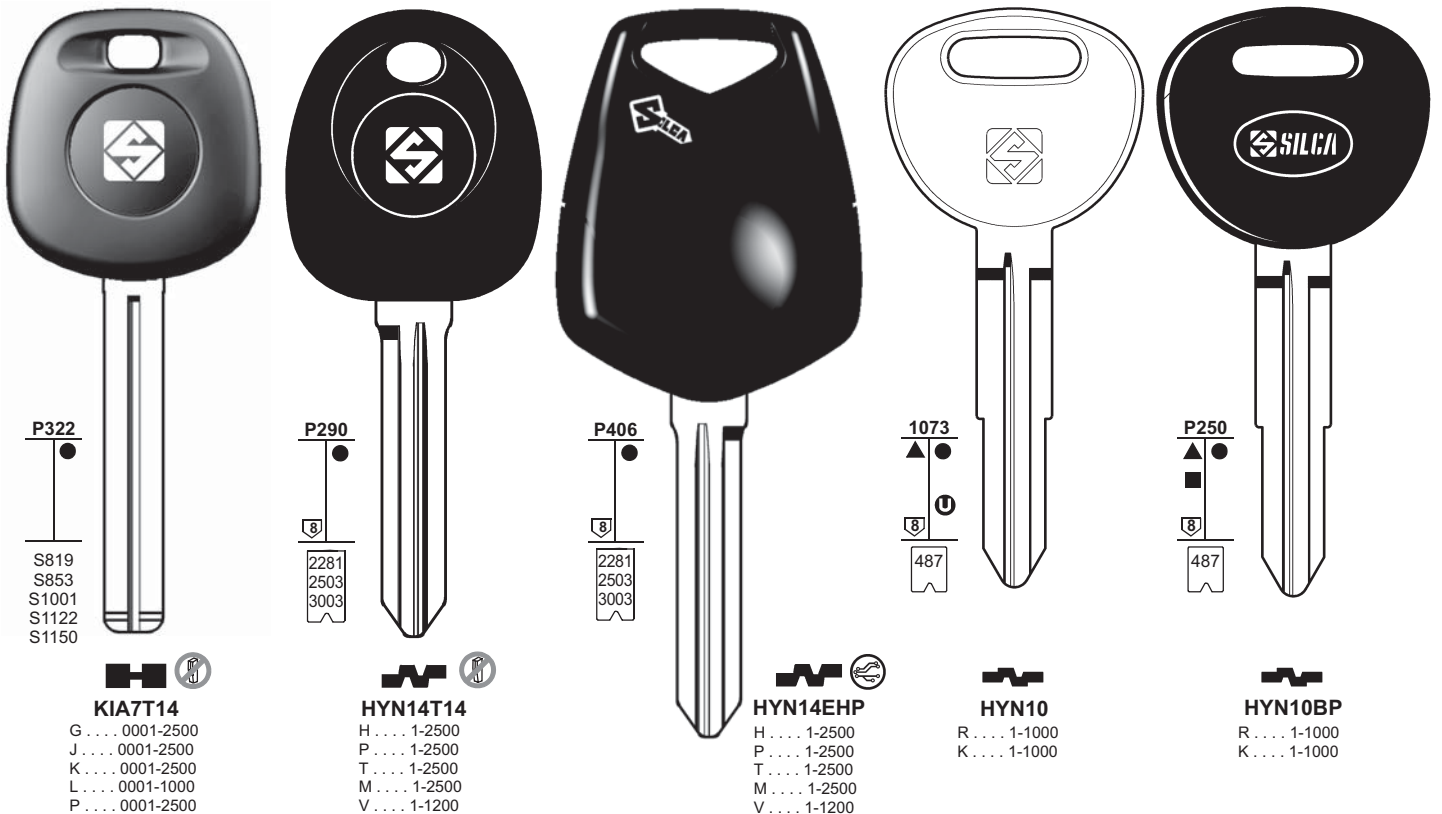
 
HYN6T4
T 1-1000

 
HYN11
T 1-1000

 
HYN11CP
T 1-1000

PER: 
FOR:

HYUNDAI



P322
●
S819
S853
S1001
S1122
S1150



P290
●
8
2281
2503
3003


P406
●
8
2281
2503
3003

1073
▲ ●
8 U
487

P250
▲ ●
8
487



 
KIA7T14
G 0001-2500
J 0001-2500
K 0001-2500
L 0001-1000
P 0001-2500

 
HYN14T14
H 1-2500
P 1-2500
T 1-2500
M 1-2500
V 1-1200

 
HYN14RT14
M 1-2500
T 1-2500
WC 1001-3500

 
HYN14EHP
H 1-2500
P 1-2500
T 1-2500
M 1-2500
V 1-1200

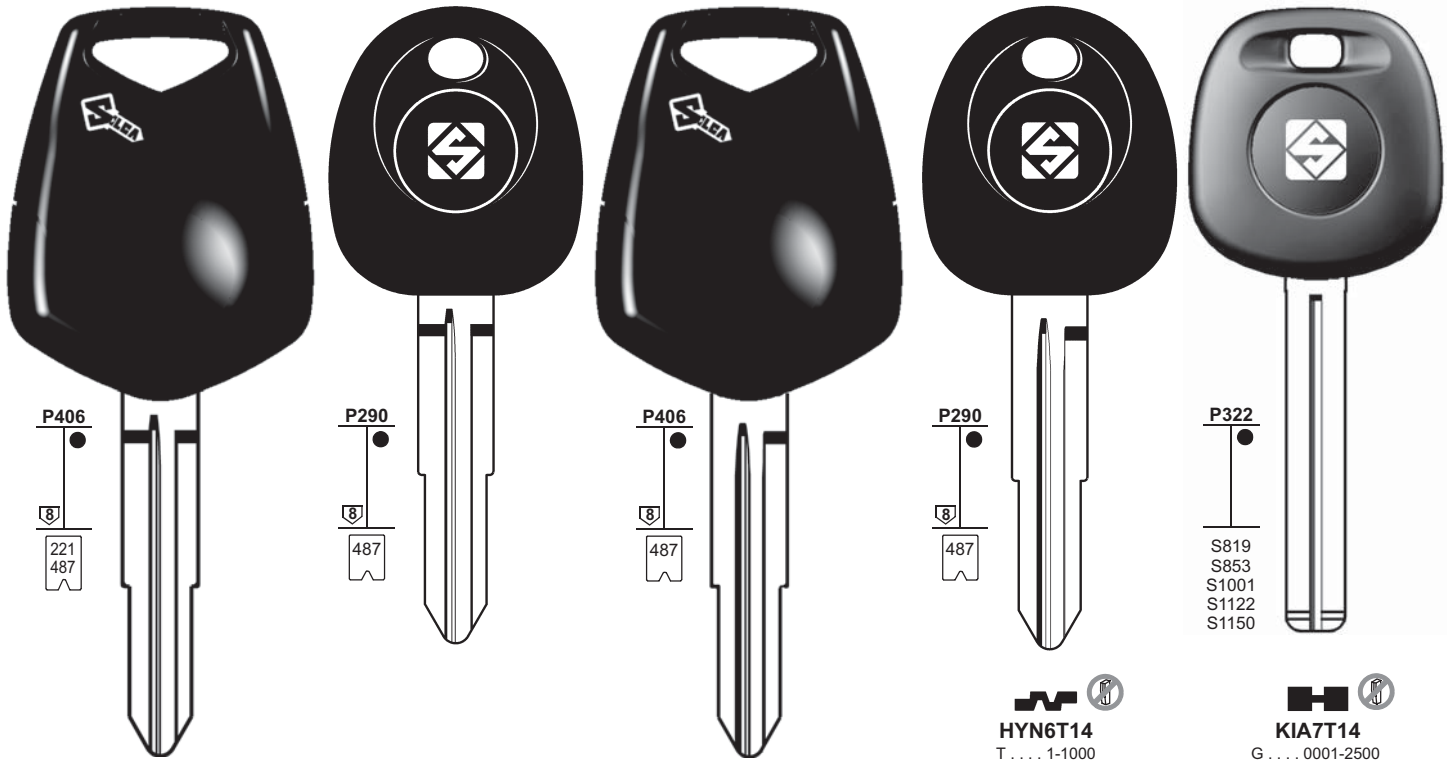
 
HYN14REHP
M 1-2500
T 1-2500
WC 1001-3500

 
HYN10
R 1-1000
K 1-1000

 
HYN10BP
R 1-1000
K 1-1000

PER: 
FOR:

HYUNDAI



P406
8
221
487


P290
8
487

P406
8
487

P290
8
487

P322
S819
S853
S1001
S1122
S1150



HYN10EH2
R.... 1-1000
K.... 1-1000


HYN10T4
R.... 1-1000
K.... 1-1000


HYN6EH2
T.... 1-1000

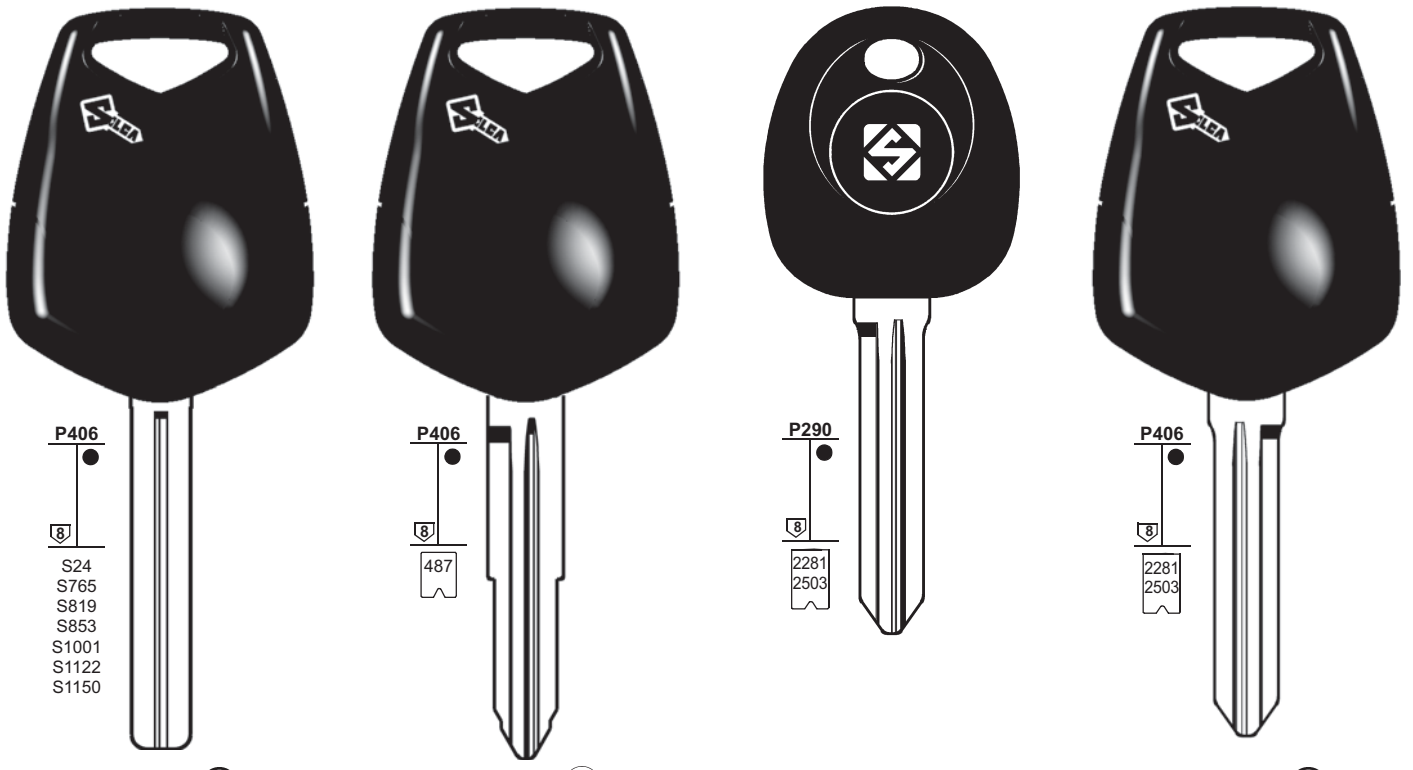

HYN6EHP
T.... 1-1000


HYN6T14
T.... 1-1000


KIA7T14
G.... 0001-2500
J.... 0001-2500
K.... 0001-2500
L.... 0001-1000
P.... 0001-2500

PER: 
FOR:

HYUNDAI




P406
8
S24
S765
S819
S853
S1001
S1122
S1150


P406
8
487

P290
8
2281
2503

















P406
8
2281
2503


TOY40EHP
.... 1-5000
L.... 0001-1000
G.... 0001-2500
J.... 0001-2500
K.... 0001-2500
P.... 0001-2500
.... 30001-31200


HYN7REH2
S.... 1-1000

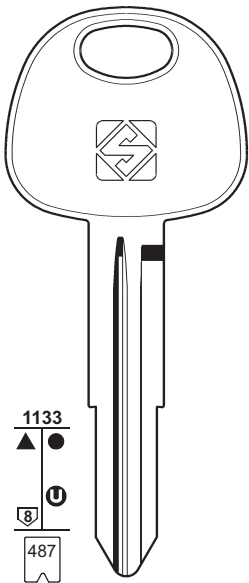

HYN14T14
H.... 1-2500
P.... 1-2500
T.... 1-2500
M.... 1-2500
V.... 1-1200


HYN14EHP
H.... 1-2500
P.... 1-2500
T.... 1-2500
M.... 1-2500
V.... 1-1200

1	2	2a	3	6	71	72	42	43 44a	9b	10b 10c	12	15	A	B	C	D
IGNITION																
																
CAR MAKE/MODEL	FROM	TO	SILCA REF.	TRANSP. TYPE	ID	COPY	ID	COPY	ID	COPY	STP					
	1995	2010	 Ref.		 FAST COPY PLUS RW4 PLUS	 FAST COPY PLUS RW4 PLUS	 FAST COPY RW4	 FAST COPY RW4	 RW3	 RW3						
HYUNDAI																
EXCEL	1996	1999	HYN10EH2	TEXAS	4C	Y	4C	Y	4C	Y			↔	↔		↔
EXCEL	1996	1999	HYN10T4	TEXAS	4C		4C		4C			S6	↔	↔		↔
EXCEL	1999		HYN6EHP	PH / CR2	46	Y	46	P-BOX	46							
EXCEL	1999		HYN6T14	PH / CR2	46		46		46							
GALLOPER	1999	2003	HYN6EH2	TEXAS	4C	Y	4C	Y	4C	Y			↔	↔		↔
GALLOPER	1999	2003	HYN6T4	TEXAS	4C		4C		4C			S6	↔	↔		↔
GENESIS	2009		KIA7T14	PH / CR2	46		46		46				↔			
GENESIS	2009		TOY40EHP	PH / CR2	46	Y	46	P-BOX	46				↔			
GETZ	2002	2009	HYN6EHP	PH / CR2	46	Y	46	P-BOX	46				↔	↔	↔	↔
GETZ	2002	2009	HYN6T14	PH / CR2	46		46		46				↔	↔	↔	↔
GRANDEUR XG (AUS)	1998	2005		TEX / CR	60		60		60				↔		↔	↔
GRANDEUR XG (AUS)	1998	2005	HYN7REH2	TEX / CR	60	Y	60	Y	60	PC			↔	↔		↔
GRANDEUR	2006		KIA7T14	PH / CR2	46		46		46				↔	↔	↔	↔
GRANDEUR	2006		TOY40EHP	PH / CR2	46	Y	46	P-BOX	46				↔	↔	↔	↔
H-1 BUS	2007		HYN14T14	PH / CR2	46		46		46				↔			
H-1 BUS	2007		HYN14EHP	PH / CR2	46	Y	46	P-BOX	46				↔			
H-1	1999		HYN6EH2	TEXAS	4C	Y	4C	Y	4C	Y			↔	↔		↔
H-1	1999		HYN6T4	TEXAS	4C		4C		4C				↔	↔		↔
H-1	2006		HYN6T14	PH / CR2	46		46		46				↔	↔		↔
H-1	2006		HYN6EHP	PH / CR2	46	Y	46	P-BOX	46				↔	↔		↔
I10	2008		HYN14T14	PH / CR2	46		46		46				↔			
I10	2008		HYN14EHP	PH / CR2	46	Y	46	P-BOX	46				↔			
I20	2008		KIA7T14	PH / CR2	46		46		46				↔	↔	↔	
I20	2008		TOY40EHP	PH / CR2	46	Y	46	P-BOX	46				↔	↔	↔	↔
I30	2007		KIA7T14	PH / CR2	46		46		46				↔	↔		↔
I30	2007		TOY40EHP	PH / CR2	46	Y	46	P-BOX	46				↔	↔		↔
INNOVATION	1999	2003	HYN6T4	TEXAS	4C		4C		4C			S6	↔	↔		↔
INNOVATION	1999	2003	HYN6EH2	TEXAS	4C	Y	4C	Y	4C	Y			↔	↔		↔

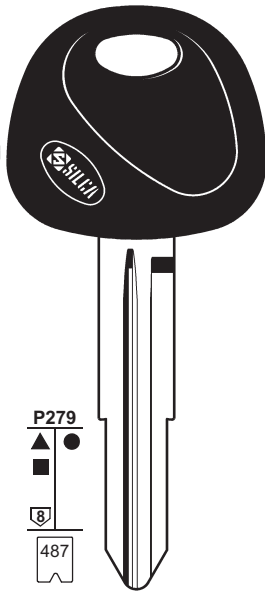
PER: 
FOR:

HYUNDAI



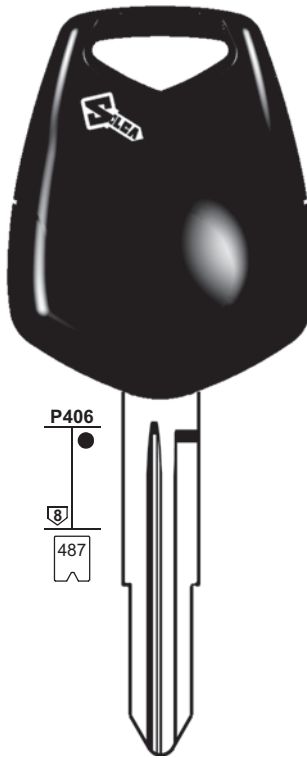
1133
▲ ●
⑧
487


HYN11
T 1-1000



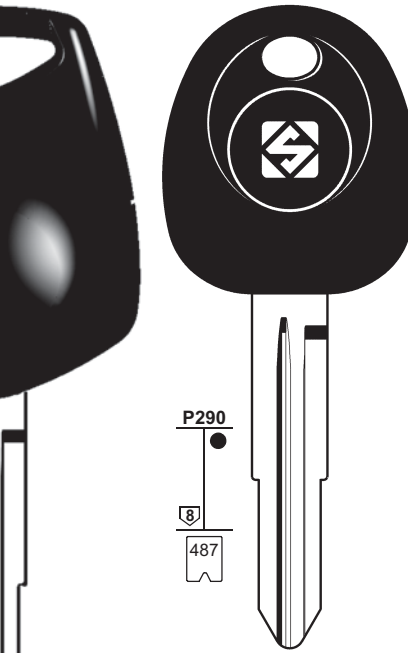
P279
▲ ●
■
⑧
487


HYN11CP
T 1-1000



P406
●
⑧
487

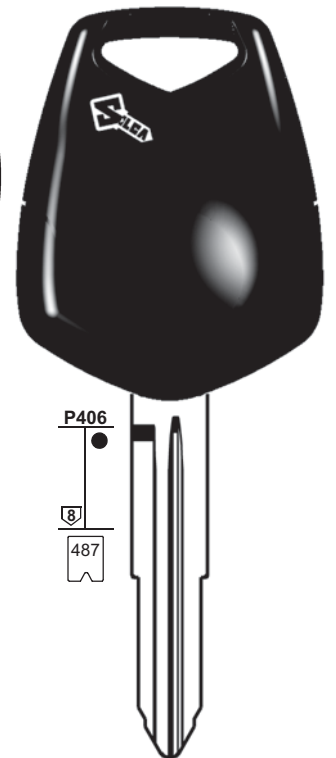

HYN6EH2
T 1-1000



P290
●
⑧
487


HYN6EHP
T 1-1000


HYN6T14
T 1-1000



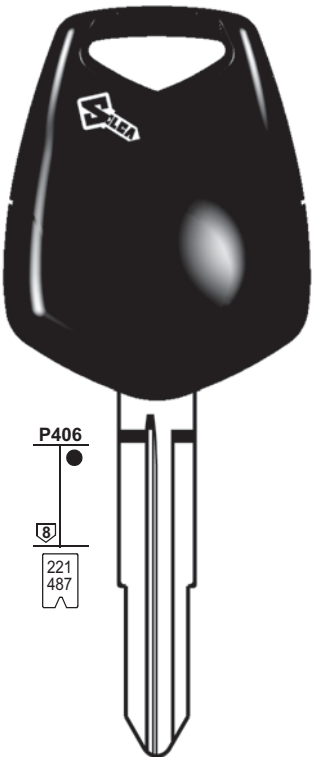
P406
●
⑧
487


HYN6T4
T 1-1000


HYN7REH2
S 1-1000

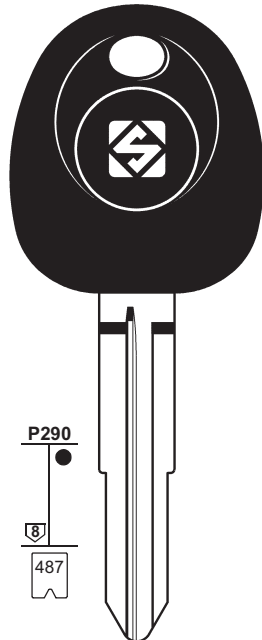
PER: 
FOR:

HYUNDAI



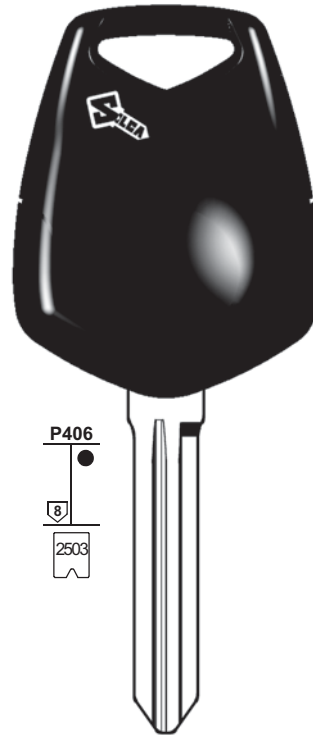
P406
●
⑧
221
487


HYN10EH2
R 1-1000
K 1-1000



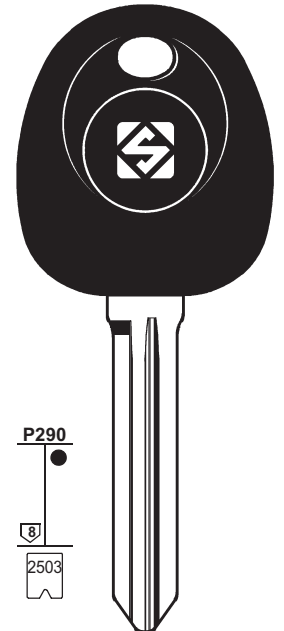
P290
●
⑧
487


HYN10T4
R 1-1000
K 1-1000



P406
●
⑧
2503


HYN14REHP
M 1-2500
T 1-2500
WC 1001-3500



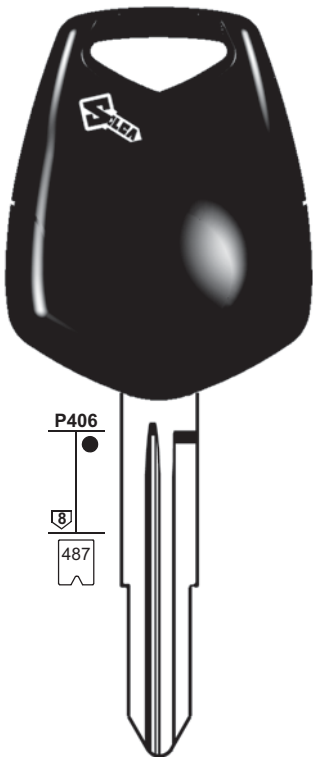
P290
●
⑧
2503


HYN14RT14
M 1-2500
T 1-2500
WC 1001-3500

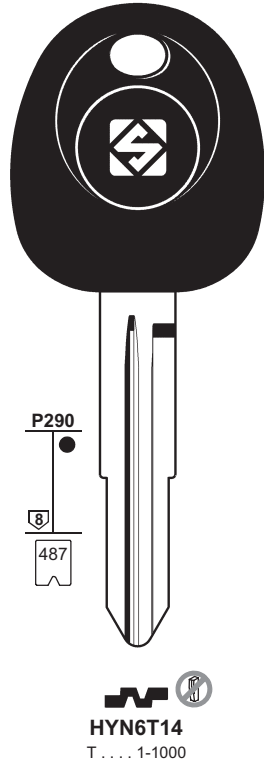
1	2	2a	3	6	71	72	42	43 44a	9b	10b 10c	12	15	A	B	C	D
IGNITION																
CAR MAKE/MODEL	FROM	TO	SILCA REF.	TRANSP. TYPE	ID	COPY	ID	COPY	ID	COPY	STP					
	1995	2010	 Ref.		 FAST COPY PLUS RW4 PLUS	 FAST COPY PLUS RW4 PLUS	 FAST COPY RW4	 FAST COPY RW4	 RW3	 RW3						
HYUNDAI																
LANTRA	1995	1996	HYN11										↔	↔		↔
LANTRA	1995	1996	HYN11CP										↔	↔		↔
LANTRA	1996	2000	HYN6EH2	TEXAS	4C	Y	4C	Y	4C	Y			↔	↔		↔
LANTRA	1996	2000	HYN6T4	TEXAS	4C		4C		4C			S6	↔	↔		↔
LAVITA	2001		HYN6T14	PH / CR2	46		46		46				↔	↔		↔
LAVITA	2001		HYN6EHP	PH / CR2	46	Y	46	P-BOX	46				↔	↔		↔
MATRIX	2002		HYN6EHP	PH / CR2	46	Y	46	P-BOX	46				↔	↔	↔	↔
MATRIX	2002		HYN6T14	PH / CR2	46		46		46				↔	↔	↔	↔
PONY	1995	1999	HYN10EH2	TEXAS	4C	Y	4C	Y	4C	Y			↔	↔		
PONY	1995	1999	HYN10T4	TEXAS	4C		4C		4C				↔	↔		
SANTA FE	2000	2002	HYN7REH2	TEX / CR	60	Y	60	Y	60	PC			↔	↔		↔
SANTA FE	2000	2002		TEX / CR	60		60		60				↔	↔		↔
SANTA FE	2002	2006	HYN6EHP	PH / CR2	46	Y	46	P-BOX	46				↔	↔	↔	↔
SANTA FE	2002	2006	HYN6T14	PH / CR2	46		46		46				↔	↔	↔	↔
SANTA FE	2006		HYN14RT14	PH / CR2	46		46		46				↔	↔	↔	↔
SANTA FE	2006		HYN14REHP	PH / CR2	46	Y	46	P-BOX	46				↔	↔	↔	↔

PER: 
FOR:

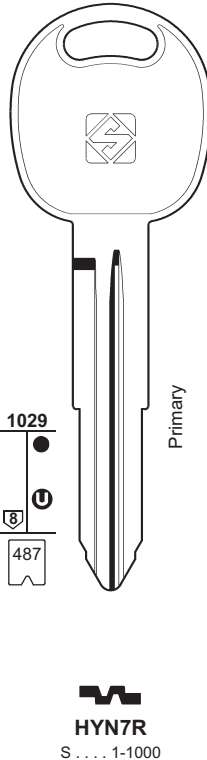
HYUNDAI



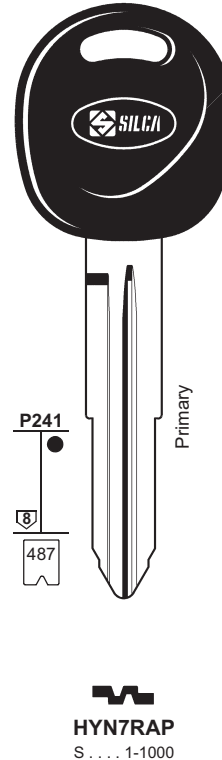

HYN6EH2
T 1-1000



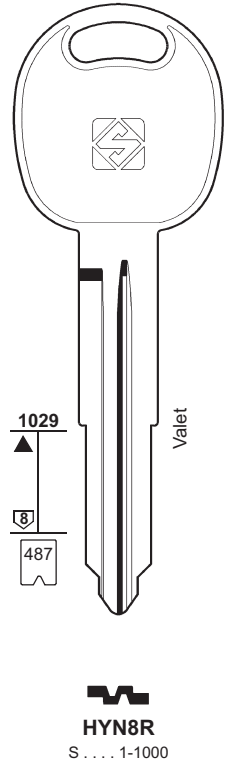

HYN6EHP
T 1-1000




HYN7R
S 1-1000




HYN7RAP
S 1-1000

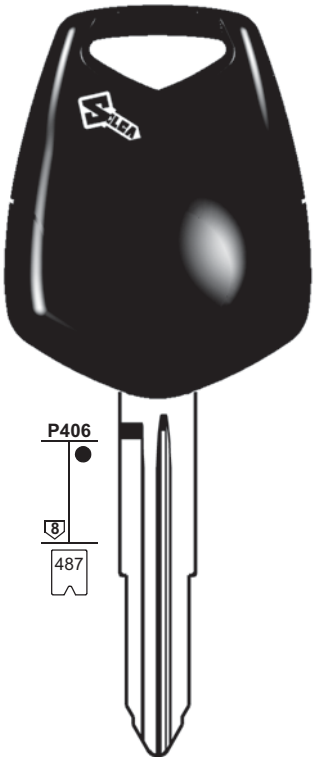



HYN8R
S 1-1000

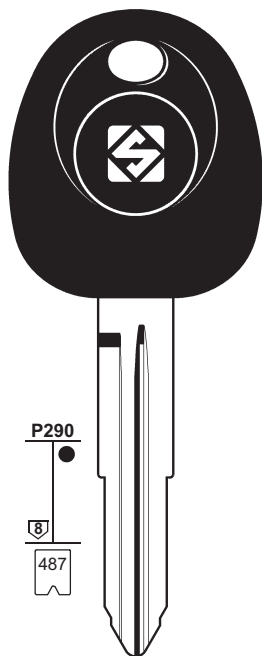

HYN6T4
T 1-1000

PER: 
FOR:

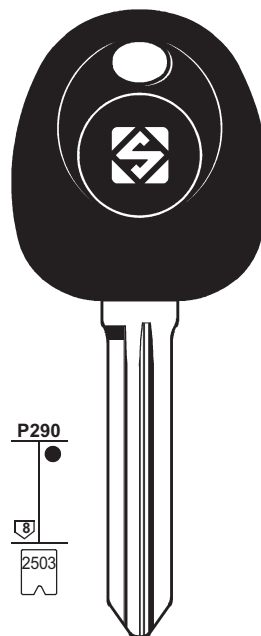
HYUNDAI



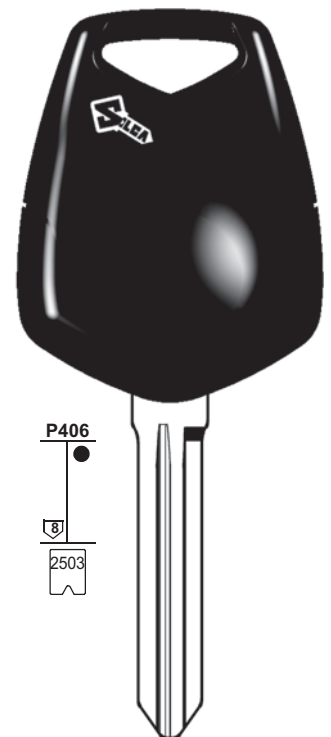

HYN7REH2
S 1-1000




HYN7RT4
S 1-1000




HYN14RT14
M 1-2500
T 1-2500
WC 1001-3500

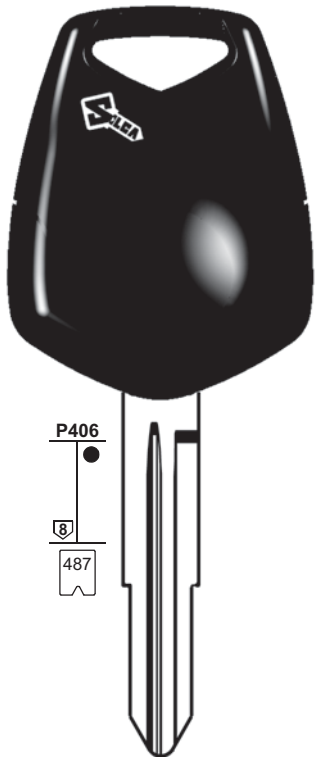



HYN14REHP
M 1-2500
T 1-2500
WC 1001-3500

1	2	2a	3	6	71	72	42	43 44a	9b	10b 10c	12	15	A	B	C	D
IGNITION																
CAR MAKE/MODEL	FROM	TO	SILCA REF.	TRANSP. TYPE	ID	COPY	ID	COPY	ID	COPY	STP					
	1995	2010	 Ref.		 FAST COPY PLUS RW4 PLUS	 FAST COPY PLUS RW4 PLUS	 FAST COPY RW4	 FAST COPY RW4	 RW3	 RW3						
HYUNDAI																
SANTAMO	2000	2003	HYN6EH2	TEXAS	4C	Y	4C	Y	4C	Y			↔	↔		↔
SANTAMO	2000	2003	HYN6T4	TEXAS	4C		4C		4C			S6	↔	↔		
SCOUPÉ	1996		HYN6EH2	TEXAS	4C	Y	4C	Y	4C	Y			↔	↔		↔
SCOUPÉ	1996		HYN6T4	TEXAS	4C		4C		4C			S6	↔	↔		↔
SONATA	1993	1995	HYN7R										↔	↔		↔
SONATA	1993	1995	HYN7RAP										↔	↔		↔
SONATA	1993	1995	HYN8R										↔			
SONATA	1996	1998	HYN7REH2	TEXAS	4C	Y	4C	Y	4C	Y			↔	↔		↔
SONATA	1996	1998	HYN7RT4	TEXAS	4C		4C		4C			S6	↔	↔		↔
SONATA	1998	2004	HYN7REH2	TEX / CR	60	Y	60	Y	60	PC			↔	↔		↔
SONATA	1998	2004		TEX / CR	60		60		60				↔	↔		↔
SONATA	2005		HYN14RT14	PH / CR2	46		46		46				↔	↔		↔
SONATA	2005		HYN14REHP	PH / CR2	46	Y	46	P-BOX	46				↔	↔		↔
SONICA	1993	1995	HYN7R										↔	↔		↔
SONICA	1993	1995	HYN7RAP										↔	↔		↔
SONICA	1993	1995	HYN8R										↔			
SONICA	1996	1998	HYN7REH2	TEXAS	4C	Y	4C	Y	4C	Y			↔	↔		↔
SONICA	1996	1999	HYN7RT4	TEXAS	4C		4C		4C			S6	↔	↔		↔
SONICA	1999	2004	HYN7REH2	TEX / CR	60	Y	60	Y	60	PC			↔	↔	↔	↔
SONICA	1999	2004		TEX / CR	60		60		60				↔	↔		↔

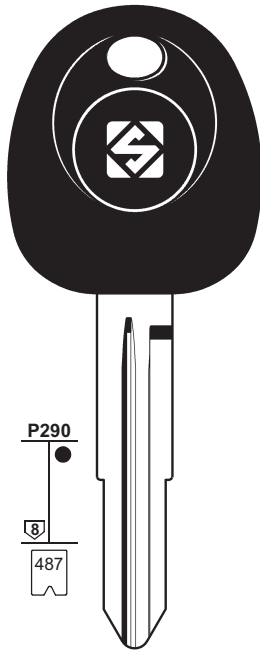
PER: 
FOR:

HYUNDAI



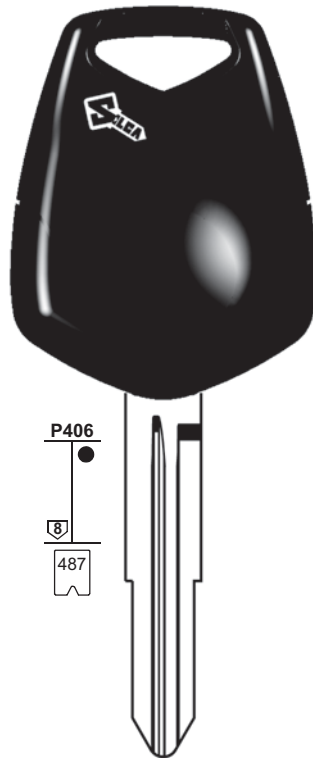
P406
8
487


HYN6EHP
T 1-1000



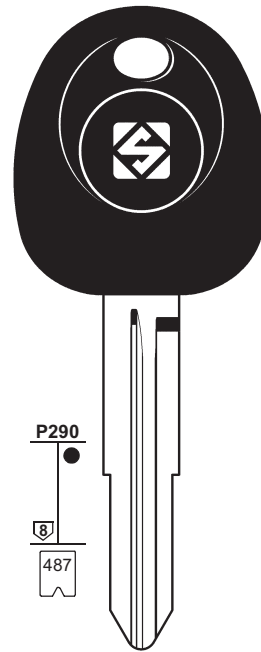
P290
8
487


HYN6T14
T 1-1000



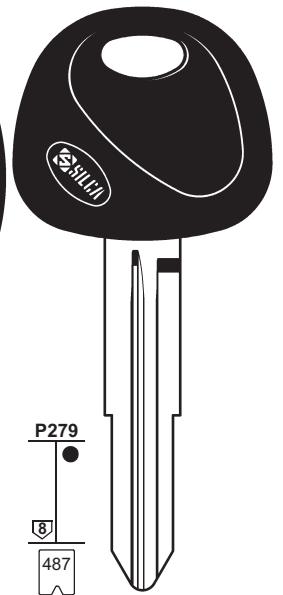
P406
8
487


HYN12EH2
A 1-1000



P290
8
487


HYN12T4
A 1-1000

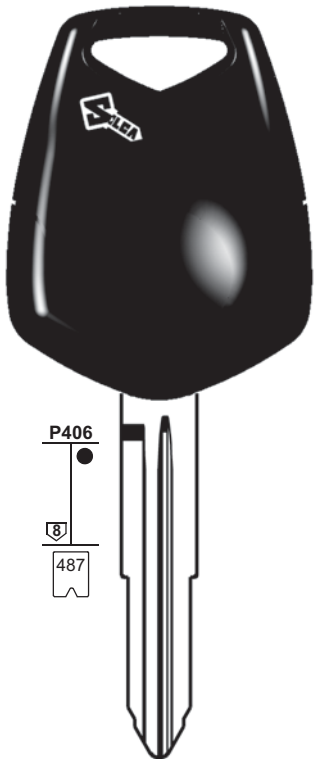


P279
8
487


HYN12CP
A 1-1000

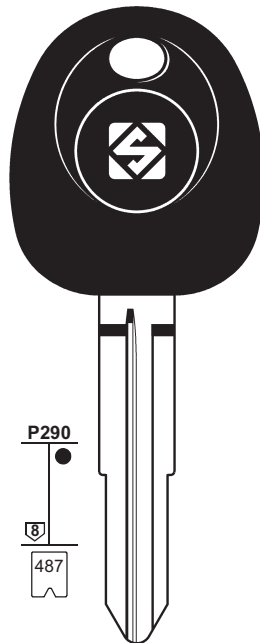
PER: 
FOR:

HYUNDAI



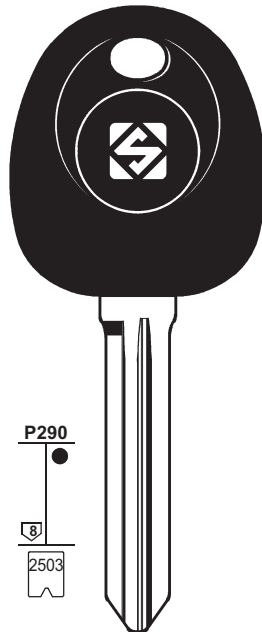
P406
8
487


HYN7REH2
S 1-1000



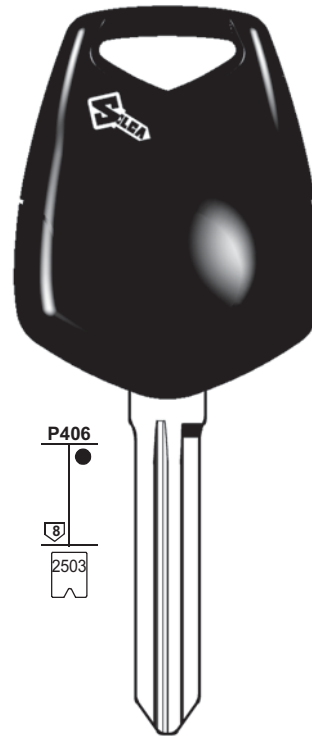
P290
8
487


HYN10T4
R 1-1000
K 1-1000



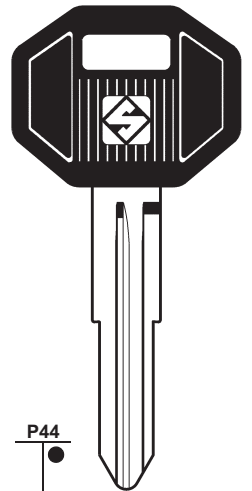
P290
8
2503


HYN14RT14
M 1-2500
T 1-2500
WC 1001-3500



















P406
8
2503


HYN14REHP
M 1-2500
T 1-2500
WC 1001-3500



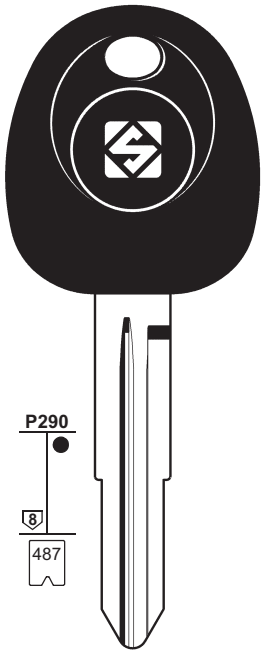
P44
7
221


HYN9P
H 1-2000

1	2	2a	3	6	71	72	42	43 44a	9b	10b 10c	12	15	A	B	C	D
IGNITION																
																
CAR MAKE/MODEL	FROM	TO	SILCA REF.	TRANSP. TYPE	ID	COPY	ID	COPY	ID	COPY	STP					
	1995	2010	 Ref.		 FAST COPY PLUS RW4 PLUS	 FAST COPY PLUS RW4 PLUS	 FAST COPY RW4	 FAST COPY RW4	 RW3	 RW3						
HYUNDAI																
STAREX	1998		HYN12EH2	TEXAS	4C	Y	4C	Y	4C	Y			⇐	⇐		⇐
STAREX	1998		HYN12CP										⇐	⇐		⇐
STAREX	1998		HYN12T4	TEXAS	4C		4C		4C			S6	⇐	⇐		⇐
TERRACAN	2001	2007	HYN6EHP	PH / CR2	46	Y	46	P-BOX	46				⇐	⇐	⇐	⇐
TERRACAN	2001	2007	HYN6T14	PH / CR2	46		46		46				⇐	⇐	⇐	⇐
TIBURON	2001		HYN6EHP	PH / CR2	46	Y	46	P-BOX	46				⇐	⇐	⇐	⇐
TIBURON	2001		HYN6T14	PH / CR2	46		46		46				⇐	⇐	⇐	⇐
TRAJET	2000	2006	HYN7REH2	TEX / CR	60	Y	60	Y	60	PC			⇐	⇐	⇐	⇐
TRAJET	2000	2006		TEX / CR	60		60		60				⇐	⇐	⇐	⇐
TUCSON	2005		HYN6T14	PH / CR2	46		46		46				⇐	⇐		⇐
TUCSON	2005		HYN6EHP	PH / CR2	46	Y	46	P-BOX	46				⇐	⇐		⇐
VAN TRANSPORTER	1994		HYN9P										⇐	⇐		⇐
VERACRUZ	2007		HYN14RT14	PH / CR2	46		46		46				⇐	⇐		⇐
VERACRUZ	2007		HYN14REHP	PH / CR2	46	Y	46	P-BOX	46				⇐	⇐		⇐
VERNA	1996	1999	HYN10T4	TEXAS	4C		4C		4C			S6	⇐	⇐		⇐

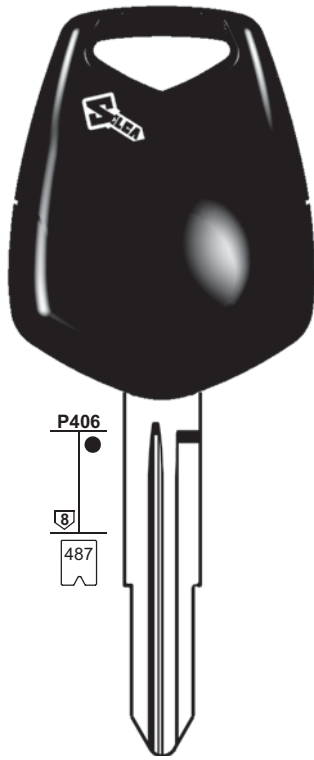
PER: 
FOR:

HYUNDAI



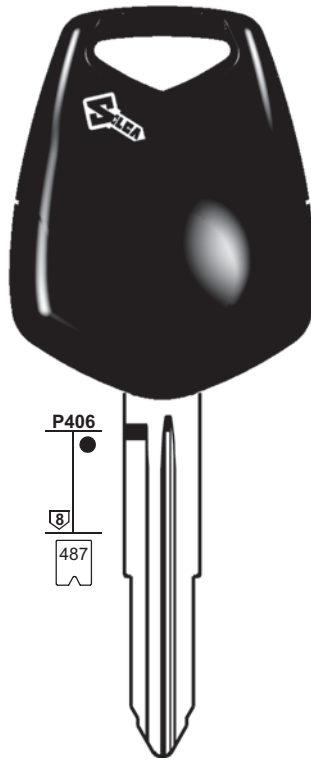
P290
8
487

 
HYN6T14
T 1-1000



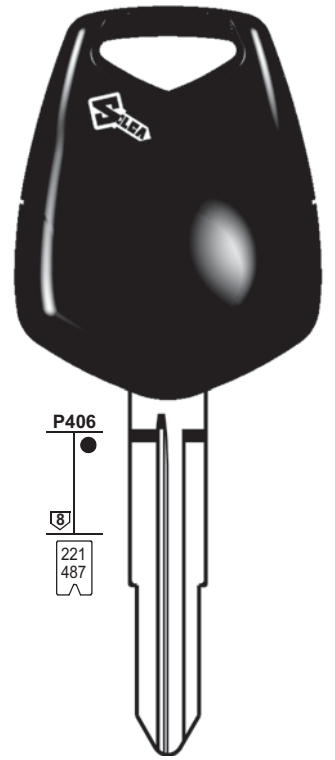
P406
8
487

 
HYN6EHP
T 1-1000



P406
8
487

 
HYN7REH2
S 1-1000

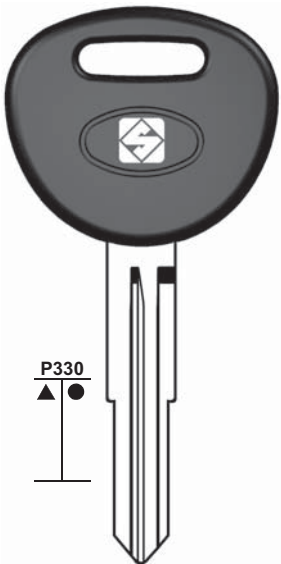


P406
8
221
487

 
HYN10EH2
R 1-1000
K 1-1000

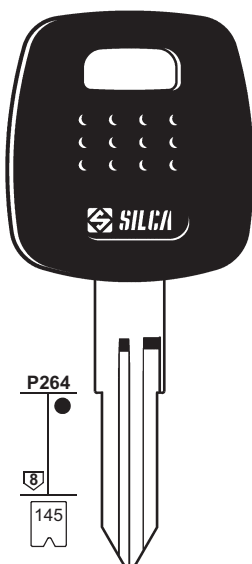
PER: 
FOR: **HYUNDAI**

INFINITI





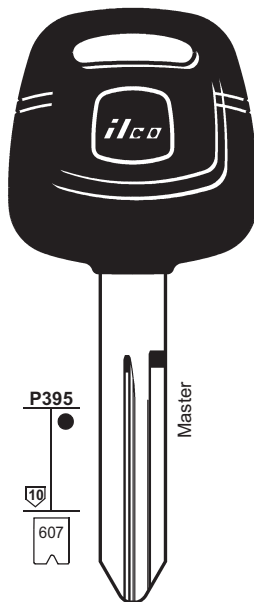
P330
▲ ●


HYN13BP



P264
8
145

 
NSN11T2
X 1-8000
X 8001-9000



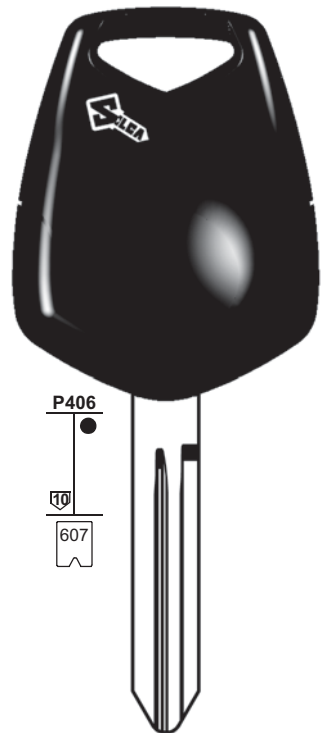
P395
10
607

 
NI02T
..... 1-22185



P264
10
607

 
NSN14T14
..... 1-22185



P406
10
607

 
NSN14EH2
..... 1-22185
..... 30001-37850

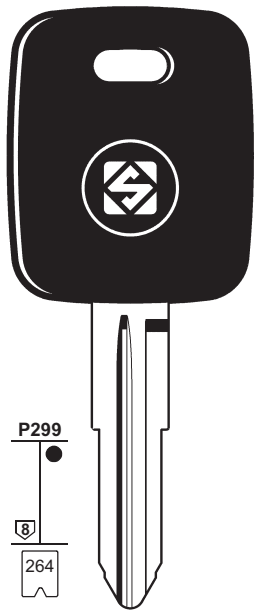
 
NSN14EHP
..... 1-22185
..... 30001-37850

VALEO

1	2	2a	3	6	71	72	42	43 44a	9b	10b 10c	12	15	A	B	C	D
IGNITION																
CAR MAKE/MODEL	FROM	TO	SILCA REF.	TRANSP. TYPE	ID	COPY	ID	COPY	ID	COPY	STP					
	1995	2010	 Ref.		 FAST COPY PLUS RW4 PLUS	 FAST COPY PLUS RW4 PLUS	 FAST COPY RW4	 FAST COPY RW4	 RW3	 RW3						
HYUNDAI																
VERNA	1996	1999	HYN10EH2	TEXAS	4C	Y	4C	Y	4C	Y			↔	↔		↔
VERNA	1999		HYN6T14	PH / CR2	46		46		46				↔	↔		↔
VERNA	1999		HYN6EHP	PH / CR2	46	Y	46	P-BOX	46				↔	↔		↔
XG25/XG30	1998	2005		TEX / CR	60		60		60				↔	↔		↔
XG25/XG30	1998	2005	HYN7REH2	TEX / CR	60	Y	60	Y	60	PC			↔	↔		↔
XG300 (CANADA)	1998	2005		TEX / CR	60		60		60				↔	↔		↔
XG300 (CANADA)	1998	2005	HYN7REH2	TEX / CR	60	Y	60	Y	60	PC			↔	↔		↔
SOME MODELS	1998		HYN13BP										↔	↔	↔	↔
INFINITI																
FX35	2003	2007	NSN14T14	PH / CR2	46		46		46				↔	↔	↔	↔
FX35	2003	2007	NSN14EHP	PH / CR2	46	Y	46	P-BOX	46				↔	↔	↔	↔
FX45	2003	2007	NSN14T14	PH / CR2	46		46		46				↔	↔	↔	↔
FX45	2003	2007	NSN14EHP	PH / CR2	46	Y	46	P-BOX	46				↔	↔	↔	↔
G20	2000	2002	NI02T	TEX / CR	60		60		60				↔	↔	↔	↔
G20	2000	2002	NSN14EH2	TEX / CR	60	Y	60	Y	60	PC			↔	↔	↔	↔
G35	2003	2007	NSN14T14	PH / CR2	46		46		46				↔	↔	↔	↔
G35	2003	2007	NSN14EHP	PH / CR2	46	Y	46	P-BOX	46				↔	↔	↔	↔
I30	1999	2000	NSN11T2	PH	33	Y	33	Y	33	Y	N-N		↔	↔	↔	↔
I30	2001	2004	NI02T	TEX / CR	60		60		60				↔	↔	↔	↔
I30	2001	2004	NSN14EH2	TEX / CR	60	Y	60	Y	60	PC			↔	↔	↔	↔
I35	2001	2004	NI02T	TEX / CR	60		60		60				↔	↔	↔	↔
I35	2001	2004	NSN14EH2	TEX / CR	60	Y	60	Y	60	PC			↔	↔	↔	↔
M35	2003	2006	NSN14T14	PH / CR2	46		46		46				↔	↔	↔	↔
M35	2003	2006	NSN14EHP	PH / CR2	46	Y	46	P-BOX	46				↔	↔	↔	↔
M45	2003	2006	NSN14T14	PH / CR2	46		46		46				↔	↔	↔	↔
M45	2003	2006	NSN14EHP	PH / CR2	46	Y	46	P-BOX	46				↔	↔	↔	↔
Q45	1997	2000		TEXAS	4C		4C		4C				↔	↔	↔	↔
Q45	1997	2000	NSN14EH2	TEXAS	4C	Y	4C	Y	4C	Y			↔	↔	↔	↔
Q45	2001	2005	NSN14T14	PH / CR2	46		46		46				↔	↔	↔	↔
Q45	2001	2005	NSN14EHP	PH / CR2	46	Y	46	P-BOX	46				↔	↔	↔	↔
QX4	1997	1999		TEXAS	4C		4C		4C							
QX4	1997	1999	NSN14EH2	TEXAS	4C	Y	4C	Y	4C	Y			↔	↔	↔	↔
QX4	1999	2003	NI02T	TEX / CR	60		60		60				↔	↔	↔	↔
QX4	1999	2003	NSN14EH2	TEX / CR	60	Y	60	Y	60	PC			↔	↔	↔	↔
QX56	2004	2006	NSN14T14	PH / CR2	46		46		46				↔	↔	↔	↔
QX56	2004	2006	NSN14EHP	PH / CR2	46	Y	46	P-BOX	46				↔	↔	↔	↔

PER: 
FOR:

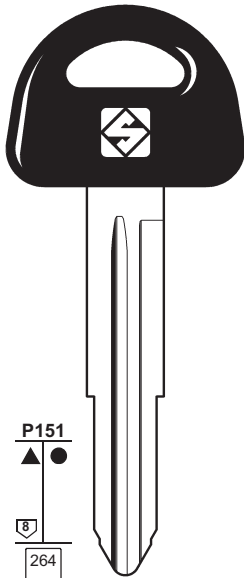
ISUZU



P299
●
8
264



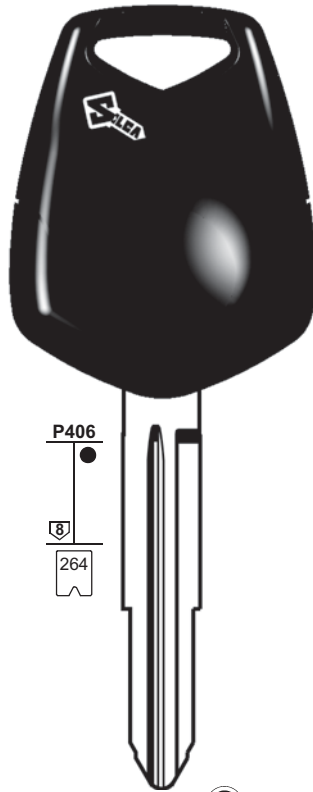
GM15T5
N.....
5001-7000



P151
▲ ●
8
264



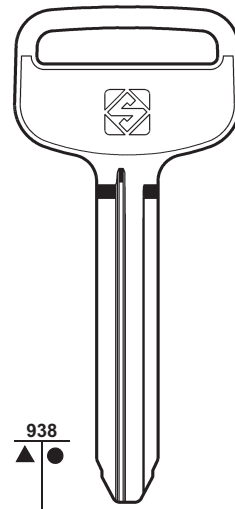
SZ12P
U..... 1-2000



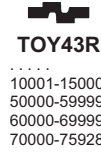
P406
●
8
264



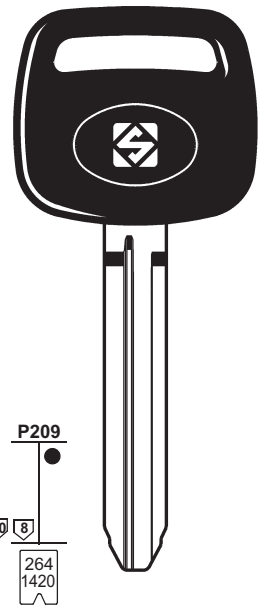
SZ12EH2
U..... 1-2000



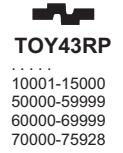
938
▲ ●
10 8
264
1420



TOY43R
.....
10001-15000
50000-59999
60000-69999
70000-75928



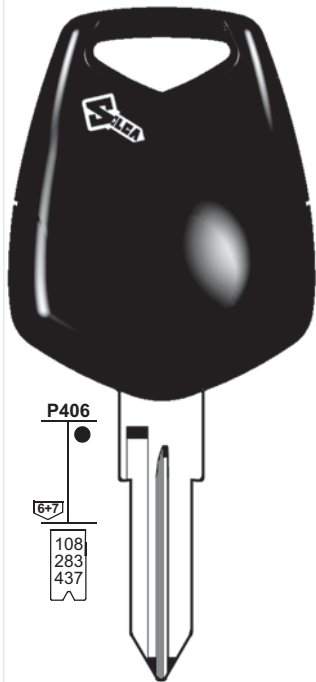
P209
●
10 8
264
1420



TOY43RP
.....
10001-15000
50000-59999
60000-69999
70000-75928

PER: 
FOR:

IVECO



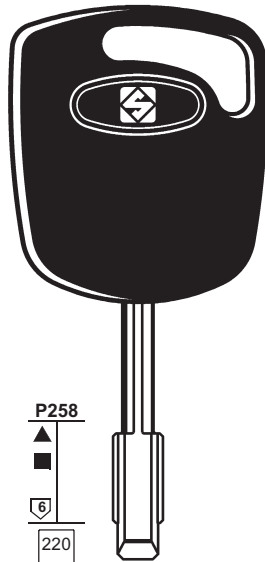
P406
●
6+7
108
283
437



GT10EHP
J..... 3001-6732
N..... 6001-7000
V..... 0001-3056
V..... 5001-8058
AB..... 6001-6891

GIOBERT - TRW SIPEA

JAGUAR

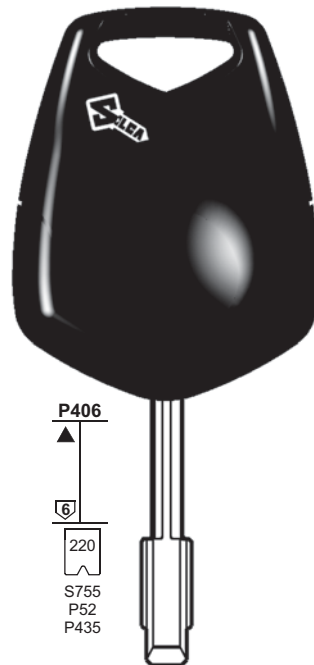


P258
▲ ■
6
220
S755
P52
P435



FO21T7
T..... 1-1050
T..... 1-2330
T..... 1051-2330
T..... 1-2-3-4

TIBBE - VALEO



P406
▲
6
220
S755
P52
P435



FO21EH2
T..... 1-1050
T..... 1-2330
T..... 1051-2330
T..... 1-2-3-4

TIBBE - VALEO



P166
■
8
386

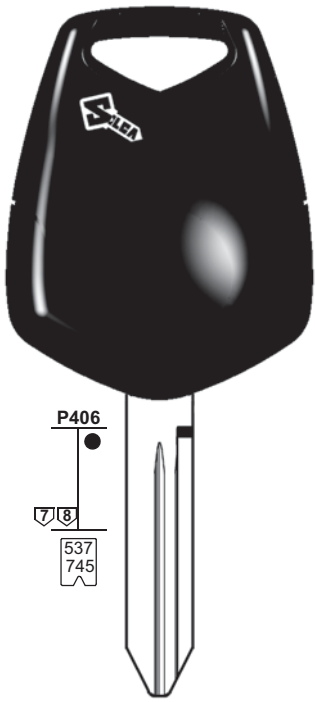


TBE1T5
T..... 1-2-3

VALEO

PER: 
FOR:

JEEP

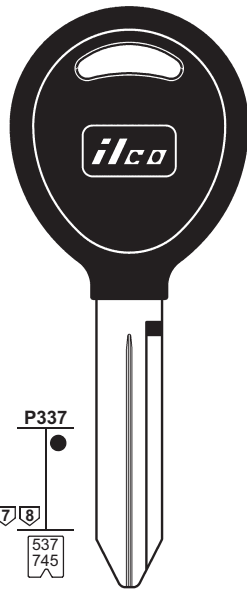


P406




 **CY24EH2**
L..... 1-3580
M..... 1-2618

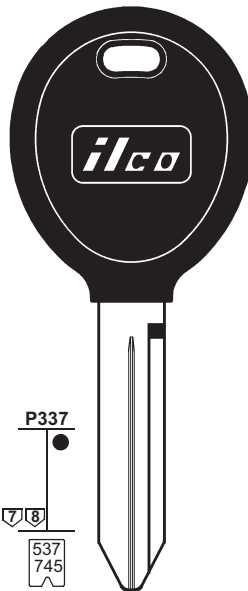
 **CY24EHP**
L..... 1-3580
M..... 1-2618



P337




 **Y160-PT**
L..... 1-3580
M..... 1-2618

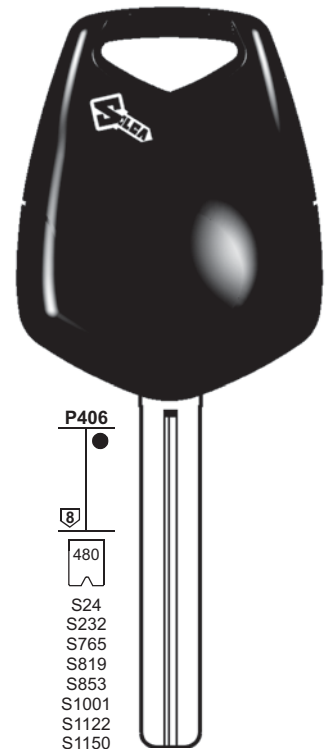


P337



 **Y164-PT**
L..... 1-3580
M..... 1-2618


KIA



P406



 **TOY40EH2**
..... 1-5000
L..... 0001-1000

 **TOY40EHP**
..... 1-5000
L..... 0001-1000
G..... 0001-2500
J..... 0001-2500
K..... 0001-2500
P..... 0001-2500
..... 30001-31200


PER: 
FOR:

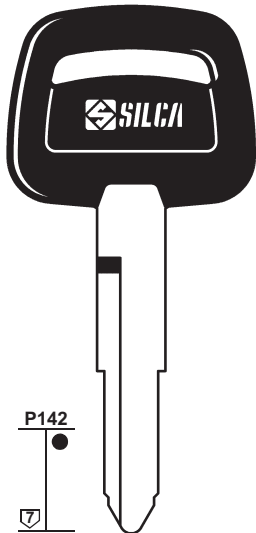
KIA



P322



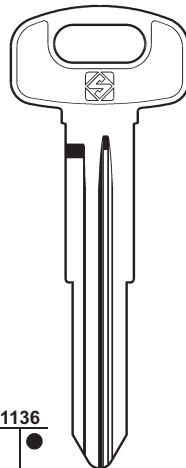
 **KIA7T14**
G..... 0001-2500
J..... 0001-2500
K..... 0001-2500
L..... 0001-1000
P..... 0001-2500



P142



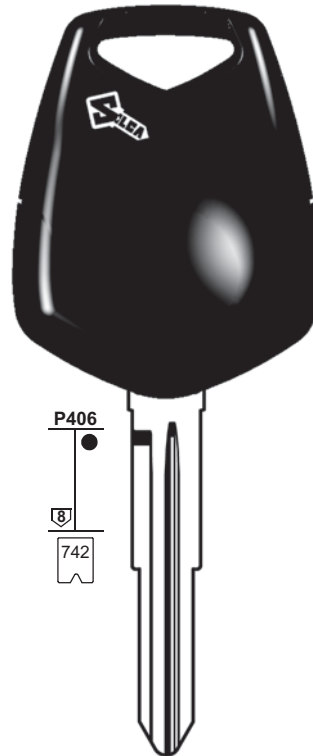
 **KIA4RBP**
..... 5001-6200



1136



 **KIA3R**
Y..... 2001-3000



P406



 **KIA3REH2**
Y..... 2001-3000

 **KIA3REHP**
Y..... 2001-3000





















P320



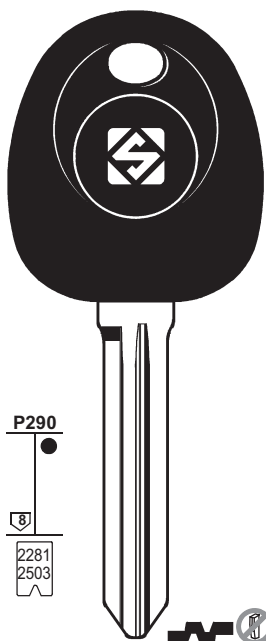
 **KIA3RT16**
Y..... 2001-3000

 **KIA3RT14**
Y..... 2001-3000

1	2	2a	3	6	71	72	42	43 44a	9b	10b 10c	12	15	A	B	C	D
IGNITION																
																
CAR MAKE/MODEL	FROM	TO	SILCA REF.	TRANSP. TYPE	ID	COPY	ID	COPY	ID	COPY	STP					
	1995 	2010 	 Ref.		 FAST COPY PLUS RW4 PLUS	 FAST COPY PLUS RW4 PLUS	 FAST COPY RW4	 FAST COPY RW4	 RW3	 RW3						
JEEP																
CHEROKEE LIMITED	1999	2005	CY24EH2	TEX / CR	64	Y	64	Y	64	PC			↔	↔	↔	↔
CHEROKEE LIMITED	1999	2005	Y160-PT	TEX / CR	64		64		64			F	↔	↔	↔	↔
CHEROKEE	1998	2004	Y160-PT	TEX / CR	64		64		64			F	↔	↔	↔	↔
CHEROKEE	1998	2004	CY24EH2	TEX / CR	64	Y	64	Y	64	PC			↔	↔	↔	↔
CHEROKEE	2005		Y164-PT	PH / CR2	46		46		46				↔	↔		↔
CHEROKEE	2005		CY24EHP	PH / CR2	46	Y	46	P-BOX	46				↔	↔		↔
CJ5,CJ7	1998	2005	Y160-PT	TEX / CR	64		64		64			F	↔	↔	↔	↔
CJ5,CJ7	1998	2005	CY24EH2	TEX / CR	64	Y	64	Y	64	PC			↔	↔	↔	↔
CJ5,CJ7	2006		Y164-PT	PH / CR2	46		46		46			F	↔	↔		↔
CJ5,CJ7	2006		CY24EHP	PH / CR2	46	Y	46	P-BOX	46				↔	↔		↔
COMANCHE	2006		Y164-PT	PH / CR2	46		46		46			F	↔	↔	↔	↔
COMANCHE	2006		CY24EHP	PH / CR2	46	Y	46	P-BOX	46				↔	↔	↔	↔
COMMANDER	2006	2008	Y164-PT	PH / CR2	46		46		46			F	↔	↔		↔
COMMANDER	2006	2008	CY24EHP	PH / CR2	46	Y	46	P-BOX	46				↔	↔		↔
COMMANDER	2008			PH / CR2	46		46		46							
COMPASS	2007		Y164-PT	PH / CR2	46		46		46			F	↔	↔		↔
COMPASS	2007		CY24EHP	PH / CR2	46	Y	46	P-BOX	46				↔	↔		↔
G. CHEROKEE	2005	2008	Y164-PT	PH / CR2	46		46		46			F	↔	↔	↔	↔
G. CHEROKEE	2005	2008	CY24EHP	PH / CR2	46	Y	46	P-BOX	46				↔	↔	↔	↔
G. CHEROKEE	2008			PH / CR2	46		46		46							
G.CHEROKEE LUX	1999	2005	CY24EH2	TEX / CR	64	Y	64	Y	64	PC			↔	↔	↔	↔
G.CHEROKEE LUX	1999	2005	Y160-PT	TEX / CR	64		64		64			F	↔	↔	↔	↔
G.CHEROKEE SPORT	1998	2004	CY24EH2	TEX / CR	64	Y	64	Y	64	PC			↔	↔	↔	↔
G.CHEROKEE SPORT	1998	2004	Y160-PT	TEX / CR	64		64		64			F	↔	↔	↔	↔
LIBERTY	2002	2004	CY24EH2	TEX / CR	64	Y	64	Y	64	PC			↔	↔	↔	↔
LIBERTY	2002	2004	Y160-PT	TEX / CR	64		64		64			F	↔	↔	↔	↔
LIBERTY	2005		Y164-PT	PH / CR2	46		46		46				↔	↔	↔	↔
LIBERTY	2005		CY24EHP	PH / CR2	46	Y	46	P-BOX	46				↔	↔	↔	↔
PATRIOT	2007		Y164-PT	PH / CR2	46		46		46			F	↔	↔		↔
PATRIOT	2007		CY24EHP	PH / CR2	46	Y	46	P-BOX	46				↔	↔		↔
WRANGLER	1998	2006	CY24EH2	TEX / CR	64	Y	64	Y	64	PC			↔	↔	↔	↔
WRANGLER	1998	2006	Y160-PT	TEX / CR	64		64		64			F	↔	↔	↔	↔
WRANGLER	2006		Y164-PT	PH / CR2	46		46		46			F	↔	↔	↔	↔
WRANGLER	2006		CY24EHP	PH / CR2	46	Y	46	P-BOX	46				↔	↔	↔	↔
KIA																
AMANTI	2004	2007		TEX / CR	60		60		60							
AMANTI	2004	2007	TOY40EH2	TEX / CR	60	Y	60	Y	60	PC			↔			
AMANTI	2007		KIA7T14	PH / CR2	46		46		46				↔			
AMANTI	2007		TOY40EHP	PH / CR2	46	Y	46	P-BOX	46				↔			
BESTA	1995		KIA4RBP										↔	↔	↔	↔
CARENS	1999	2001	KIA3R										↔	↔	↔	↔
CARENS	2001	2006	KIA3REH2	TEX / CR	60	Y	60	Y	60	PC			↔	↔		
CARENS	2001	2006	KIA3REHP	PH / CR2	46	Y	46	P-BOX	46				↔	↔	↔	↔
CARENS	2001	2006	KIA3RT16	TEX / CR	60		60		60				↔	↔		
CARENS	2001	2006	KIA3RT14	PH / CR2	46		46		46				↔	↔	↔	↔

PER: 
FOR:

KIA



P290



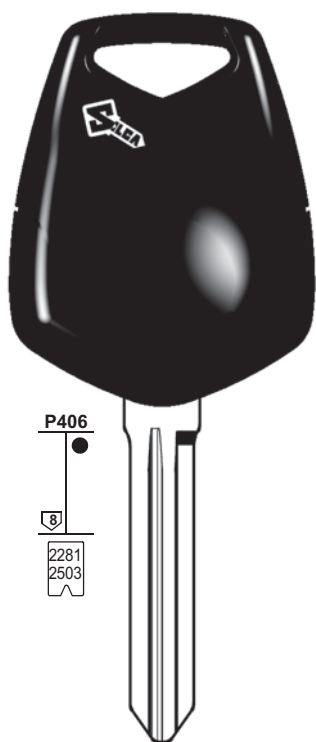
HYN14T14

H 1-2500
P 1-2500
T 1-2500
M 1-2500
V 1-1200



HYN14RT14

M 1-2500
T 1-2500
WC 1001-3500



P406



HYN14EHP

H 1-2500
P 1-2500
T 1-2500
M 1-2500
V 1-1200



HYN14REHP

M 1-2500
T 1-2500
WC 1001-3500



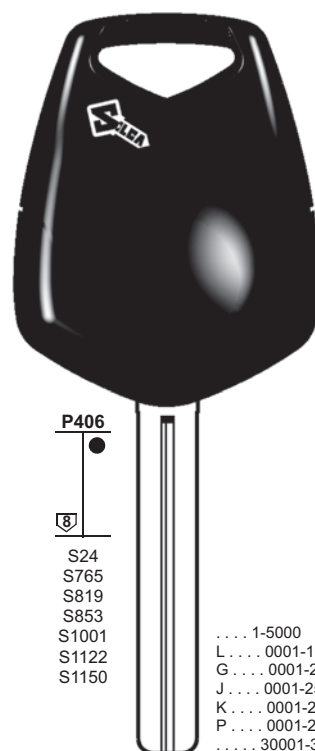
P322

S819
S853
S1001
S1122
S1150



KIA7T14

G 0001-2500
J 0001-2500
K 0001-2500
L 0001-1000
P 0001-2500



P406



S24
S765
S819
S853
S1001
S1122
S1150

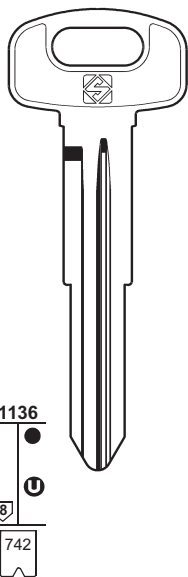


TOY40EHP

..... 1-5000
L 0001-1000
G 0001-2500
J 0001-2500
K 0001-2500
P 0001-2500
..... 30001-31200

PER: 
FOR:

KIA



1136



KIA3R

Y 2001-3000

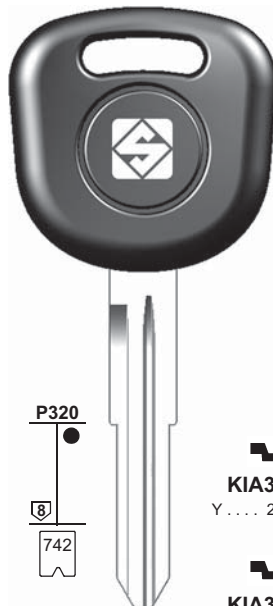


P324



KIA3RAP

Y 2001-3000



P320



KIA3RT16

Y 2001-3000



KIA3RT14

Y 2001-3000



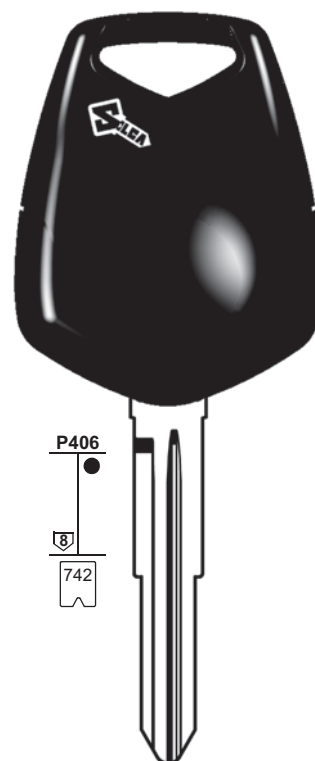
KIA3T5

Y 2001-3000



KIA3RT5

Y 2001-3000



P406



KIA3REH2

Y 2001-3000

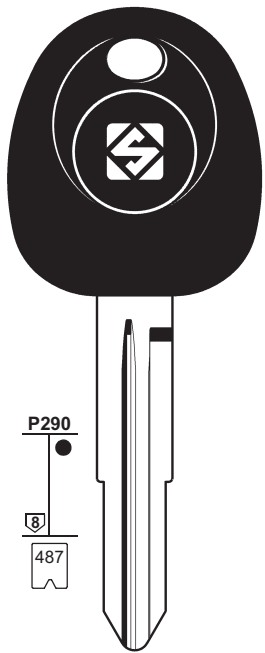


KIA3REHP

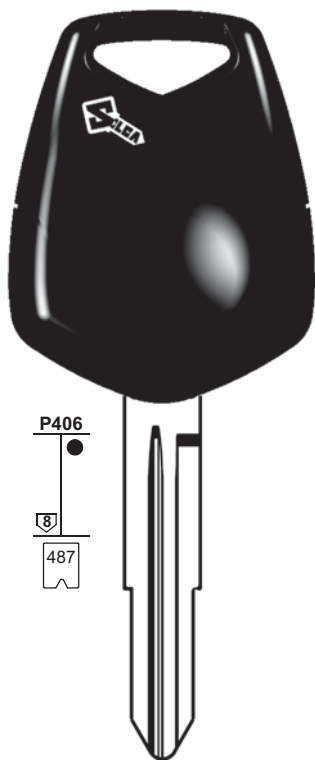
Y 2001-3000

PER: 
FOR:

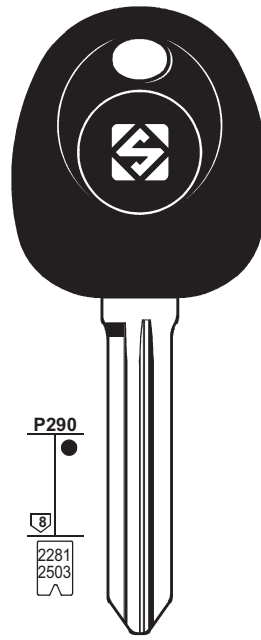
KIA




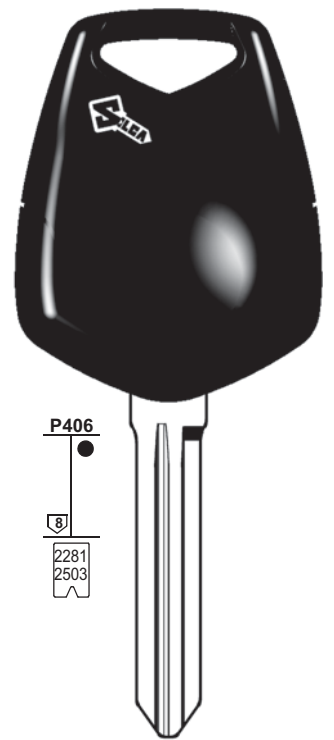

HYN6T14
T 1-1000




HYN6EHP
T 1-1000




HYN14T14
H 0001-2500
M 0001-2500
P 0001-2500
T 0001-2500
V 1-2500




HYN14EHP
H 0001-2500
M 0001-2500
P 0001-2500
T 0001-2500
V 1-2500

HYUNDAI

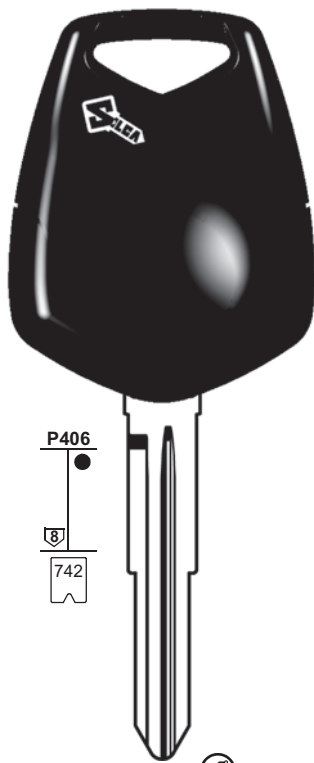
HYUNDAI

PER: 
FOR:

KIA




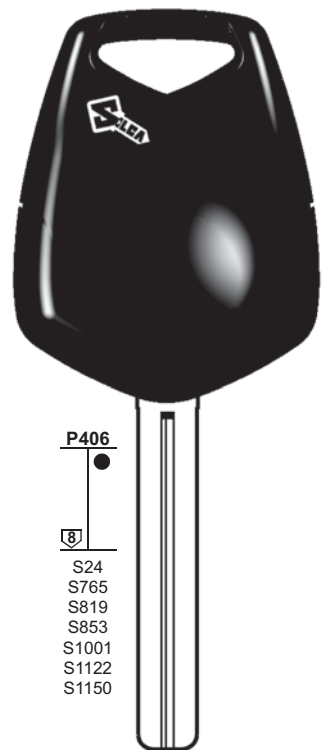

KIA3RT14
Y 2001-3000




KIA3REHP
Y 2001-3000




KIA7T14
G 0001-2500
J 0001-2500
K 0001-2500
L 0001-1000
P 0001-2500

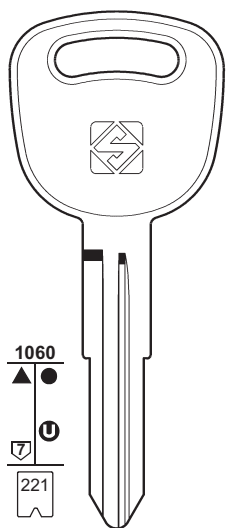



TOY40EHP
. 1-5000
L 0001-1000
G 0001-2500
J 0001-2500
K 0001-2500
P 0001-2500
. 30001-31200

TOYOTA

PER: 
FOR: 

KIA




1060
▲ ●
U
7
221



KIA1R

Y 7001-8200

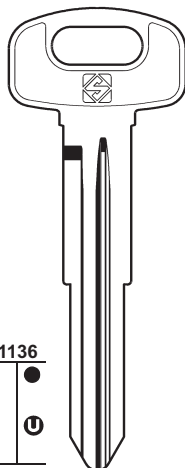


P245
▲ ●
U
7
221



KIA1RAP

Y 7001-8200



1136
●
U
7
742



KIA3R

Y 2001-3000

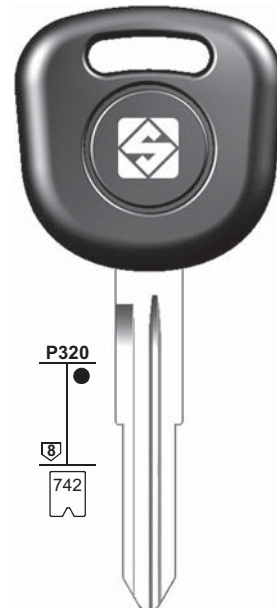


P324
●
U
8
742



KIA3RAP

Y 2001-3000



P320
●
U
8
742



KIA3RT16

Y 2001-3000



KIA3RT14

Y 2001-3000

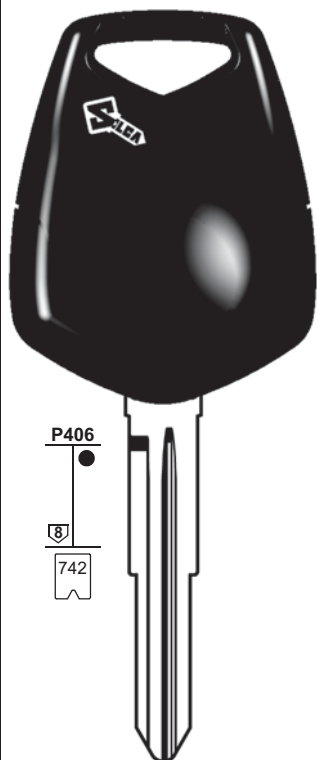


KIA3RT5

Y 2001-3000

PER: 
FOR: 

KIA

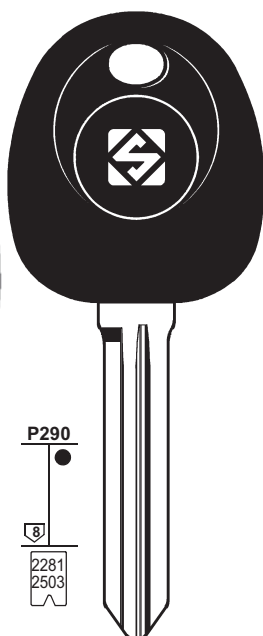


P406
●
U
8
742



KIA3REH2

Y 2001-3000

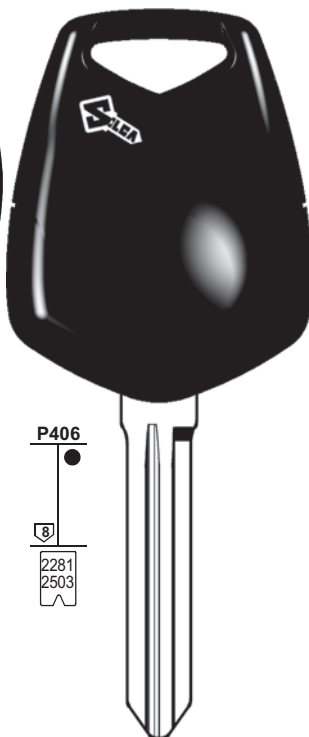


P290
●
U
8
2281
2503



KIA3REHP

Y 2001-3000



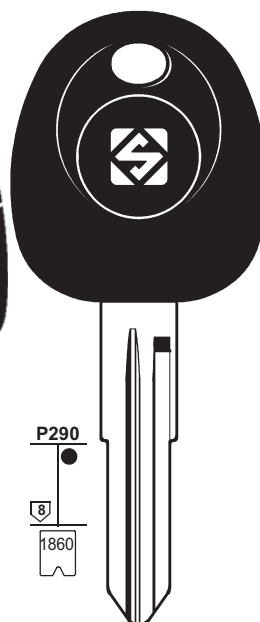
P406
●
U
8
2281
2503



HYN14T14

H 1-2500
P 1-2500
T 1-2500
M 1-2500
V 1-1200

HYUNDAI



P290
●
U
8
1860



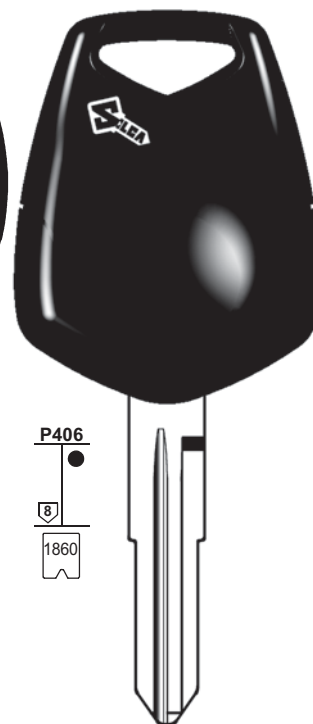
HYN14EHP

H 1-2500
P 1-2500
T 1-2500
M 1-2500
V 1-1200



HYN15T14

WA 1001-3040



P406
●
U
8
1860



HYN15EHP


WA 1001-3040

HYUNDAI

1	2	2a	3	6	71	72	42	43 44a	9b	10b 10c	12	15	A	B	C	D
								IGNITION 								
CAR MAKE/MODEL 	FROM 1995 	TO 2010 	SILCA REF. Ref.	TRANSP. TYPE 	ID FAST COPY PLUS RW4 PLUS	COPY FAST COPY PLUS RW4 PLUS	ID FAST COPY RW4	COPY FAST COPY RW4	ID RW3	COPY RW3	STP 					
KIA																
PRIDE	1999	2001	KIA3R										←	←	←	
RIO	2001	2005	KIA3REH2	TEX / CR	60	Y	60	Y	60	PC			←	←		
RIO	2001	2005	KIA3RT16	TEX / CR	60		60		60				←	←		
RIO	2006		HYN15T14	PH / CR2	46		46		46				←	←	←	←
RIO	2006		HYN15EHP	PH / CR2	46	Y	46	P-BOX	46				←	←	←	←
SEDONA	2002	2005	KIA3RT14	PH / CR2	46		46		46				←	←	←	←
SEDONA	2002	2005	KIA3REHP	PH / CR2	46	Y	46	P-BOX	46				←	←	←	←
SEDONA	2006		HYN14T14	PH / CR2	46		46		46				←		←	←
SEDONA	2006		HYN14EHP	PH / CR2	46	Y	46	P-BOX	46				←		←	←
SEPHIA (USA)	1994	2001	KIA1R										←	←	←	←
SEPHIA (USA)	1994	2001	KIA1RAP										←	←	←	←
SEPHIA	2002	2004	KIA3REHP	PH / CR2	46	Y	46	P-BOX	46				←	←	←	←
SEPHIA	2002	2004	KIA3RT14	PH / CR2	46		46		46				←	←	←	←
SHUMA	1998	2000	KIA3R										←	←	←	←
SHUMA	1998	2000	KIA3RAP										←	←	←	←
SHUMA	1998	2001	KIA3RT5	MEG	13	Y	13	Y	13	Y			←	←	←	←
SHUMA	2000	2001	KIA3RT16	TEX / CR	60		60		60				←	←	←	←
SORENTO	1998		KIA3R										←	←	←	←

PER: 
FOR:

KIA



1060
▲ ●
U
7
221

P222
●
7
221

1136
●
7
221

P320
●
8
742

P322
●
S819
S853
S1001
S1122
S1150


P406
●
8
S24
S765
S819
S853
S1001
S1122
S1150



KIA1R
Y
7001-8200


KIA1RP
Y
7001-8200


KIA2R
Y
7001-8200

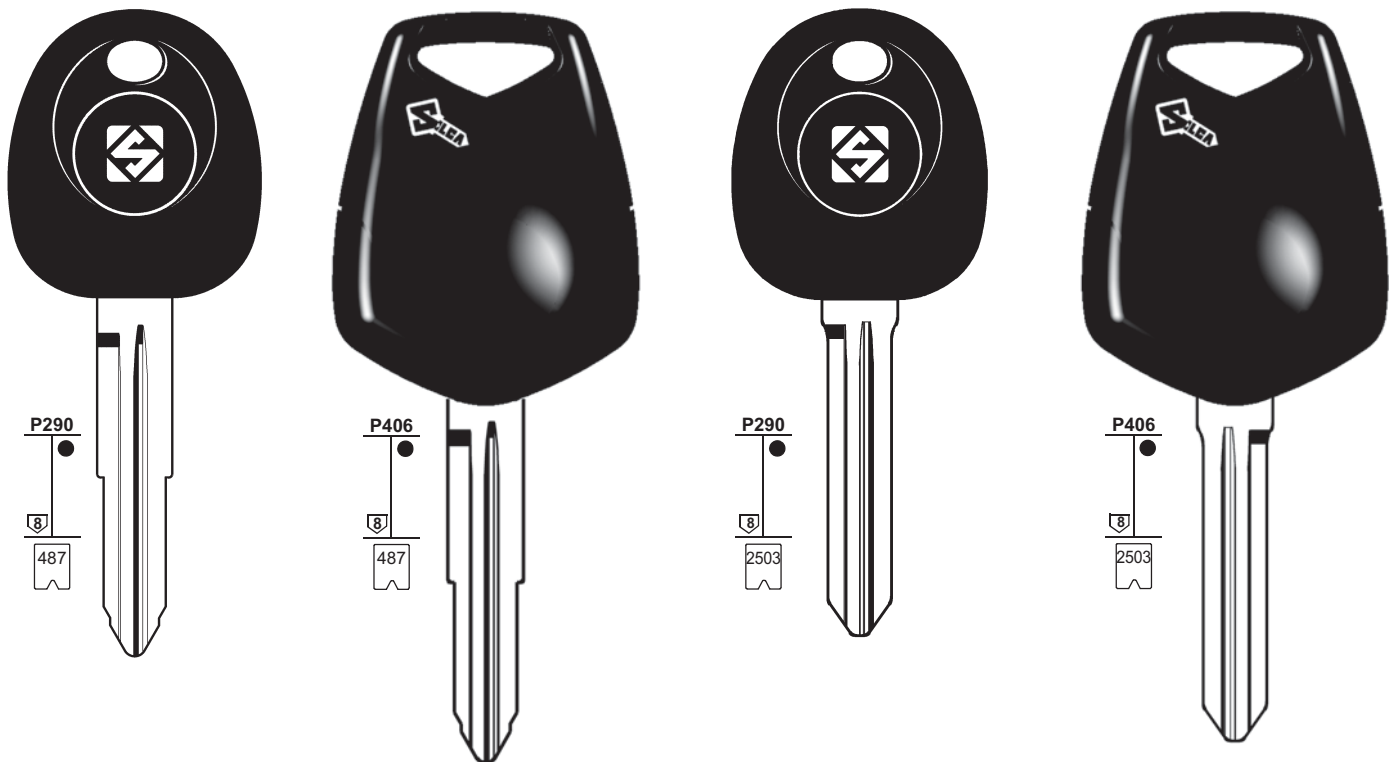

KIA3RT5
Y 2001-3000


KIA7T14
G 0001-2500
J 0001-2500
K 0001-2500
L 0001-1000
P 0001-2500


TOY40EHP
. . . . 1-5000
L 0001-1000
G 0001-2500
J 0001-2500
K 0001-2500
P 0001-2500
. . . . 30001-31200 **TOYOTA**

PER: 
FOR:

KIA



P290
●
8
487

P406
●
8
487

P290
●
8
2503

P406
●
8
2503


HYN7RT14
S 1-1000


HYN7REHP
S 1-1000


HYN14RT14
M 1-2500
T 1-2500
WC 1001-3500

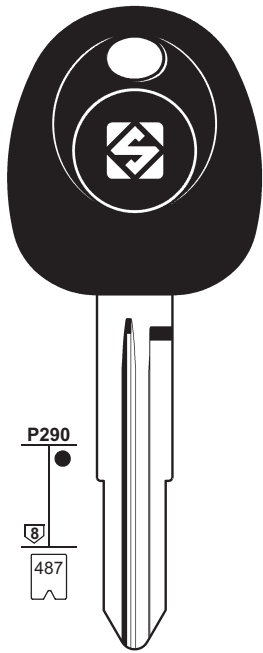

HYN14REHP
M 1-2500
T 1-2500
WC 1001-3500

HYUNDAI

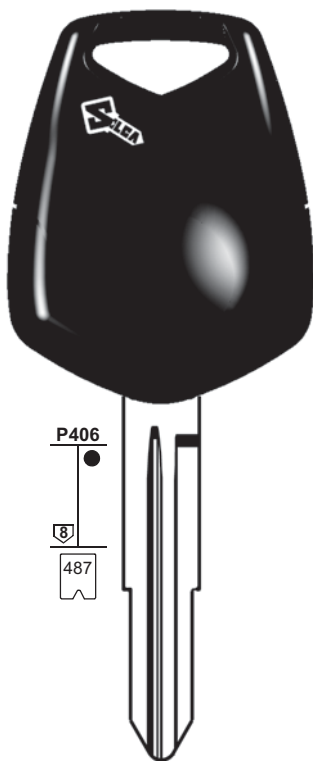
HYUNDAI

PER: 
FOR:

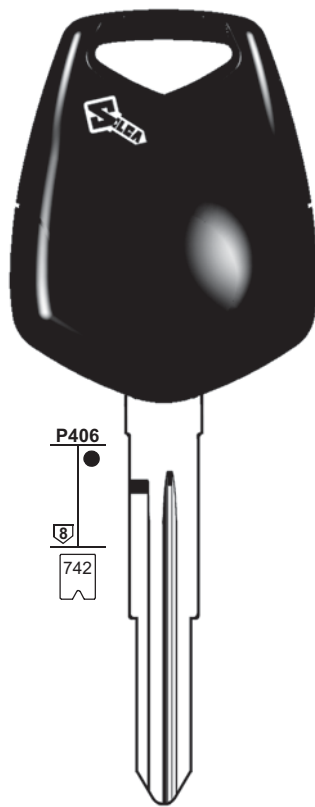
KIA




HYN6T14
T 1-1000



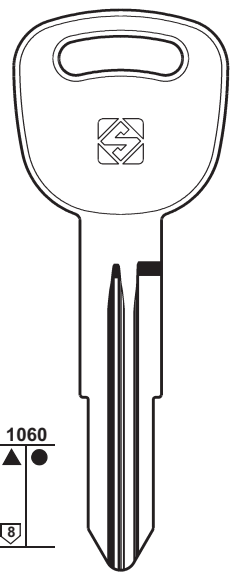

HYN6EHP
T 1-1000




KIA6REH2
Y 2001-3000




KIA3RT16
Y 2001-3000

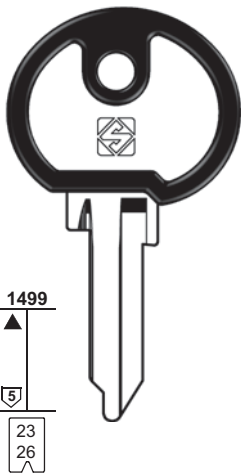



KIA5

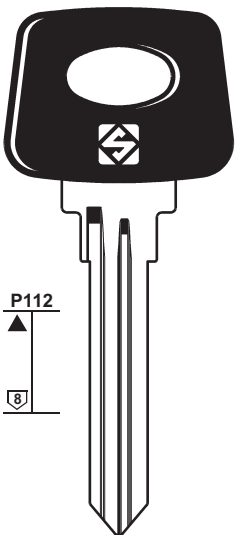
HYUNDAI

PER: 
FOR:

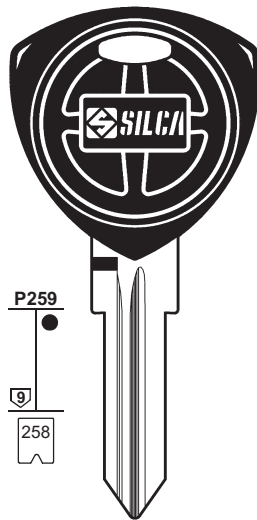
LADA



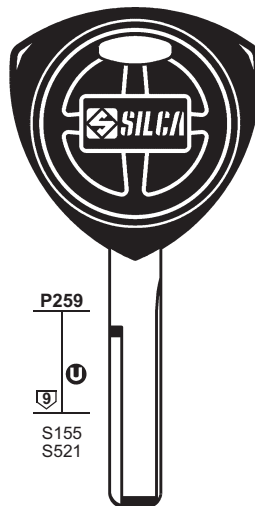

NE20NP
..... A/Z
A/Z
A/Z A/Z
1-2-3-5-7
..... A/Z
0-4-6-8-9
NEIMAN




LD6RP

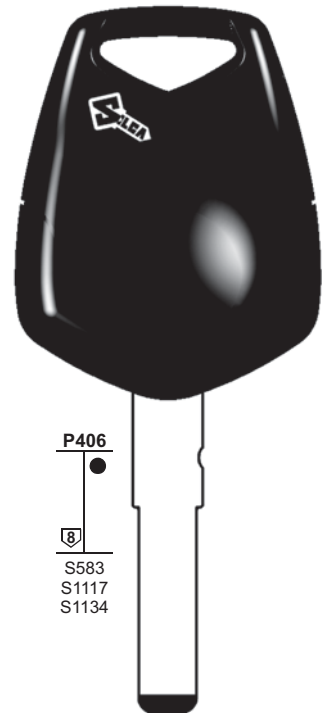




GT18RT5
W
0001-9640




















SIP16T2
.....
(LA)
1-17735

GIOBERT - TRW SPEA



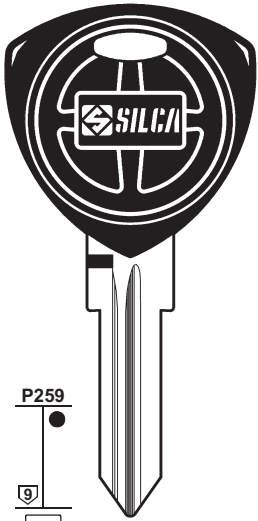

SIP22EHP
DE 1-11210
..... 0001-2000

GIOBERT - TRW SPEA

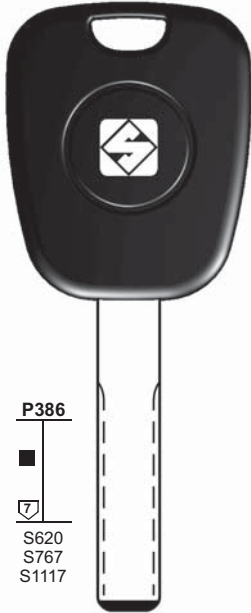
1	2	2a	3	6	71	72	42	43 44a	9b	10b 10c	12	15	A	B	C	D
IGNITION 																
CAR MAKE/MODEL	FROM	TO	SILCA REF.	TRANSP. TYPE	ID	COPY	ID	COPY	ID	COPY	STP					
	1995	2010	 Ref.		 FAST COPY PLUS RW4 PLUS	 FAST COPY PLUS RW4 PLUS	 FAST COPY RW4	 FAST COPY RW4	 RW3	 RW3						
KIA																
SPORTAGE	2001	2003	KIA6REH2	TEX / CR	60	Y	60	Y	60	PC						
SPORTAGE	2001	2003	KIA3RT16	TEX / CR	60		60		60							
SPORTAGE	2006		HYN6T14	PH / CR2	46		46		46							
SPORTAGE	2006		HYN6EHP	PH / CR2	46	Y	46	P-BOX	46							
SOME MODELS			KIA5													
LADA																
SOME MODELS	1995		NE20NP													
SOME MODELS	1998		LD6RP													
LANCIA																
DEDRA	1995	1997	GT18RT5	MEG	13	Y	13	Y	13	Y	Meg	S1				
DEDRA	1997	1999	GT18RT5	TEMIC	11	Y	11	Y	11	Y	T-F	S1				
DELTA	1995	1999	GT18RT5	MEG	13	Y	13	Y	13	Y	Meg	S1				
DELTA	2008			PH / CR2	46		46		46							
DELTA	2008		SIP22EHP	PH / CR2	46	Y	46	P-BOX	46							
K coupè	1997	2001	SIP16T2	PH	33	Y	33	Y	33	Y	B-F	S1				
K	1995	2001	SIP16T2	PH	33	Y	33	Y	33	Y	B-F	S1				
LYBRA	1999	2006		MEG / CR	48		48		48							
MUSA	2004	2009		MEG / CR	48		48		48							
MUSA	2009			PH / CR2	46		46		46							

PER: 
FOR:

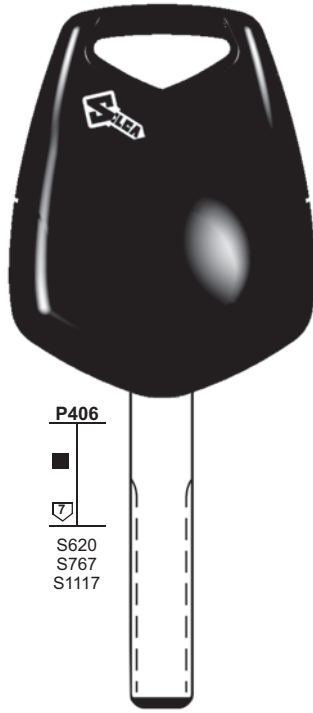
LANCIA



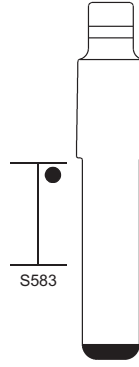
P259
9
258



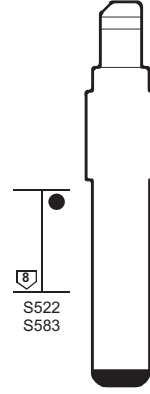
P386
7
S620
S767
S1117



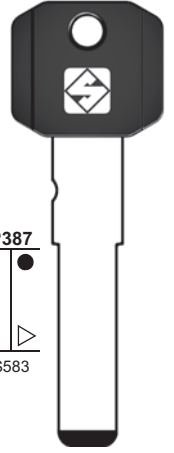
P406
7
S620
S767
S1117



S583



S522
S583



P387
S583


GT18RT5
W
0001-9640


HU83T14
..... 1-2000


HU83EHP
1-2000


SIP18T
DE
1-11210


SIP29T
DE
1-11210


SIP22KP
DE
1-11210



GIOBERT - TRW SPEA

HUF - VALEO

HUF - VALEO

GIOBERT - TRW SIPEA

GIOBERT - TRW SIPEA

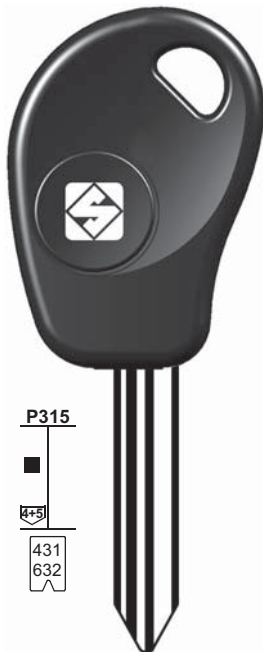
PER: 
FOR:

LANCIA

LAND ROVER



P247
4+5
431
632



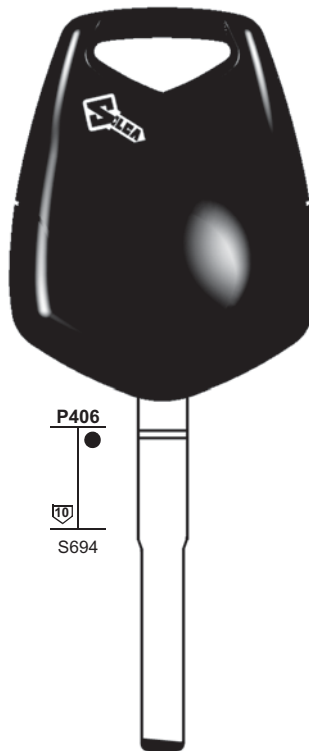
P315
4+5
431
632

.....
0111111-628888
..... H
0111111-628888
63/99 1-2-4-6-8
63/99 H 1-2-4-6-8


SX9CP


SX9T5

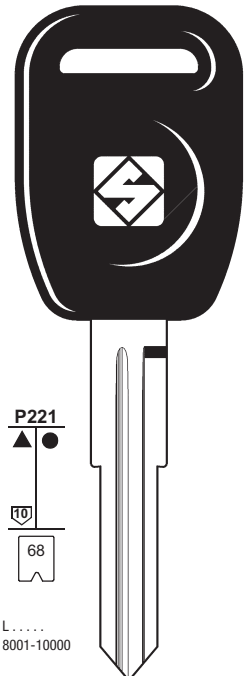
SIMPLEX



P406
S694


HU101EHP
..... 1-4000




















HUF



































P221
68
L
8001-10000


NE75EP
L
8001-10000






































NEIMAN

1	2	2a	3	6	71	72	42	43 44a	9b	10b 10c	12	15	A	B	C	D	
<p style="text-align: center;">IGNITION</p> 																	
CAR MAKE/MODEL 	FROM 1995 	TO 2010 	SILCA REF.  Ref.	TRANSP. TYPE 	ID  FAST COPY PLUS RW4 PLUS	COPY  FAST COPY PLUS RW4 PLUS	ID  FAST COPY RW4	COPY  FAST COPY RW4	ID  RW3	COPY  RW3	STP 						

LANCIA

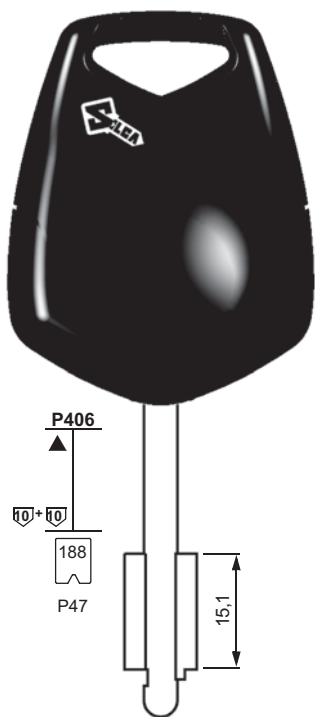
PHEдра	2002		HU83EHP	PH / CR2	46	Y	46	P-BOX	46								
PHEдра	2002		HU83T14	PH / CR2	46		46		46								
SOME MODELS	2000		SIP18T														
SOME MODELS	2000		SIP22KP														
SOME MODELS	2005		SIP29T														
THESIS	2002			MEG / CR	48		48		48								
Y	1995	2003	GT18RT5	TEMIC	11	Y	11	Y	11	Y	T-F	S1					
YPSILON	2003			MEG / CR	48		48		48								
Z 2000	1994	1997	SX9CP														
Z 2000	1998	2001	SX9T5	PH	33	Y	33	Y	33	Y	B-F?	S1					

LAND ROVER

4.0 / 4.6 SE	1995																	
DEFENDER	1998																	
DISCOVERY 3	2006	2009		PH / CR2	46		46		46									
DISCOVERY 3	2006	2009	HU101EHP	PH / CR2	46	Y	46	P-BOX	46									
DISCOVERY	1995																	
DISCOVERY	1996	1997	NE75EP															
FREELANDER	1998	2003																
FREELANDER	2003			PH / CR2	46		46		46									
RANGE ROVER SPORT	2006	2009		PH / CR2	46		46		46									
RANGE ROVER SPORT	2006	2009	HU101EHP	PH / CR2	46	Y	46	P-BOX	46									
RANGE ROVER	1995																	
RANGE ROVER	2005			PH / CR2	46		46		46									

PER: 
FOR:

LDV



 
FO19EH2
C 1-2-3-4-5

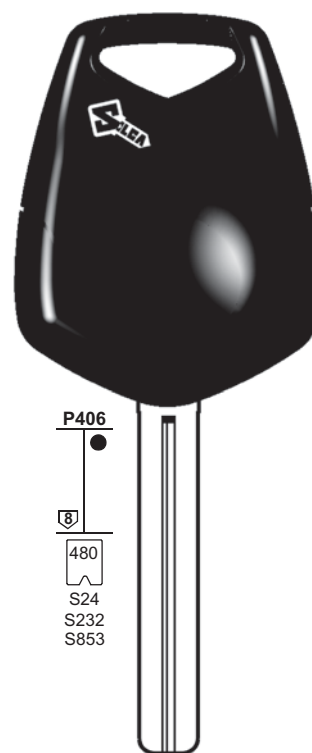
CHUBB

LEXUS



 
TOY40BT4
. 1-5000

TOYOTA



 
TOY40EH2
. 1-5000
L 0001-1000

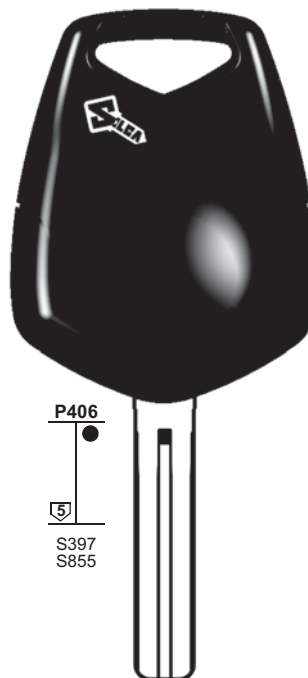
PER: 
FOR:

LEXUS



 
TOY48BT4
. 40000-49999

TOYOTA



 
TOY48EH2
. 40000-49999

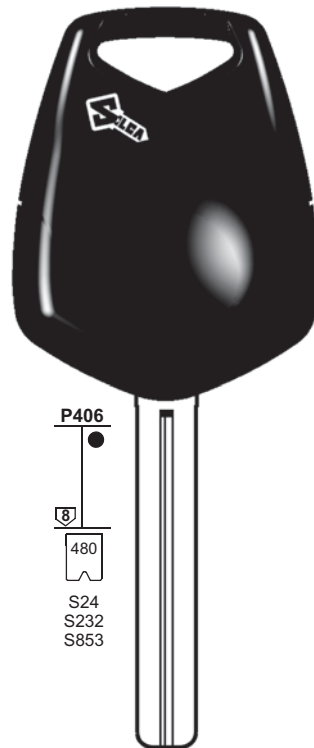
1	2	2a	3	6	71	72	42	43 44a	9b	10b 10c	12	15	A	B	C	D
IGNITION																
CAR MAKE/MODEL	FROM	TO	SILCA REF.	TRANSP. TYPE	ID	COPY	ID	COPY	ID	COPY	STP					
	1995	2010	 Ref.		 FAST COPY PLUS RW4 PLUS	 FAST COPY PLUS RW4 PLUS	 FAST COPY RW4	 FAST COPY RW4	 RW3	 RW3						
LDV																
CONVOY	1998	2000	FO19EH2	TEXAS	4C	Y	4C	Y	4C	Y			↔	↔		↔
CUB	1998	2000	FO19EH2	TEXAS	4C	Y	4C	Y	4C	Y			↔	↔		↔
LEXUS																
ALTEZZA [J]	1999		TOY48BT4	TEXAS	4C		4C		4C			E	↔	↔		↔
ALTEZZA [J]	1999		TOY48EH2	TEXAS	4C	Y	4C	Y	4C	Y			↔	↔		↔
CELSIOR [J]	1997		TOY40BT4	TEXAS	4C		4C		4C			E	↔	↔		↔
CELSIOR [J]	1997		TOY40EH2	TEXAS	4C	Y	4C	Y	4C	Y			↔	↔		↔
ES300	1998	2001	TOY40BT4	TEXAS	4C		4C		4C			E	↔	↔		↔
ES300	1998	2001	TOY40EH2	TEXAS	4C	Y	4C	Y	4C	Y			↔	↔		↔
ES300	2002	2003	TOY48BT4	TEXAS	4C		4C		4C			I	↔	↔		↔
ES300	2002	2003	TOY48EH2	TEXAS	4C	Y	4C	Y	4C	Y			↔	↔		↔
ES330	2004	2007		TEX / CR	68		68		68				↔	↔		↔
ES330	2004	2007	TOY48EH2	TEX / CR	68	Y	68	Y	68	PC			↔	↔		↔
ES350	2007			TEX / CR	68		68		68				↔	↔		↔
GS/LS/LX	1998		TOY48BT4	TEXAS	4C		4C		4C			E				
GS/LS/LX	1998		TOY48EH2	TEXAS	4C	Y	4C	Y	4C	Y			↔	↔		↔
GS300/400 [J]	1998		TOY48BT4	TEXAS	4C		4C		4C			E	↔	↔	↔	↔
GS300/400 [J]	1998		TOY48EH2	TEXAS	4C	Y	4C	Y	4C	Y			↔	↔	↔	↔
GS300	1998	2001	TOY48BT4	TEXAS	4C		4C		4C			E	↔	↔		↔
GS300	1998	2005	TOY48EH2	TEXAS	4C	Y	4C	Y	4C	Y			↔	↔		↔
GS300	2002	2005	TOY48BT4	TEXAS	4C		4C		4C			I	↔	↔		↔
GS300	2005	2007		TEX / CR	68		68		68			I	↔	↔		↔
GS300	2005	2007	TOY48EH2	TEX / CR	68	Y	68	Y	68	PC			↔	↔		↔
GS350	2007			TEX / CR	68		68		68				↔	↔		↔
GS400	1998	2001	TOY48BT4	TEXAS	4C		4C		4C			E	↔	↔		↔
GS400	1998	2001	TOY48EH2	TEXAS	4C	Y	4C	Y	4C	Y			↔	↔		↔
GS430	2001	2005	TOY48BT4	TEXAS	4C		4C		4C			I	↔	↔		↔
GS430	2001	2005	TOY48EH2	TEXAS	4C	Y	4C	Y	4C	Y			↔	↔		↔
GS430	2005	2007		TEX / CR	68		68		68				↔	↔		↔
GS430	2005	2007	TOY48EH2	TEX / CR	68	Y	68	Y	68	PC			↔	↔		↔
GS450h	2007			TEX / CR	68		68		68				↔	↔		↔
GS460	2007			TEX / CR	68		68		68				↔	↔		↔
GX470	2003	2007		TEX / CR	68		68		68				↔	↔		↔
GX470	2003	2007	TOY48EH2	TEX / CR	68	Y	68	Y	68	PC			↔	↔		↔
IS200	1999	2005	TOY48BT4	TEXAS	4C		4C		4C			E	↔	↔		↔
IS200	1999	2005	TOY48EH2	TEXAS	4C	Y	4C	Y	4C	Y			↔	↔		↔
IS220d	2005		SMART KEY	TEX / CR	68		68		68							
IS250	2005		SMART KEY	TEX / CR	68		68		68							
IS300	2001	2005	TOY48BT4	TEXAS	4C		4C		4C			E	↔	↔		↔

PER: 
FOR:

LEXUS




TOY40BT4
..... 1-5000




TOY40EH2
..... 1-5000
L..... 0001-1000

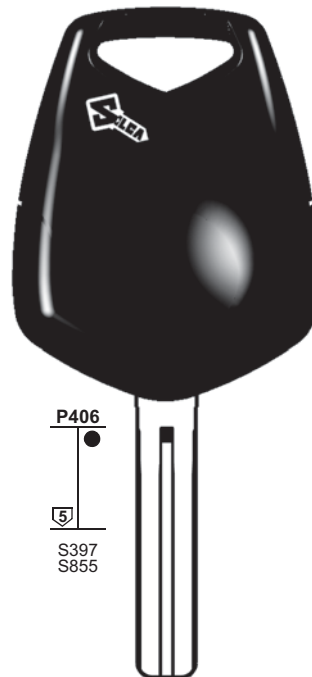
TOYOTA

PER: 
FOR:

LEXUS




TOY48BT4
..... 40000-49999



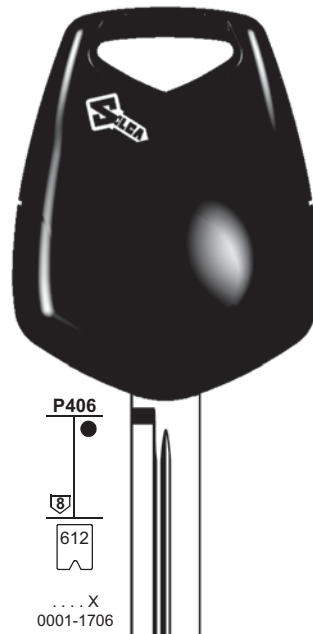
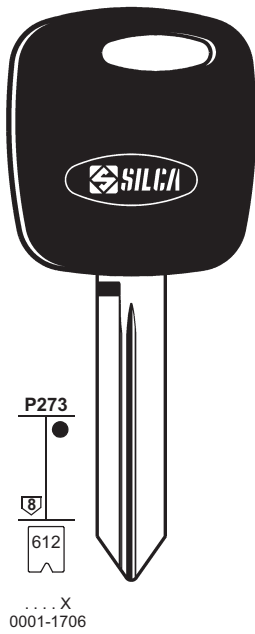

TOY48EH2
..... 40000-49999

TOYOTA

1	2	2a	3	6	71	72	42	43 44a	9b	10b 10c	12	15	A	B	C	D
IGNITION																
CAR MAKE/MODEL	FROM	TO	SILCA REF.	TRANSP. TYPE	ID	COPY	ID	COPY	ID	COPY	STP					
	1995	2010	 Ref.		 FAST COPY PLUS RW4 PLUS	 FAST COPY PLUS RW4 PLUS	 FAST COPY RW4	 FAST COPY RW4	 RW3	 RW3						
LEXUS																
IS300	2001	2005	TOY48EH2	TEXAS	4C	Y	4C	Y	4C	Y			↔	↔		↔
IS300	2002	2003	TOY48BT4	TEXAS	4C		4C		4C			I	↔	↔		↔
IS300	2005		SMART KEY	TEX / CR	68		68		68							
IS350	2005		SMART KEY	TEX / CR	68		68		68							
LAND CRUISER [J]	1999		TOY40BT4	TEXAS	4C		4C		4C			E	↔	↔		↔
LAND CRUISER [J]	1999		TOY40EH2	TEXAS	4C	Y	4C	Y	4C	Y			↔	↔		↔
LS200	1999		TOY48BT4	TEXAS	4C		4C		4C			E	↔	↔		↔
LS200	1999		TOY48EH2	TEXAS	4C	Y	4C	Y	4C	Y			↔	↔		↔
LS400	1997		TOY40BT4	TEXAS	4C		4C		4C			E	↔	↔		↔
LS400	1997		TOY40EH2	TEXAS	4C	Y	4C	Y	4C	Y			↔	↔		↔
LS400	1999	2001	TOY48BT4	TEXAS	4C		4C		4C			E	↔	↔		↔
LS400	1999	2003	TOY48EH2	TEXAS	4C	Y	4C	Y	4C	Y			↔	↔		↔
LS400	2002	2003	TOY48BT4	TEXAS	4C		4C		4C			I	↔	↔		↔
LS430	2001	2004		TEX / CR	68		68		68				↔	↔		↔
LS430	2001	2004	TOY48EH2	TEX / CR	68	Y	68	Y	68	PC			↔	↔		↔
LS430	2004	2006	SMART KEY	TEX / CR	68		68		68							
LS460	2007		SMART KEY	TEX / CR	68		68		68							
LX450	1998		TOY40BT4	TEXAS	4C		4C		4C			E	↔	↔		↔
LX450	1998		TOY40EH2	TEXAS	4C	Y	4C	Y	4C	Y			↔	↔		↔
LX470	1999	2000	TOY40BT4	TEXAS	4C		4C		4C			E	↔	↔		↔
LX470	1999	2000	TOY40EH2	TEXAS	4C	Y	4C	Y	4C	Y			↔	↔		↔
LX470	2001	2002	TOY48BT4	TEXAS	4C		4C		4C				↔	↔		↔
LX470	2001	2002	TOY48EH2	TEXAS	4C	Y	4C	Y	4C	Y			↔	↔		↔
LX470	2003	2006		TEX / CR	68		68		68				↔	↔		↔
LX470	2003	2005	TOY48EH2	TEX / CR	68	Y	68	Y	68	PC			↔	↔		↔
RX300	1999	2001	TOY48BT4	TEXAS	4C		4C		4C			E	↔	↔		↔
RX300	1999	2003	TOY48EH2	TEXAS	4C	Y	4C	Y	4C	Y						
RX300	2002	2003	TOY48BT4	TEXAS	4C		4C		4C			I	↔	↔		↔
RX330	2004	2006		TEX / CR	68		68		68			E	↔	↔		↔
RX330	2004	2006	TOY48EH2	TEX / CR	68	Y	68	Y	68	PC			↔	↔		↔
RX350	2007			TEX / CR	68		68		68				↔	↔		↔
RX350	2007		TOY48EH2	TEX / CR	68	Y	68	Y	68	PC			↔	↔		↔
RX400h	2005			TEX / CR	68		68		68				↔		↔	↔
SC300/400	1998	2001	TOY40BT4	TEXAS	4C		4C		4C			E	↔	↔		↔
SC300/400	1998	2003	TOY40EH2	TEXAS	4C	Y	4C	Y	4C	Y			↔	↔		↔
SC300/400	2002	2003	TOY40BT4	TEXAS	4C		4C		4C			I	↔	↔		↔
SC430	2002	2006		TEX / CR	68		68		68				↔	↔		↔
SC430	2002	2006	TOY48EH2	TEX / CR	68	Y	68	Y	68	PC			↔	↔		↔

PER: 
FOR:

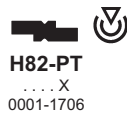
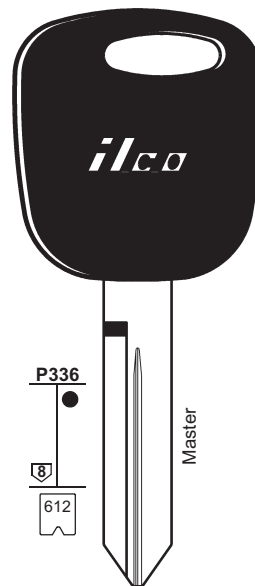
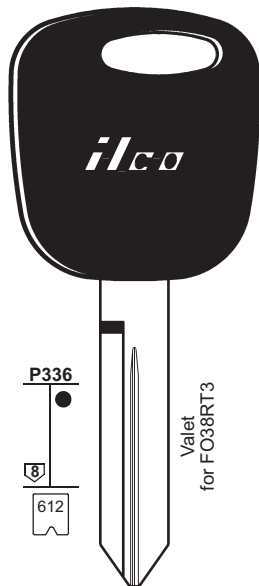
LINCOLN



STRATTEC

PER: 
FOR:

LINCOLN



STRATTEC

1	2	2a	3	6	71	72	42	43 44a	9b	10b 10c	12	15	A	B	C	D
IGNITION																
CAR MAKE/MODEL	FROM	TO	SILCA REF.	TRANSP. TYPE	ID	COPY	ID	COPY	ID	COPY	STP					
	1995	2010	 Ref.		 FAST COPY PLUS RW4 PLUS	 FAST COPY PLUS RW4 PLUS	 FAST COPY RW4	 FAST COPY RW4	 RW3	 RW3						
LINCOLN																
AVIATOR	2003	2005	FO38RT17	TEX / CR	63		63		63			C	↔	↔		↔
AVIATOR	2003	2005	FO38REH2	TEX / CR	63	Y	63	Y	63	PC			↔	↔		↔
BLACKWOOD	2002	2003	FO38REH2	TEXAS	4C	Y	4C	Y	4C	Y			↔	↔	↔	↔
BLACKWOOD	2002	2003	FO38RT3	TEXAS	4C		4C		4C			C	↔	↔	↔	↔
BLACKWOOD	2002	2003	H82-PT	TEXAS	4C		4C		4C			C	↔	↔	↔	
CONTINENTAL	1998	2002	FO38REH2	TEXAS	4C	Y	4C	Y	4C	Y			↔	↔	↔	↔
CONTINENTAL	1998	2002	FO38RT3	TEXAS	4C		4C		4C			C	↔	↔	↔	↔
CONTINENTAL	1998	2002	H82-PT	TEXAS	4C		4C		4C			C	↔	↔	↔	
CONTINENTAL	2002	2004	FO38RT17	TEX / CR	63		63		63			C	↔	↔		↔
CONTINENTAL	2002	2004	FO38REH2	TEX / CR	63	Y	63	Y	63	PC			↔	↔		↔
LHS	1998		FO38REH2	TEXAS	4C	Y	4C	Y	4C	Y			↔	↔	↔	↔
LHS	1998		FO38RT3	TEXAS	4C		4C		4C			C				
LS	2000	2006	FO38REH2	TEX / CR	60	Y	60	Y	60	PC			↔	↔	↔	↔
LS	2000	2006	H74-PT	TEX / CR	60		60		60			C	↔	↔	↔	↔
LS	2003	2006	FO38RT17	TEX / CR	63		63		63			C	↔	↔		↔
LS	2003	2006	FO38REH2	TEX / CR	63	Y	63	Y	63	PC			↔	↔		↔
MARK LT	2005	2007	FO38RT17	TEX / CR	63		63		63			B	↔	↔		↔
MARK LT	2005	2007	FO38REH2	TEX / CR	63	Y	63	Y	63	PC			↔	↔		↔
MARK LT	2008			TEX / CR	63		63		63			C	↔	↔		↔
MARK VIII	1997			MOTOROLA												
MKX	2007		FO38RT17	TEX / CR	63		63		63			C	↔	↔		↔
MKX	2007		FO38REH2	TEX / CR	63	Y	63	Y	63	PC			↔	↔		↔
MKZ	2006		FO38RT17	TEX / CR	63		63		63			C	↔	↔		↔
MKZ	2006		FO38REH2	TEX / CR	63	Y	63	Y	63	PC			↔	↔		↔
NAVIGATOR	1997	1998	FO38RT3	TEXAS	4C		4C		4C			C	↔	↔	↔	↔
NAVIGATOR	1997	2002	FO38REH2	TEXAS	4C	Y	4C	Y	4C	Y			↔	↔	↔	↔
NAVIGATOR	1999	2002	FO38RT3	TEXAS	4C		4C		4C			C	↔	↔	↔	↔
NAVIGATOR	2002	2004	FO38RT17	TEX / CR	63		63		63			C	↔	↔		↔
NAVIGATOR	2002	2008	FO38REH2	TEX / CR	63	Y	63	Y	63	PC			↔	↔		↔
NAVIGATOR	2005	2008	FO38RT17	TEX / CR	63		63		63			C	↔	↔		↔
NAVIGATOR	2009			TEX / CR	63		63		63			C	↔	↔		↔
TOWN CAR	1998	2002	FO38REH2	TEXAS	4C	Y	4C	Y	4C	Y			↔	↔	↔	↔
TOWN CAR	1998	2002	FO38RT3	TEXAS	4C		4C		4C			C	↔	↔	↔	↔
TOWN CAR	1998	2002	H82-PT	TEXAS	4C		4C		4C			C	↔	↔	↔	
TOWN CAR	2003		FO38REH2	TEX / CR	63	Y	63	Y	63	PC			↔	↔		↔
TOWN CAR	2003	2004	FO38RT17	TEX / CR	63		63		63			C	↔	↔		↔
TOWN CAR	2005		FO38RT17	TEX / CR	63		63		63			C	↔	↔		↔
ZEPHYR	2006		FO38RT17	TEX / CR	63		63		63			C	↔	↔		↔
ZEPHYR	2006		FO38REH2	TEX / CR	63	Y	63	Y	63	PC			↔	↔		↔

PER: 
FOR:

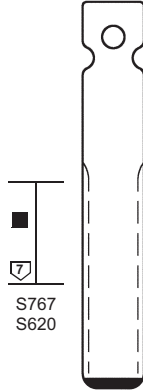
MAN



P386

■
S620
S767
S1117

..... 1-2000



S767
S620



HU83T5

HUF - VALEO




HU83T



HUF - VALEO

MAZDA



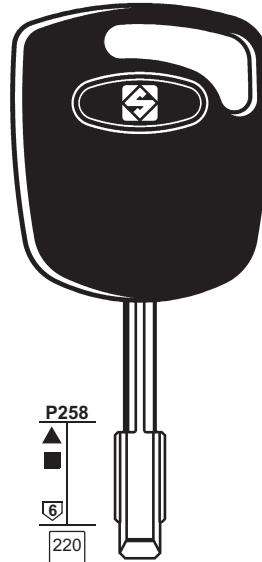
P115

▲
■
6
220

T.....
1-2-3-4
001-1050



FO21P



P258

▲
■
6
220

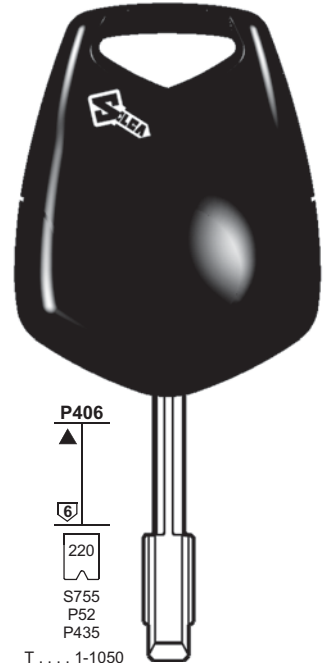
S755
P52
P435

T..... 1-1050
T..... 1-2330
T..... 1051-2330
T..... 1-2-3-4



FO21T3

TIBBE - VALEO



P406

▲
6
220

S755
P52
P435

T..... 1-1050
T..... 1-2330
T..... 1051-2330
T..... 1-2-3-4



FO21EH2

PER: 
FOR:

MAZDA



P273

8
612

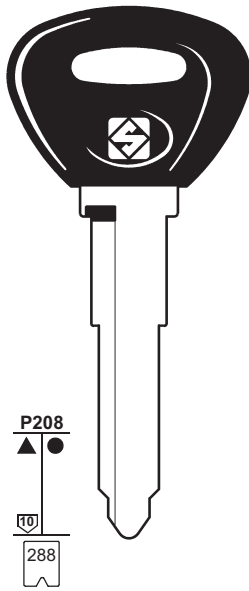


FO38RT3
..... X
0001-1706



FO38RT17
..... X
0001-1706

STRATTEC

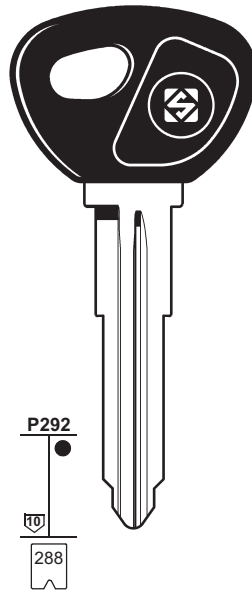


P208

10
288



MAZ20REP
.....
10100-12283



P292

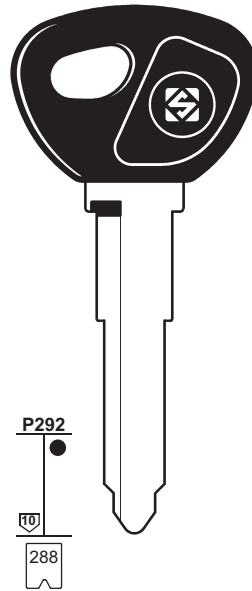
10
288



MAZ13T5
.....
10100-12283



MAZ20RT5
..... 10100-12283



P292

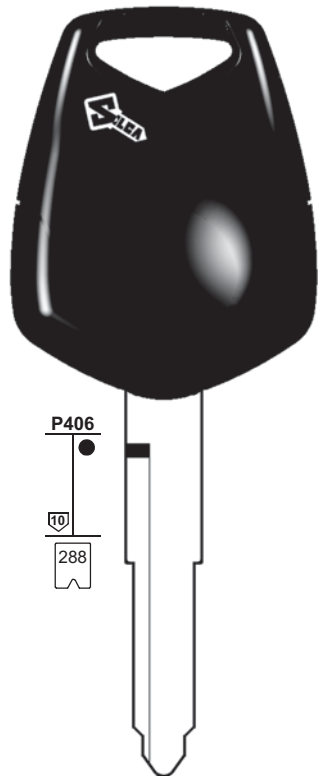
10
288



MAZ24RT5
..... 10100-12283



MAZ24RT17
..... 10100-12283





















P406

10
288

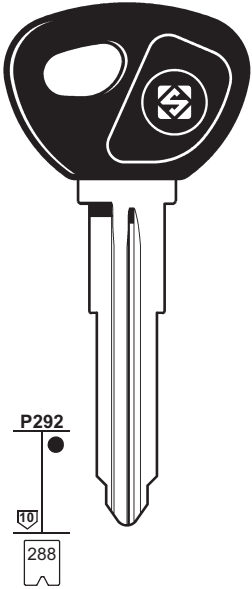


MAZ24REH2
..... 10100-12283

1	2	2a	3	6	71	72	42	43 44a	9b	10b 10c	12	15	A	B	C	D			
				IGNITION 															
CAR MAKE/MODEL 	FROM 1995 	TO 2010 	SILCA REF.  Ref.	TRANSP. TYPE 	ID  FAST COPY PLUS RW4 PLUS	COPY  FAST COPY PLUS RW4 PLUS	ID  FAST COPY RW4	COPY  FAST COPY RW4	ID  RW3	COPY  RW3	STP 								
MAN																			
SOME MODELS	2003		HU83T											↔	↔	↔	↔		
TGA	2003		HU83T5	MEG	13	Y	13	Y	13	Y									
MAZDA																			
121 (AUS)	1999	2001		TEM / CR	8C		8C		8C					↔	↔	↔	↔		
121	1995	1996	FO21P											↔	↔	↔	↔		
121	1997	2001	FO21EH2	TEXAS	4C	Y	4C	Y	4C	Y				↔	↔		↔		
121	1997	2001	FO21T3	TEXAS	4C		4C		4C					↔	↔	↔			
323	1995	1997	MAZ13T5	TEMIC	12	Y	12	Y	12	Y				↔	↔	↔	↔		
323	1997	1999	MAZ24RT5	PH	33	Y	33	Y	33	Y				↔	↔	↔	↔		
323	1997	1999	MAZ20REP											↔	↔	↔	↔		
323	1998	1999	MAZ24RT5	TEMIC	12	Y	12	Y	12	Y				↔	↔	↔	↔		
323	1999	2003		TEM / CR	8C		8C		8C					↔	↔	↔	↔		
626 (ES, LS, LUX)	1998	1999	MAZ24RT5	PH	33	Y	33	Y	33	Y		D		↔	↔	↔	↔		
626 (ES, LS, LUX)	1999	2002		TEM / CR	8C		8C		8C					↔	↔		↔		
626	1995	1999	MAZ20RT5	TEMIC	12	Y	12	Y	12	Y		D		↔	↔	↔	↔		
626	1999	2002		TEM / CR	8C		8C		8C			D		↔	↔	↔	↔		
B-SERIES P/U	1999	2000	FO38RT3	TEXAS	4C		4C		4C			C		↔	↔	↔	↔		
B-SERIES P/U	2001	2006		TEX / CR	60		60		60			C		↔	↔	↔	↔		
B-SERIES P/U	2007		FO38RT17	TEX / CR	63		63		63					↔	↔		↔		
BT-50	2006			TEM / CR	8C		8C		8C			S9		↔	↔	↔	↔		
CX-7	2007		MAZ24RT17	TEX / CR	63		63		63					↔	↔		↔		
CX-7	2007		MAZ24REH2	TEX / CR	63	Y	63	Y	63	PC				↔	↔		↔		
CX-9	2007		MAZ24RT17	TEX / CR	63		63		63					↔	↔		↔		
CX-9	2007		MAZ24REH2	TEX / CR	63	Y	63	Y	63	PC				↔	↔	↔	↔		
DEMIO [J]	2003		MAZ24RT17	TEX / CR	63		63		63					↔	↔				
DEMIO [J]	2003		MAZ24REH2	TEX / CR	63	Y	63	Y	63	PC				↔	↔				
DEMIO	1999	2002		TEM / CR	8C		8C		8C					↔	↔	↔	↔		
MAZDA 2	2003		MAZ24RT17	TEX / CR	63		63		63					↔	↔				
MAZDA 2	2003		MAZ24REH2	TEX / CR	63	Y	63	Y	63	PC				↔	↔				
MAZDA 3	2004		MAZ24REH2	TEX / CR	63	Y	63	Y	63	PC				↔	↔		↔		
MAZDA 3	2004		MAZ24RT17	TEX / CR	63		63		63					↔	↔		↔		
MAZDA 5	2005		MAZ24RT17	TEX / CR	63		63		63					↔	↔		↔		
MAZDA 5	2005		MAZ24REH2	TEX / CR	63	Y	63	Y	63	PC				↔	↔		↔		
MAZDA 6	2003		MAZ24RT17	TEX / CR	63		63		63					↔	↔				
MAZDA 6	2003		MAZ24REH2	TEX / CR	63	Y	63	Y	63	PC				↔	↔				
MIATA	2001	2005		TEM / CR	8C		8C		8C					↔	↔	↔	↔		
MPV	2000	2006		TEM / CR	8C		8C		8C										
MX-3	1995	1998	MAZ13T5	TEMIC	12	Y	12	Y	12	Y				↔	↔	↔	↔		
MX-5	1995	1998	MAZ13T5	TEMIC	12	Y	12	Y	12	Y				↔	↔	↔	↔		

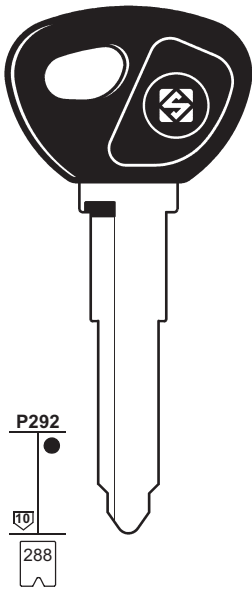
PER: 
FOR:

MAZDA



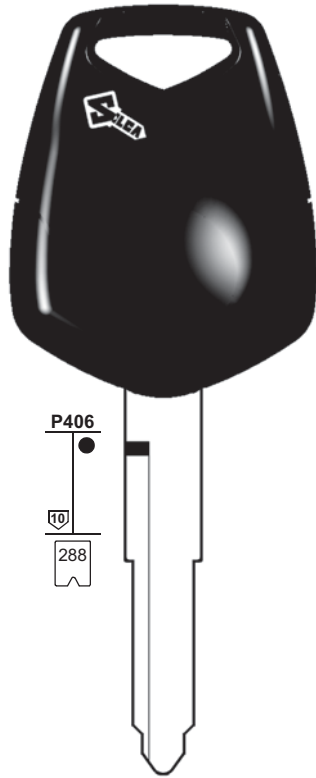
P292
288


MAZ20RT5
..... 10100-12283



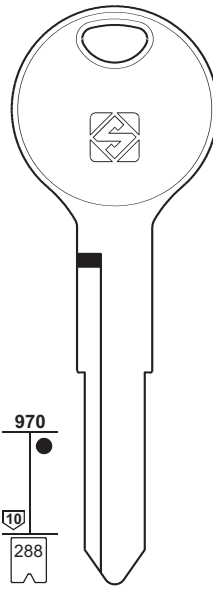
P292
288


MAZ24RT5
..... 10100-12283



P406
288


MAZ24REH2
..... 10100-12283



970
288


MAZ25R
..... 10100-12283



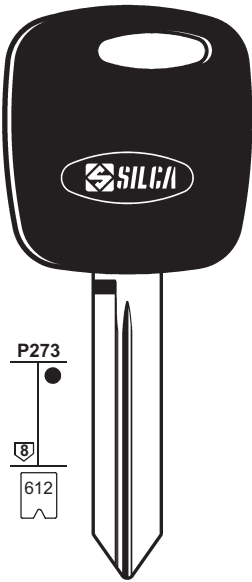
P322
S765


MIT14BT5
..... 30001-31200

MITSUBISHI

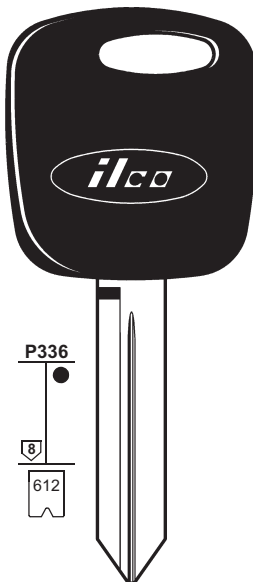
PER: 
FOR:

MAZDA



P273
612


FO38RT17
..... X
0001-1706

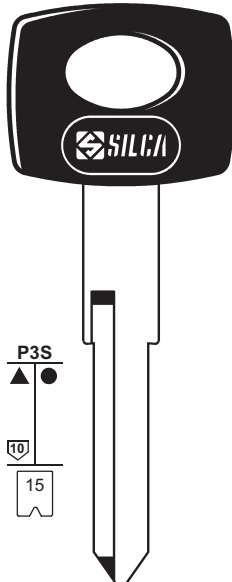


P336
612



H86-PT
..... X
0001-1706

STRATTEC

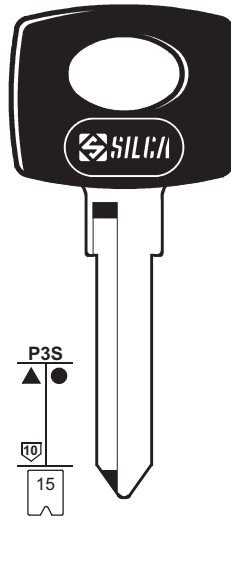
MERCEDES




P3S
15


HU72RP
... NF ... 1-99 ... 1-99
HM ... 1-1200
HM ... 2501-3500
HM ... 4001-7350
NF ... 1-1200
NM ... 2501-3500

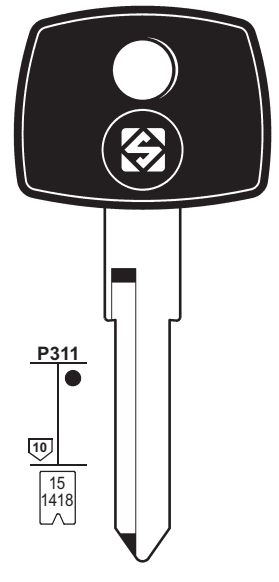
WITTE




P3S
15


YM15P
... NF ... 1-99 ... 1-99
HM ... 1-1200
HM ... 2501-3500
HM ... 4001-7350
NF ... 1-1200
NM ... 2501-3500



















YMOS



P311
15
1418


YM15T5
... NF ... 1-99 ... 1-99
HM ... 1-1200
HM ... 2501-3500
HM ... 4001-7350
HM ... 6001-7109
NF ... 1-1200
NM ... 2501-3500

YMOS

1	2	2a	3	6	71	72	42	43 44a	9b	10b 10c	12	15	A	B	C	D
				IGNITION 												
CAR MAKE/MODEL 	FROM 1995 	TO 2010 	SILCA REF.  Ref.	TRANSP. TYPE 	ID  FAST COPY PLUS RW4 PLUS	COPY  FAST COPY PLUS RW4 PLUS	ID  FAST COPY RW4	COPY  FAST COPY RW4	ID  RW3	COPY  RW3	STP 					
MAZDA																
MX-5	1998	2000	MAZ24RT5	PH	33	Y	33	Y	33	Y						
MX-5	2000	2005		TEM / CR	8C		8C		8C							
MX-5	2005		MAZ24RT17	TEX / CR	63		63		63							
MX-5	2005		MAZ24REH2	TEX / CR	63	Y	63	Y	63	PC						
MX-6	1995	1997	MAZ20RT5	TEMIC	12	Y	12	Y	12	Y						
PREMACY	2000			TEM / CR	8C		8C		8C							
RX-8	2004		MAZ24REH2	TEX / CR	63	Y	63	Y	63	PC						
RX-8	2004		MAZ24RT17	TEX / CR	63		63		63							
SOME MODELS	2000		MAZ25R													
TRIBUTE	2001	2004	H86-PT	TEX / CR	60		60		60			H				
TRIBUTE	2005	2007	FO38RT17	TEX / CR	63		63		63			H				
TRIBUTE	2008			TEX / CR	63		63		63			C				
XEDOS 6	1995	1999	MAZ20RT5	TEMIC	12	Y	12	Y	12	Y						
XEDOS 9	1995	2002	MIT14BT5	TEMIC	12	Y	12	Y	12	Y						
MERCEDES																
CLASSE A	1998			PH	33		33		33							
ML320	1998			PH	33		33		33							
SERIE C/E/S/SL	1995			PH	33		33		33							
VITO	1996		YM15P													
VITO	1997		HU72RP													
VITO	1998		YM15T5	MEG	13	Y	13	Y	13	Y	M-V					
VITO	1999		YM15T5	TEMIC	12	Y	12	Y	12	Y						

PER: 
FOR:

MERCURY



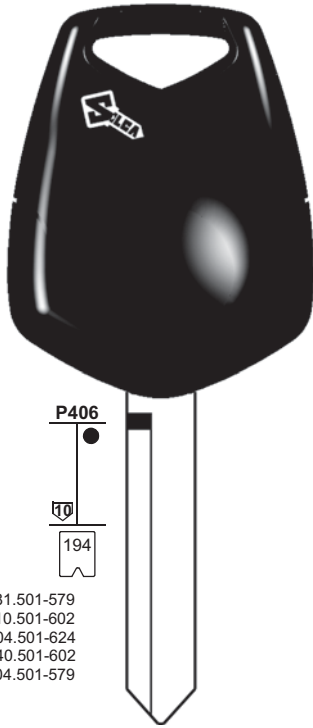
P273



- ... A ... 101-381.501-579
- ... B ... 101-410.501-602
- ... C ... 101-404.501-624
- ... D ... 101-340.501-602
- ... E ... 101-304.501-579



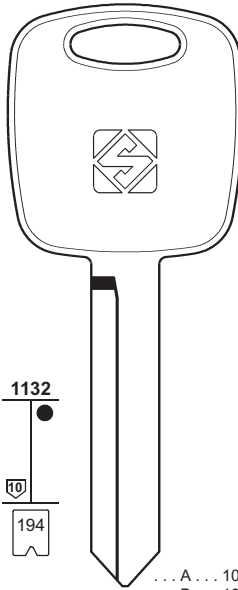
FO26T3



P406



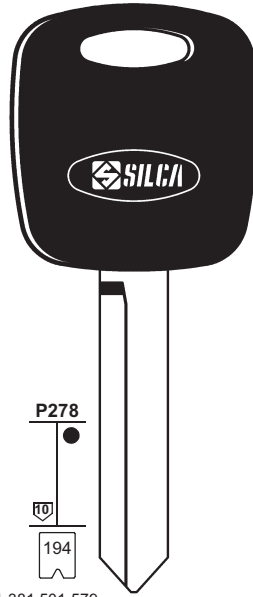
FO26EH2



1132



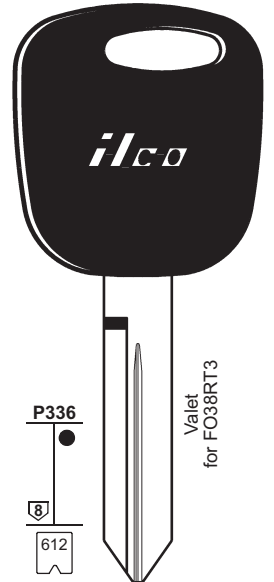
FO39



P278



FO39CP



P336




H82-PT

Valet
for FO38RT3

- ... X
0001-1706

STRATTEC



STRATTEC

STRATTEC

PER: 
FOR:

MERCURY



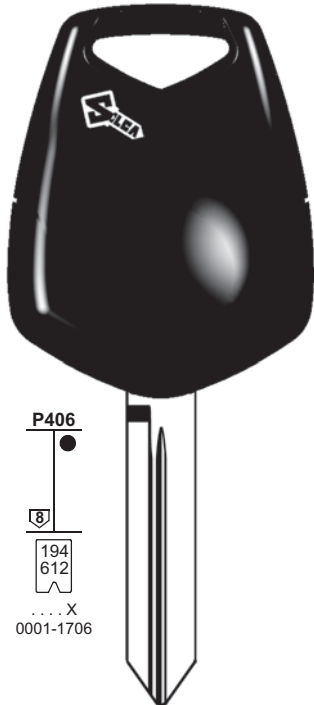
P273



- ... X
0001-1706



FO38RT3



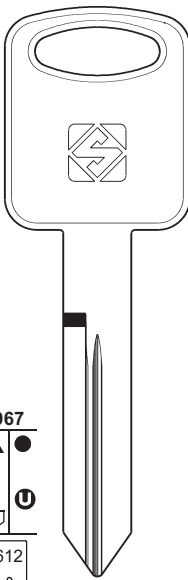
P406



- ... X
0001-1706



FO38REH2



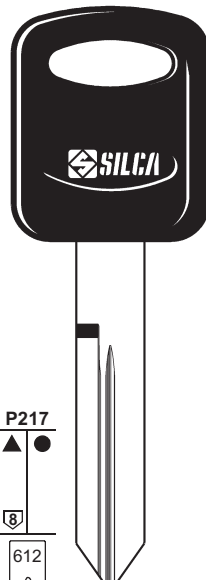
967



- ... X 0001-1706
- ... Y 0001-1200



FO40R



P217



- ... X 0001-1706
- ... Y 0001-1200



FO40RBP

STRATTEC

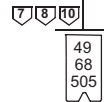


STRATTEC

MG



P4





















- FH ... 1-2000
- E ... 2001-3000
- E ... 4001-5000
- E ... 5000-5999
- E ... 8000-8999
- E ... 6001-7000
- L ... 8001-10000
- NSP ... 4000-4999
- NSP ... 7001-9000
- S ... 2001-3000



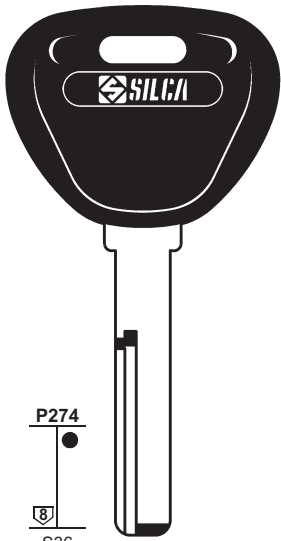
NE38P

NEIMAN

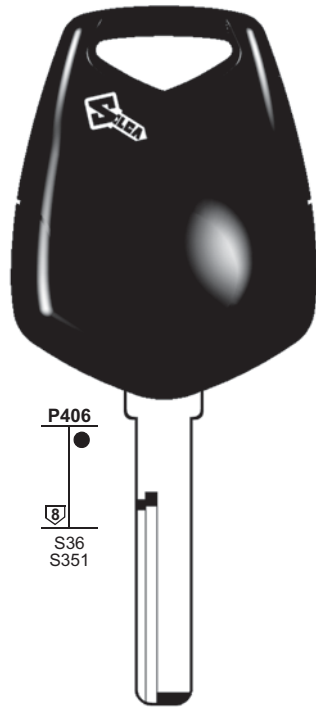
1	2	2a	3	6	71	72	42	43 44a	9b	10b 10c	12	15	A	B	C	D
IGNITION																
																
CAR MAKE/MODEL	FROM	TO	SILCA REF.	TRANSP. TYPE	ID	COPY	ID	COPY	ID	COPY	STP					
	1995 	2010 	 Ref.		 FAST COPY PLUS RW4 PLUS	 FAST COPY PLUS RW4 PLUS	 FAST COPY RW4	 FAST COPY RW4	 RW3	 RW3						
MERCURY																
COUGAR	1998	1999	FO38RT3	TEXAS	4C		4C		4C			C	↔	↔	↔	↔
COUGAR	1999	2002	FO26EH2	TEXAS	4C	Y	4C	Y	4C	Y			↔	↔	↔	↔
COUGAR	1999	2002	FO26T3	TEXAS	4C		4C		4C			C	↔	↔	↔	↔
GRAND MARQUIS	1998	2002	FO38REH2	TEXAS	4C	Y	4C	Y	4C	Y			↔	↔	↔	↔
GRAND MARQUIS	1998	2002	FO38RT3	TEXAS	4C		4C		4C			C	↔	↔	↔	↔
GRAND MARQUIS	1998	2002	H82-PT	TEXAS	4C		4C		4C			C	↔	↔	↔	
GRAND MARQUIS	2003	2009	FO38RT17	TEX / CR	63		63		63			C	↔	↔		↔
GRAND MARQUIS	2003	2007	FO38REH2	TEX / CR	63	Y	63	Y	63	PC			↔	↔		↔
MARAUDER	2003	2005	FO38RT17	TEX / CR	63		63		63			C	↔	↔		↔
MARAUDER	2003	2005	FO38REH2	TEX / CR	63	Y	63	Y	63	PC			↔	↔		↔
MARINER	2005	2007	FO38RT17	TEX / CR	63		63		63			C	↔	↔		↔
MARINER	2005	2007	FO38REH2	TEX / CR	63	Y	63	Y	63	PC			↔	↔		↔
MARINER	2008			TEX / CR	63		63		63			C	↔	↔		↔
MILAN	2006		FO38RT17	TEX / CR	63		63		63			C	↔	↔		↔
MILAN	2006		FO38REH2	TEX / CR	63	Y	63	Y	63	PC			↔	↔		↔
MONTEGO	2005		FO38RT17	TEX / CR	63		63		63			C	↔	↔		↔
MONTEGO	2005		FO38REH2	TEX / CR	63	Y	63	Y	63	PC			↔	↔		↔
MONTEREY	2004		FO38RT17	TEX / CR	63		63		63			C	↔	↔		↔
MONTEREY	2004		FO38REH2	TEX / CR	63	Y	63	Y	63	PC			↔	↔		↔
MOUNTAINEER	1998	2001	FO38REH2	TEXAS	4C	Y	4C	Y	4C	Y			↔	↔	↔	↔
MOUNTAINEER	1998	2001	FO38RT3	TEXAS	4C		4C		4C			C	↔	↔	↔	↔
MOUNTAINEER	2001		FO38RT17	TEX / CR	63		63		63			C	↔	↔		↔
MOUNTAINEER	2001		FO38REH2	TEX / CR	63	Y	63	Y	63	PC			↔	↔		↔
MYSTIQUE V6 LS	1997	2002	FO26EH2	TEXAS	4C	Y	4C	Y	4C	Y			↔	↔	↔	↔
MYSTIQUE V6 LS	1997	1998	FO26T3	TEXAS	4C		4C		4C			B	↔	↔	↔	↔
MYSTIQUE V6 LS	1998	2002	FO26T3	TEXAS	4C		4C		4C			C	↔	↔	↔	↔
MYSTIQUE	1995		FO39										↔	↔		↔
MYSTIQUE	1995		FO39CP										↔	↔		↔
SABLE GS, LS	2000	2007	FO38RT17	TEX / CR	63		63		63			C	↔	↔	↔	↔
SABLE GS, LS	2000	2007	FO38REH2	TEX / CR	63	Y	63	Y	63	PC			↔	↔	↔	↔
SABLE GS, LS	2008			TEX / CR	63		63		63			C	↔	↔		↔
SABLE GS	1996	1998	FO40R										↔	↔		↔
SABLE GS	1996	1998	FO40RBP										↔	↔		↔
SABLE GS	1999	2000	FO38REH2	TEXAS	4C	Y	4C	Y	4C	Y			↔	↔	↔	↔
SABLE GS	1999	2000	FO38RT3	TEXAS	4C		4C		4C			C	↔	↔	↔	↔
SABLE LS, SE, SHO	1996	1997	FO38RT3	TEXAS	4C		4C		4C			B	↔	↔	↔	↔
SABLE LS, SE, SHO	1996	2000	FO38REH2	TEXAS	4C	Y	4C	Y	4C	Y			↔	↔	↔	↔
SABLE LS, SE, SHO	1998	2000	FO38RT3	TEXAS	4C		4C		4C			C	↔	↔	↔	↔
SOME MODELS	1995		FO39										↔	↔		↔
SOME MODELS	1995		FO39CP										↔	↔		↔
SOME MODELS	1996	1997	FO40R										↔	↔		↔
SOME MODELS	1996	1997	FO40RBP										↔	↔		↔
MG																
MGF	1997		NE38P										↔	↔		↔
MGF	2000															

PER: 
FOR:

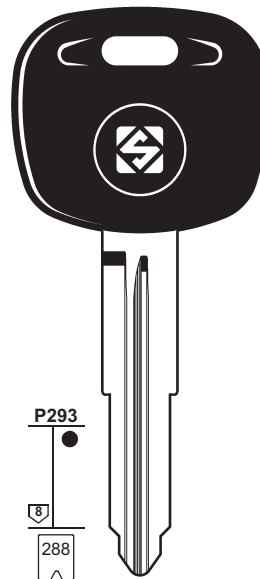
MITSUBISHI



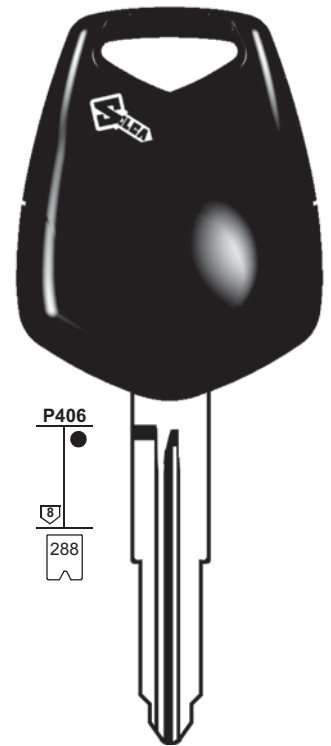
P274
S36
S351



P406
S36
S351



P293
288



P406
288



HU56RT2

DH 1-4000
DH 6001-8000



HU56RT30

DH 1-4000
DH 6001-8000



HU56REHP

DH 1-4000
DH 6001-8000



MIT11RT4

..... 30010-32009



MIT11REH2

..... 30010-32009



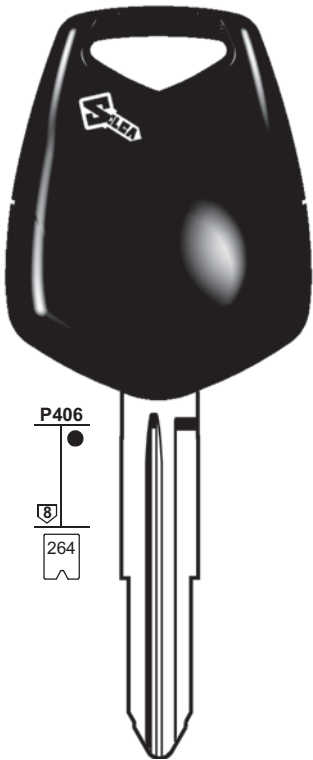
MIT11REHP

..... 30010-32009

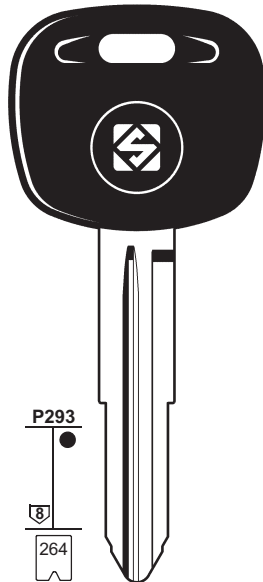
HUF

PER: 
FOR:

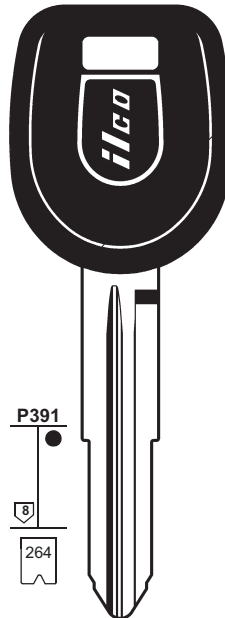
MITSUBISHI



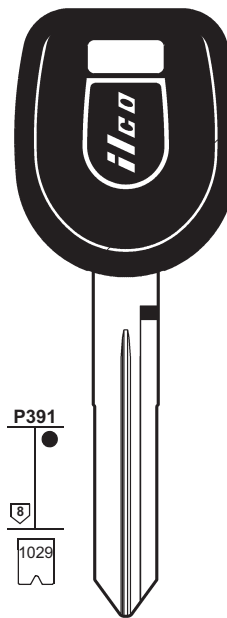
P406
264



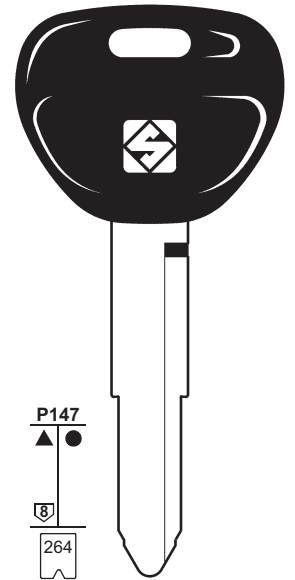
P293
264



P391
264



P391
1029



P147
264



MIT8T4

E 5001-7000
E 7001-7700



MIT8T21

E 5001-7000
E 7001-7700



MIT8EH2

E 5001-7000
E 7001-7700



MIT8T19

E 5001-7000
E 7001-7700



MIT8-PT

E 5001-7000
E 7001-7700



MIT9-PT

F 1-1571




MIT15AP

E 5001-7000
E 7001-7700


1	2	2a	3	6	71	72	42	43 44a	9b	10b 10c	12	15	A	B	C	D
IGNITION																
CAR MAKE/MODEL	FROM	TO	SILCA REF.	TRANSP. TYPE	ID	COPY	ID	COPY	ID	COPY	STP					
	1995	2010	 Ref.		 FAST COPY PLUS RW4 PLUS	 FAST COPY PLUS RW4 PLUS	 FAST COPY RW4	 FAST COPY RW4	 RW3	 RW3						
MITSUBISHI																
3000 GT	1996	2001		TEXAS	4C		4C		4C				↔	↔		↔
380	2006			PH / CR2	46		46		46				↔	↔	↔	↔
380	2006		MIT11REHP	PH / CR2	46	Y	46	P-BOX	46				↔	↔	↔	↔
CANTER	1997		MIT15AP										↔	↔	↔	↔
CARISMA	1996	2000	HU56RT2	PH	73	Y	73	Y	73	Y			↔	↔		↔
CARISMA	2000	2004	HU56RT30	PH / CR	4M		4M		44	ID			↔	↔		↔
CHALLENGER	1999	2002	MIT8-PT	TEX / CR	60		60		60				↔	↔		↔
CHALLENGER	1999	2002	MIT8EH2	TEX / CR	60	Y	60	Y	60	PC			↔	↔		↔
CHALLENGER	2002	2003	MIT8T21	TEX / CR	62		62		62				↔	↔		↔
CHALLENGER	2002	2003	MIT8EH2	TEX / CR	62	Y	62	Y	62	PC			↔	↔		↔
COLT	1996		MIT11REH2	TEXAS	4C	Y	4C	Y	4C	Y			↔	↔	↔	↔
COLT	1996	2000	MIT11RT4	TEXAS	4C		4C		4C				↔	↔	↔	↔
COLT	2000	2003		TEX / CR	60		60		60				↔	↔		↔
COLT	2004			PH / CR2	46		46		46				↔	↔		↔
COLT	2004		HU56REHP	PH / CR2	46	Y	46	P-BOX	46				↔	↔		↔
DIAMANTE	2000	2002	MIT8-PT	TEX / CR	60		60		60							
DIAMANTE	2002	2004	MIT8EH2	TEX / CR	61	Y	61	Y	61	PC			↔	↔	↔	↔
DIAMANTE	2002	2004	MIT8T19	TEX / CR	61		61		61				↔	↔	↔	↔
ECLIPSE	1996	2000	MIT8EH2	TEXAS	4C	Y	4C	Y	4C	Y			↔	↔	↔	↔
ECLIPSE	1996	2000	MIT8T4	TEXAS	4C		4C		4C				↔	↔	↔	↔
ECLIPSE	2000	2002	MIT9-PT	TEX / CR	64		64		64							
ECLIPSE	2001	2005	MIT8EH2	TEX / CR	61	Y	61	Y	61	PC			↔	↔	↔	↔
ECLIPSE	2001	2005	MIT8T19	TEX / CR	61		61		61				↔	↔	↔	↔
ECLIPSE	2006			PH / CR2	46		46		46				↔	↔	↔	↔
ECLIPSE	2006		MIT11REHP	PH / CR2	46	Y	46	P-BOX	46				↔	↔	↔	↔
ENDEAVOR	2004	2006		TEX / CR	61		61		61				↔	↔	↔	↔
ENDEAVOR	2006		MIT11REHP	PH / CR2	46	Y	46	P-BOX	46				↔	↔	↔	↔
ENDEAVOR	2006			PH / CR2	46		46		46				↔	↔	↔	↔
EXPRESS	1996		MIT8T4	TEXAS	4C		4C		4C				↔	↔		↔
EXPRESS	1996		MIT8EH2	TEXAS	4C	Y	4C	Y	4C	Y			↔	↔		↔
FOCUS	1998		MIT8EH2	TEXAS	4C	Y	4C	Y	4C	Y			↔	↔	↔	↔
FOCUS	1998		MIT8T4	TEXAS	4C		4C		4C				↔	↔	↔	↔
GALANT	1996	2000	MIT8EH2	TEXAS	4C	Y	4C	Y	4C	Y			↔	↔	↔	↔
GALANT	1996	2000	MIT8T4	TEXAS	4C		4C		4C				↔	↔	↔	↔
GALANT	2000	2002	MIT9-PT	TEX / CR	64		64		64							
GALANT	2002	2005	MIT8EH2	TEX / CR	61	Y	61	Y	61	PC			↔	↔	↔	↔

PER: 
FOR:

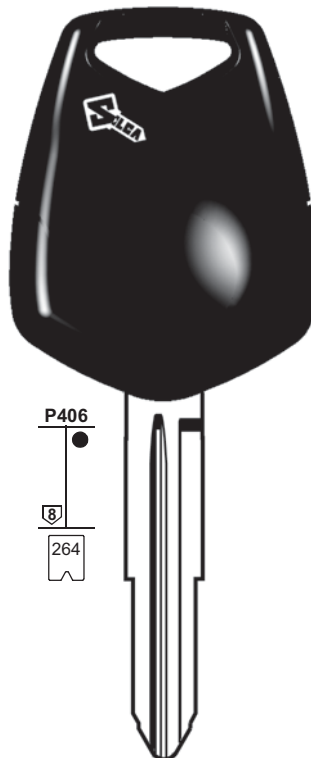
MITSUBISHI



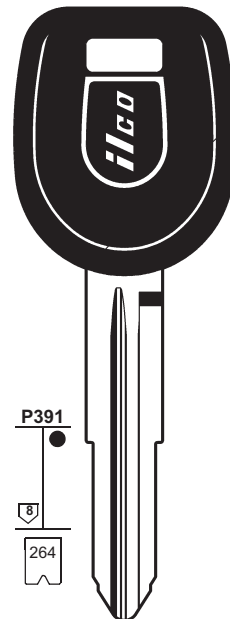
MIT8AP
E 5001-7000
E 7001-7700



MIT8T4
E 5001-7000
E 7001-7700



MIT8T21
E 5001-7000
E 7001-7700



MIT8-PT
E 5001-7000
E 7001-7700

MIT8T19
E 5001-7000
E 7001-7700

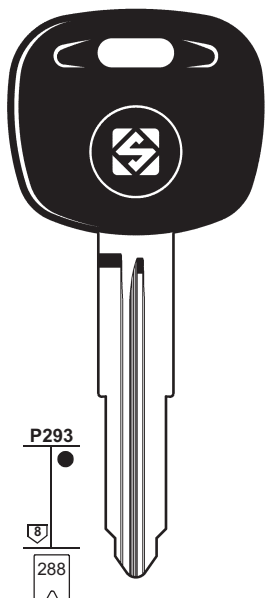
MIT8EH2
E 5001-7000
E 7001-7700

MIT8EHP
E 5001-7000
E 7001-7700

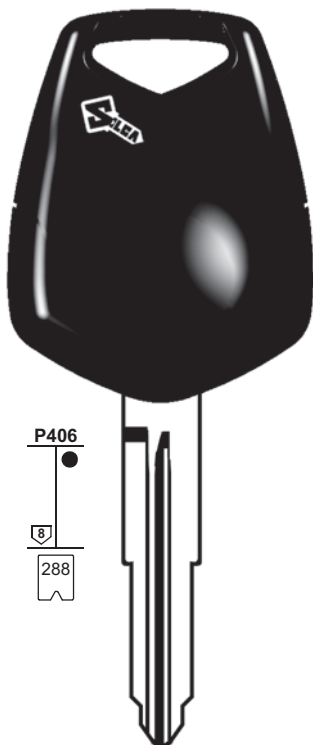
MIT8-PT
E 5001-7000
E 7001-7700

PER: 
FOR:

MITSUBISHI



MIT11RT4
..... 30010-32009

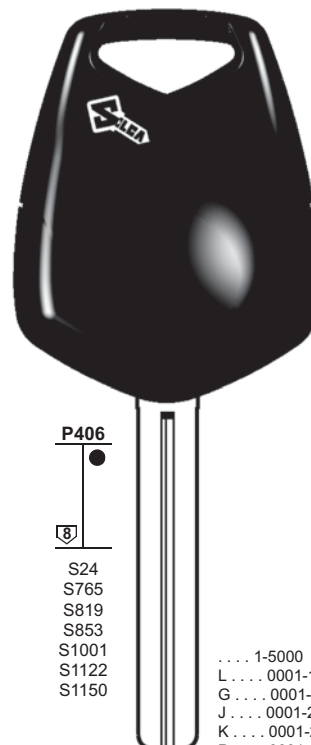


MIT11REH2
..... 30010-32009

MIT11REHP
..... 30010-32009



MIT14BT5
..... 30001-31200



MIT14BT14
..... 30001-31200

TOY40EHP
..... 1-5000
L 0001-1000
G 0001-2500
J 0001-2500
K 0001-2500
P 0001-2500
..... 30001-31200

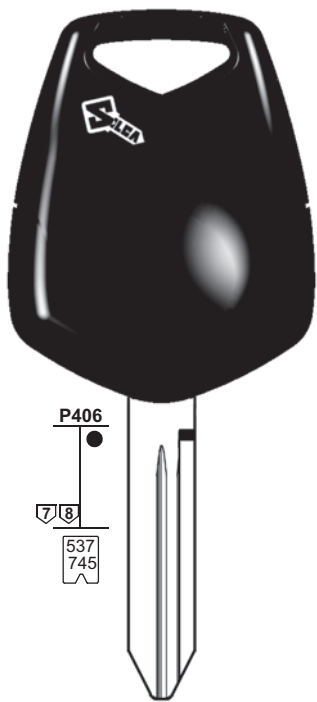
TOY40EHP


TOYOTA

1	2	2a	3	6	71	72	42	43 44a	9b	10b 10c	12	15	A	B	C	D
IGNITION																
CAR MAKE/MODEL	FROM	TO	SILCA REF.	TRANSP. TYPE	ID	COPY	ID	COPY	ID	COPY	STP					
	1995	2010	 Ref.		 FAST COPY PLUS RW4 PLUS	 FAST COPY PLUS RW4 PLUS	 FAST COPY RW4	 FAST COPY RW4	 RW3	 RW3						
MITSUBISHI																
GALANT	2002	2005	MIT8T19	TEX / CR	61		61		61				↔	↔	↔	↔
GALANT	2004			PH / CR2	46		46		46				↔	↔	↔	↔
GALANT	2006		MIT11REHP	PH / CR2	46	Y	46	P-BOX	46				↔	↔	↔	↔
GRANDIS	2003			PH / CR2	46		46		46				↔	↔		↔
GRANDIS	2003		MIT11REHP	PH / CR2	46	Y	46	P-BOX	46				↔	↔		↔
L200	1999	2002	MIT8-PT	TEX / CR	60		60		60				↔	↔		↔
L200	2002	2006	MIT8EH2	TEX / CR	61	Y	61	Y	61	PC			↔	↔	↔	↔
L200	2003	2006	MIT8T19	TEX / CR	61		61		61				↔	↔		↔
L200	2006			PH / CR2	46		46		46				↔	↔	↔	↔
L200	2006		MIT8EHP	PH / CR2	46	Y	46	P-BOX	46				↔	↔	↔	↔
L400	1997		MIT8AP										↔	↔	↔	↔
LANCER SW	1996	2003	MIT11RT4	TEXAS	4C		4C		4C				↔	↔		↔
LANCER SW	1996	2003	MIT11REH2	TEXAS	4C	Y	4C	Y	4C	Y			↔	↔		↔
LANCER TURBO	2003	2006		TEX / CR	60		60		60				↔	↔	↔	
LANCER	1996	2003	MIT11REH2	TEXAS	4C	Y	4C	Y	4C	Y			↔	↔	↔	↔
LANCER	1996	2003	MIT11RT4	TEXAS	4C		4C		4C				↔	↔	↔	↔
LANCER	2003	2006	MIT11REH2	TEX / CR	61	Y	61	Y	61	PC			↔	↔	↔	
LANCER	2003	2006	MIT11RT19	TEX / CR	61		61		61				↔	↔	↔	
LANCER	2006			PH / CR2	46		46		46				↔	↔	↔	↔
LANCER	2006		MIT11REHP	PH / CR2	46	Y	46	P-BOX	46				↔	↔	↔	↔
MAGNA	1996	1999	MIT14BT5	PH	73	Y	73	Y	73	Y			↔	↔		↔
MAGNA	1999	2005	MIT14BT14	PH / CR2	46		46		46				↔	↔		↔
MAGNA	1999	2005	TOY40EHP	PH / CR2	46	Y	46	P-BOX	46				↔	↔		↔
MIRAGE	1966	2002	MIT11RT4	TEXAS	4C		4C		4C				↔	↔		↔
MIRAGE	1996	2002	MIT11REH2	TEXAS	4C	Y	4C	Y	4C	Y			↔	↔		↔
MONTERO	1996	2000	MIT8T4	TEXAS	4C		4C		4C				↔	↔		↔
MONTERO	1996	2000	MIT8EH2	TEXAS	4C	Y	4C	Y	4C	Y			↔	↔		↔
MONTERO	2001	2006	MIT8EH2	TEX / CR	60	Y	60	Y	60	PC			↔	↔		↔
MONTERO	2001	2006	MIT8-PT	TEX / CR	60		60		60				↔	↔		↔
MONTERO	2002	2003	MIT8T21	TEX / CR	62		62		62				↔	↔		↔
MONTERO	2002	2005	MIT8EH2	TEX / CR	61	Y	61	Y	61	PC			↔	↔		↔
MONTERO	2002	2003	MIT8EH2	TEX / CR	62	Y	62	Y	62	PC			↔	↔		↔
MONTERO	2002	2005	MIT8T19	TEX / CR	61		61		61				↔	↔		↔
MONTERO IO	2000		MIT11REH2	TEX / CR	61	Y	61	Y	61	PC			↔	↔		↔
MONTERO IO	2000		MIT11RT19	TEX / CR	61		61		61				↔	↔		↔
MONTERO SPORT	2000	2002	MIT8-PT	TEX / CR	60		60		60				↔	↔		↔
MONTERO SPORT	2000	2002	MIT8EH2	TEX / CR	60	Y	60	Y	60	PC			↔	↔		↔
MONTERO SPORT	2001	2004	MIT8T21	TEX / CR	62		62		62				↔	↔		↔
MONTERO SPORT	2001	2004	MIT8EH2	TEX / CR	62	Y	62	Y	62	PC			↔	↔		↔



PER: 
FOR:

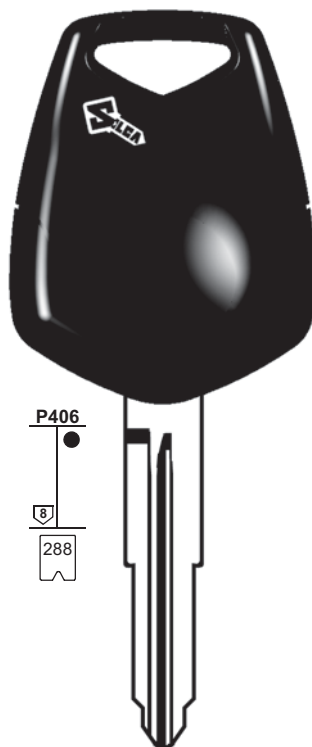
MITSUBISHI



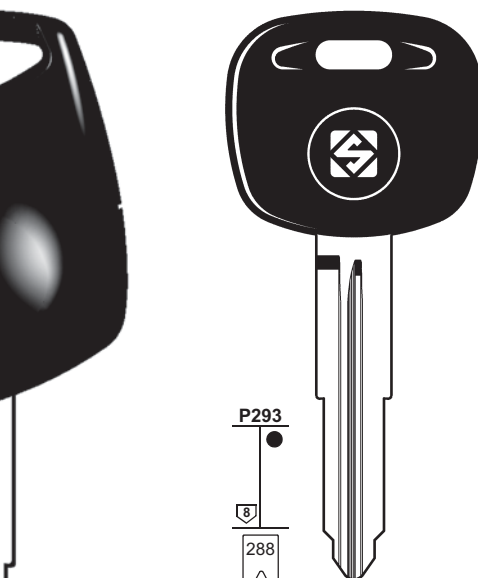
 
CY24EHP
L 1-3580
M 1-2618



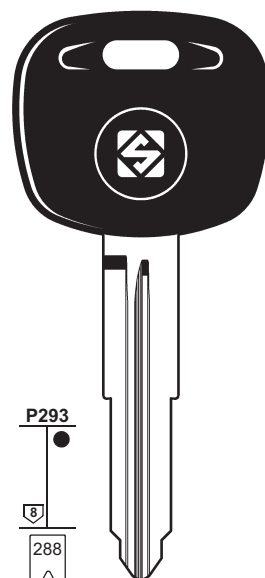
 
Y164-PT
L 1-3580
M 1-2618



 
MIT11REH2
..... 30010-32009



 
MIT11REHP
..... 30010-32009

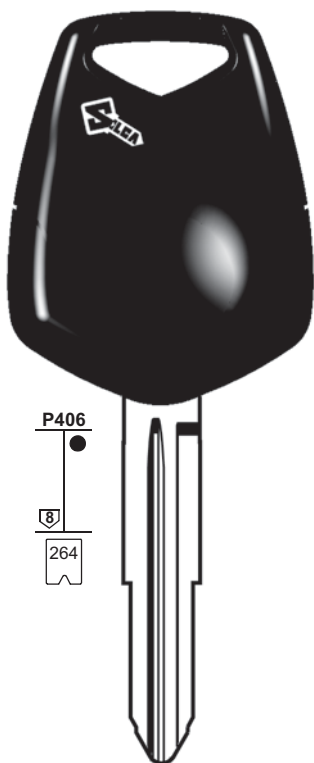




 
MIT11RT19
..... 30010-32009

 
MIT11RT21
..... 30010-32009


PER: 
FOR:



MITSUBISHI




 
MIT8EH2
E 5001-7000
E 7001-7700

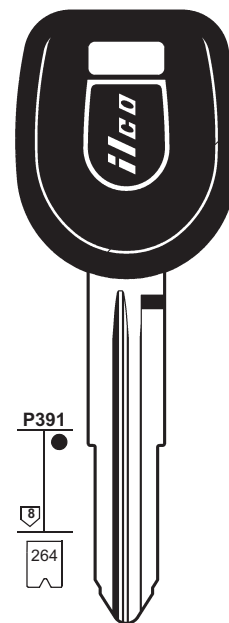
 
MIT8EHP
E 5001-7000
E 7001-7700



 
MIT8T4
E 5001-7000
E 7001-7700



 
MIT8T21
E 5001-7000
E 7001-7700



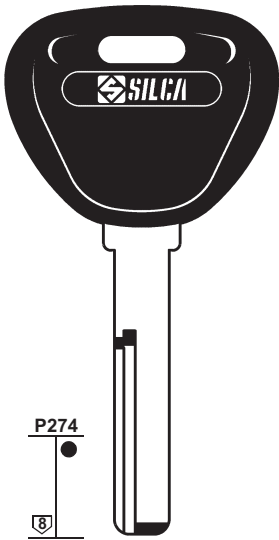
 
MIT8T19
E 5001-7000
E 7001-7700

 
MIT8-PT
E 5001-7000
E 7001-7700

1	2	2a	3	6	71	72	42	43 44a	9b	10b 10c	12	15	A	B	C	D
IGNITION																
CAR MAKE/MODEL	FROM	TO	SILCA REF.	TRANSP. TYPE	ID	COPY	ID	COPY	ID	COPY	STP					
	1995	2010	 Ref.		 FAST COPY PLUS RW4 PLUS	 FAST COPY PLUS RW4 PLUS	 FAST COPY RW4	 FAST COPY RW4	 RW3	 RW3						
MITSUBISHI																
MONTERO SPORT	2002	2005	MIT8EH2	TEX / CR	61	Y	61	Y	61	PC			↔	↔	↔	↔
MONTERO SPORT	2002	2005	MIT8T19	TEX / CR	61		61		61				↔	↔	↔	↔
NATIVA	2001	2002	MIT8-PT	TEX / CR	60		60		60				↔	↔		↔
NIMBUS	1998	1999	MIT8T4	TEXAS	4C		4C		4C				↔	↔	↔	↔
NIMBUS	1998	1999	MIT8EH2	TEXAS	4C	Y	4C	Y	4C	Y			↔	↔	↔	↔
NIMBUS	1999	2002		TEX / CR	60		60		60				↔	↔	↔	↔
OUTLANDER	2000	2003	MIT8-PT	TEX / CR	60		60		60				↔	↔		↔
OUTLANDER	2000	2003	MIT8EH2	TEX / CR	60	Y	60	Y	60	PC			↔	↔		↔
OUTLANDER	2004	2006	MIT11RT19	TEX / CR	61		61		61				↔	↔		↔
OUTLANDER	2004	2006	MIT11REH2	TEX / CR	61	Y	61	Y	61	PC			↔	↔		↔
OUTLANDER	2006			PH / CR2	46		46		46				↔	↔		↔
OUTLANDER	2006		MIT11REHP	PH / CR2	46	Y	46	P-BOX	46				↔	↔		↔
PAJERO IO	1999		MIT11REH2	TEX / CR	61	Y	61	Y	61	PC			↔	↔		
PAJERO IO	1999		MIT11RT19	TEX / CR	61		61		61				↔	↔		
PAJERO MINI [J]	1999		MIT11REH2	TEX / CR	62	Y	62	Y	62	PC			↔	↔		
PAJERO MINI [J]	1999		MIT11RT21	TEX / CR	62		62		62				↔	↔		
PAJERO PININ	1999		MIT11RT19	TEX / CR	61		61		61				↔	↔		
PAJERO PININ	1999		MIT11REH2	TEX / CR	62	Y	62	Y	62	PC			↔	↔		
PAJERO PININ	1999		MIT11REH2	TEX / CR	61	Y	61	Y	61	PC			↔	↔		
PAJERO PININ	1999		MIT11RT21	TEX / CR	62		62		62				↔	↔		
PAJERO SPORT	1999	2002	MIT8EH2	TEX / CR	60	Y	60	Y	60	PC			↔	↔	↔	↔
PAJERO SPORT	1999	2002	MIT8-PT	TEX / CR	60		60		60				↔	↔	↔	↔
PAJERO SPORT	2002	2003	MIT8T21	TEX / CR	62		62		62				↔	↔	↔	↔
PAJERO SPORT	2002	2003	MIT8EH2	TEX / CR	62	Y	62	Y	62	PC			↔	↔	↔	↔
PAJERO SPORT	2002	2006	MIT8T19	TEX / CR	61		61		61				↔	↔	↔	↔
PAJERO SPORT	2002	2006	MIT8EH2	TEX / CR	61	Y	61	Y	61	PC			↔	↔	↔	↔
PAJERO	1996	2000	MIT8EH2	TEXAS	4C	Y	4C	Y	4C	Y			↔	↔	↔	↔
PAJERO	1996	2000	MIT8T4	TEXAS	4C		4C		4C				↔	↔	↔	↔
PAJERO	2000	2002	MIT8-PT	TEX / CR	60		60		60				↔	↔		↔
PAJERO	2000	2002	MIT8EH2	TEX / CR	60	Y	60	Y	60	PC			↔	↔		↔
PAJERO	2002	2003	MIT8T21	TEX / CR	62		62		62				↔	↔		↔
PAJERO	2002	2003	MIT8EH2	TEX / CR	62	Y	62	Y	62	PC			↔	↔		↔
PAJERO	2002	2005	MIT8EH2	TEX / CR	61	Y	61	Y	61	PC			↔	↔	↔	↔
PAJERO	2002	2005	MIT8T19	TEX / CR	61		61		61				↔	↔	↔	↔
PAJERO	2006			PH / CR2	46		46		46				↔	↔		↔
PAJERO	2006		MIT8EHP	PH / CR2	46	Y	46	P-BOX	46				↔	↔		↔
RAIDER	2006		Y164-PT	PH / CR2	46		46		46			F	↔	↔		
RAIDER	2006		CY24EHP	PH / CR2	46	Y	46	P-BOX	46				↔	↔		
SHOGUN PININ	1999		MIT11RT19	TEX / CR	61		61		61				↔	↔	↔	↔

PER: 
FOR:

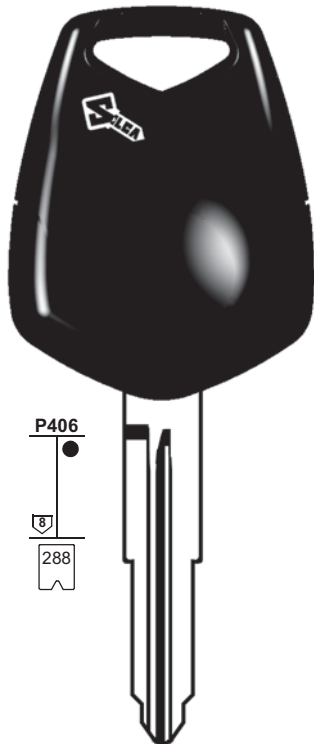
MITSUBISHI



P274
S36
S351


HU56RT30
DH
1-4000
6001-8000

HUF



P406
288

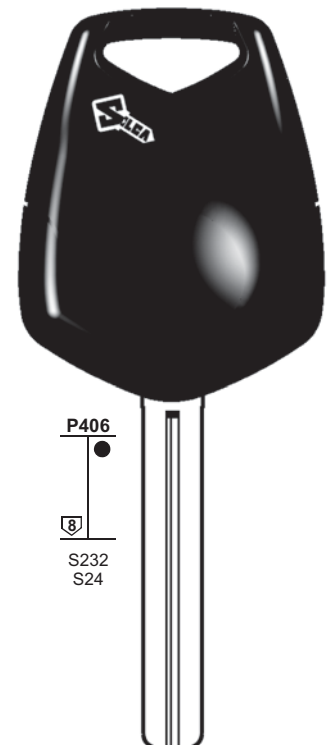

MIT11REH2
. 30010-32009




P322
S765


MIT14BT5
. 30001-31200


MIT14BT14
. 30001-31200



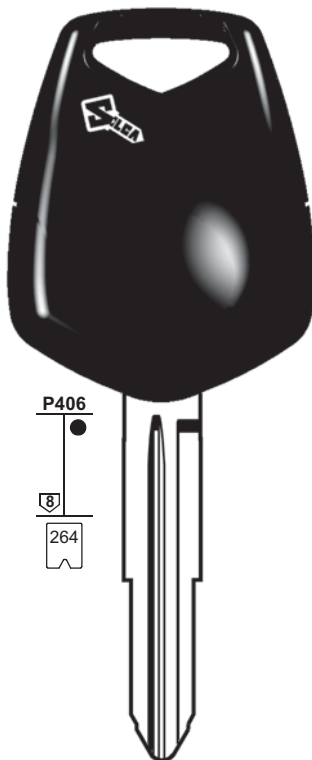
P406
S232
S24


TOY40EHP
. 1-5000
L 0001-1000
G 0001-2500
J 0001-2500
K 0001-2500
P 0001-2500
. 30001-31200

TOYOTA

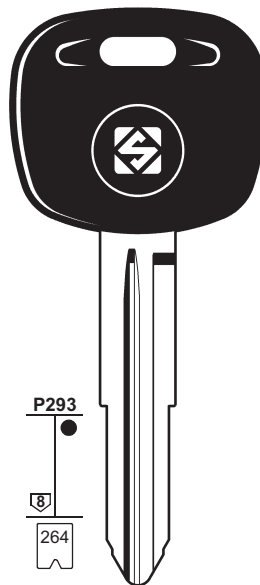
PER: 
FOR:

MITSUBISHI




P406
264

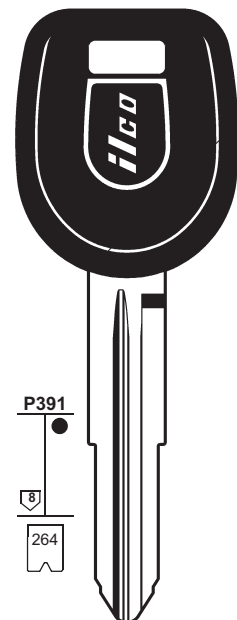

MIT8EH2
E 5001-7000
E 7001-7700



P293
264


MIT8T4
E 5001-7000
E 7001-7700




















MIT8T21
E 5001-7000
E 7001-7700



P391
264

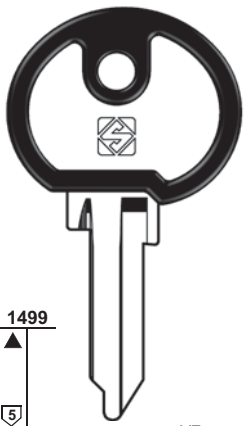

MIT8T19
E 5001-7000
E 7001-7700


MIT8-PT
E 5001-7000
E 7001-7700

1	2	2a	3	6	71	72	42	43 44a	9b	10b 10c	12	15	A	B	C	D			
				IGNITION 															
CAR MAKE/MODEL 	FROM 1995 	TO 2010 	SILCA REF.  Ref.	TRANSP. TYPE 	ID  FAST COPY PLUS RW4 PLUS	COPY  FAST COPY PLUS RW4 PLUS	ID  FAST COPY RW4	COPY  FAST COPY RW4	ID  RW3	COPY  RW3	STP 								
MITSUBISHI																			
SHOGUN PININ	1999		MIT11REH2	TEX / CR	61	Y	61	Y	61	PC			↔	↔	↔	↔			
SHOGUN SPORT	1999	2002	MIT8-PT	TEX / CR	60		60		60				↔	↔	↔	↔			
SHOGUN SPORT	1999	2002	MIT8EH2	TEX / CR	60	Y	60	Y	60	PC			↔	↔	↔	↔			
SHOGUN SPORT	2002	2003	MIT8T21	TEX / CR	62		62		62				↔	↔	↔	↔			
SHOGUN SPORT	2002	2003	MIT8EH2	TEX / CR	62	Y	62	Y	62	PC			↔	↔	↔	↔			
SHOGUN	1996	2000	MIT8T4	TEXAS	4C		4C		4C				↔	↔	↔	↔			
SHOGUN	1996	2000	MIT8EH2	TEXAS	4C	Y	4C	Y	4C	Y			↔	↔	↔	↔			
SHOGUN	2000	2002	MIT8-PT	TEX / CR	60		60		60				↔	↔	↔	↔			
SHOGUN	2000	2002	MIT8EH2	TEX / CR	60	Y	60	Y	60	PC			↔	↔	↔	↔			
SHOGUN	2002	2003	MIT8T21	TEX / CR	62		62		62				↔	↔	↔	↔			
SHOGUN	2002	2005	MIT8T19	TEX / CR	61		61		61				↔	↔	↔	↔			
SHOGUN	2002	2003	MIT8EH2	TEX / CR	62	Y	62	Y	62	PC			↔	↔	↔	↔			
SHOGUN	2002	2005	MIT8EH2	TEX / CR	61	Y	61	Y	61	PC			↔	↔	↔	↔			
SPACE GEAR	1996		MIT8EH2	TEXAS	4C	Y	4C	Y	4C	Y			↔	↔	↔	↔			
SPACE GEAR	1996		MIT8T4	TEXAS	4C		4C		4C				↔	↔	↔	↔			
SPACE RUNNER	1998	1999	MIT8EH2	TEXAS	4C	Y	4C	Y	4C	Y			↔	↔	↔	↔			
SPACE RUNNER	1998	1999	MIT8T4	TEXAS	4C		4C		4C				↔	↔	↔	↔			
SPACE RUNNER	1999		MIT8T19	TEX / CR	61		61		61				↔	↔		↔			
SPACE STAR	1999		MIT8-PT	TEX / CR	60		60		60				↔	↔					
SPACE STAR	1999	2005	HU56RT30	PH / CR	4M		4M		44	ID			↔	↔	↔	↔			
SPACE WAGON	1998	1999	MIT8T4	TEXAS	4C		4C		4C				↔	↔	↔	↔			
SPACE WAGON	1998	1999	MIT8EH2	TEXAS	4C	Y	4C	Y	4C	Y			↔	↔	↔	↔			
SPACE WAGON	1999		MIT8EH2	TEX / CR	60	Y	60	Y	60	PC			↔	↔	↔	↔			
SPACE WAGON	1999		MIT8-PT	TEX / CR	60		60		60				↔	↔	↔	↔			
TRITON	1999		MIT8-PT	TEX / CR	60		60		60				↔		↔	↔			
VERADA (AUS)	1996	2000	MIT14BT5	PH	73	Y	73	Y	73	Y			↔	↔	↔	↔			
VERADA (AUS)	2000	2002	MIT14BT14	PH / CR2	46		46		46				↔	↔	↔	↔			
VERADA (AUS)	2000	2002	TOY40EHP	PH / CR2	46	Y	46	P-BOX	46				↔	↔	↔	↔			
VERADA	2000	2002	MIT8-PT	TEX / CR	60		60		60										
VERADA	2002	2003	MIT8EH2	TEX / CR	61	Y	61	Y	61	PC			↔	↔	↔	↔			
VERADA	2002	2003	MIT8T19	TEX / CR	61		61		61				↔	↔	↔	↔			

PER: 
FOR:

MOSKVITCH



1499



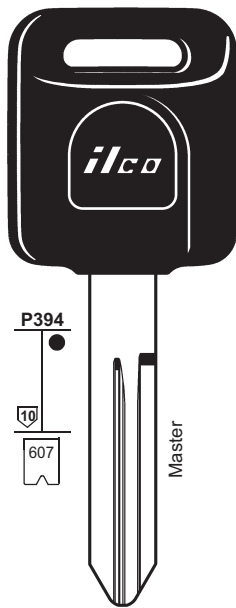
..... A/Z
A/Z A/Z
A/Z A/Z
1-2-3-5-7
..... A/Z
0-4-6-8-9



NE20NP

NEIMAN

NISSAN



P394

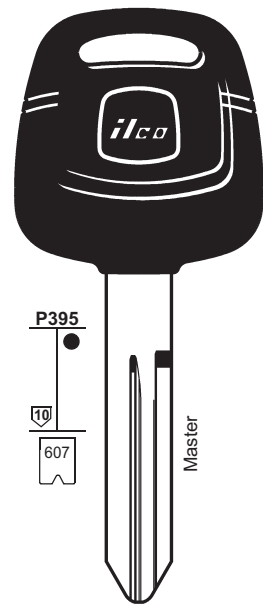


Master



NI01T

..... 1-22185



P395



Master



NI02T

..... 1-22185

PER: 
FOR:

NISSAN



P264



NSN14T25

..... 1-22185



NSN14T13

..... 1-22185
..... 30001-37850



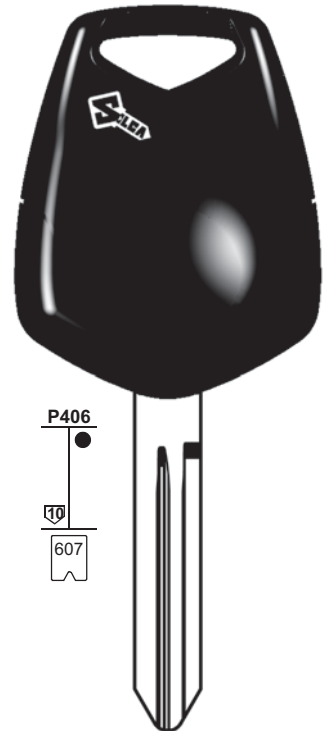
NSN14AT25

..... 1-22185



NSN14AT13

..... 1-22185



P406



















NSN14EH2

..... 1-22185
..... 30001-37850



NSN14EHP

..... 1-22185
..... 30001-37850

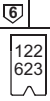
1	2	2a	3	6	71	72	42	43 44a	9b	10b 10c	12	15	A	B	C	D
IGNITION																
																
CAR MAKE/MODEL	FROM	TO	SILCA REF.	TRANSP. TYPE	ID	COPY	ID	COPY	ID	COPY	STP					
	1995	2010	 Ref.		 FAST COPY PLUS RW4 PLUS	 FAST COPY PLUS RW4 PLUS	 FAST COPY RW4	 FAST COPY RW4	 RW3	 RW3						
MOSKVITCH																
SOME MODELS	1995		NE20NP										↔	↔	↔	↔
NISSAN																
350-Z	2003		NI02T	TEX / CR	60		60		60				↔	↔	↔	↔
ALMERA TINO	2000		NSN14EH2	TEX / CR	60	Y	60	Y	60	PC			↔	↔		↔
ALMERA TINO	2000		NSN14AT13	TEX / CR	60		60		60				↔	↔		↔
ALMERA TINO	2000		NSN14T13	TEX / CR	60		60		60				↔	↔		↔
ALMERA TINO	2004			PH / CR2	46		46		46				↔	↔		↔
ALMERA TINO	2004		NSN14EHP	PH / CR2	46	Y	46	P-BOX	46				↔	↔		↔
ALMERA	1999	2000	NSN14AT25	PH / CR	41	Y	41	Y	41	ID			↔	↔		↔
ALMERA	1999	2000	NSN14T25	PH / CR	41	Y	41	Y	41	ID						
ALMERA	2000	2003	NSN14EH2	TEX / CR	60	Y	60	Y	60	PC			↔	↔		↔
ALMERA	2000	2003	NSN14AT13	TEX / CR	60		60		60				↔	↔		↔
ALMERA	2000	2003	NSN14T13	TEX / CR	60		60		60				↔	↔		↔
ALMERA	2003		NSN14T13	TEX / CR	XX		XX		XX				↔	↔		↔
ALMERA	2003		NSN14EH2	TEX / CR	XX	Y	XX	Y	XX	PC			↔	↔		↔
ALTIMA	2001	2004	NI01T	TEX / CR	60		60		60				↔	↔		↔

PER: 
FOR:

NISSAN



P265



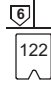
M-N-P-R-S



NE73T5



P406



M-N-P-R-S



NE72EHP



P264



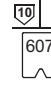
NSN11T25
X 1-8000
X 8001-9000



NSN11T13
X 1-8000
X 8001-9000



NSN11T2
X 1-8000
X 8001-9000



607



NSN14AT25
. 1-22185



NSN14AT13
. 1-22185

NEIMAN - VALEO

NEIMAN - VALEO

VALEO

PER: 
FOR:

NISSAN



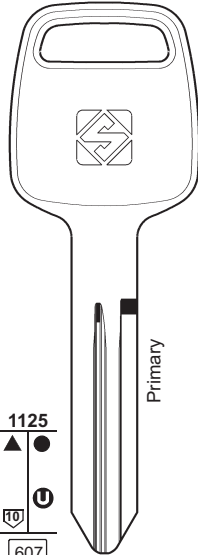
P406



145

NSN11EH2
X 1-8000
X 8001-9000

VALEO

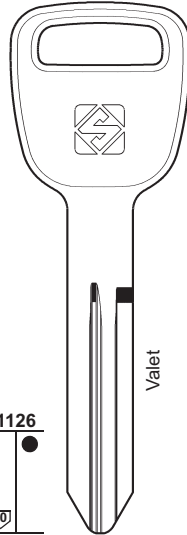


1125



607
2269

NSN14
. 1-22185

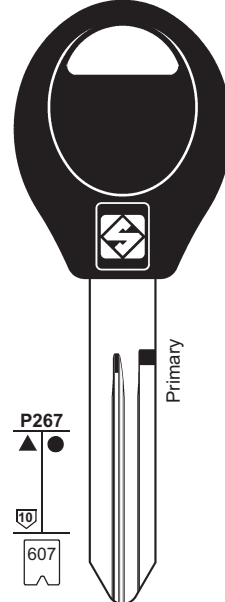


1126



607

NSN15
. 1-22185



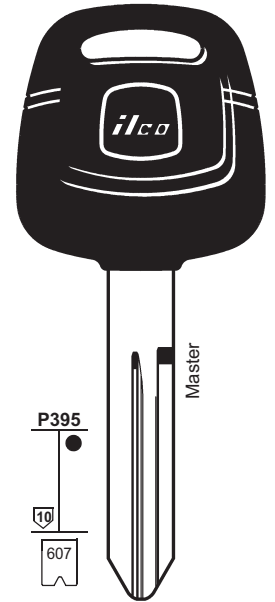
P267



607

NSN14CP
. 1-22185

SUBARU





















P395



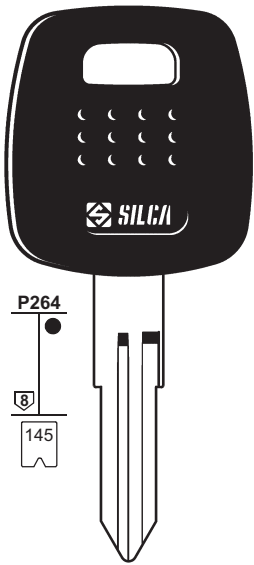
607


NI02T
. 1-22185


1	2	2a	3	6	71	72	42	43 44a	9b	10b 10c	12	15	A	B	C	D
IGNITION																
																
CAR MAKE/MODEL	FROM	TO	SILCA REF.	TRANSP. TYPE	ID	COPY	ID	COPY	ID	COPY	STP					
	1995 	2010 	 Ref.		 FAST COPY PLUS RW4 PLUS	 FAST COPY PLUS RW4 PLUS	 FAST COPY RW4	 FAST COPY RW4	 RW3	 RW3						
NISSAN																
CEDRIC	1995		NSN14										↔	↔	↔	↔
CEDRIC	1995		NSN14CP										↔	↔	↔	↔
CEDRIC	1995		NSN15										↔		↔	
CEFIRO [J]	2000	2003	NI02T	TEX / CR	60		60		60							
GLORIA	1995		NSN14										↔	↔	↔	↔
GLORIA	1995		NSN14CP										↔	↔	↔	↔
GLORIA	1995		NSN15										↔		↔	
INFINITI [J]	1997	1999		TEXAS	4C		4C		4C							
INTERSTAR	1998	2001	NE73T5	PH	33	Y	33	Y	33	Y			↔	↔	↔	
INTERSTAR	2002			PH / CR2	46		46		46				↔	↔		↔
INTERSTAR	2002		NE72EHP	PH / CR2	46	Y	46	P-BOX	46				↔	↔		↔
LAUREL [J]	1999	2000		PH / CR	41		41		41				↔	↔	↔	↔
LAUREL [J]	2000	2002		TEXAS	4C		4C		4C							
MAXIMA	1995	1999	NSN11T2	PH	33	Y	33	Y	33	Y	N-N		↔	↔		↔
MAXIMA	2000	2003	NSN11AT25	PH / CR	41	Y	41	Y	41	ID			↔	↔		↔
MAXIMA	2000	2003	NSN11T25	PH / CR	41	Y	41	Y	41	ID			↔	↔		↔
MICRA MARCH [J]	1996	1998	NSN11T2	PH	33	Y	33	Y	33	Y	N-N		↔	↔	↔	↔
MICRA MARCH [J]	1998	2000	NSN11AT25	PH / CR	41	Y	41	Y	41	ID			↔	↔		↔
MICRA MARCH [J]	1998	2000	NSN11T25	PH / CR	41	Y	41	Y	41	ID			↔	↔		↔
MICRA MARCH [J]	2000		NSN11EH2	TEX / CR	60	Y	60	Y	60	PC			↔	↔		↔
MICRA MARCH [J]	2000		NSN11AT13	TEX / CR	60		60		60				↔	↔		↔
MICRA MARCH [J]	2000		NSN11T13	TEX / CR	60		60		60				↔	↔		↔
MICRA VAN	1998	2000	NSN11AT25	PH / CR	41	Y	41	Y	41	ID			↔	↔		↔
MICRA VAN	1998	2000	NSN11T25	PH / CR	41	Y	41	Y	41	ID			↔	↔		↔
MICRA VAN	2000		NSN11EH2	TEX / CR	60	Y	60	Y	60	PC			↔	↔		↔
MICRA VAN	2000		NSN11AT13	TEX / CR	60		60		60				↔	↔		↔
MICRA VAN	2000		NSN11T13	TEX / CR	60		60		60				↔	↔		↔
MICRA	1996	1998	NSN11T2	PH	33	Y	33	Y	33	Y	N-N		↔	↔	↔	↔
MICRA	1998	2000	NSN11AT25	PH / CR	41	Y	41	Y	41	ID			↔	↔		↔
MICRA	1998	2000	NSN11T25	PH / CR	41	Y	41	Y	41	ID			↔	↔		↔
MICRA	2000	2003	NSN11EH2	TEX / CR	60	Y	60	Y	60	PC			↔	↔		↔
MICRA	2000	2003	NSN11AT13	TEX / CR	60		60		60				↔	↔		↔
MICRA	2000	2003	NSN11T13	TEX / CR	60		60		60				↔	↔		↔
MICRA	2003			PH / CR2	46		46		46				↔	↔		↔

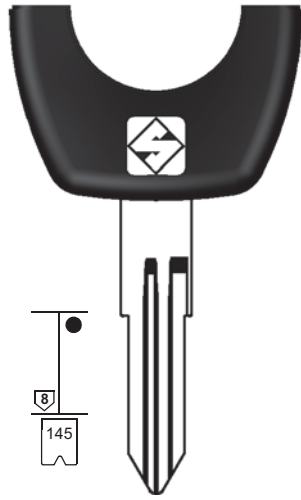
PER: 
FOR:

NISSAN

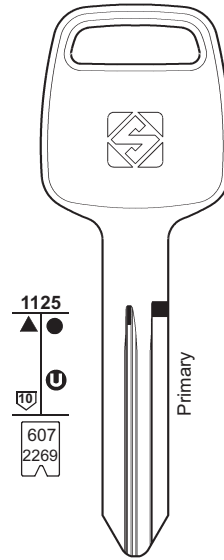


 **NSN11T2**
X 1-8000
X 8001-9000

 **NSN11T25**
X 1-8000
X 8001-9000

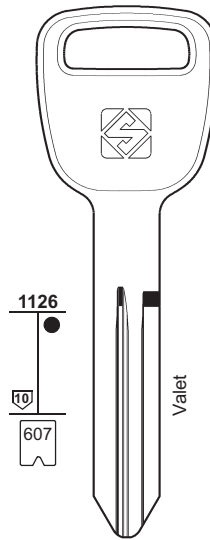


VALEO



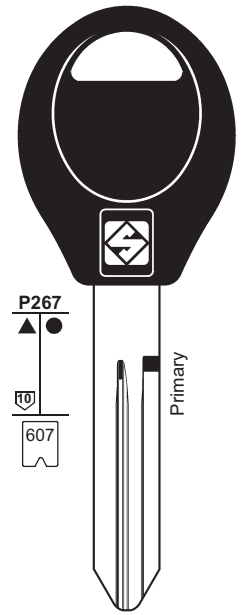
 **NSN11AT25**
X 1-8000
X 8001-9000


VALEO



 **NSN14**
..... 1-22185

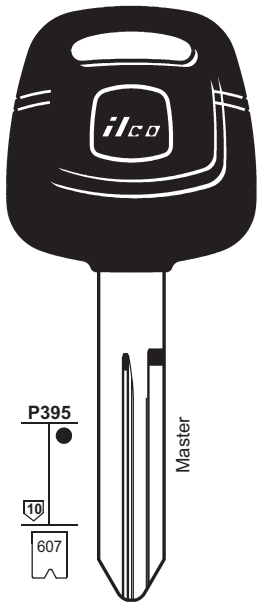
 **NSN15**
..... 1-22185



 **NSN14CP**
..... 1-22185

PER: 
FOR:

NISSAN



 **NI02T**
..... 1-22185



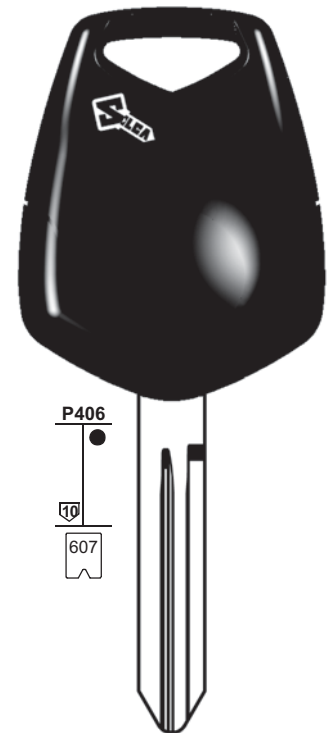
 **NSN14T25**
..... 1-22185

 **NSN14T13**
..... 1-22185
..... 30001-37850



 **NSN14AT25**
..... 1-22185

 **NSN14AT13**
..... 1-22185

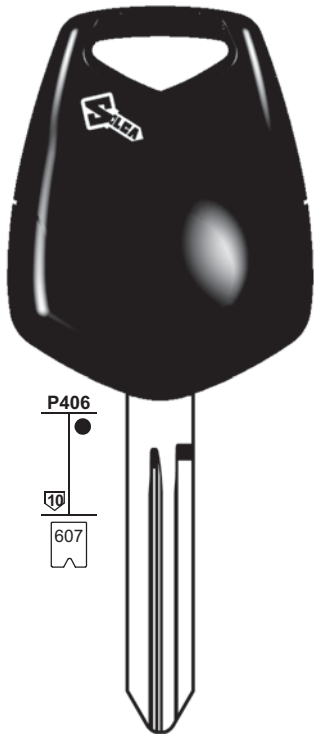


 **NSN14EH2**
..... 1-22185
..... 30001-37850



 **NSN14EHP**
..... 1-22185
..... 30001-37850



PER: 
FOR:

NISSAN



P406
10
607

 
NSN14EH2
..... 1-22185
..... 30001-37850

 
NSN14EHP
..... 1-22185
..... 30001-37850



P264
10
607

 
NSN14T25
..... 1-22185

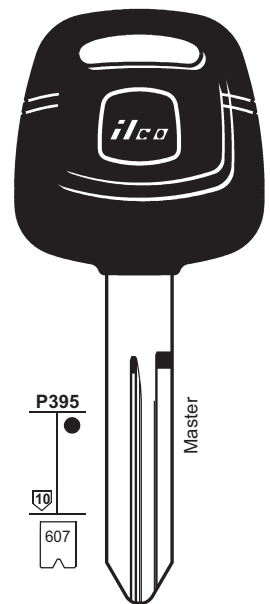
 
NSN14T13
..... 1-22185
..... 30001-37850



10
607

 
NSN14AT25
..... 1-22185

 
NSN14AT13
..... 1-22185



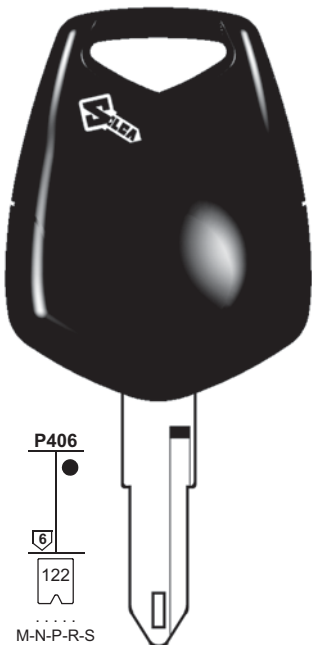
P395
10
607

 
NI02T
..... 1-22185

 
NSN14T5
..... 1-22185

PER: 
FOR:

NISSAN

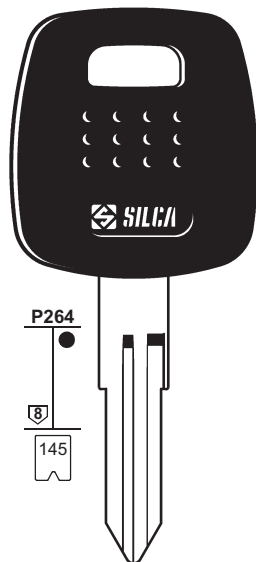


P406
6
122

M-N-P-R-S



 
NE72EHP

NEIMAN - VALEO

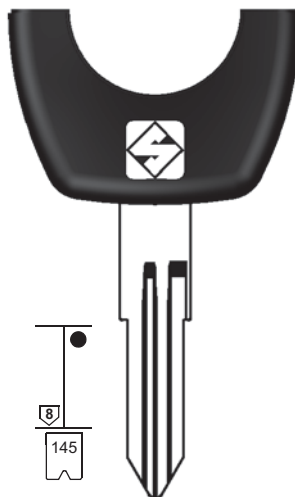


P264
8
145

 
NSN11T25
X 1-8000
X 8001-9000

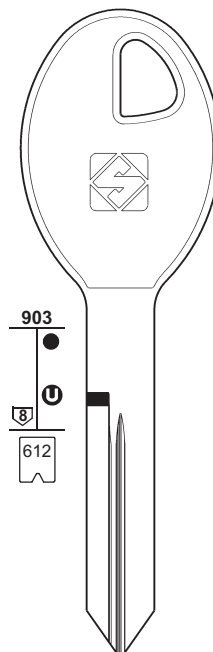
 
NSN11T2
X 1-8000
X 8001-9000

VALEO



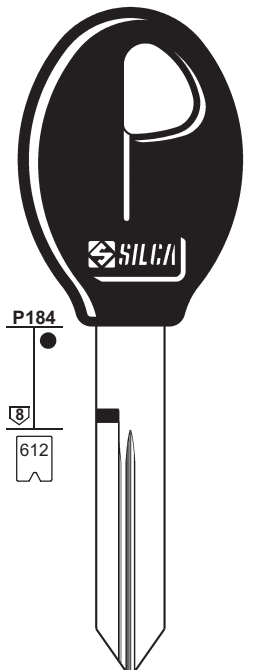
8
145

 
NSN11AT25
X 1-8000
X 8001-9000



















903
8
612

 
NSN16R
..... X 001-1706



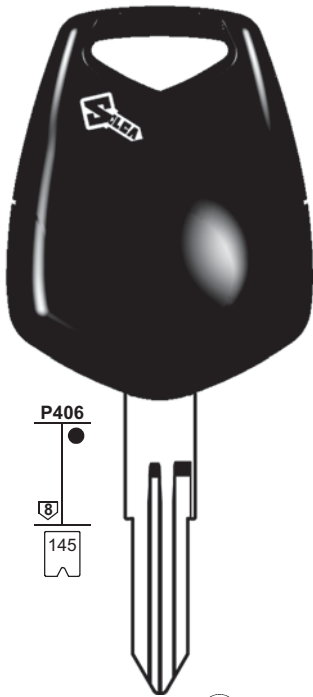
P184
8
612

 
NSN16RBP
..... X 001-1706

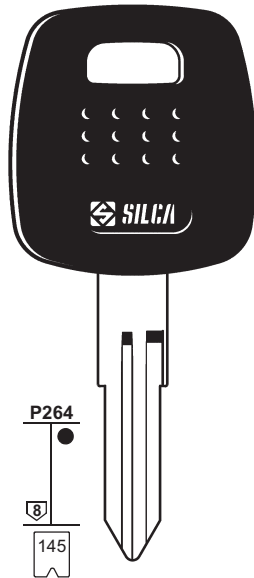
1	2	2a	3	6	71	72	42	43 44a	9b	10b 10c	12	15	A	B	C	D
IGNITION																
																
CAR MAKE/MODEL	FROM	TO	SILCA REF.	TRANSP. TYPE	ID	COPY	ID	COPY	ID	COPY	STP					
	1995	2010	 Ref.		 FAST COPY PLUS RW4 PLUS	 FAST COPY PLUS RW4 PLUS	 FAST COPY RW4	 FAST COPY RW4	 RW3	 RW3						
NISSAN																
PATHFINDER	2005		NSN14EHP	PH / CR2	46	Y	46	P-BOX	46				↔	↔		↔
PATROL	1998	2003	NSN14AT25	PH / CR	41	Y	41	Y	41	ID			↔	↔		↔
PATROL	1998	2003	NSN14T25	PH / CR	41	Y	41	Y	41	ID						
PATROL	2004		NSN14AT13	TEX / CR	XX		XX		XX				↔	↔		↔
PATROL	2004		NSN14T13	TEX / CR	XX		XX		XX				↔	↔		↔
PATROL	2004		NSN14EH2	TEX / CR	XX	Y	XX	Y	XX	PC			↔	↔		↔
PRIMASTAR	2003		NE72EHP	PH / CR2	46	Y	46	P-BOX	46				↔	↔	↔	↔
PRIMASTAR	2003			PH / CR2	46		46		46				↔	↔	↔	↔
PRIMERA	1995	1996	NSN11T2	PH	33	Y	33	Y	33	Y	N-N		↔	↔	↔	↔
PRIMERA	1997	1998	NSN14T5	PH	33	Y	33	Y	33	Y	N-N		↔	↔	↔	↔
PRIMERA	1998	2000	NSN14EH2	TEX / CR	60	Y	60	Y	60	PC			↔	↔	↔	↔
PRIMERA	1998	2000	NSN14AT13	TEX / CR	60		60		60				↔	↔	↔	↔
PRIMERA	1998	2000	NSN14T13	TEX / CR	60		60		60				↔	↔	↔	↔
PRIMERA	2000	2002	NSN14AT25	PH / CR	41	Y	41	Y	41	ID			↔	↔		↔
PRIMERA	2000	2002	NSN14T25	PH / CR	41	Y	41	Y	41	ID			↔	↔		↔
PRIMERA	2002		NSN14EHP	PH / CR2	46	Y	46	P-BOX	46				↔	↔	↔	↔
PRIMERA	2002			PH / CR2	46		46		46				↔	↔	↔	↔
PULSAR	1995	1996	NSN11T2	PH	33	Y	33	Y	33	Y	N-N		↔	↔	↔	↔
PULSAR	1997	1998	NSN14T5	PH	33	Y	33	Y	33	Y	N-N		↔	↔	↔	↔
PULSAR	1998	2000	NSN14EH2	TEX / CR	60	Y	60	Y	60	PC			↔	↔	↔	↔
PULSAR	1998	2000	NSN14AT13	TEX / CR	60		60		60				↔	↔	↔	↔
PULSAR	1998	2000	NSN14T13	TEX / CR	60		60		60				↔	↔	↔	↔
PULSAR	2000	2004	NSN14AT25	PH / CR	41	Y	41	Y	41	ID			↔	↔		↔
PULSAR	2000	2004	NSN14T25	PH / CR	41	Y	41	Y	41	ID			↔	↔		↔
QASHQAI	2007			PH / CR2	46		46		46				↔	↔		↔
QASHQAI	2007		SMART KEY	TEX / CR	XX		XX		XX							
QASHQAI	2007		NSN14EHP	PH / CR2	46	Y	46	P-BOX	46				↔	↔		↔
QUEST	1996		NSN16R										↔	↔	↔	
QUEST	1996		NSN16RBP										↔	↔	↔	
SENTRA	2000	2002	NI02T	TEX / CR	60		60		60							
SERENA	1996	1999	NSN11T2	PH	33	Y	33	Y	33	Y	N-N		↔	↔	↔	↔
SUNNY [J]	1996	1998	NSN11T2	PH	33	Y	33	Y	33	Y	N-N		↔	↔	↔	↔
TERRANO II	1995	1998	NSN11T2	PH	33	Y	33	Y	33	Y	N-N		↔	↔		↔
TERRANO II	1998	2001	NSN11AT25	PH / CR	41	Y	41	Y	41	ID			↔	↔		↔
TERRANO II	1998	2001	NSN11T25	PH / CR	41	Y	41	Y	41	ID			↔	↔		↔

PER: 
FOR:

NISSAN - NISSAN USA




NSN11EH2
X 1-8000
X 8001-9000



NSN11T25
X 1-8000
X 8001-9000

NSN11T13
X 1-8000
X 8001-9000

NSN11T2
X 1-8000
X 8001-9000
VALEO

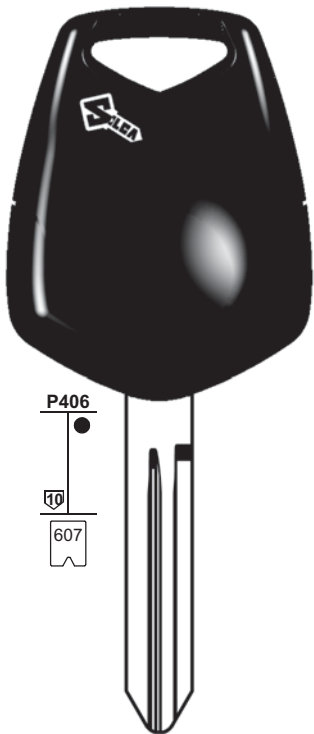


NSN11AT25
X 1-8000
X 8001-9000

NSN11AT13
X 1-8000
X 8001-9000

PER: 
FOR:

NISSAN - NISSAN USA



NSN14EH2
..... 1-22185
..... 30001-37850

NSN14EHP
..... 1-22185
..... 30001-37850



NSN14T25
..... 1-22185

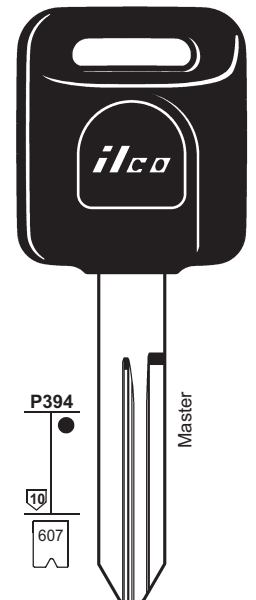
NSN14T13
..... 1-22185
..... 30001-37850

NSN14T14
..... 1-22185



NSN14AT25
..... 1-22185

NSN14AT13
..... 1-22185



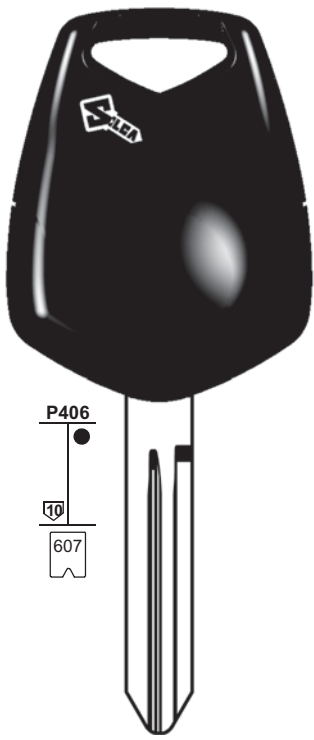
NI01T
..... 1-22185

1	2	2a	3	6	71	72	42	43 44a	9b	10b 10c	12	15	A	B	C	D
IGNITION																
CAR MAKE/MODEL	FROM	TO	SILCA REF.	TRANSP. TYPE	ID	COPY	ID	COPY	ID	COPY	STP					
	1995	2010	 Ref.		 FAST COPY PLUS RW4 PLUS	 FAST COPY PLUS RW4 PLUS	 FAST COPY RW4	 FAST COPY RW4	 RW3	 RW3						
NISSAN																
TERRANO II	2002	2006	NSN11EH2	TEX / CR	60	Y	60	Y	60	PC						
TERRANO II	2002	2006	NSN11AT13	TEX / CR	60		60		60							
TERRANO II	2002	2006	NSN11T13	TEX / CR	60		60		60							
VANETTE CARGO	1996	1999	NSN11T2	PH	33	Y	33	Y	33	Y	N-N		↔	↔		↔
VANETTE CARGO	1999	2000	NSN11AT25	PH / CR	41	Y	41	Y	41	ID			↔	↔		↔
VANETTE CARGO	1999	2000	NSN11T25	PH / CR	41	Y	41	Y	41	ID			↔	↔		↔
VANETTE CARGO	2000		NSN11AT13	TEX / CR	60		60		60				↔	↔		↔
VANETTE CARGO	2000		NSN11T13	TEX / CR	60		60		60				↔	↔		↔
VANETTE CARGO	2000		NSN11EH2	TEX / CR	60	Y	60	Y	60	PC			↔	↔		↔
VANETTE	2000		NSN11AT13	TEX / CR	60		60		60				↔	↔		↔
VANETTE	2000		NSN11T13	TEX / CR	60		60		60				↔	↔		↔
VANETTE	2000		NSN11EH2	TEX / CR	60	Y	60	Y	60	PC			↔	↔		↔
XTERRA	2000	2004	NSN14EH2	TEX / CR	60	Y	60	Y	60	PC						
XTERRA	2000	2004	NSN14T13	TEX / CR	60		60		60							
X-TRAIL [J]	1998	2000	NSN14AT25	PH / CR	41	Y	41	Y	41	ID			↔	↔		↔
X-TRAIL [J]	1998	2000	NSN14T25	PH / CR	41	Y	41	Y	41	ID			↔	↔		↔
X-TRAIL	2001	2003	NSN14EH2	TEX / CR	60	Y	60	Y	60	PC			↔	↔	↔	↔
X-TRAIL	2001	2003	NSN14AT13	TEX / CR	60		60		60				↔	↔	↔	↔
X-TRAIL	2001	2003	NSN14T13	TEX / CR	60		60		60				↔	↔	↔	↔
X-TRAIL	2004		NSN14AT13	TEX / CR	XX		XX		XX				↔	↔		↔
X-TRAIL	2004		NSN14T13	TEX / CR	XX		XX		XX				↔	↔		↔
X-TRAIL	2004		NSN14EH2	TEX / CR	XX	Y	XX	Y	XX	PC			↔	↔	↔	↔
NISSAN USA																
350-Z	2004	2007	NSN14EHP	PH / CR2	46	Y	46	P-BOX	46				↔	↔	↔	↔
350-Z	2004	2007	NSN14T14	PH / CR2	46		46		46				↔	↔	↔	↔
ALTIMA	2000	2004	NI01T	TEX / CR	60		60		60				↔	↔		↔
ALTIMA	2005	2006	NSN14T14	PH / CR2	46		46		46				↔	↔		↔
ALTIMA	2005	2006	NSN14EHP	PH / CR2	46	Y	46	P-BOX	46				↔	↔		↔
ALTIMA	2007			PH / CR2	46		46		46							
ARMADA	2004		NSN14T14	PH / CR2	46		46		46				↔	↔		↔
ARMADA	2004		NSN14EHP	PH / CR2	46	Y	46	P-BOX	46				↔	↔		↔
ARMADA	2008			PH / CR2	46		46		46							
FRONTIER	2006		NSN14T14	PH / CR2	46		46		46							
FRONTIER	2006		NSN14EHP	PH / CR2	46	Y	46	P-BOX	46							
LIVINA	2007		NSN14T14	PH / CR2	46		46		46				↔	↔		↔
LIVINA	2007			PH / CR2	46		46		46							
LIVINA	2007		NSN14EHP	PH / CR2	46	Y	46	P-BOX	46				↔	↔		↔
MAXIMA	1995	2000	NSN11T2	PH	33	Y	33	Y	33	Y	N-N		↔	↔		↔

PER: 
FOR:

NISSAN USA

OLDSMOBILE



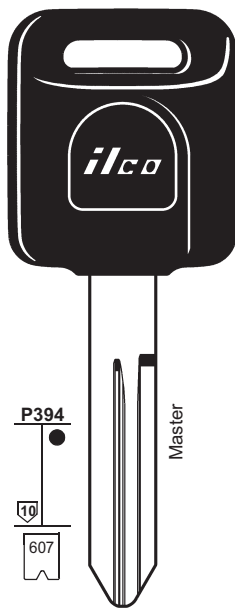
P406
10
607


NSN14EHP
..... 1-22185
..... 30001-37850



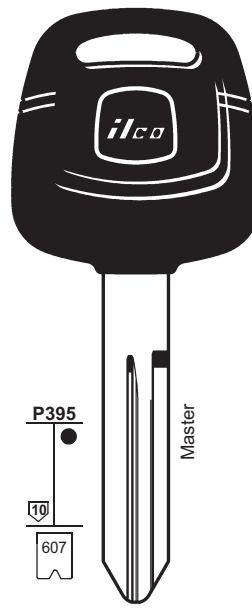
P264
10
607


NSN14T14
..... 1-22185



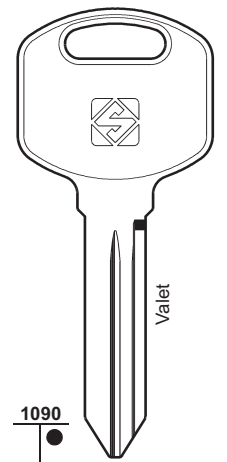
P394
10
607


NI01T
..... 1-22185



P395
10
607


NI02T
..... 1-22185

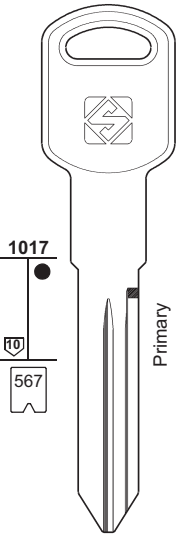


1090
10
567


GM41
..... AA00-7T51
..... S000A-S711K

PER: 
FOR:

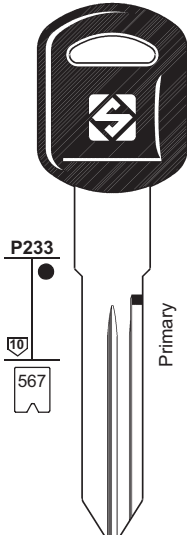
OLDSMOBILE



1017
10
567

..... AA00-7T51
..... S000A-S711K

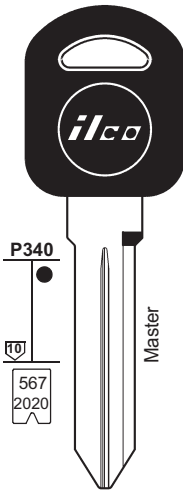

GM39



P233
10
567

..... AA00-7T51
..... S000A-S711K


GM39EP

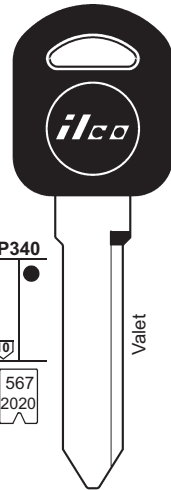


P340
10
567
2020

H..... 1-3988
..... 1-1988
..... S000A-S711K
O..... 5000-6999


B97-PT


B97-PT5

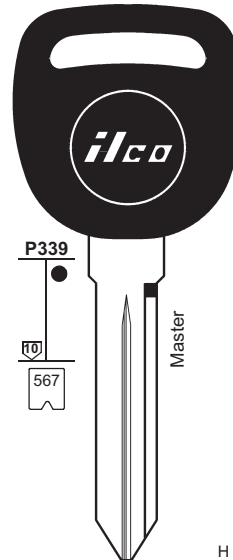


P340
10
567
2020

H..... 1-3988
..... 1-1988
..... S000A-S711K
O..... 5000-6999


B98-PT


B98-PT5

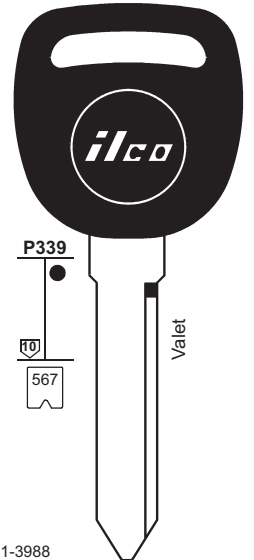


P339
10
567

H..... 1-3988
..... 1-1988
..... S000A-S711K
O..... 5000-6999


B99-PT


B99-PT5



















P339
10
567

H..... 1-3988
..... 1-1988
..... S000A-S711K
O..... 5000-6999


B100-PT

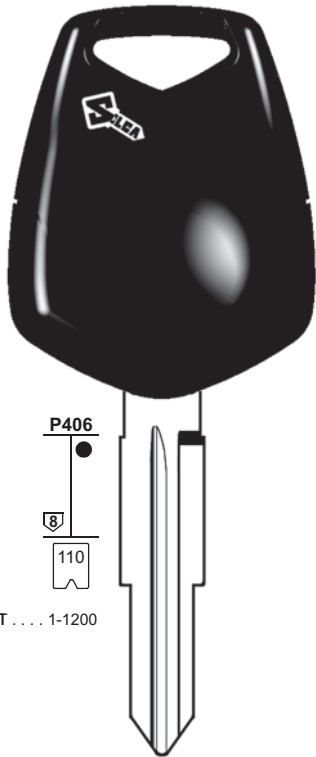

B100-PT5

BRIGGS & STRATTON - GENERAL MOTORS

1	2	2a	3	6	71	72	42	43 44a	9b	10b 10c	12	15	A	B	C	D
IGNITION																
																
CAR MAKE/MODEL	FROM	TO	SILCA REF.	TRANSP. TYPE	ID	COPY	ID	COPY	ID	COPY	STP					
	1995	2010	 Ref.		 FAST COPY PLUS RW4 PLUS	 FAST COPY PLUS RW4 PLUS	 FAST COPY RW4	 FAST COPY RW4	 RW3	 RW3						
NISSAN USA																
MAXIMA	2001	2003	NI02T	TEX / CR	60		60		60				↔	↔		↔
MAXIMA	2004	2006	NSN14T14	PH / CR2	46		46		46				↔	↔		↔
MAXIMA	2004	2006	NSN14EHP	PH / CR2	46	Y	46	P-BOX	46				↔	↔		↔
MAXIMA	2008			PH / CR2	46		46		46							
MURANO	2003	2008	NSN14EHP	PH / CR2	46	Y	46	P-BOX	46							
MURANO	2003	2008	NSN14T14	PH / CR2	46		46		46							
MURANO	2005	2008		PH / CR2	46		46		46							
MURANO	2009			PH / CR2	46		46		46							
PATHFINDER	1999	2004	NI01T	TEX / CR	60		60		60							
PATHFINDER	1999	2004	NI02T	TEX / CR	60		60		60							
PATHFINDER	2005		NSN14T14	PH / CR2	46		46		46				↔	↔		↔
PATHFINDER	2005		NSN14EHP	PH / CR2	46	Y	46	P-BOX	46				↔	↔		↔
PATHFINDER	2008			PH / CR2	46		46		46							
QUEST	2004	2007	NSN14T14	PH / CR2	46		46		46				↔	↔		↔
QUEST	2004	2007	NSN14EHP	PH / CR2	46	Y	46	P-BOX	46				↔	↔		↔
ROGUE	2007		NSN14T14	PH / CR2	46		46		46				↔	↔		↔
ROGUE	2007			PH / CR2	46		46		46							
ROGUE	2007		NSN14EHP	PH / CR2	46	Y	46	P-BOX	46				↔	↔		↔
SENTRA	2000	2006	NI02T	TEX / CR	60		60		60							
SENTRA	2007		NSN14T14	PH / CR2	46		46		46				↔	↔		↔
SENTRA	2007			PH / CR2	46		46		46							
SENTRA	2007		NSN14EHP	PH / CR2	46	Y	46	P-BOX	46				↔	↔		↔
TIIDA	2007		NSN14T14	PH / CR2	46		46		46				↔	↔		↔
TIIDA	2007		NSN14EHP	PH / CR2	46	Y	46	P-BOX	46				↔	↔		↔
TITAN	2004		NSN14T14	PH / CR2	46		46		46				↔	↔		↔
TITAN	2004		NSN14EHP	PH / CR2	46	Y	46	P-BOX	46				↔	↔		↔
VERSA	2007		NSN14T14	PH / CR2	46		46		46				↔	↔		↔
VERSA	2007			PH / CR2	46		46		46							
VERSA	2007		NSN14EHP	PH / CR2	46	Y	46	P-BOX	46				↔	↔		↔
XTERRA	2003	2004	NI02T	TEX / CR	60		60		60				↔	↔		↔
XTERRA	2005		NSN14T14	PH / CR2	46		46		46				↔	↔		↔
XTERRA	2005		NSN14EHP	PH / CR2	46	Y	46	P-BOX	46				↔	↔		↔
OLDSMOBILE																
ALERO	2000	2004	GM39EP										↔	↔		↔
AURORA	1995	2000	GM39										GM41	↔		↔
AURORA	2001	2003	B100-PT5	MEG	13	Y	13	Y	13	Y						
AURORA	2001	2003	B99-PT5	MEG	13	Y	13	Y	13	Y						
AURORA	2001	2003	B100-PT	MEG	13		13		13			A				
AURORA	2001	2003	B99-PT	MEG	13		13		13			A	↔	↔	↔	↔
INTRIGUE	2000	2003	GM39EP										↔	↔		↔
SILHOUETTE	1999	2004	B97-PT	MEG	13		13		13			A	↔	↔	↔	↔
SILHOUETTE	1999	2004	B97-PT5	MEG	13	Y	13	Y	13	Y		A	↔	↔	↔	↔
SILHOUETTE	1999	2004	B98-PT	MEG	13		13		13			A	↔	↔	↔	
SILHOUETTE	1999	2004	B98-PT5	MEG	13	Y	13	Y	13	Y		A	↔	↔	↔	↔

PER: 
FOR:

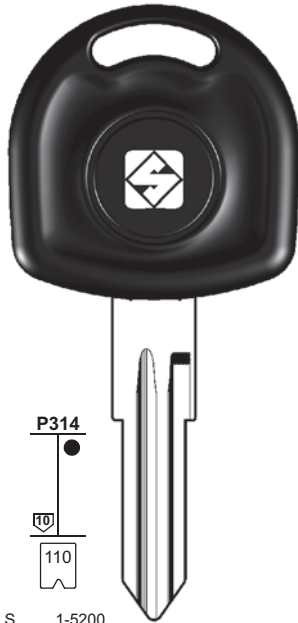
OPEL-VAUXHALL



P406
8 110
T 1-1200




DAEWOO



P314
10 110
S 1-5200
S 5298-6300




HUF



P314
10 110 1426
D 1-5200
S 1-5200
S 5298-6300
. . . . 1002-3997
. . . . 4000-5874



YMOS



P314
10 1411
.
50001-51308
U 1-2000



HU87RT5

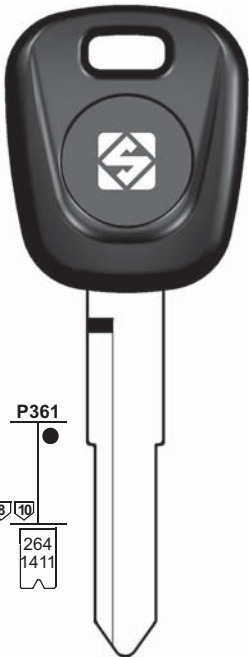


HU87RT12

HUF

PER: 
FOR:

OPEL-VAUXHALL



P361
8 10 264 1411
HU133RT12
. . . . 50001-51308
U 1-2000

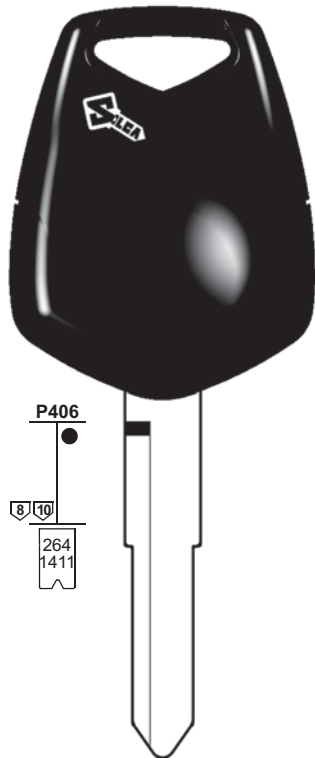


HU133RT12
. . . . 50001-51308
U 1-2000



HU133RT14
. . . . 50001-51308
U 1-2000

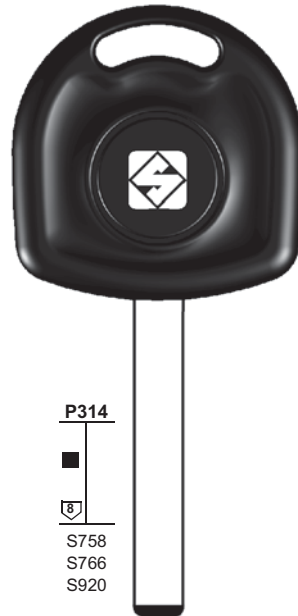
HUF



P406
8 10 264 1411
HU133REHP
. . . . 50001-51308
U 1-2000



HU133REHP
. . . . 50001-51308
U 1-2000

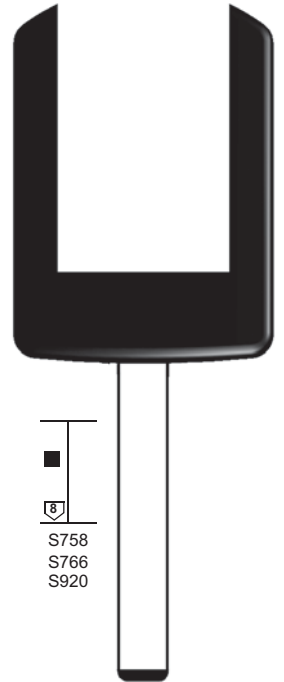


P314
8 S758 S766 S920
HU100T12
Z 1-2000
Z 2001-4000
Z 4001-6000



HU100T12
Z 1-2000
Z 2001-4000
Z 4001-6000

HUF



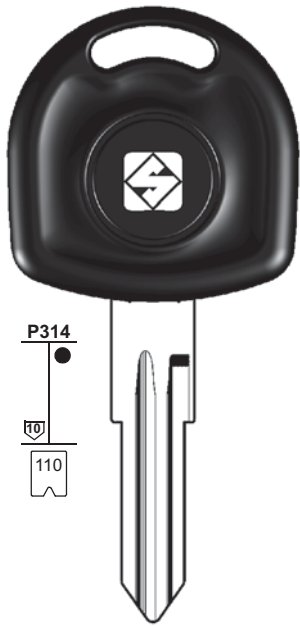
P314
8 S758 S766 S920
HU100BT12
Z 1-2000
Z 2001-4000
Z 4001-6000



HU100BT12
Z 1-2000
Z 2001-4000
Z 4001-6000

PER: 
FOR:

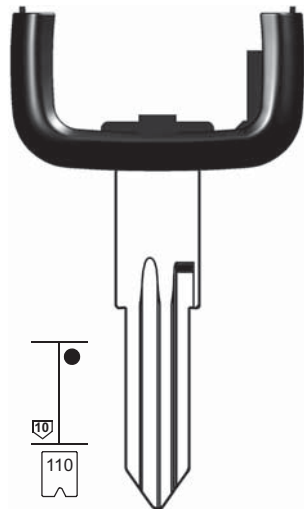
OPEL-VAUXHALL



HU46T12
S 1-5200
S 5298-6300

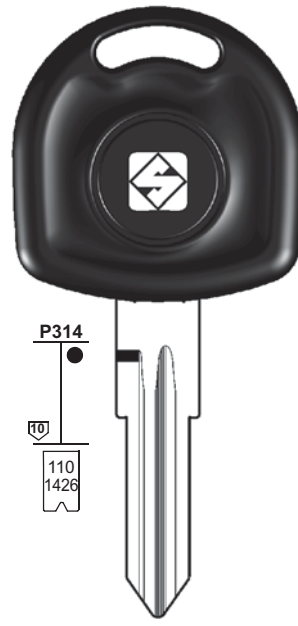
HU46T9
S 1-5200
S 5298-6300

HU46T2
S 1-5200
S 5298-6300

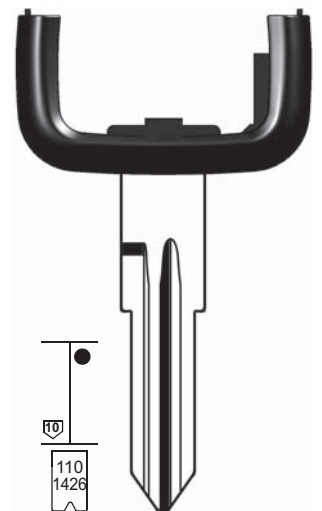


HU46AT12
S 1-5200
S 5298-6300

HU46AT9
S 1-5200
S 5298-6300



YM28T2
D 1-5200
S 1-5200
S 5298-6300
S 1002-3997
S 4000-5874



YM28AT9
D 1-5200
S 1-5200
S 5298-6300
S 1002-3997
S 4000-5874

YM28AT12
D 1-5200
S 1-5200
S 5298-6300
S 1002-3997
S 4000-5874

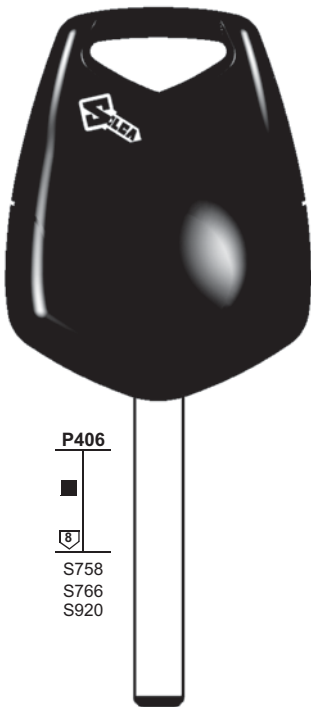
HUF

YMOS

VALEO

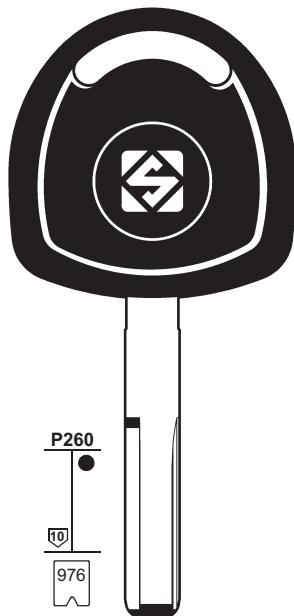
PER: 
FOR:

OPEL-VAUXHALL



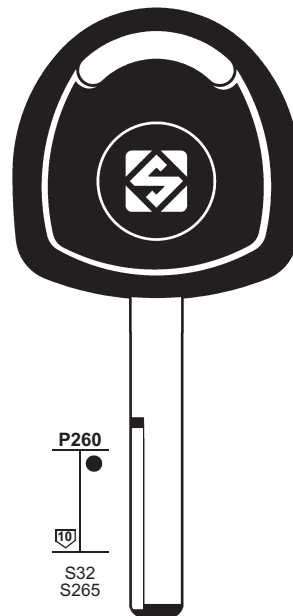
P406
S758
S766
S920

HU100EHP
Z 1-2000
Z 2001-4000
Z 4001-6000



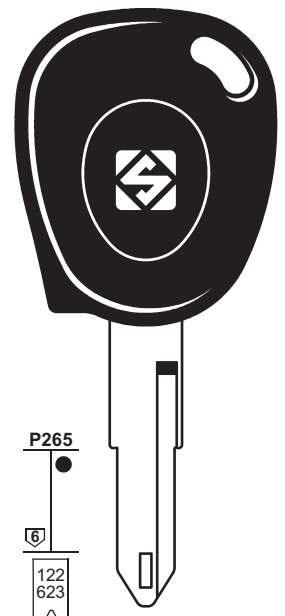
P260
S31
S32
S264
S265

HU43T2
H
WH
0001-3000



P260
S32
S265

YM27T2
Y
WY
1-3000



P265
122
623

NE73T5
M-N-P-R-S

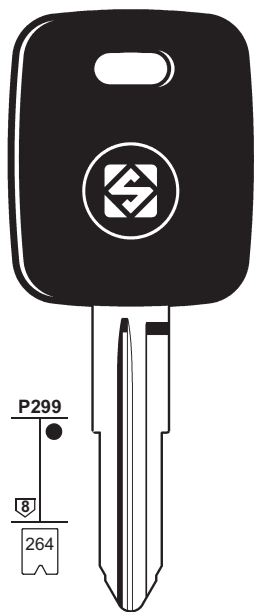
HUF

HUF

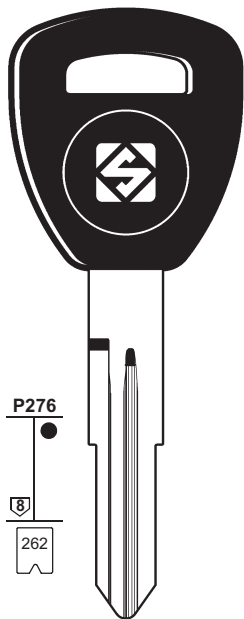
NEIMAN - VALEO

PER: 
FOR:


OPEL-VAUXHALL



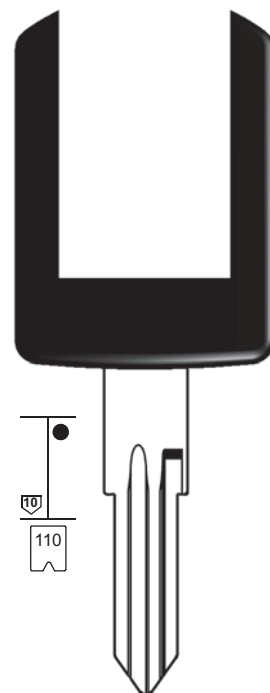
P299
8
264



P276
8
262



P314
10
110



10
110



HONDA

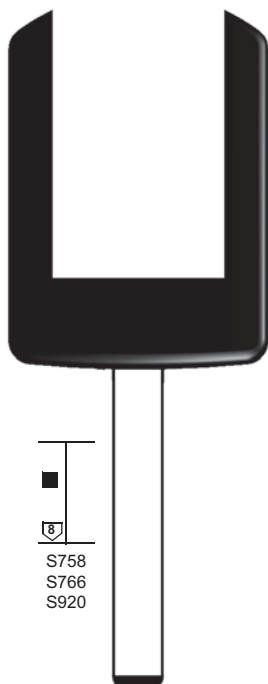
HUF

PER: 
FOR:

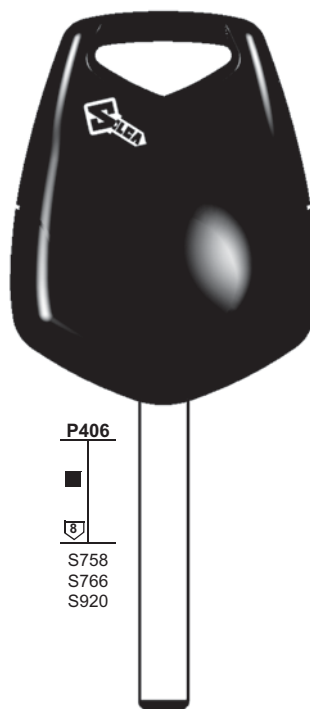
OPEL-VAUXHALL



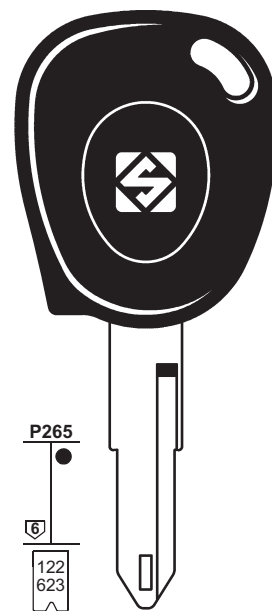
P314
8
S758
S766
S920



S758
S766
S920



P406
8
S758
S766
S920



P265
6
122
623



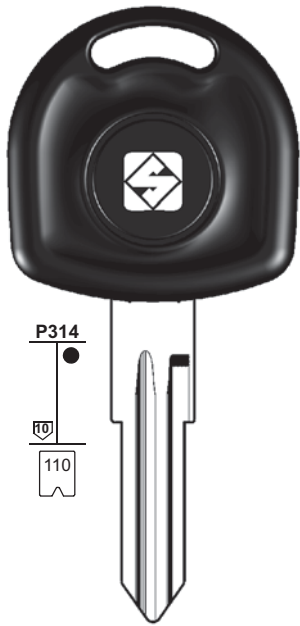
HUF

HUF

NEIMAN - VALEO

PER: 
FOR:

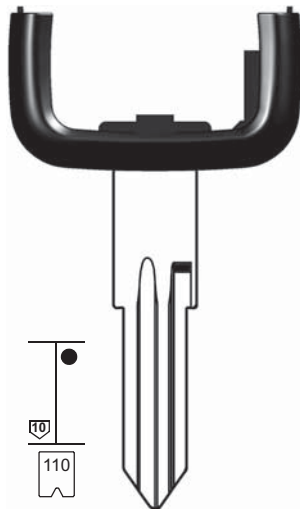
OPEL-VAUXHALL



P314
110

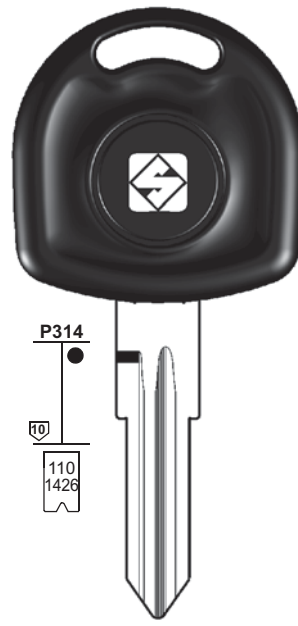
 
HU46T9
S 1-5200
S 5298-6300

 
HU46T2
S 1-5200
S 5298-6300





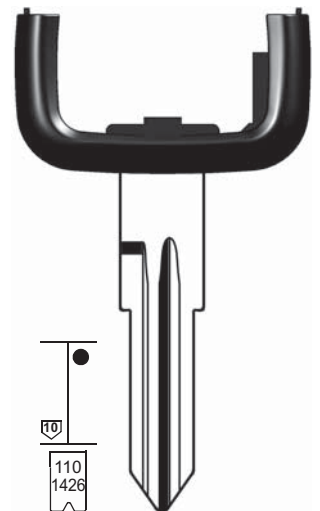
P314
110

 
HU46AT9
S 1-5200
S 5298-6300





P314
110
1426

 
YM28T2
D 1-5200
S 1-5200
S 5298-6300
..... 1002-3997
..... 4000-5874



P314
110
1426

 
YM28AT9
D 1-5200
S 1-5200
S 5298-6300
..... 1002-3997
..... 4000-5874

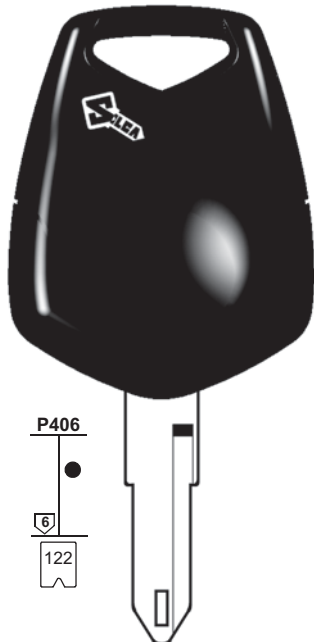
HUF

YMOS

VALEO

PER: 
FOR:

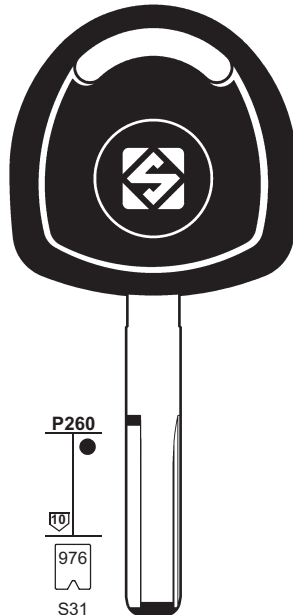
OPEL-VAUXHALL



P406
122

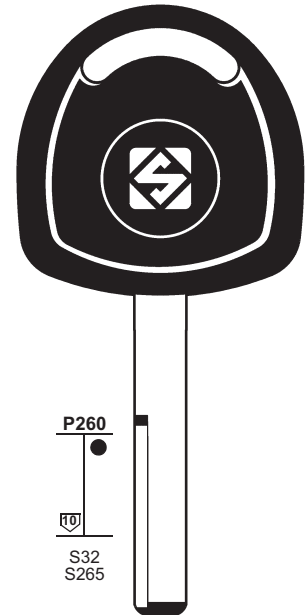
 
NE72EHP
.....
M-N-P-R-S

VALEO





P260
976
S31
S32
S264
S265

 
HU43T2
H
WH
0001-3000

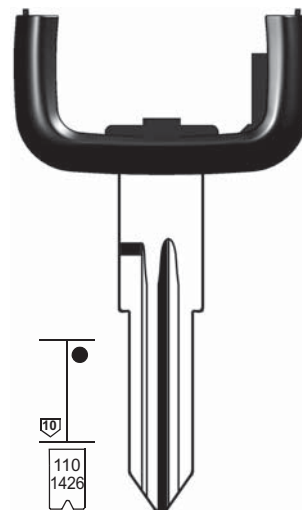
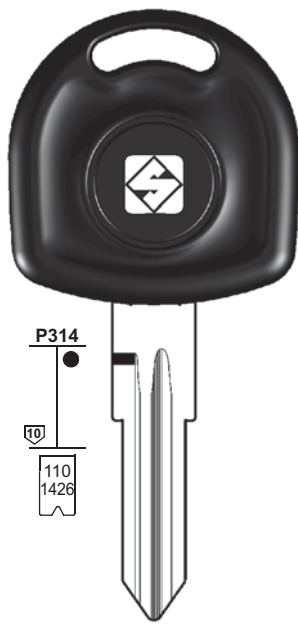
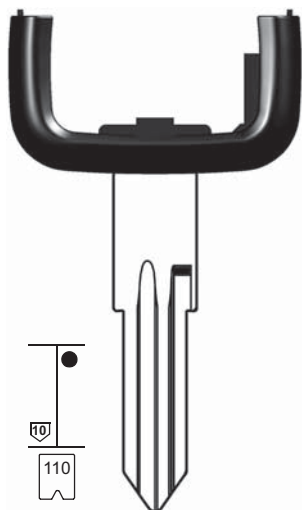
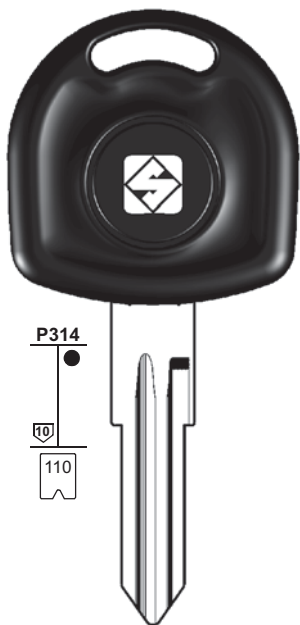


P260
S32
S265

 
YM27T2
Y
WY
1-3000

PER: 
FOR:


OPEL-VAUXHALL





 **HU46T12**
S 1-5200
S 5298-6300

 **HU46T9**
S 1-5200
S 5298-6300

 **HU46AT12**
S 1-5200
S 5298-6300

 **YM28T2**
D 1-5200
S 1-5200
S 5298-6300
..... 1002-3997
..... 4000-5874

 **YM28AT9**
D 1-5200
S 1-5200
S 5298-6300
..... 1002-3997
..... 4000-5874

 **YM28AT12**
D 1-5200
S 1-5200
S 5298-6300
..... 1002-3997
..... 4000-5874

 **HU46T2**
S 1-5200
S 5298-6300

 **HU46AT9**
S 1-5200
S 5298-6300

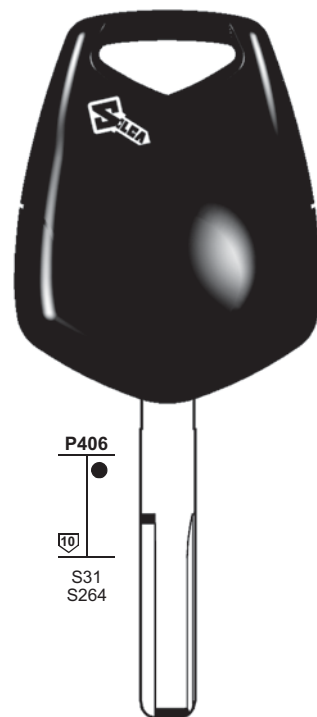
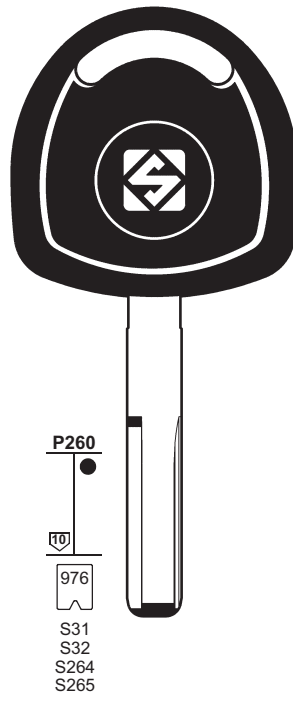
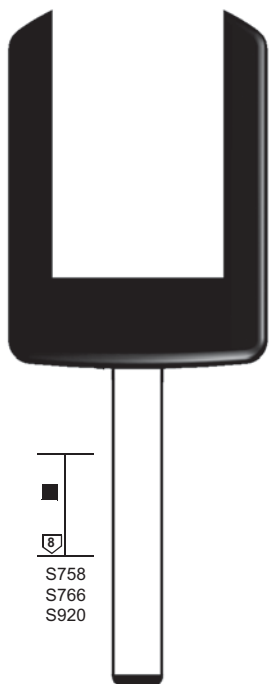
HUF


YMOS

VALEO

PER: 
FOR:

OPEL-VAUXHALL



 **HU100BT12**
Z 1-2000
Z 2001-4000
Z 4001-6000

 **HU100EHP**
Z 1-2000
Z 2001-4000
Z 4001-6000

 **HU43T2**
H
WH
0001-3000

 **HU43EHP**
H
WH
0001-3000

HUF

HUF - WITTE

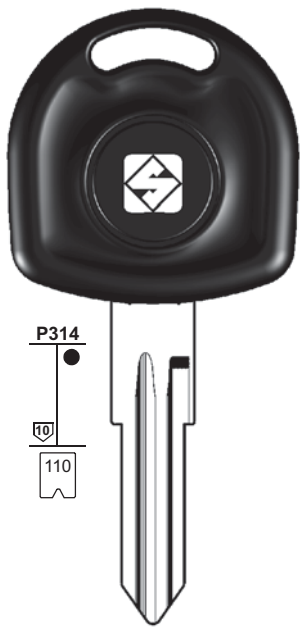
1	2	2a	3	6	71	72	42	43 44a	9b	10b 10c	12	15	A	B	C	D	
IGNITION																	
CAR MAKE/MODEL	FROM	TO	SILCA REF.	TRANSP. TYPE	ID	COPY	ID	COPY	ID	COPY	STP						
	1995	2010	Ref.		 FAST COPY PLUS RW4 PLUS	 FAST COPY PLUS RW4 PLUS	 FAST COPY RW4	 FAST COPY RW4	 RW3	 RW3							

OPEL-VAUXHALL

SIGNUM	2003	2008	HU100EHP	PH / CR2	46	Y	46	P-BOX	46				↔	↔		↔
SIGNUM	2003	2005	HU43EHP	PH / CR2	46	Y	46	P-BOX	46				↔	↔		↔
SINTRA	1997	1999	HU43T2	PH	33	Y	33	Y	33	Y	S-O		↔	↔	↔	↔
SPEEDSTER	2001	2005	HU46AT12	PH / CR	40	ID	40	ID	40	ID						
SPEEDSTER	2001	2005	HU46T12	PH / CR	40	ID	40	ID	40	ID						
TIGRA	1995	1998	HU46T2	PH	33	Y	33	Y	33	Y	S-O		↔	↔	↔	↔
TIGRA	1995	1998	YM28T2	PH	33	Y	33	Y	33	Y	S-O		↔	↔	↔	↔
TIGRA	1998	2001	HU46AT9	PH / CR	40	ID	40	ID	40	ID			↔	↔	↔	↔
TIGRA	1998	2001	HU46T9	PH / CR	40	ID	40	ID	40	ID			↔	↔	↔	↔
TIGRA	1998	2001	YM28AT9	PH / CR	40	ID	40	ID	40	ID			↔	↔	↔	↔
TIGRA	1998	2000	HU46T2	PH / CR	40	RD	40	RD	40	ID			↔	↔	↔	↔
TIGRA	2001	2002	HU46AT12	PH / CR	40	ID	40	ID	40	ID			↔	↔	↔	↔
TIGRA	2001	2002	HU46T12	PH / CR	40	ID	40	ID	40	ID			↔	↔	↔	↔
TIGRA	2001	2002	YM28AT12	PH / CR	40	ID	40	ID	40	ID			↔	↔	↔	↔
TIGRA	2004		HU100BT12	PH / CR	40	ID	40	ID	40	ID			↔	↔		↔

PER: 
FOR:

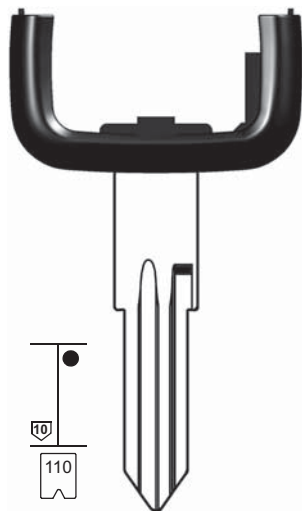
OPEL-VAUXHALL



P314
110



HU46T12
S 1-5200
S 5298-6300

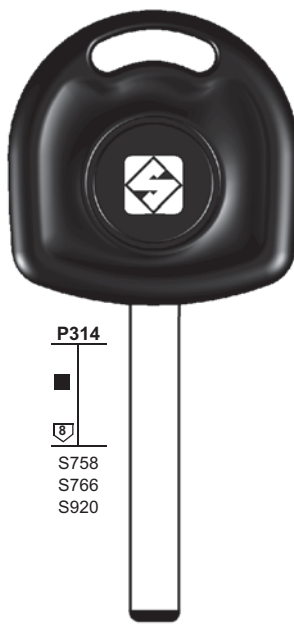


110



HU46AT12
S 1-5200
S 5298-6300

HUF

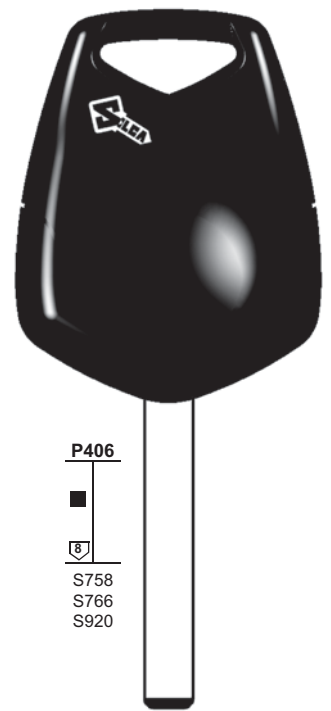


P314
S758
S766
S920



HU100T12
Z 1-2000
Z 2001-4000
Z 4001-6000

HUF



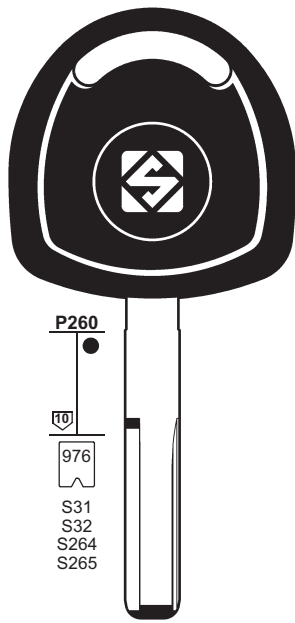
P406
S758
S766
S920



HU100EHP
Z 1-2000
Z 2001-4000
Z 4001-6000

PER: 
FOR:

OPEL-VAUXHALL



P260
976
S31
S32
S264
S265

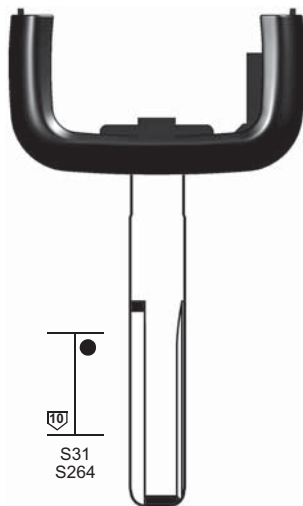


HU43T9
H 0001-3000
WH 0001-3000



HU43T2
H 0001-3000
WH 0001-3000

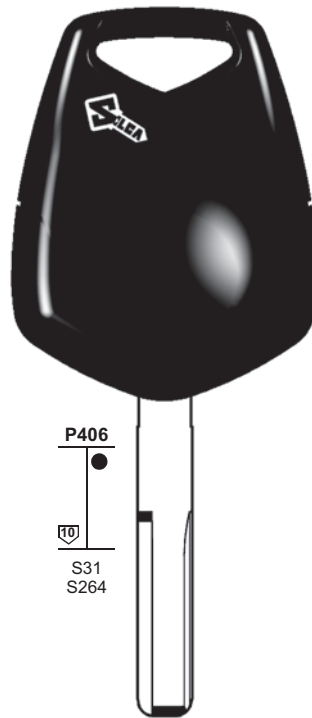
HUF



S31
S264



HU43AT9
H
WH 0001-3000

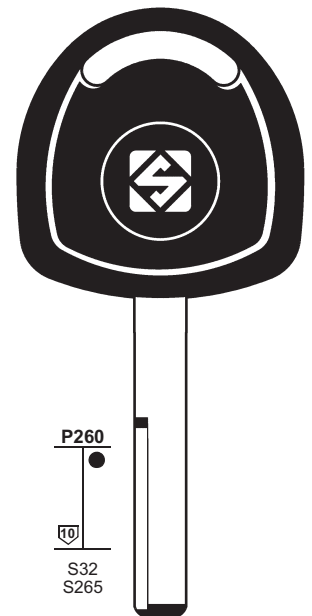


P406
S31
S264



HU43EHP
H
WH 0001-3000

HUF - WITTE



P260
S32
S265




YM27T2
Y
WY 1-3000

YMOS

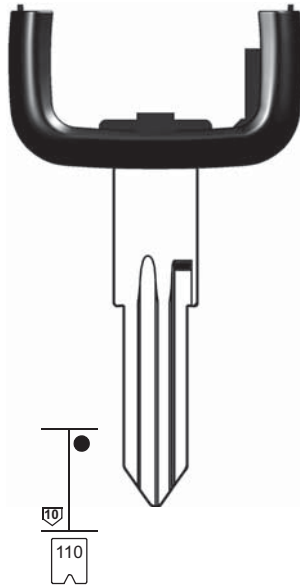
1	2	2a	3	6	71	72	42	43 44a	9b	10b 10c	12	15	A	B	C	D
IGNITION 																
CAR MAKE/MODEL	FROM	TO	SILCA REF.	TRANSP. TYPE	ID	COPY	ID	COPY	ID	COPY	STP					
	1995	2010	 Ref.		 FAST COPY PLUS RW4 PLUS	 FAST COPY PLUS RW4 PLUS	 FAST COPY RW4	 FAST COPY RW4	 RW3	 RW3						
OPEL-VAUXHALL																
TIGRA	2004		HU100T12	PH / CR	40	ID	40	ID	40	ID			←	←	←	←
VECTRA	1995	1998	HU43T2	PH	33	Y	33	Y	33	Y	S-O		←	←	←	←
VECTRA	1995	1998	YM27T2	PH	33	Y	33	Y	33	Y	S-O		←	←	←	←
VECTRA	1998	2001	HU43AT9	PH / CR	40	ID	40	ID	40	ID			←	←	←	←
VECTRA	1998	2001	HU43T9	PH / CR	40	ID	40	ID	40	ID			←	←	←	←
VECTRA	1998	2000	HU43T2	PH / CR	40	RD	40	RD	40	ID			←	←	←	←
VECTRA	2001	2004	HU46AT12	PH / CR	40	ID	40	ID	40	ID			←	←	←	←
VECTRA	2001	2004	HU46T12	PH / CR	40	ID	40	ID	40	ID			←	←	←	←
VECTRA	2002	2005	HU43EHP	PH / CR2	46	Y	46	P-BOX	46				←	←	←	←
VECTRA	2004	2008		PH / CR2	46		46		46				←	←	←	←
VECTRA	2004	2008	HU100EHP	PH / CR2	46	Y	46	P-BOX	46				←	←	←	←
VIVARO	2002			PH / CR2	46		46		46				←	←	←	←

PER: 
FOR:

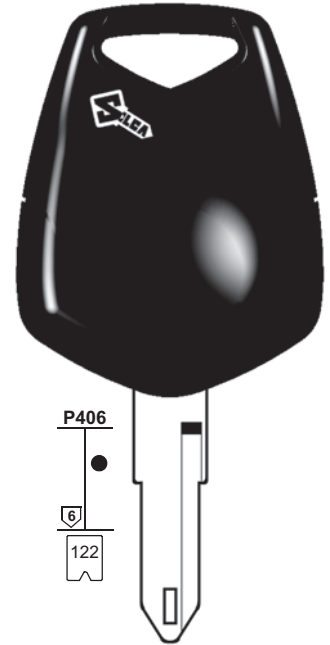
OPEL-VAUXHALL




HU46T12
S 1-5200
S 5298-6300




HU46AT12
S 1-5200
S 5298-6300



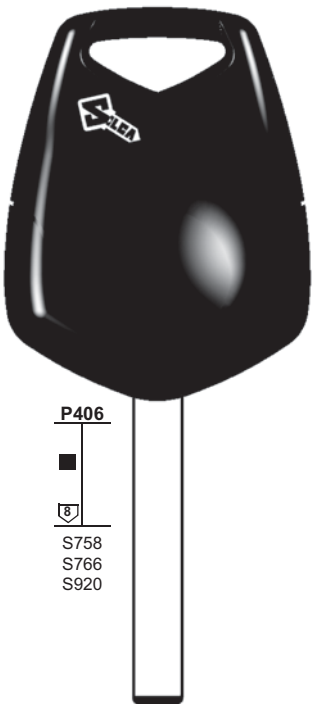

NE72EHP
.....
M-N-P-R-S

HUF

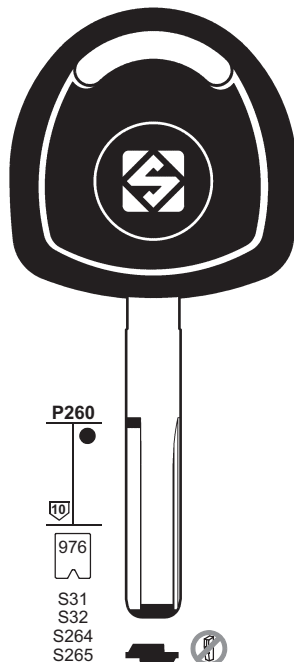
NEIMAN - VALEO

PER: 
FOR:

OPEL-VAUXHALL

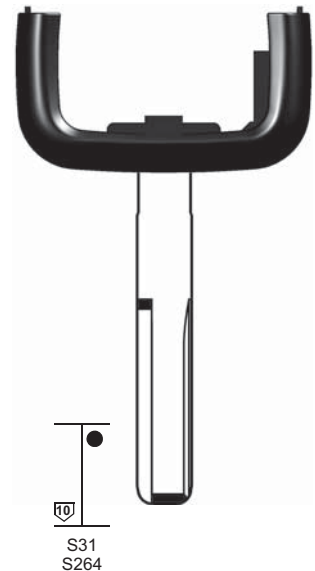




HU100EHP
Z 1-2000
Z 2001-4000
Z 4001-6000




HU43T9
H
WH
0001-3000


HU43T2
H
WH
0001-3000




HU43AT9
H
WH
0001-3000

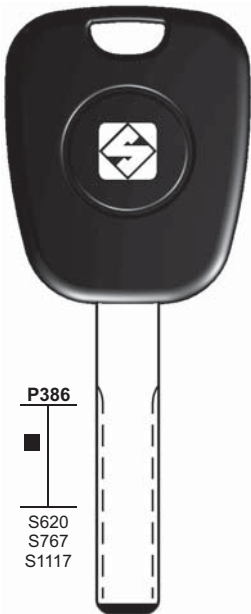
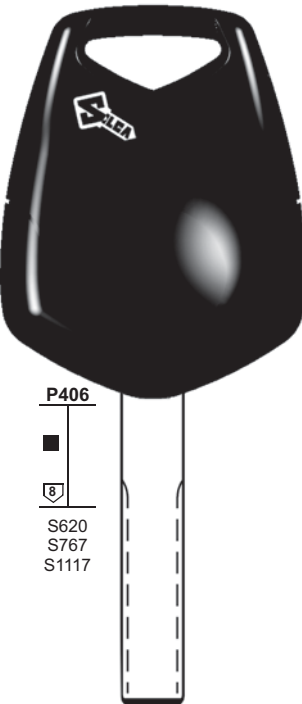
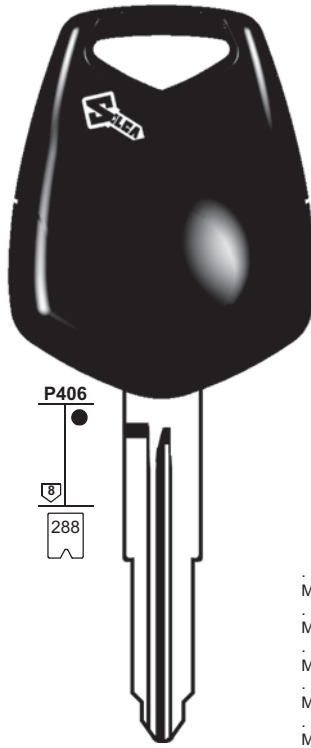
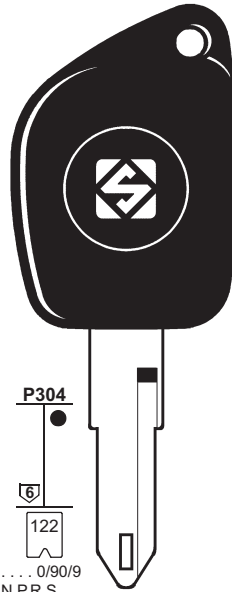
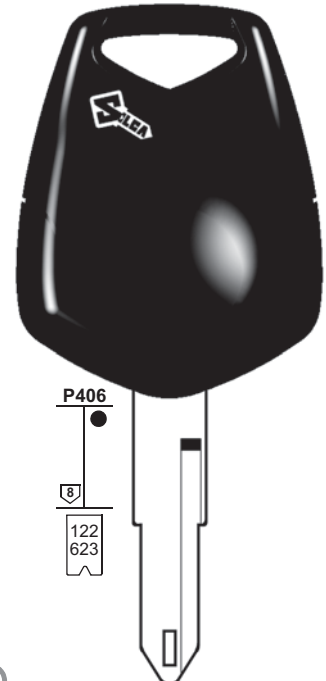







HUF

HUF

1	2	2a	3	6	71	72	42	43 44a	9b	10b 10c	12	15	A	B	C	D
IGNITION																
CAR MAKE/MODEL	FROM	TO	SILCA REF.	TRANSP. TYPE	ID	COPY	ID	COPY	ID	COPY	STP					
	1995	2010	 Ref.		 FAST COPY PLUS RW4 PLUS	 FAST COPY PLUS RW4 PLUS	 FAST COPY RW4	 FAST COPY RW4	 RW3	 RW3					 	
OPEL-VAUXHALL																
VIVARO	2002		NE72EHP	PH / CR2	46	Y	46	P-BOX	46				⇐	⇐	⇐	⇐
ZAFIRA	1999	2001	HU43AT9	PH / CR	40	ID	40	ID	40	ID						
ZAFIRA	1999	2001	HU43T9	PH / CR	40	ID	40	ID	40	ID						
ZAFIRA	1999	2001	HU43T2	PH / CR	40	RD	40	RD	40	ID			⇐	⇐	⇐	⇐
ZAFIRA	2001	2005	HU46AT12	PH / CR	40	ID	40	ID	40	ID						
ZAFIRA	2001	2005	HU46T12	PH / CR	40	ID	40	ID	40	ID						
ZAFIRA	2006			PH / CR2	46		46		46				⇐	⇐	⇐	⇐
ZAFIRA	2006		HU100EHP	PH / CR2	46	Y	46	P-BOX	46				⇐	⇐	⇐	⇐


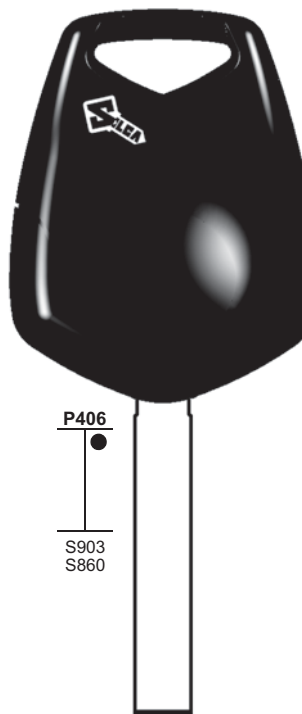
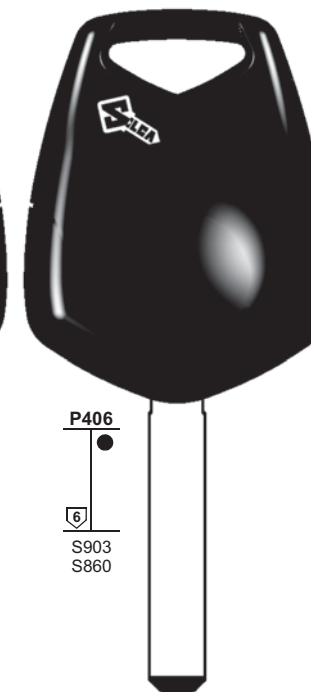
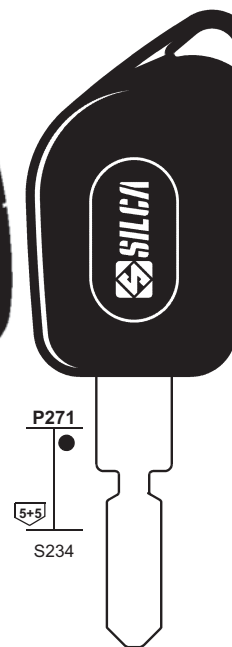
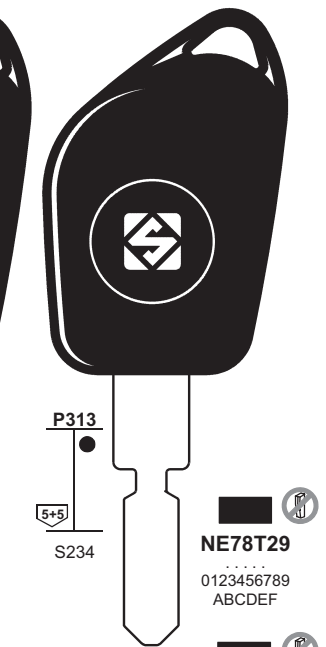







PER: 
FOR:

PEUGEOT

				
P386 ■ S620 S767 S1117	P406 ■ 8 S620 S767 S1117	P406 ● 8 288	P304 ● 6 122 0/90/9 M.N.P.R.S 1/9 . AZ M.N.P.R.S 1/9 . AZ M.N.P.R.S 1/9 . AZ/AZ M.N.P.R.S 1/9 . AZ M.N.P.R.S 1/9 AZ M.N.P.R.S	P406 ● 8 122 623
 HU83T14 1-2000	 HU83EHP 1-2000	 MIT11REHP 30010-32009	 NE72AT29  NE72AT14  NE72AT5	 NE73EHP M-N-P-R-S
HUF - VALEO	HUF - VALEO	MITSUBISHI	NEIMAN	NEIMAN

PER: 
FOR:

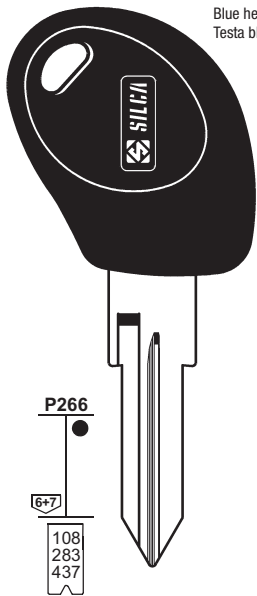
PEUGEOT

				
P386 ■ S681 S823 S830	P406 ● S903 S860	P406 ● 6 S903 S860	P271 ● 5+5 S234	P313 ● 5+5 S234
 VA2T14 1-2-3-4-Q-5-6-7-8-H A-B-C-D-E-F	 VA2EH2 B1085-B9547 12897-A9999	 VA6EHP B1085-B9547 12897-A9999	 NE78P 0123456789 ABCDEF	 NE78T29 0123456789 ABCDEF  NE78T14 0123456789 ABCDEF  NE78T5 0123456789 ABCDEF
VALEO	VALEO	VALEO	NEIMAN - VALEO	NEIMAN - VALEO

1	2	2a	3	6	71	72	42	43 44a	9b	10b 10c	12	15	A	B	C	D
IGNITION																
CAR MAKE/MODEL	FROM	TO	SILCA REF.	TRANSP. TYPE	ID	COPY	ID	COPY	ID	COPY	STP					
	1995	2010	 Ref.		 FAST COPY PLUS RW4 PLUS	 FAST COPY PLUS RW4 PLUS	 FAST COPY RW4	 FAST COPY RW4	 RW3	 RW3						
PEUGEOT																
1007	2004		VA2T14	PH / CR2	46		46		46				↔	↔	↔	↔
1007	2004		VA6EHP	PH / CR2	46	Y	46	P-BOX	46				↔	↔	↔	↔
106	1997	2000	NE72AT5	PH	33	Y	33	Y	33	Y	G-V		↔	↔		↔
106	2000	2004	NE72AT14	PH / CR2	46		46		46				↔	↔		↔
106	2000	2004	NE73EHP	PH / CR2	46	Y	46	P-BOX	46				↔	↔		↔
107	2005			TEX / CR	70		70		67				↔	↔		↔
107	2005		VA2EH2	TEX / CR	70	Y	70	Y	67	PC			↔	↔		↔
206 CABRIO	2001	2002	NE72AT29	PH / CR	45	Y	45	Y	45	ID			↔	↔		↔
206 CABRIO	2002		NE72AT14	PH / CR2	46		46		46				↔	↔	↔	↔
206 CABRIO	2002		NE73EHP	PH / CR2	46	Y	46	P-BOX	46				↔	↔	↔	↔
206	1998	2001	NE72AT29	PH / CR	45	Y	45	Y	45	ID			↔	↔		↔
206	2001		NE72AT14	PH / CR2	46		46		46				↔	↔	↔	↔
206	2001		NE73EHP	PH / CR2	46	Y	46	P-BOX	46				↔	↔	↔	↔
207	2006			PH / CR2	46		46		46				↔	↔		↔
207	2006		HU83EHP	PH / CR2	46	Y	46	P-BOX	46				↔	↔		↔
3008	2009			PH / CR2	46		46		46				↔			
3008	2009		HU83EHP	PH / CR2	46	Y	46	P-BOX	46				↔			
306 [SB]	1997	2002	NE72AT5	PH	33	Y	33	Y	33	Y	G-C		↔	↔		↔
306 [SC]	1997	2002	NE72AT5	PH	33	Y	33	Y	33	Y	G-C		↔	↔		↔
307	2001	2009	HU83T14	PH / CR2	46		46		46				↔	↔		↔
307	2001	2009	HU83EHP	PH / CR2	46	Y	46	P-BOX	46				↔	↔		↔
308	2007			PH / CR2	46		46		46				↔	↔		↔
308	2007		HU83EHP	PH / CR2	46	Y	46	P-BOX	46				↔	↔		↔
4007	2007			PH / CR2	46		46		46				↔			
4007	2007		MIT11REHP	PH / CR2	46	Y	46	P-BOX	46				↔			
406 [SB]	1997	1999	NE78T5	PH	33	Y	33	Y	33	Y	G-C		↔	↔		
406 [SC]	1997	1999	NE78T5	PH	33	Y	33	Y	33	Y	G-C		↔	↔		
406 [SV]	1997	1999	NE78T5	PH	33	Y	33	Y	33	Y	G-V		↔	↔		
406	1995	1997	NE78P										↔	↔		↔
406	1999	2002	NE78T29	PH / CR	45	Y	45	Y	45	ID			↔	↔		↔
406	2002		NE78T14	PH / CR2	46		46		46				↔	↔		↔
407	2004		VA2T14	PH / CR2	46		46		46				↔	↔		
407	2004		VA6EHP	PH / CR2	46	Y	46	P-BOX	46				↔	↔		
607	2001	2004		MEG / CR	48		48		48				↔			↔
607	2004		NE78T14	PH / CR2	46		46		46				↔			↔

PER: 
FOR:

PEUGEOT



Blue head
Testa blu

P266

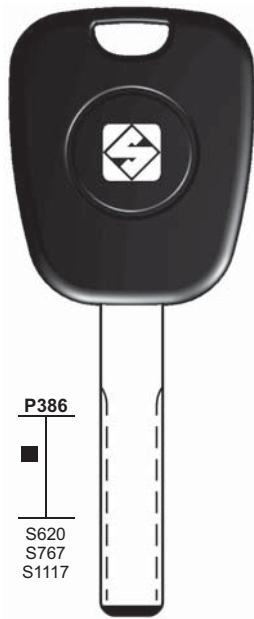
6+7
108
283
437



GT10BT5

..... 3001-4000
..... 6001-7000
J..... 3001-6732
N..... 6001-7000
V..... 1-3056
V..... 5001-8058
AB..... 6001-6891

GILOBERT - TRW SIPEA



P386

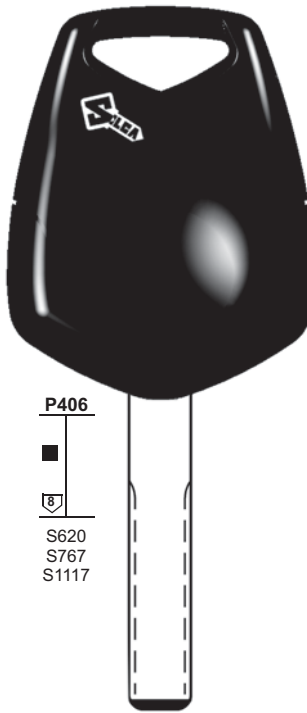
S620
S767
S1117



HU83T14

..... 1-2000

HUF - VALEO



P406

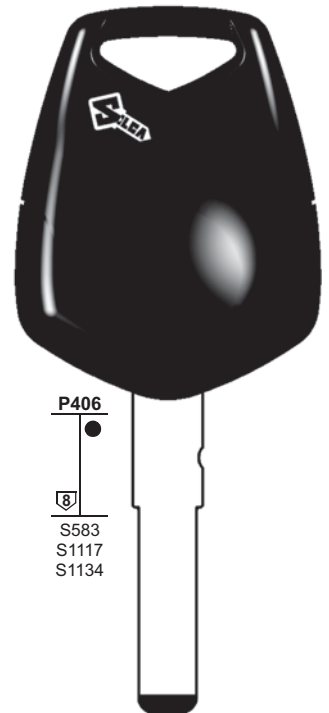
S620
S767
S1117



HU83EHP

..... 1-2000

HUF - VALEO



P406

S583
S1117
S1134



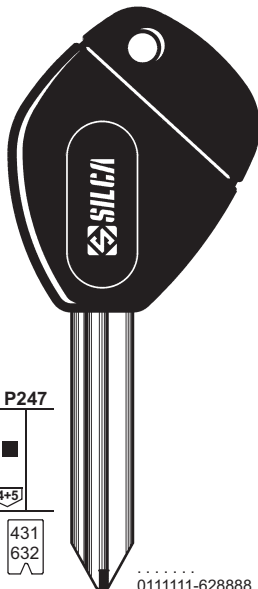
SIP22EHP

DE..... 1-11210
..... 0001-2000

GILOBERT - TRW SIPEA

PER: 
FOR:

PEUGEOT



P247

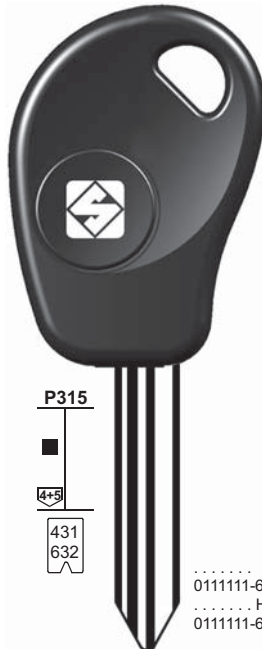
4+5
431
632

.....
0111111-628888
..... H
0111111-628888

63/99 1-2-4-6-8
63/99 H 1-2-4-6-8



SX9CP



P315

4+5
431
632

.....
0111111-628888
..... H
0111111-628888

63/99 1-2-4-6-8
63/99 H 1-2-4-6-8

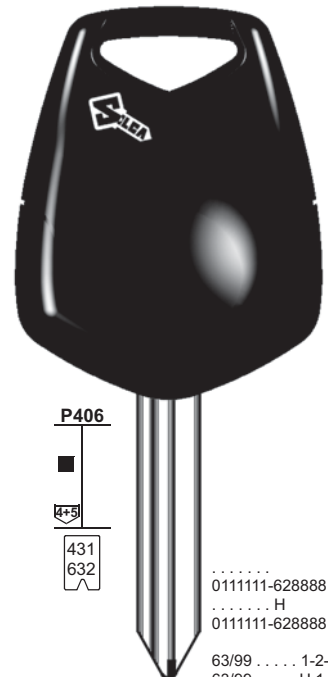


SX9T5



SX9T14

SIMPLEX



P406

4+5
431
632



















.....
0111111-628888
..... H
0111111-628888

63/99 1-2-4-6-8
63/99 H 1-2-4-6-8



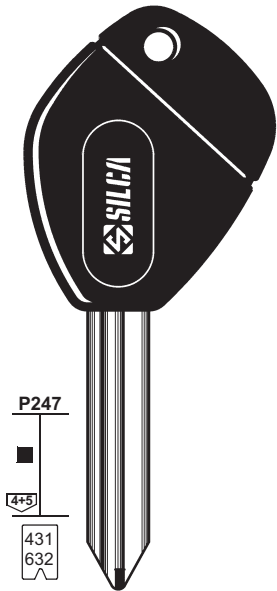
SX9EHP

SIMPLEX

1	2	2a	3	6	71	72	42	43 44a	9b	10b 10c	12	15	A	B	C	D
 IGNITION																
CAR MAKE/MODEL 	FROM 1995 	TO 2010 	SILCA REF.  Ref.	TRANSP. TYPE 	ID  FAST COPY PLUS RW4 PLUS	COPY  FAST COPY PLUS RW4 PLUS	ID  FAST COPY RW4	COPY  FAST COPY RW4	ID  RW3	COPY  RW3	STP 					
PEUGEOT																
806 [SB]	1998	2002	SX9T5	PH	33	Y	33	Y	33	Y	G-C		↔	↔		↔
806 [SC]	1998	2002	SX9T5	PH	33	Y	33	Y	33	Y	G-C		↔	↔		↔
806	1994	1997	SX9CP										↔	↔		↔
807	2002		HU83T14	PH / CR2	46		46		46				↔	↔		↔
807	2002		HU83EHP	PH / CR2	46	Y	46	P-BOX	46				↔	↔		↔
5008	2009			PH / CR2	46		46		46				↔			
5008	2009		HU83EHP	PH / CR2	46	Y	46	P-BOX	46				↔			
BIPPER	2009			PH / CR2	46		46		46				↔			
BIPPER	2009		SIP22EHP	PH / CR2	46	Y	46	P-BOX	46				↔			
BOXER	1996	2001	GT10BT5	MEG	13	Y	13	Y	13	Y	Meg	S1	↔	↔	↔	↔
BOXER	2002	2005		MEG / CR	48		48		48				↔	↔	↔	↔
BOXER	2006			PH / CR2	46		46		46				↔	↔	↔	↔
BOXER	2006		SIP22EHP	PH / CR2	46	Y	46	P-BOX	46				↔	↔	↔	↔
EXPERT	1995	1996	SX9CP										↔	↔		↔
EXPERT	1997	2001	SX9T5	PH	33	Y	33	Y	33	Y	G-C		↔	↔		↔
EXPERT	2002	2006	SX9T14	PH / CR2	46		46		46				↔	↔		↔
EXPERT	2002	2006	SX9EHP	PH / CR2	46	Y	46	P-BOX	46				↔	↔		↔
EXPERT	2007		HU83T14	PH / CR2	46		46		46				↔	↔		↔
EXPERT	2007		HU83EHP	PH / CR2	46	Y	46	P-BOX	46				↔	↔		↔

PER: 
FOR:

PEUGEOT

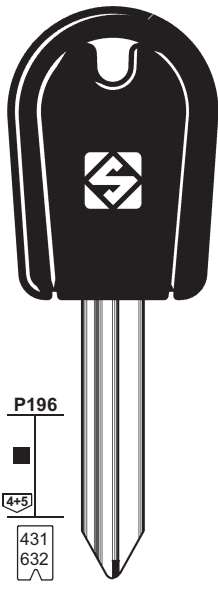


.....
0111111-628888
..... H
0111111-628888

63/99 1-2-4-6-8
63/99 H 1-2-4-6-8

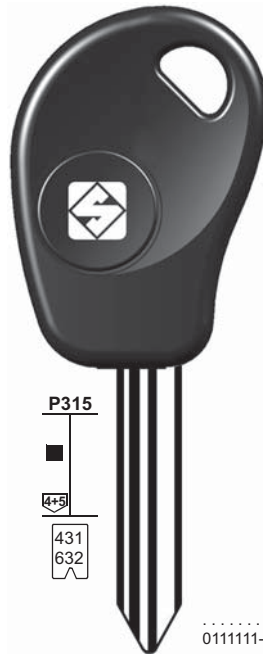


SIMPLEX



.....
0111111-628888
..... H
0111111-628888

63/99 1-2-4-6-8
63/99 H 1-2-4-6-8

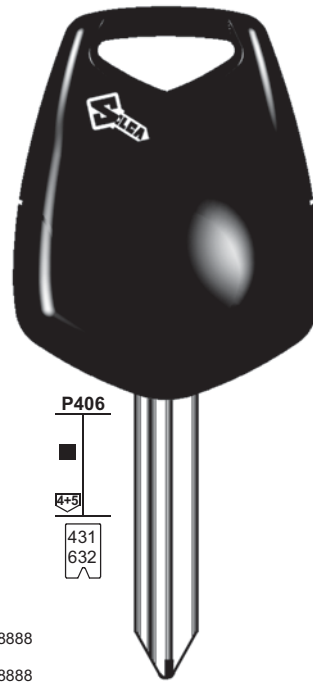


.....
0111111-628888
..... H
0111111-628888

63/99 1-2-4-6-8
63/99 H 1-2-4-6-8



SIMPLEX



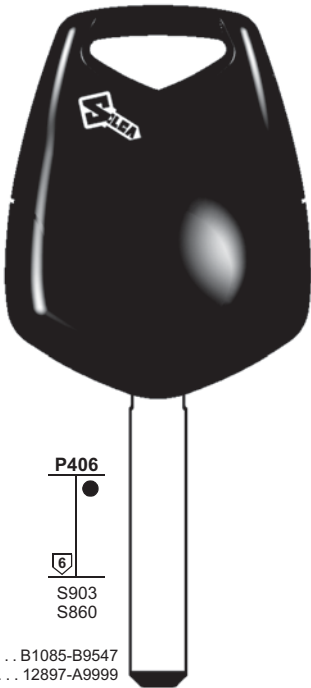
.....
1-2-3-4-Q-5-6-7-8-H
..... A-B-C-D-E-F



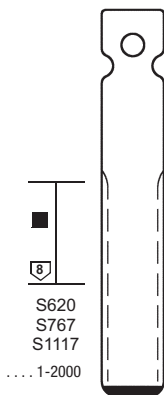
VALEO

PER: 
FOR:

PEUGEOT



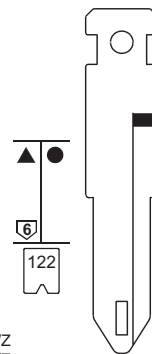
VALEO



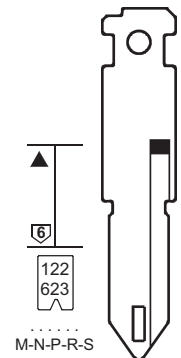
HUF - VALEO



















NEIMAN - VALEO



... 1/9
1/9 A/Z
1/9 A/Z
... 1/9 A/Z
... 1/9 A/Z
... 1/9 A/Z A/Z
... 1/9 A/Z
..... 0/9 0/9
M-N-P-R-S

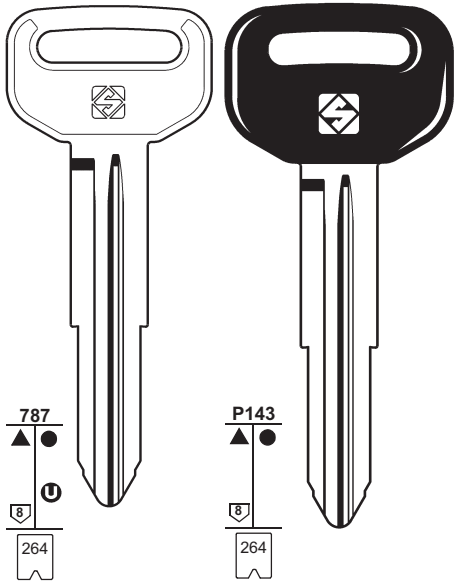


NEIMAN - VACHETTE - VALEO

1	2	2a	3	6	71	72	42	43 44a	9b	10b 10c	12	15	A	B	C	D			
				<div style="text-align: center;">IGNITION</div> 															
CAR MAKE/MODEL	FROM	TO	SILCA REF.	TRANSP. TYPE	ID	COPY	ID	COPY	ID	COPY	STP								
	1995	2010	 Ref.		 FAST COPY PLUS RW4 PLUS	 FAST COPY PLUS RW4 PLUS	 FAST COPY RW4	 FAST COPY RW4	 RW3	 RW3									
PEUGEOT																			
PARTNER	1997	1998	SX9CP										↔	↔		↔			
PARTNER	1997	1998	SX9GP										↔	↔		↔			
PARTNER	1998	2001	SX9T5	PH	33	Y	33	Y	33	Y	G-V		↔	↔		↔			
PARTNER	1998	2001	SX9T5	PH	33	Y	33	Y	33	Y	G-C		↔	↔		↔			
PARTNER	2001	2002	SX9T14	PH / CR2	46		46		46				↔	↔		↔			
PARTNER	2001	2002	SX9EHP	PH / CR2	46	Y	46	P-BOX	46				↔	↔		↔			
PARTNER	2002		VA2T14	PH / CR2	46		46		46				↔	↔		↔			
PARTNER	2002		VA6EHP	PH / CR2	46	Y	46	P-BOX	46				↔	↔		↔			
RANCH	1997	1998	SX9CP										↔	↔		↔			
RANCH	1997	1998	SX9GP										↔	↔		↔			
RANCH	1998	2001	SX9T5	PH	33	Y	33	Y	33	Y	G-V		↔	↔		↔			
RANCH	1998	2001	SX9T5	PH	33	Y	33	Y	33	Y	G-C		↔	↔		↔			
RANCH	2001	2002	SX9T14	PH / CR2	46		46		46				↔	↔		↔			
RANCH	2001	2002	SX9EHP	PH / CR2	46	Y	46	P-BOX	46				↔	↔		↔			
RANCH	2002	2007	VA2T14	PH / CR2	46		46		46				↔	↔		↔			
RANCH	2002	2007	VA6EHP	PH / CR2	46	Y	46	P-BOX	46				↔	↔		↔			
SOME MODELS	1999		NE73-BI										↔	↔	↔	↔			
SOME MODELS	1999		NE73-CI										↔	↔	↔	↔			
SOME MODELS	2001		HU83T										↔	↔	↔	↔			
SOME MODELS	2004		VA3-I										↔	↔	↔	↔			

PER: 
FOR:

PIAGGIO

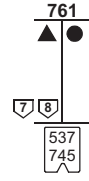
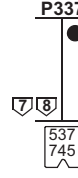
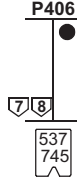
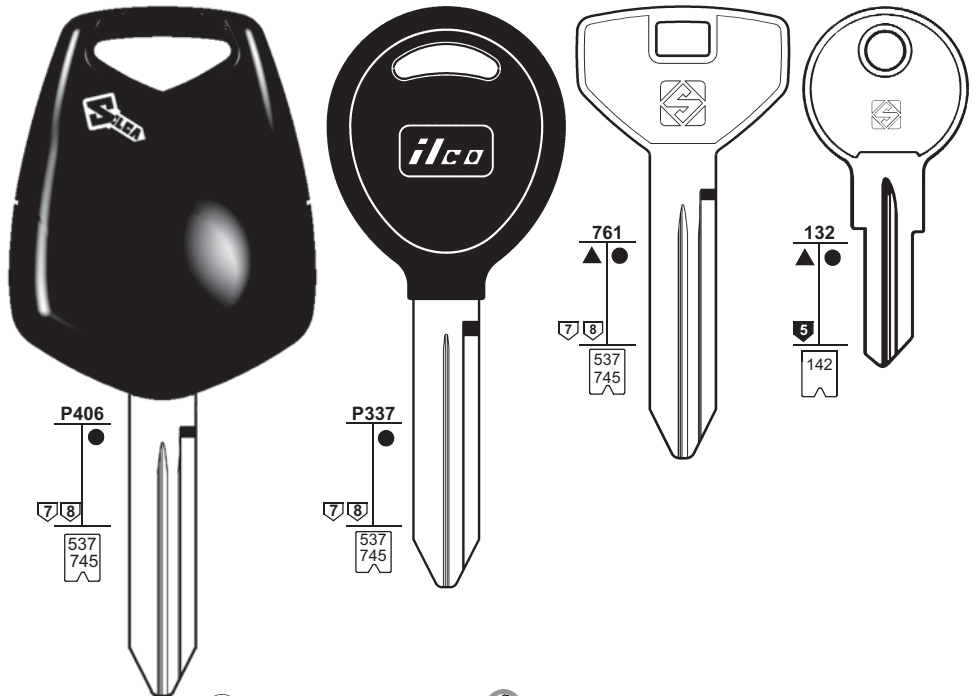



DH4R
D 1-3000


DH4RP
D 1-3000


DAIHATSU


PLYMOUTH




CY24EH2
L 1-3580
M 1-2618


Y160-PT
L 1-3580
M 1-2618

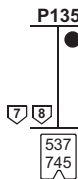
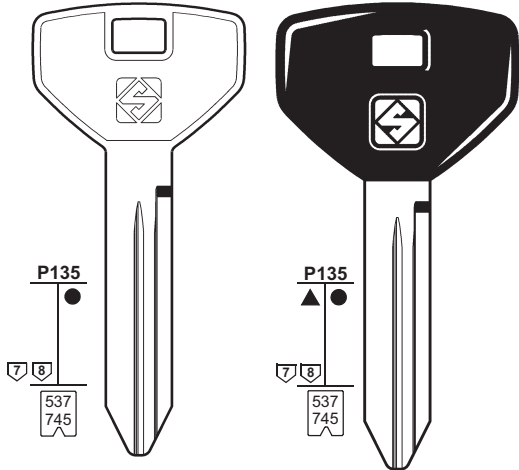

CY22
L 1-3580
FL . . . 1-262
M 1-2618


HD1
C 500-699
H 601-1100
A 201-1050
HM . . . 201-1050


HUDSON

PER: 
FOR:

PLYMOUTH

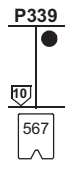
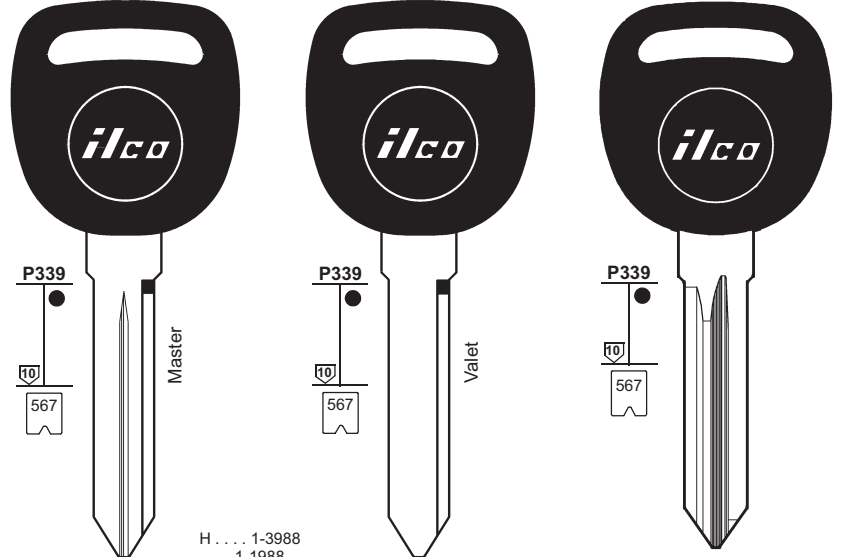



CY23
L 1-3580
M 1-2618


CY22P
L 1-3580
FL . . . 1-262
M 1-2618

BRIGGS & STRATTON

PONTIAC



H 1-3988
. . . . 1-1988
. . . . S000A-S711K
0 5000-6999


B99-PT




















B100-PT


B111-PT
G 0-3631


B99-PT5

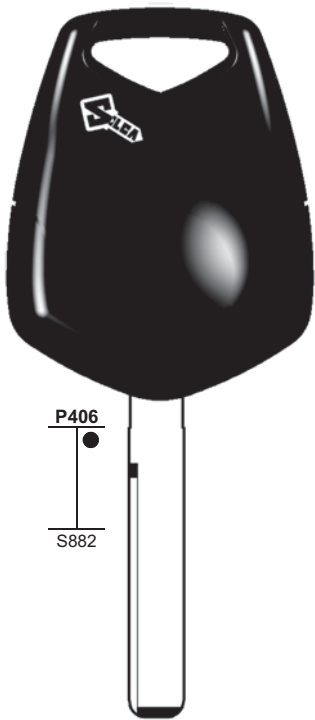

B100-PT5

BRIGGS & STRATTON - GENERAL MOTORS

1	2	2a	3	6	71	72	42	43 44a	9b	10b 10c	12	15	A	B	C	D			
				IGNITION 															
CAR MAKE/MODEL 	FROM 1995 	TO 2010 	SILCA REF.  Ref.	TRANSP. TYPE 	ID  FAST COPY PLUS RW4 PLUS	COPY  FAST COPY PLUS RW4 PLUS	ID  FAST COPY RW4	COPY  FAST COPY RW4	ID  RW3	COPY  RW3	STP 								
PIAGGIO																			
PORTER	1993		DH4R														⇌		
PORTER	1993		DH4RP														⇌		
PLYMOUTH																			
BREEZE	1999	2001	CY24EH2	TEX / CR	64	Y	64	Y	64	PC							⇌		
BREEZE	1999	2001	Y160-PT	TEX / CR	64		64		64			F					⇌		
NEON	1995	2000	CY22P														⇌		
NEON	1995	2000	CY22P													HD1	⇌		
NEON	1995	2000															CY22		
NEON	1995	2000														HD1	⇌		
NEON	1995	2000	CY23														⇌		
NEON	1995	2000	CY23													HD1	⇌		
NEON	2000		CY24EH2	TEX / CR	64	Y	64	Y	64	PC							⇌		
NEON	2000		Y160-PT	TEX / CR	64		64		64			F					⇌		
PROWLER	2000		CY24EH2	TEX / CR	64	Y	64	Y	64	PC							⇌		
PROWLER	2000		Y160-PT	TEX / CR	64		64		64			F					⇌		
PONTIAC																			
AZTEK	2001	2004	B100-PT	MEG	13		13		13			A							
AZTEK	2001	2004	B100-PT5	MEG	13	Y	13	Y	13	Y		A							
AZTEK	2001	2004	B99-PT	MEG	13		13		13			A	⇌	⇌	⇌	⇌			
AZTEK	2001	2004	B99-PT5	MEG	13	Y	13	Y	13	Y		A	⇌	⇌	⇌	⇌			
BONNEVILLE	2000	2004	B100-PT	MEG	13		13		13			A							
BONNEVILLE	2000	2004	B100-PT5	MEG	13	Y	13	Y	13	Y		A							
BONNEVILLE	2000	2004	B99-PT	MEG	13		13		13			A							
BONNEVILLE	2000	2004	B99-PT5	MEG	13	Y	13	Y	13	Y		A							
G5	2007		B111-PT	PH / CR2	46		46		46			A	⇌	⇌			⇌		
G6	2005		B111-PT	PH / CR2	46		46		46			A	⇌	⇌			⇌		
G8	2008			PH / CR2	46		46		46				⇌	⇌			⇌		

PER: 
FOR:

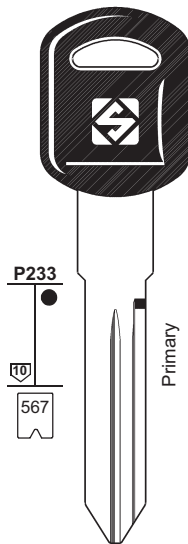
PONTIAC



P406
S882

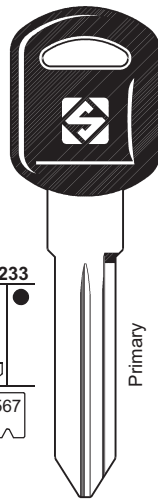
 
GM45EHP
60000-62113

HOLDEN



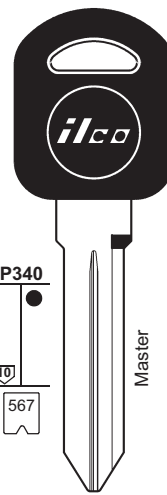
P233
567


GM39EP
..... AA00-7T51
..... S000A-S711K



P233
567

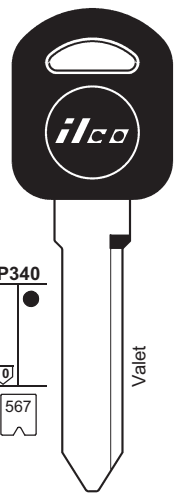

GM40EP
..... AA00-7T51
..... S000A-S711K



P340
567

 
B97-PT

 
B97-PT5



P340
567

 
B98-PT

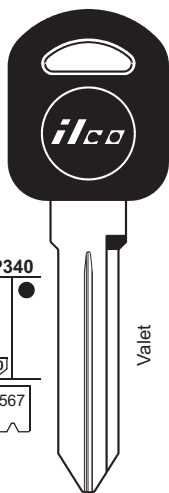
H 1-3988
..... 1-1988
..... S000A-S711K
O 5000-6999

BRIGGS & STRATTON - GENERAL MOTORS

PER: 
FOR:

PONTIAC

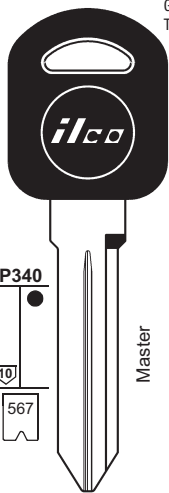
PORSCHE



P340
567

 
B103-PT5

 
B103-PT

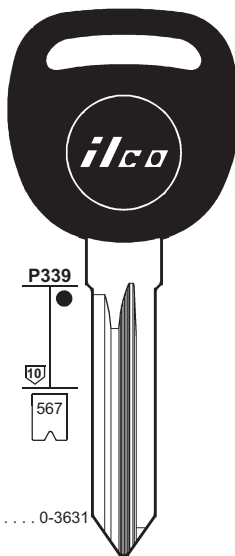


P340
567

 
B104-PT5

 
B104-PT

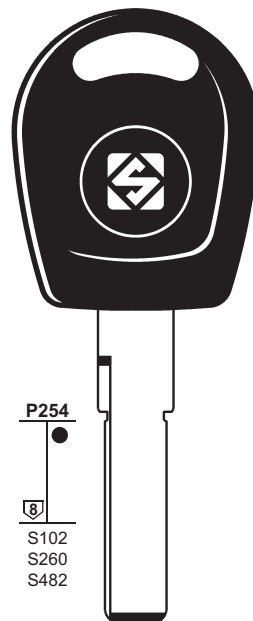
Grey head
Testa grigia



P339
567

 
B111-PT

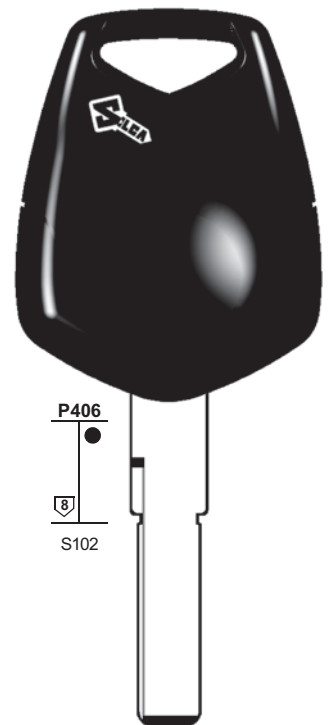
BRIGGS & STRATTON - GENERAL MOTORS



P254
S102
S260
S482

 
HU66T5
..... 1-2000

















HUF - WITTE



P406
S102

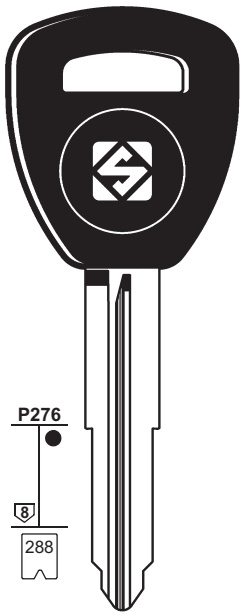

HU66EHP
..... 1-2000

HUF

1	2	2a	3	6	71	72	42	43 44a	9b	10b 10c	12	15	A	B	C	D
IGNITION																
																
CAR MAKE/MODEL	FROM	TO	SILCA REF.	TRANSP. TYPE	ID	COPY	ID	COPY	ID	COPY	STP					
	1995	2010	 Ref.		 FAST COPY PLUS RW4 PLUS	 FAST COPY PLUS RW4 PLUS	 FAST COPY RW4	 FAST COPY RW4	 RW3	 RW3						
PONTIAC																
G8	2008		GM45EHP	PH / CR2	46	Y	46	P-BOX	46				↔	↔		↔
GRAND AM	2000	2005	GM39EP										↔	↔		↔
GRAND PRIX	2000	2003	B103-PT	MEG	13		13		13			A	↔	↔	↔	↔
GRAND PRIX	2000	2003	B103-PT5	MEG	13	Y	13	Y	13	Y		A	↔	↔	↔	↔
GRAND PRIX	2000	2003	B104-PT	MEG	13		13		13			A				
GRAND PRIX	2000	2003	B104-PT5	MEG	13	Y	13	Y	13	Y		A				
GRAND PRIX	2004	2008		MEG	13		13		13			A				
MONTANA	1999	2004	B97-PT5	MEG	13	Y	13	Y	13	Y			↔	↔	↔	↔
MONTANA	1999	2004	B97-PT	MEG	13		13		13			A	↔	↔	↔	↔
MONTANA	2005	2008	B97-PT	MEG	13		13		13			G	↔	↔	↔	↔
MONTANA	2005	2008	B98-PT	MEG	13		13		13			G	↔	↔	↔	↔
PURSUIT	2006	2009	B111-PT	PH / CR2	46		46		46				↔	↔	↔	↔
SOLSTICE	2006		B111-PT	PH / CR2	46		46		46			A	↔	↔		↔
SUNFIRE	2000	2005	GM40EP										↔	↔		↔
TORRENT	2007		B111-PT	PH / CR2	46		46		46			A	↔	↔		↔
PORSCHE																
911	1998	1999	HU66T5	MEG	13	Y	13	Y	13	Y			↔	↔	↔	↔
911	1999			MEG / CR	48		48		48				↔	↔	↔	↔
968	1999			MEG / CR	48		48		48				↔	↔	↔	↔
BOXSTER	1997	1998	HU66T5	MEG	13	Y	13	Y	13	Y			↔	↔	↔	↔
BOXSTER	1999	2000		MEG / CR	48		48		48				↔	↔	↔	↔
CAYENNE	2003		HU66EHP	PH / CR2	46	Y	46	P-BOX	46				↔	↔	↔	↔

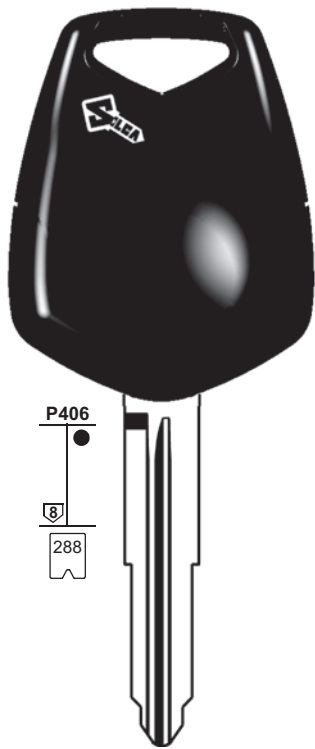
PER: 
FOR:

PROTON



P276
●
8
288

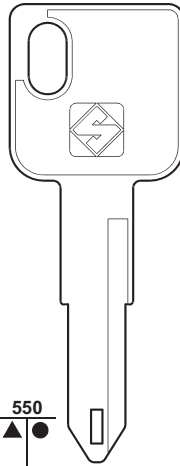

PO1RT4
..... 30010-32009



P406
●
8
288


PO1REH2
..... 30010-32009

RENAULT

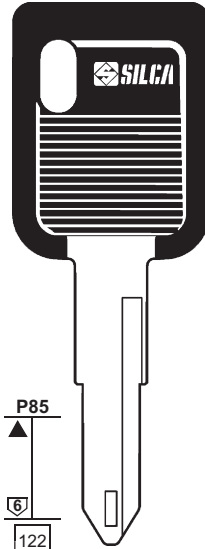


550
●
6
122
623

..... 1/9-1/9
... 1.9 ... A/Z
... 1/9 ... A/Z
... 1/9 ... A/Z
M-N-P-R-S


NE73

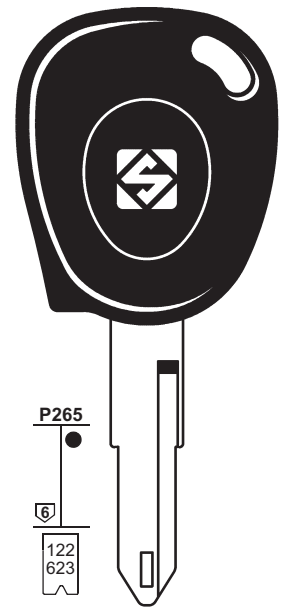
NEIMAN - VALEO



P85
●
6
122
623

..... 1/9-1/9
... 1.9 ... A/Z
... 1/9 ... A/Z
... 1/9 ... A/Z
M-N-P-R-S


NE73DP



P265
●
6
122
623

M-N-P-R-S

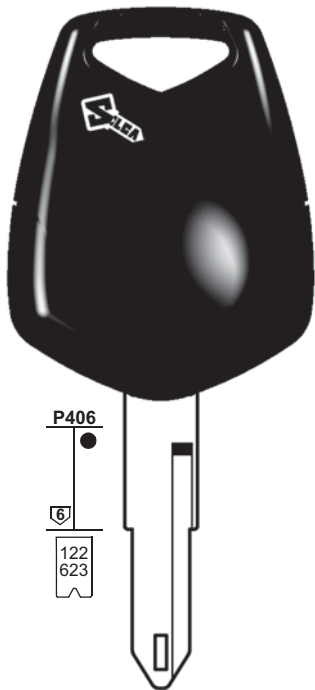

NE73T16


NE73T5

NEIMAN - VALEO

PER: 
FOR:

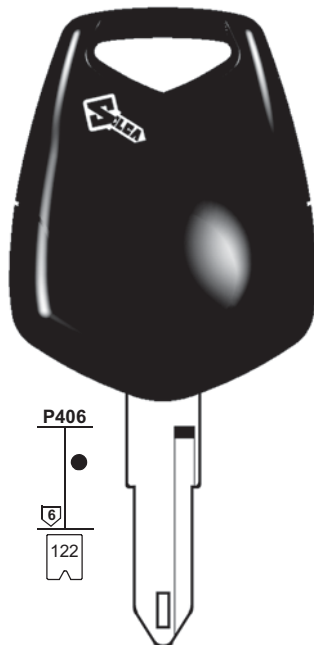
RENAULT



P406
●
6
122
623


NE73EH2
.....
M-N-P-R-S

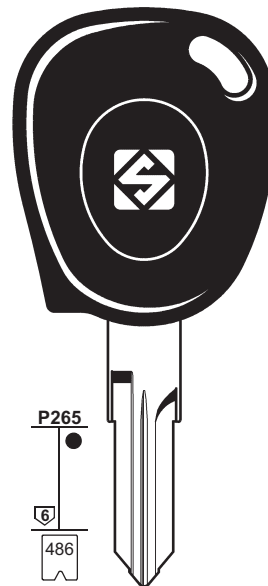
NEIMAN - VALEO



P406
●
6
122


NE72EHP
.....
M-N-P-R-S

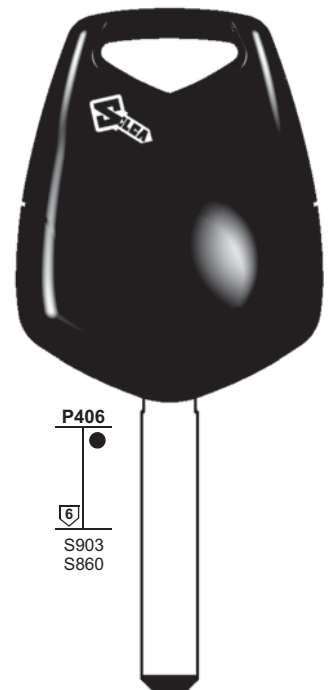
NEIMAN - VALEO



P265
●
6
486


VAC102T1
..... A/Z 0/9 1-4092
... A/Z 0/9 5001-9092
... A/Z 0/9 1-4092
... A/Z 0/9 5001-9092

VACHETTE - VALEO



P406
●
6
S903
S860

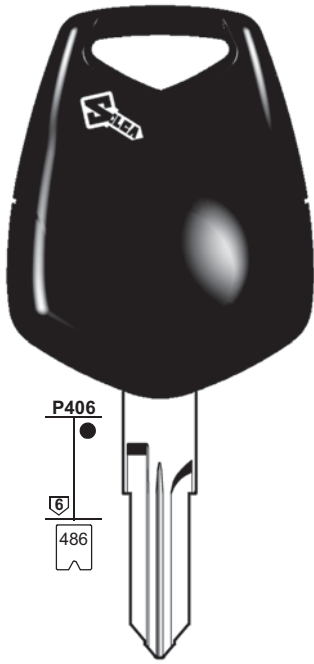

VA6EHP
..... B1085-B9547
..... 12897-A9999

VALEO

1	2	2a	3	6	71	72	42	43 44a	9b	10b 10c	12	15	A	B	C	D	
				IGNITION 													
CAR MAKE/MODEL 	FROM 1995 	TO 2010 	SILCA REF. Ref.	TRANSP. TYPE 	ID FAST COPY PLUS RW4 PLUS	COPY FAST COPY PLUS RW4 PLUS	ID FAST COPY RW4	COPY FAST COPY RW4	ID RW3	COPY RW3	STP 						
PROTON																	
415	1996	1998	PO1REH2	TEXAS	4C	Y	4C	Y	4C	Y			⇐	⇐	⇐	⇐	
415	1996	1998	PO1RT4	TEXAS	4C		4C		4C			S10	⇐	⇐	⇐	⇐	
415	1998			TEM / CR	8C		8C		8C								
416	1996	1998	PO1REH2	TEXAS	4C	Y	4C	Y	4C	Y			⇐	⇐	⇐	⇐	
416	1996	1998	PO1RT4	TEXAS	4C		4C		4C			S10	⇐	⇐	⇐	⇐	
416	1998			TEM / CR	8C		8C		8C								
RENAULT																	
AVANTIME	2001	2003	NE73EH2	TEX / CR	60	Y	60	Y	60	PC			⇐	⇐	⇐	⇐	
AVANTIME	2001	2003	NE73T16	TEX / CR	60		60		60				⇐	⇐	⇐	⇐	
CLIO	1995	2001	NE73T5	PH	33	Y	33	Y	33	Y			⇐	⇐	⇐	⇐	
CLIO	1995	2001	VAC102T1	PH	33	Y	33	Y	33	Y			⇐	⇐	⇐	⇐	
CLIO	2001	2005		PH / CR2	46		46		46				⇐	⇐	⇐	⇐	
CLIO	2001	2005	NE72EHP	PH / CR2	46	Y	46	P-BOX	46				⇐	⇐		⇐	
CLIO	2006			PH / CR2	46		46		46				⇐	⇐		⇐	
CLIO	2006		VA6EHP	PH / CR2	46	Y	46	P-BOX	46				⇐	⇐		⇐	
COACH	1995		NE73										⇐	⇐		⇐	
COACH	1995		NE73DP										⇐	⇐		⇐	
ESPACE	1997		NE73T5	PH	33	Y	33	Y	33	Y			⇐	⇐	⇐		
KANGOO	1998	2001	VAC102T1	PH	33	Y	33	Y	33	Y			⇐	⇐	⇐	⇐	
KANGOO	2002			PH / CR2	46		46		46				⇐	⇐	⇐	⇐	

PER: 
FOR:

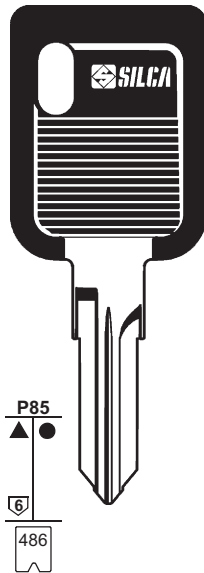
RENAULT



P406


6
486

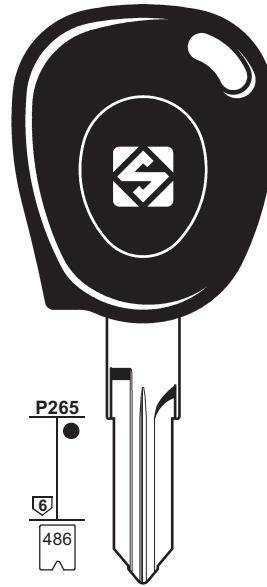

VAC102EHP
..... A/Z 0/9 1-4092
..... A/Z 0/9 5001-9092
..... A/Z 0/9 1-4092
..... A/Z 0/9 5001-9092



P85


6
486

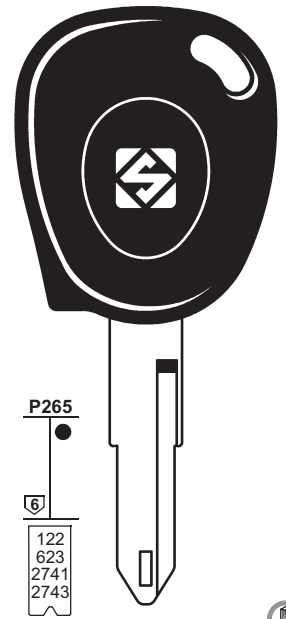

VAC102DP
..... A/Z 0/9 1-4092
..... A/Z 0/9 5001-9092
..... A/Z 0/9 1-4092
..... A/Z 0/9 5001-9092



P265


6
486


VAC102T1
..... A/Z 0/9 1-4092
..... A/Z 0/9 5001-9092
..... A/Z 0/9 1-4092
..... A/Z 0/9 5001-9092



P265

6
122
623
2741
2743


NE73T5
..... 1/9 ... A/Z
..... 1/9 ... A/Z
..... 1/9 ... A/Z
..... 1/9 ... A/Z
..... 1/9 ... A/Z
..... 0/90/9
..... 1/9 ... A/Z
..... 1/9 ... A/Z/A/Z


NE73T16
..... 0/90/9 MNPRS


NE73T8
..... 0/90/9 MNPRS

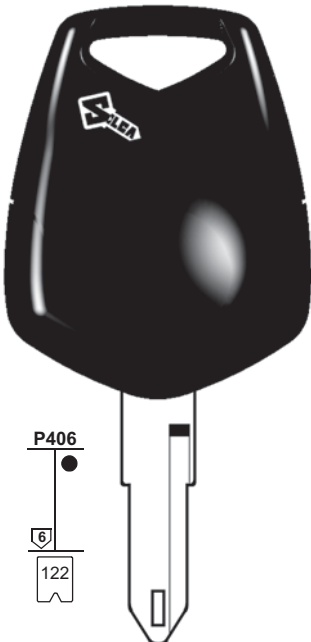
VACHETTE - VALEO

VACHETTE - VALEO

NEIMAN - VALEO

PER: 
FOR:

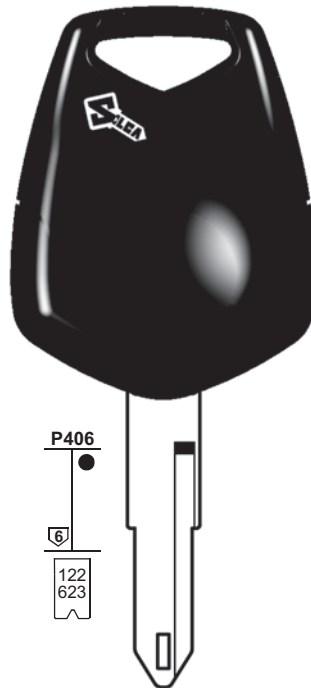
RENAULT



P406

6
122

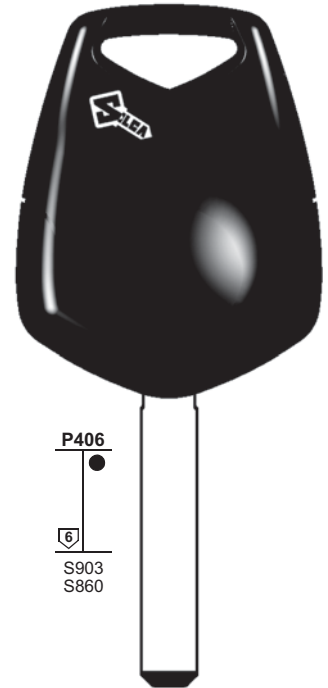

NE72EHP
..... M-N-P-R-S



P406

6
122
623


NE73EH2
..... M-N-P-R-S






















P406

6
S903
S860


VA6EHP
..... B1085-B9547
..... 12897-A9999

NEIMAN - VALEO

VALEO

1	2	2a	3	6	71	72	42	43 44a	9b	10b 10c	12	15	A	B	C	D		
				IGNITION 														
CAR MAKE/MODEL 	FROM 1995 	TO 2010 	SILCA REF.  Ref.	TRANSP. TYPE 	ID  FAST COPY PLUS RW4 PLUS	COPY  FAST COPY PLUS RW4 PLUS	ID  FAST COPY RW4	COPY  FAST COPY RW4	ID  RW3	COPY  RW3	STP 	 						
RENAULT																		
KANGOO	2002		VAC102EHP	PH / CR2	46	Y	46	P-BOX	46				↔	↔	↔	↔		
LAGUNA II	2001		SMART KEY	PH / CR2	46		46		46				↔					
LAGUNA	1994	1995	VAC102DP										↔	↔	↔	↔		
LAGUNA	1995	2000	NE73T5	PH	33	Y	33	Y	33	Y			↔	↔	↔	↔		
LAGUNA	1995	2000	VAC102T1	PH	33	Y	33	Y	33	Y			↔	↔	↔	↔		
MASTER	1998	2001	NE73T5	PH	33	Y	33	Y	33	Y	S-O		↔	↔	↔	↔		
MASTER	2002			PH / CR2	46		46		46				↔					
MASTER	2002		NE72EHP	PH / CR2	46	Y	46	P-BOX	46				↔					
MEGANE	1996	1998	NE73T5	PH	33	Y	33	Y	33	Y			↔	↔		↔		
MEGANE	1998	2000	NE73EH2	TEX / CR	64	Y	64	Y	64	PC			↔					
MEGANE	1998	2000	NE73T8	TEX / CR	64		64		64									
MEGANE	2000	2003	NE73EH2	TEX / CR	60	Y	60	Y	60	PC			↔					
MEGANE	2000	2003	NE73T16	TEX / CR	60		60		60									
MEGANE	2003		SMART KEY	PH / CR2	46		46		46									
MODUS	2004			PH / CR2	46		46		46				↔	↔		↔		
MODUS	2004		VA6EHP	PH / CR2	46	Y	46	P-BOX	46				↔	↔		↔		
SAFRANE	1995	2001	NE73T5	PH	33	Y	33	Y	33	Y			↔	↔	↔	↔		
SAFRANE	1995	2001	VAC102T1	PH	33	Y	33	Y	33	Y			↔	↔	↔	↔		
TRAFIC	2002			PH / CR2	46		46		46				↔	↔	↔	↔		
TRAFIC	2002		NE72EHP	PH / CR2	46	Y	46	P-BOX	46				↔	↔	↔	↔		

PER: 
FOR:

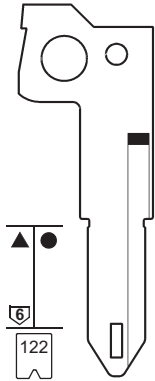
RENAULT



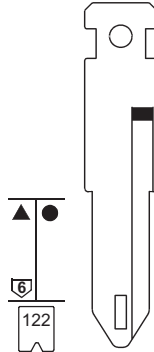
Green head
Testa verde



..... 1/9-1/9
..... 1/9-1/9
..... 1/9 . . . A/Z
..... 1/9 . . . A/Z
M-N-P-R-S



.. 1/9
1/9 A/Z
1/9 A/Z
.. 1/9 A/Z
.. 1/9 A/Z
..... 1/9 . . . A/Z
..... 1/9 . . . A/Z
..... 1/9 . . . A/Z
..... 0/9 0/9
M-N-P-R-S



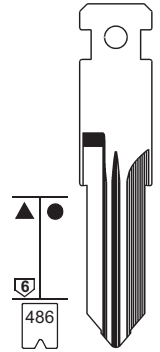
.. 1/9
1/9 A/Z
1/9 A/Z
.. 1/9 A/Z
.. 1/9 A/Z
..... 1/9 . . . A/Z
..... 1/9 . . . A/Z
..... 0/9 0/9
M-N-P-R-S



.....
M-N-P-R-S



..... A/Z 0/9 1-4092
..... A/Z 0/9 5001-9092
..... A/Z 0/9 1-4092
..... A/Z 0/9 5001-9092



..... A/Z 0/9 1-4092
..... A/Z 0/9 5001-9092
..... A/Z 0/9 1-4092
..... A/Z 0/9 5001-9092



NE72GP



NE73-BI



NE73-CI



VA3-I



VAC102-BI



VAC102-CI



NEIMAN - VALEO



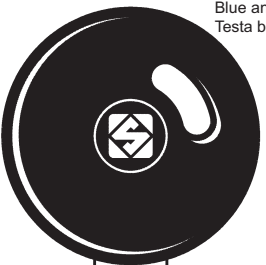
NEIMAN - VACHETTE - VALEO



VACHETTE - VALEO

PER: 
FOR:

RENAULT



Blue and green head
Testa blu e verde



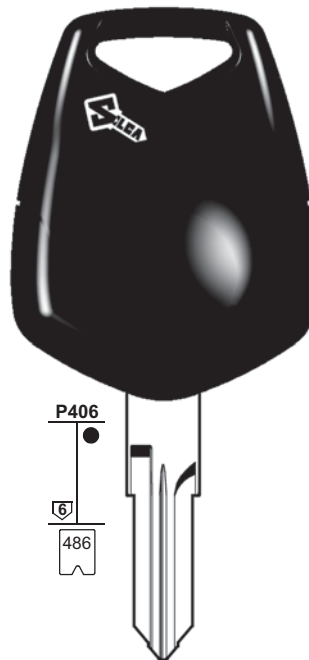
VAC102GP
..... A/Z 0/9 1-4092
..... A/Z 0/9 5001-9092
..... A/Z 0/9 1-4092
..... A/Z 0/9 5001-9092

VACHETTE



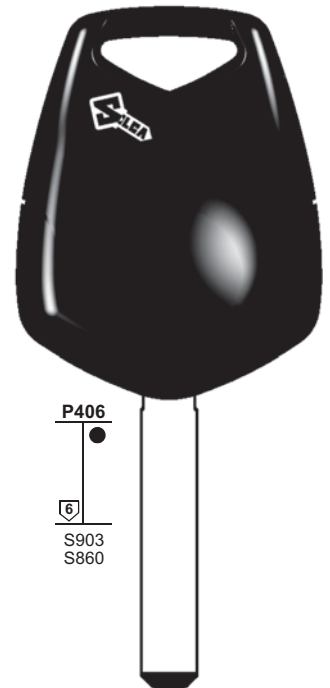
VAC102T1
..... A/Z 0/9 1-4092
..... A/Z 0/9 5001-9092
..... A/Z 0/9 1-4092
..... A/Z 0/9 5001-9092

VACHETTE - VALEO



VAC102EHP
..... A/Z 0/9 1-4092
..... A/Z 0/9 5001-9092
..... A/Z 0/9 1-4092
..... A/Z 0/9 5001-9092

VACHETTE - VALEO

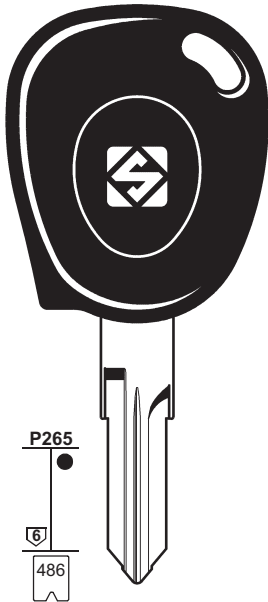



VA6EHP
..... B1085-B9547
..... 12897-A9999

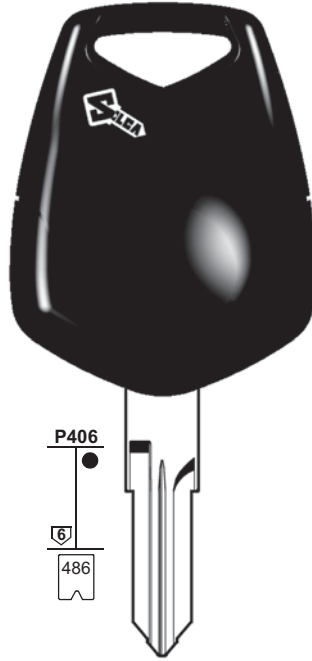
VALEO


PER: 
FOR:

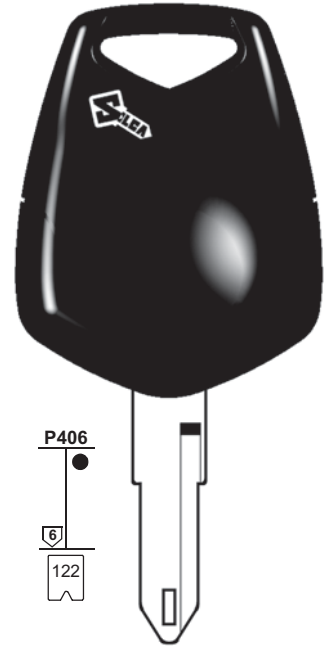
RENAULT DACIA




VAC102T32
..... A/Z 0/9 1-4092
..... A/Z 0/9 5001-9092
..... A/Z 0/9 1-4092
..... A/Z 0/9 5001-9092




VAC102EHP
..... A/Z 0/9 1-4092
..... A/Z 0/9 5001-9092
..... A/Z 0/9 1-4092
..... A/Z 0/9 5001-9092




NE72EHP
..... M-N-P-R-S

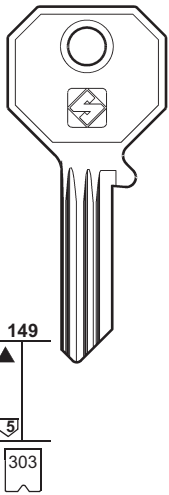
VACHETTE - VALEO

NEIMAN - VALEO

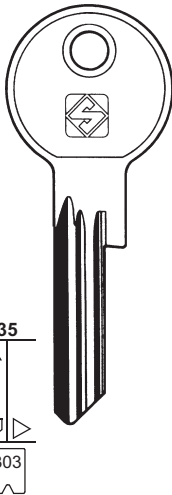
PER: 
FOR:

ROLLS ROYCE

ROVER



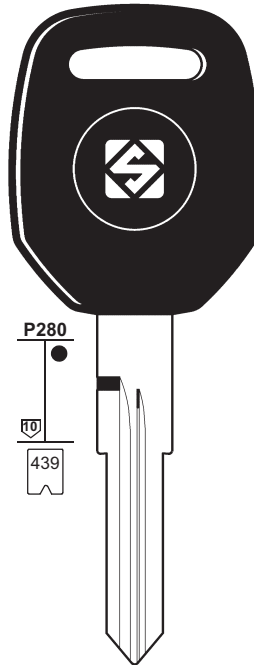

RR1
BHM ... 501-597




RR2
BHL ... 501-597

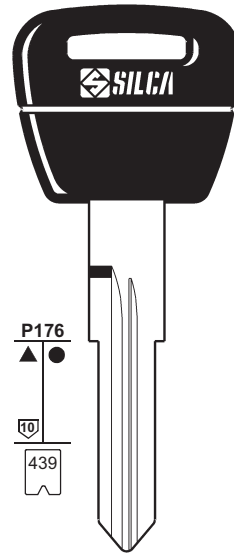



RR2P
BHL ... 501-597

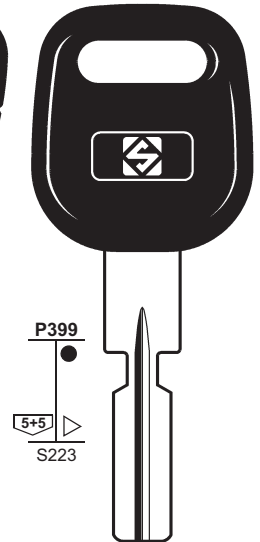



NE77RT2
R ...
6001-8000

NEIMAN - VALEO




















NE77RDP
R ...
6001-8000




HU109FP
..... 1-6000

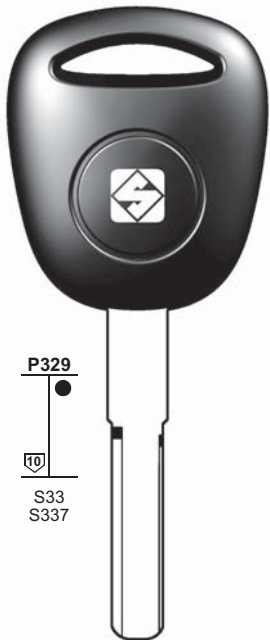
HUF

1	2	2a	3	6	71	72	42	43 44a	9b	10b 10c	12	15	A	B	C	D
<p>IGNITION</p> 																
CAR MAKE/MODEL	FROM	TO	SILCA REF.	TRANSP. TYPE	ID	COPY	ID	COPY	ID	COPY	STP					
	1995	2010	 Ref.		 FAST COPY PLUS RW4 PLUS	 FAST COPY PLUS RW4 PLUS	 FAST COPY RW4	 FAST COPY RW4	 RW3	 RW3						
RENAULT-DACIA																
LOGAN	2006		VAC102T32	PH / CR2	46		46		46				⇐	⇐		⇐
LOGAN	2006		VAC102EHP	PH / CR2	46	Y	46	P-BOX	46				⇐	⇐		⇐
SANDERO	2008			PH / CR2	46		46		46				⇐	⇐		⇐
SANDERO	2008		VAC102EHP	PH / CR2	46	Y	46	P-BOX	46				⇐	⇐		⇐
SOLENZA	1998	2000		PH	33		33		33				⇐	⇐	⇐	⇐
SYMBOL	2010			PH / CR2	46		46		46				⇐			⇐
SYMBOL	2010		NE72EHP	PH / CR2	46	Y	46	P-BOX	46				⇐			⇐
ROLLS ROYCE																
ALL MODELS	1997												⇐	⇐		⇐
SOME MODELS	1995		RR2										⇐	RR1		⇐
SOME MODELS	1995		RR2P										⇐	RR1		⇐
ROVER																
25	2000		NE77RDP										⇐	⇐	⇐	⇐
45	2000			PH	73		73		73							
75	2004			PH	73		73		73				⇐	⇐		
400	1997	1998	NE77RT2	PH	33	Y	33	Y	33	Y			⇐	⇐	⇐	⇐
416	1995		NE77RDP										⇐	⇐	⇐	⇐
600	1998		NE77RT2	PH	33	Y	33	Y	33	Y			⇐	⇐	⇐	⇐
618	1996		NE77RT2	PH	33	Y	33	Y	33	Y			⇐	⇐	⇐	⇐
620	1995	1996	NE77RDP										⇐	⇐	⇐	⇐
620	1996		NE77RT2	PH	33	Y	33	Y	33	Y			⇐	⇐	⇐	⇐
800	1997	1998	NE77RT2	PH	33	Y	33	Y	33	Y			⇐	⇐	⇐	⇐
ALL MODELS	1998			PH	73		73		73							
SOME MODELS	1998		HU109FP										⇐	⇐	⇐	⇐


PER: 
FOR:

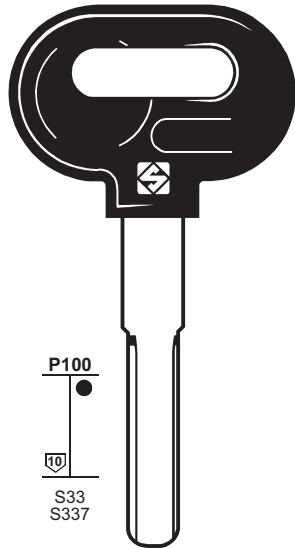
SAAB

SATURN (GM)




P329
S33
S337

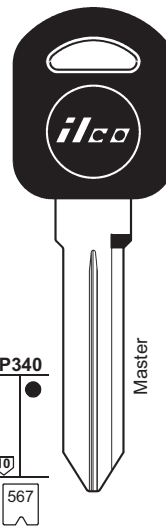

YM30T5
2S 0001-2675
BC 0001-2865




P100
S33
S337

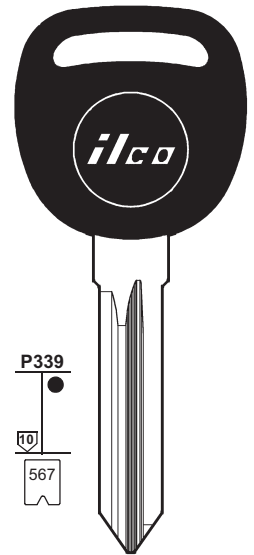

YM30P
2S 0001-2675
BC 0001-2865

YMOS



P340
Master
567


B97-PT
H 1-3988
..... 1-1988
..... S000A-S711K
O 5000-6999



P339
567

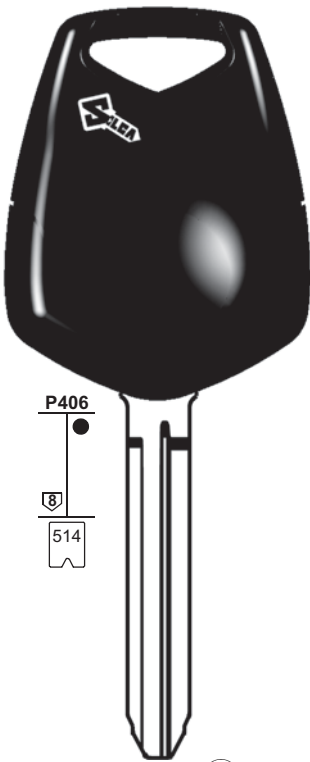

B111-PT
G 0-3631

BRIGGS & STRATTON - GENERAL MOTORS

PER: 
FOR:

SCION

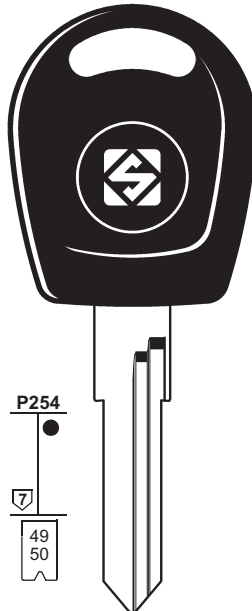
SEAT



P406
514


TOY43EH2
..... 10001-15000

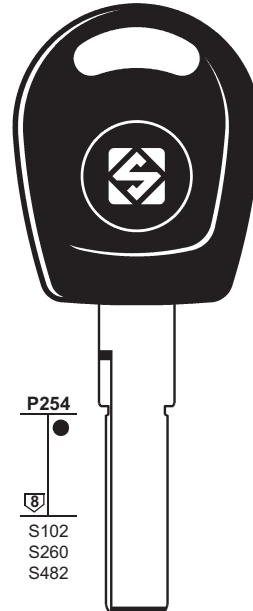
TOYOTA



P254
49
50


HU49T5
AH
1-8154
1001-9282


HUF - WITTE




P254
S102
S260
S482


HU66T5
..... 1-2000

HUF - WITTE

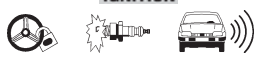


















HU66T28
..... 1-2000
1ATS 00001-17850


HU66T23
..... 1-2000


HU66T15
..... 1-2000
1ATS 00001-17850

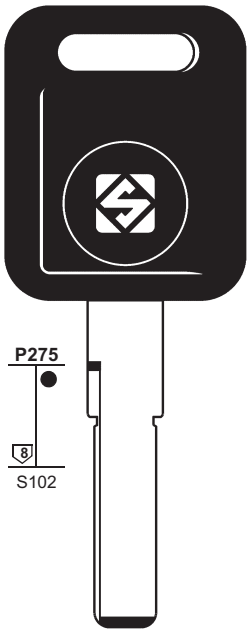

HU66T10
..... 1-2000


HU66T6
..... 1-2000

1	2	2a	3	6	71	72	42	43 44a	9b	10b 10c	12	15	A	B	C	D			
				IGNITION 															
CAR MAKE/MODEL 	FROM 1995 	TO 2010 	SILCA REF.  Ref.	TRANSP. TYPE 	ID  FAST COPY PLUS RW4 PLUS	COPY  FAST COPY PLUS RW4 PLUS	ID  FAST COPY RW4	COPY  FAST COPY RW4	ID  RW3	COPY  RW3	STP 								
SAAB																			
9-3	1998	2003	YM30T5	MEG	13	Y	13	Y	13	Y			↔	↔		↔			
9-3	1998			SAAB	8D		8D		8D										
9-5	1998	2003	YM30T5	MEG	13	Y	13	Y	13	Y			↔	↔		↔			
9-5	1998			SAAB	8D		8D		8D										
9-7 (USA)	2006	2008		MEG	13		13		13				↔	↔	↔	↔			
900	1997		YM30P										↔	↔					
9000	1997		YM30P										↔	↔					
SATURN (GM)																			
ASTRA	2008		B111-PT	PH / CR2	46		46		46				↔	↔					
AURA	2007		B111-PT	PH / CR2	46		46		46			A	↔	↔		↔			
OUTLOOK	2007		B111-PT	PH / CR2	46		46		46			A	↔	↔		↔			
RELAY	2005	2007	B97-PT	MEG	13		13		13			A	↔	↔	↔	↔			
SKY	2007		B111-PT	PH / CR2	46		46		46			A	↔	↔		↔			
VUE	2007	2009		PH / CR2	46		46		46				↔	↔	↔	↔			
SCION																			
tC	2005	2008	TOY43EH2	TEX / CR	XX	Y	XX	Y	XX	PC			↔	↔					
tC	2005	2008		TEX / CR	XX		XX		XX				↔	↔					
xA	2004	2007	TOY43EH2	TEX / CR	XX	Y	XX	Y	XX	PC			↔	↔					
xA	2004	2007		TEX / CR	XX		XX		XX				↔	↔					
xB	2004	2008	TOY43EH2	TEX / CR	XX	Y	XX	Y	XX	PC			↔	↔					
xB	2004	2008		TEX / CR	XX		XX		XX				↔	↔					
xD	2008		TOY43EH2	TEX / CR	XX	Y	XX	Y	XX	PC			↔	↔					
xD	2008			TEX / CR	XX		XX		XX				↔	↔					
SEAT																			
ALHAMBRA	1996	1998	HU66T5	PH	33	Y	33	Y	33	Y	S-V		↔	↔		↔			
ALHAMBRA	1998	2000	HU66T10	PH / CR	42	Y	42	Y	42	ID			↔	↔		↔			
ALHAMBRA	2000		HU66T15	PH / CR	4W		4W		44	ID			↔	↔		↔			
ALHAMBRA	2000		HU66T28	PH / CR	4W	RD	4W	RD	44	ID			↔	↔		↔			
ALTEA XL	2006		HU66T23	MEG / CR	A3		A3		48				↔	↔		↔			
ALTEA	2004		HU66T23	MEG / CR	A3		A3		48				↔	↔		↔			
ALTEA	2004	2005	HU66T6	MEG / CR	48		48		48				↔	↔		↔			
AROSA	1997	1999	HU66T5	PH	33	Y	33	Y	33	Y	S-V		↔	↔	↔	↔			
AROSA	1999	2001	HU66T10	PH / CR	42	Y	42	Y	42	ID			↔	↔	↔	↔			
AROSA	2001	2005	HU66T15	PH / CR	4W		4W		44	ID			↔	↔	↔	↔			
AROSA	2001	2005	HU66T28	PH / CR	4W	RD	4W	RD	44	ID			↔	↔	↔	↔			
CORDOBA	1995	1998	HU49T5	PH	33	Y	33	Y	33	Y	S-V		↔	↔	↔	↔			
CORDOBA	1999	2002	HU66T10	PH / CR	42	Y	42	Y	42	ID			↔	↔	↔	↔			
CORDOBA	2002		HU66T6	MEG / CR	48		48		48				↔	↔	↔	↔			
IBIZA	1995	1998	HU49T5	PH	33	Y	33	Y	33	Y	S-V		↔	↔	↔	↔			
IBIZA	1998	2002	HU66T10	PH / CR	42	Y	42	Y	42	ID			↔	↔	↔	↔			
IBIZA	2002		HU66T6	MEG / CR	48		48		48				↔	↔	↔	↔			
INCA	1996	1998	HU49T5	PH	33	Y	33	Y	33	Y	S-V		↔	↔	↔	↔			
INCA	1998	2000	HU66T10	PH / CR	42	Y	42	Y	42	ID			↔	↔		↔			
INCA	2000	2003	HU66T15	PH / CR	4W		4W		44	ID			↔	↔		↔			
INCA	2000	2003	HU66T28	PH / CR	4W	RD	4W	RD	44	ID			↔	↔		↔			
LEON	2000	2005	HU66T6	MEG / CR	48		48		48				↔	↔		↔			
LEON	2005		HU66T23	MEG / CR	A3		A3		48				↔	↔		↔			
MARBELLA	1997	1998	HU49T5	TEMIC	11	Y	11	Y	11	Y	T-F		↔	↔	↔				
TOLEDO	1995	1999	HU49T5	PH	33	Y	33	Y	33	Y	S-V		↔	↔	↔	↔			
TOLEDO	1997	1999	HU66T5	MEG	13	Y	13	Y	13	Y			↔	↔	↔	↔			
TOLEDO	2000	2004	HU66T6	MEG / CR	48		48		48				↔	↔		↔			
TOLEDO	2005		HU66T23	MEG / CR	A3		A3		48				↔	↔		↔			

PER: 
FOR:

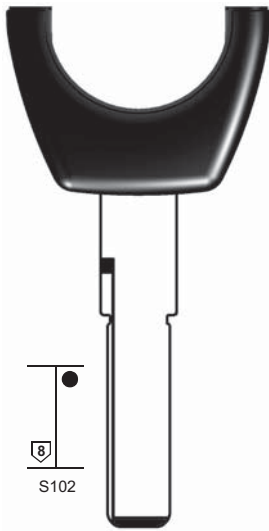
SKODA



HU66AT5
..... 1-2000
1ATS00001-17850

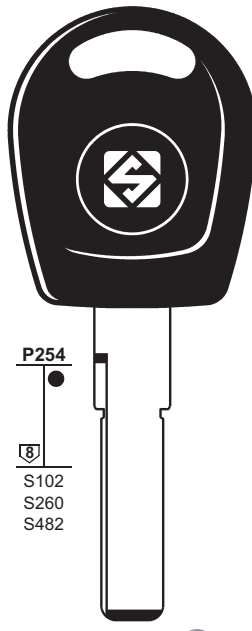
HU66AT6
..... 1-2000
1ATS00001-17850

HUF - WITTE



HU66CT5
..... 1-2000

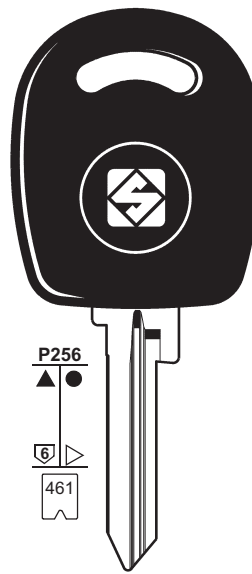
HUF - WITTE



HU66T6
..... 1-2000

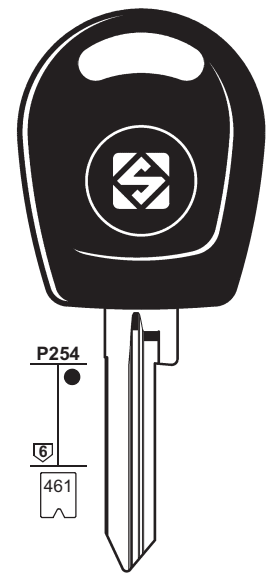
HU66T26
1ATS 00001-17850

HUF - WITTE



SK22RBP
4AB
1-2780

FAB

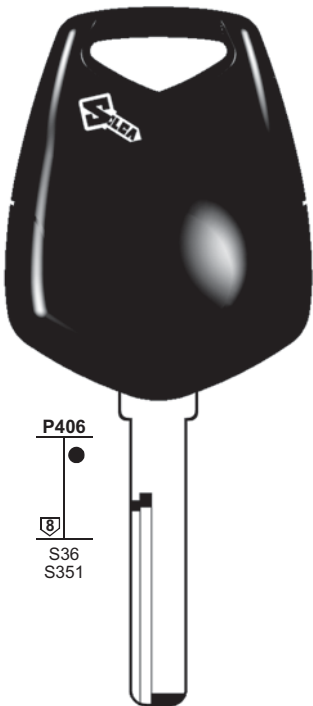


SK22RT1
4AE
1-2780

FAB - HUF

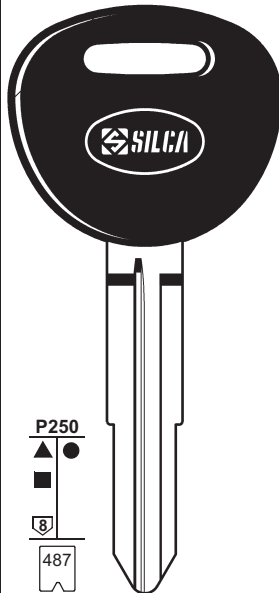
PER: 
FOR: **SMART**

SSANGYONG



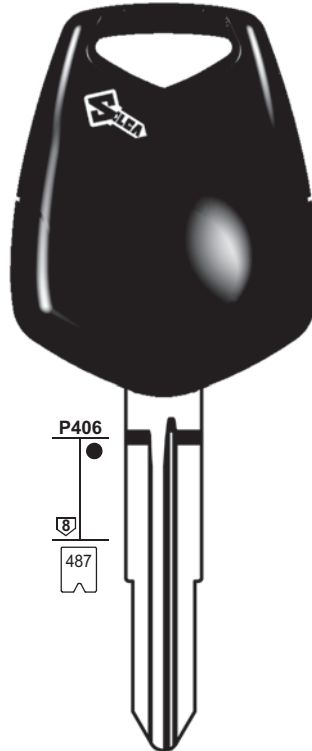
HU56REHP
DH
1-4000
6001-8000

HUF

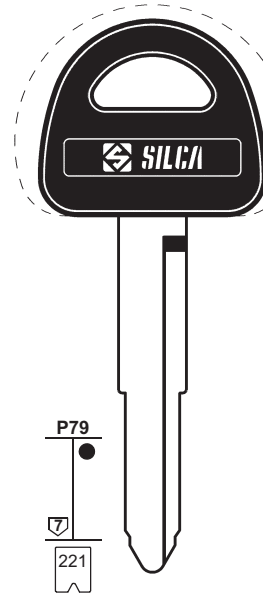


HYN10BP
R 1-1000
K 1-1000

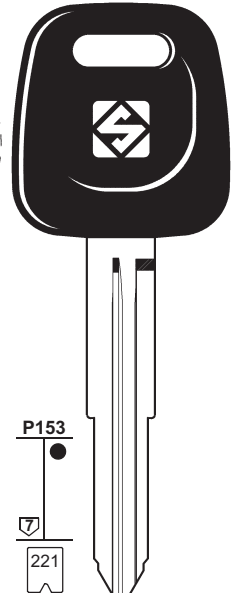
HYUNDAI



SSY3EH2
K 0001-1000



SSY1P
..... 2001-3000



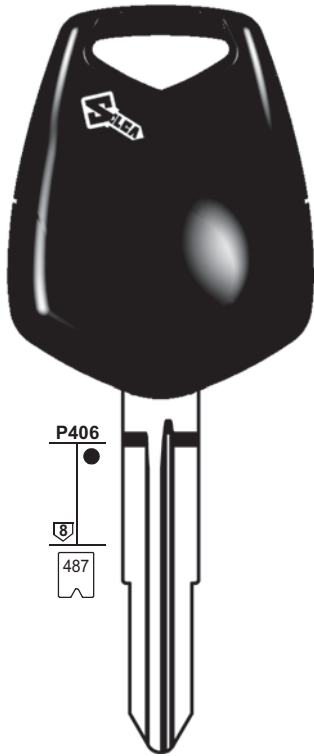
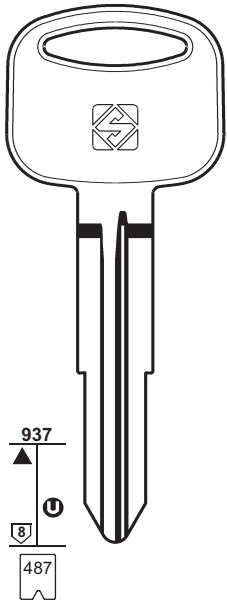
SSY2AP
H 1001-2000
S 1-2000

1	2	2a	3	6	71	72	42	43 44a	9b	10b 10c	12	15	A	B	C	D	
					IGNITION 												
CAR MAKE/MODEL 	FROM 1995 	TO 2010 	SILCA REF. Ref.	TRANSP. TYPE 	ID FAST COPY PLUS RW4 PLUS	COPY FAST COPY PLUS RW4 PLUS	ID FAST COPY RW4	COPY FAST COPY RW4	ID RW3	COPY RW3	STP 						
SKODA																	
FABIA	2000		HU66AT6	MEG / CR	48		48		48				⇐	⇐			
FELICIA	1995	1996	SK22RBP										⇐	⇐	⇐	⇐	
FELICIA	1996	1998	SK22RT1	PH	33	Y	33	Y	33	Y	S-V		⇐	⇐	⇐	⇐	
FELICIA	1998	1999	HU66AT5	PH	33	Y	33	Y	33	Y	S-V		⇐	⇐	⇐		
FELICIA	1998	1999	HU66CT5	PH	33	Y	33	Y	33	Y	S-V		⇐	⇐	⇐		
FELICIA	1999		HU66AT6	MEG / CR	48		48		48				⇐	⇐			
OCTAVIA	1997	2001	HU66AT5	MEG	13	Y	13	Y	13	Y	Meg		⇐	⇐	⇐	⇐	
OCTAVIA	1997	2001	HU66CT5	MEG	13	Y	13	Y	13	Y	Meg		⇐	⇐	⇐		
OCTAVIA	2001	2004	HU66T6	MEG / CR	48		48		48				⇐	⇐	⇐	⇐	
OCTAVIA	2004		HU66T26	MEG / CR	A4		A4		48				⇐	⇐	⇐	⇐	
PICK-UP	1995	1996	SK22RBP										⇐	⇐	⇐	⇐	
PICK-UP	1996	1998	SK22RT1	PH	33	Y	33	Y	33	Y	S-V		⇐	⇐	⇐	⇐	
PICK-UP	1998		HU66AT5	PH	33	Y	33	Y	33	Y	S-V		⇐	⇐	⇐		
ROOMSTER SCOUT	2007		HU66T26	MEG / CR	A4		A4		48				⇐	⇐		⇐	
ROOMSTER	2006		HU66T26	MEG / CR	A4		A4		48				⇐	⇐		⇐	
SUPERB	2002		HU66T6	MEG / CR	48		48		48				⇐	⇐			
SMART																	
FORFOUR	2004	2006	HU56REHP	PH / CR2	46	Y	46	P-BOX	46				⇐	⇐		⇐	
SSANGYONG																	
ACTYON	2007			TEX / CR	60		60		60				⇐	⇐		⇐	
ACTYON	2007		SSY3EH2	TEX / CR	60	Y	60	Y	60	PC			⇐	⇐		⇐	
FAMILY	1995		SSY1P										⇐	⇐	⇐	⇐	
KORANDO	1995		SSY1P										⇐	⇐	⇐	⇐	
KORANDO	2000		HYN10BP										⇐	⇐	⇐	⇐	
KYRON	2005			TEX / CR	60		60		60				⇐	⇐	⇐	⇐	
KYRON	2005		SSY3EH2	TEX / CR	60	Y	60	Y	60	PC			⇐	⇐	⇐	⇐	
MUSSO	1995		SSY2AP										⇐	⇐	⇐	⇐	
REXTON	2006			TEX / CR	60		60		60				⇐	⇐		⇐	

PER: 
FOR:

SSANGYONG

SUBARU



SSY3

K 0001-1000



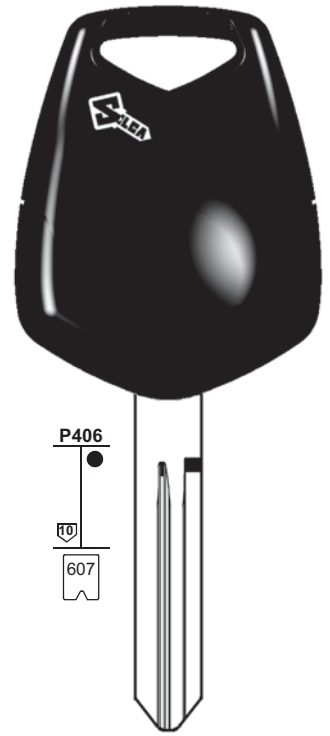
SSY3EH2

K 0001-1000




NSN19T21
..... 1-22185
..... 30001-37850


NSN19T13
..... 30001-37850

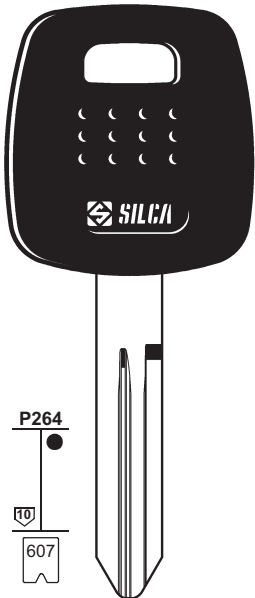



NSN19EH2
..... 30001-37850

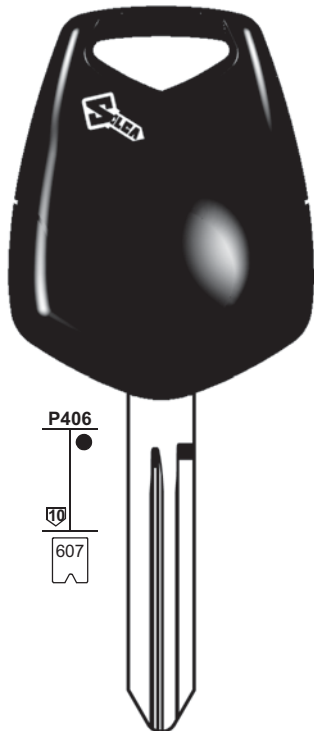
NISSAN

PER: 
FOR:

SUBARU

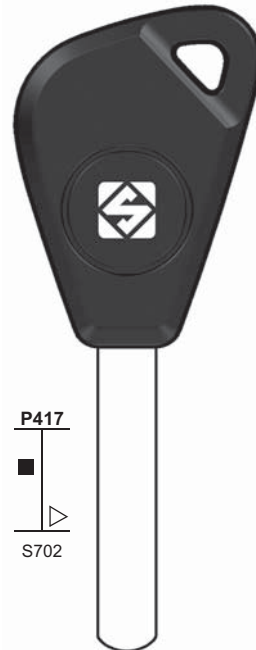



NSN14T13
..... 1-22185
..... 30001-37850



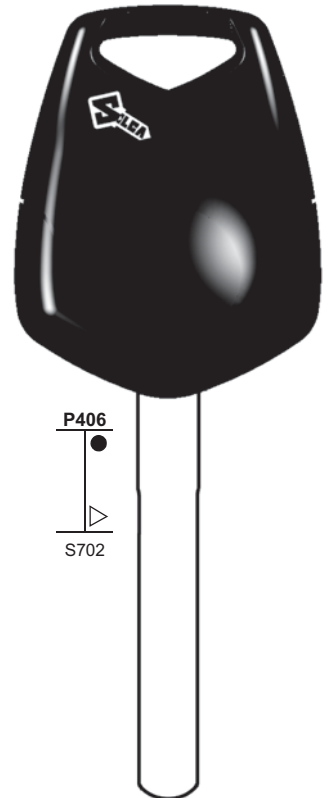

NSN14EH2
..... 1-22185
..... 30001-37850

NISSAN






















DAT17T21
T 1-3000

NISSAN



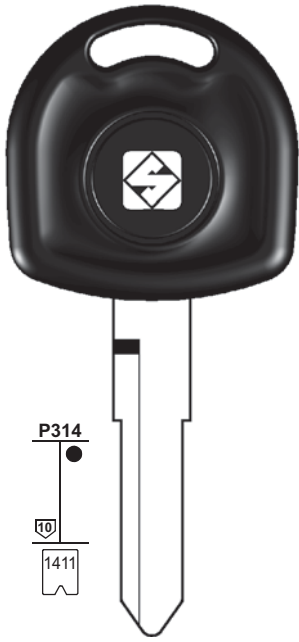

DAT17EH2
T 1-3000

NISSAN

1	2	2a	3	6	71	72	42	43 44a	9b	10b 10c	12	15	A	B	C	D
<p style="text-align: center;">IGNITION</p> <p style="text-align: center;">  </p>																
CAR MAKE/MODEL 	FROM 1995 	TO 2010 	SILCA REF.  Ref.	TRANSP. TYPE 	ID  FAST COPY PLUS RW4 PLUS	COPY  FAST COPY PLUS RW4 PLUS	ID  FAST COPY RW4	COPY  FAST COPY RW4	ID  RW3	COPY  RW3	STP 					
SSANGYONG																
REXTON	2006		SSY3EH2	TEX / CR	60	Y	60	Y	60	PC			↔	↔		↔
SOME MODELS			SSY3										↔	↔	↔	↔
SUBARU																
B9 TRIBECA	2005	2007	NSN19T21	TEX / CR	62		62		62				↔	↔	↔	↔
B9 TRIBECA	2005	2007	NSN19EH2	TEX / CR	62	Y	62	Y	62	PC			↔	↔	↔	↔
B9 TRIBECA	2007		DAT17T21	TEX / CR	62		62		62				↔	↔		↔
B9 TRIBECA	2007		DAT17EH2	TEX / CR	62	Y	62	Y	62	PC			↔	↔		↔
BAJA	2005	2007	NSN19T21	TEX / CR	62		62		62				↔			
BAJA	2005	2007	NSN19EH2	TEX / CR	62	Y	62	Y	62	PC			↔			
FORESTER (AUS)	1998	2004	NSN19T13	TEX / CR	60		60		60				↔	↔	↔	↔
FORESTER (AUS)	1998	2004	NSN19EH2	TEX / CR	60	Y	60	Y	60	PC			↔	↔	↔	↔
FORESTER	1998	2003	NSN14T13	TEX / CR	60		60		60				↔	↔	↔	↔
FORESTER	1998	2003	NSN14EH2	TEX / CR	60	Y	60	Y	60	PC			↔	↔	↔	↔
FORESTER	2004	2007	NSN19T21	TEX / CR	62		62		62				↔	↔	↔	↔
FORESTER	2004	2007	NSN19EH2	TEX / CR	62	Y	62	Y	62	PC			↔	↔	↔	↔
FORESTER	2008		DAT17T21	TEX / CR	62		62		62				↔			
FORESTER	2008		DAT17EH2	TEX / CR	62	Y	62	Y	62	PC			↔			

PER: 
FOR:

SUBARU



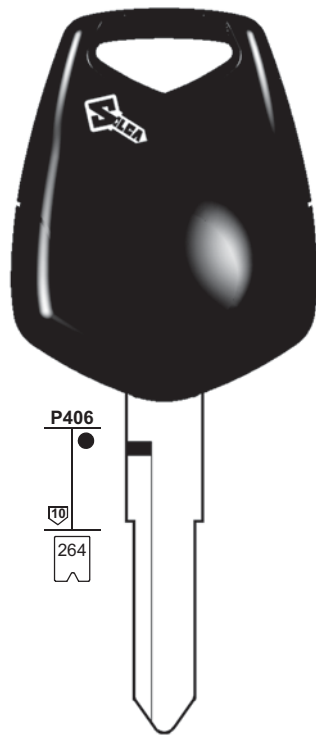
P314

10
1411



HU87RT18

.....
50001-51308
U 1-2000



P406

10
264



HU87REH2

.....
50001-51308
U 1-2000



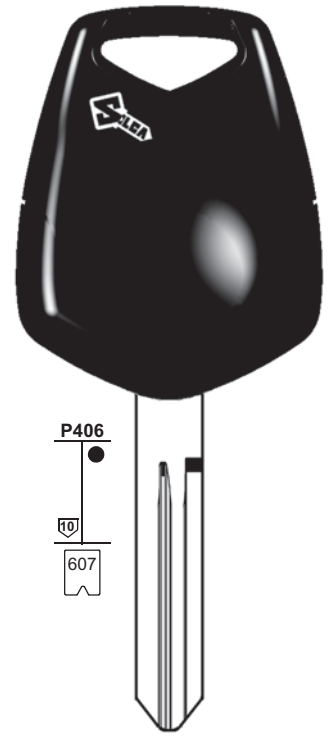
P264

10
607



NSN19T13

..... 30001-37850



P406

10
607



NSN19EH2

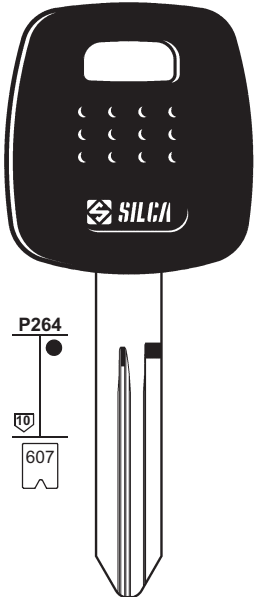
..... 30001-37850

HUF

NISSAN

PER: 
FOR:

SUBARU



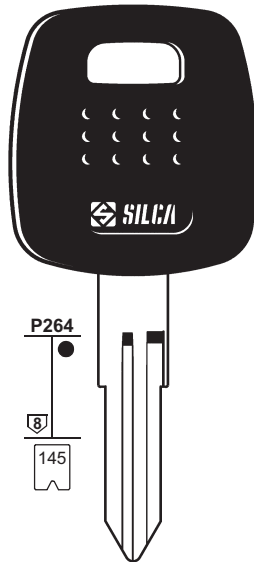
P264

10
607



NSN14T13

..... 1-22185
..... 30001-37850



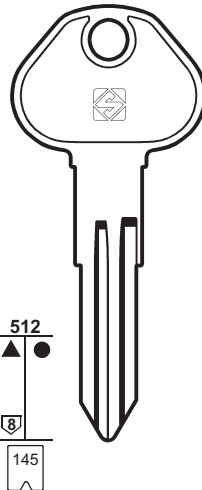
P264

8
145



NSN11T2

X 1-8000
X 8001-9000



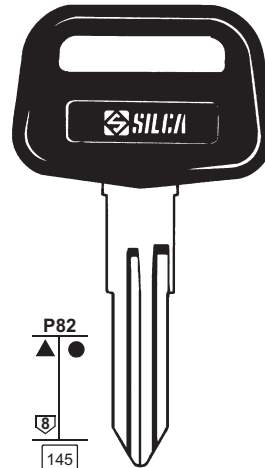
512

8
145



DAT12

X 1-8000
X 8001-9000



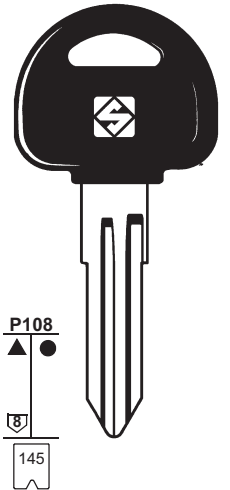
P82

8
145



DAT12BP

X 1-8000
X 8001-9000



P108

8
145



















DAT12CP

X 1-8000
X 8001-9000

NISSAN - VALEO

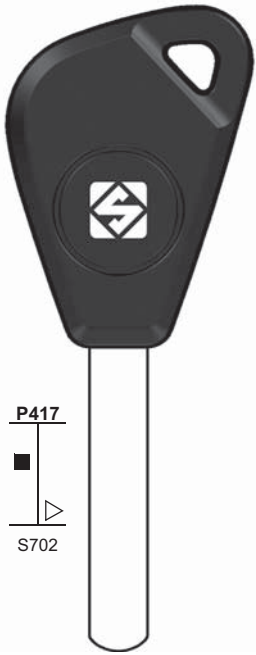
NISSAN

NISSAN

1	2	2a	3	6	71	72	42	43 44a	9b	10b 10c	12	15	A	B	C	D
<p align="center">IGNITION</p> <p align="center"></p>																
CAR MAKE/MODEL	FROM	TO	SILCA REF.	TRANSP. TYPE	ID	COPY	ID	COPY	ID	COPY	STP					
	1995	2010	 Ref.		 FAST COPY PLUS RW4 PLUS	 FAST COPY PLUS RW4 PLUS	 FAST COPY RW4	 FAST COPY RW4	 RW3	 RW3						
SUBARU																
G3X JUSTY	2004		HU87RT18	TEX / CR	65		65		65				↔	↔	↔	↔
G3X JUSTY	2004		HU87REH2	TEX / CR	65	Y	65	Y	65	PC			↔	↔	↔	↔
IMPREZA (AUS)	1998	2004	NSN19T13	TEX / CR	60		60		60				↔	↔	↔	↔
IMPREZA (AUS)	1998	2004	NSN19EH2	TEX / CR	60	Y	60	Y	60	PC			↔	↔	↔	↔
IMPREZA	1994	1995	DAT12										↔	↔		↔
IMPREZA	1994	1995	DAT12BP										↔	↔		↔
IMPREZA	1994	1995	DAT12CP										↔	↔		↔
IMPREZA	1996	2000	NSN11T2	PH	33	Y	33	Y	33	Y			↔	↔	↔	↔
IMPREZA	1998	2003	NSN14T13	TEX / CR	60		60		60				↔	↔	↔	↔

PER: 
FOR:

SUBARU



P417

S702

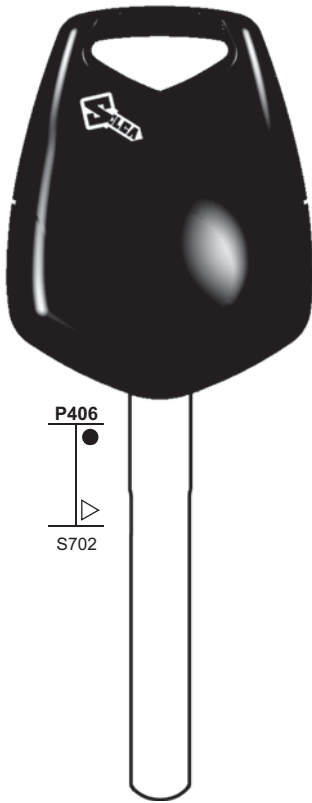


DAT17T13
T.... 1-3000



DAT17T21
T.... 1-3000

NISSAN



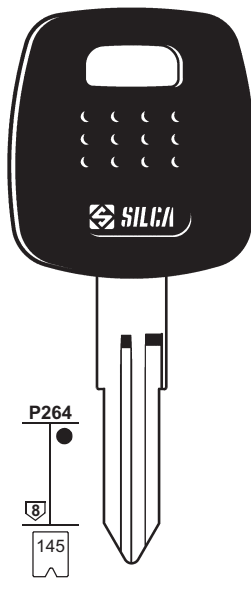
P406

S702




DAT17EH2
T.... 1-3000

NISSAN



P264

145




NSN11T2
X.... 1-8000
X.... 8001-9000

NISSAN - VALEO



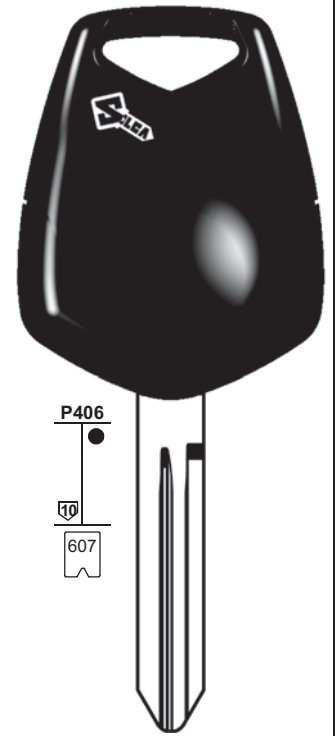
P264

607



NSN14T13
.... 1-22185
.... 30001-37850

NISSAN



P406

607

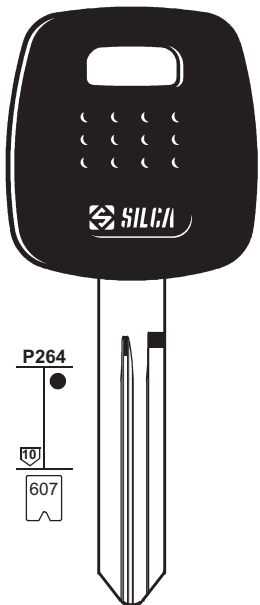


NSN14EH2
.... 1-22185
.... 30001-37850

NISSAN

PER: 
FOR:

SUBARU



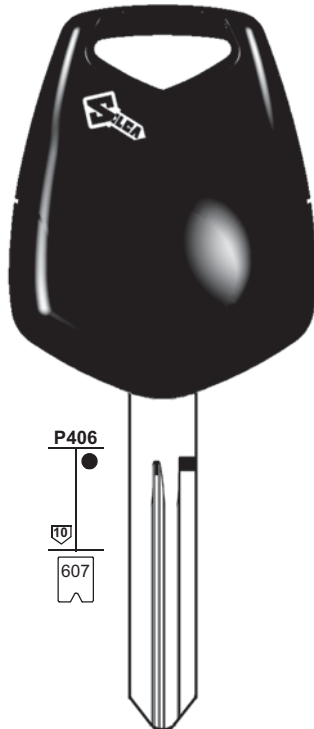
P264

607



NSN19T21
.... 1-22185
.... 30001-37850

NISSAN



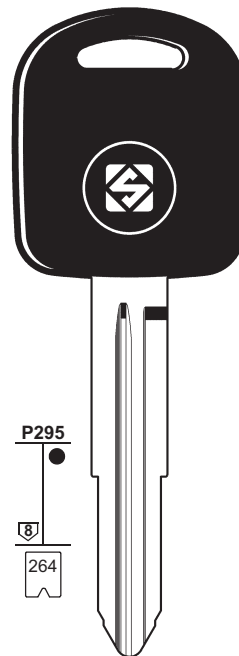
P406

607



NSN19EH2
.... 1-22185
.... 30001-37850

NISSAN



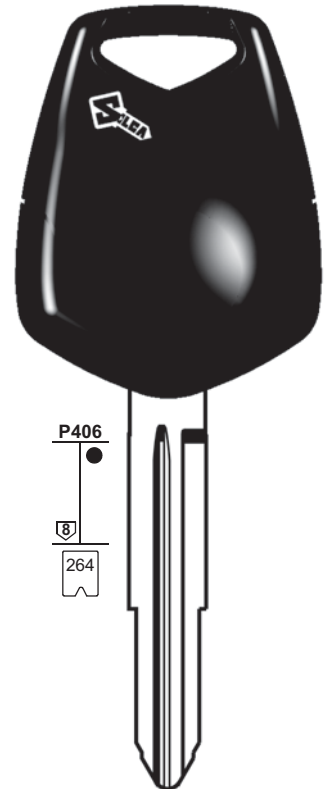
P295

264



SZ12T4
U.... 1-2000

SUZUKI



P406

264



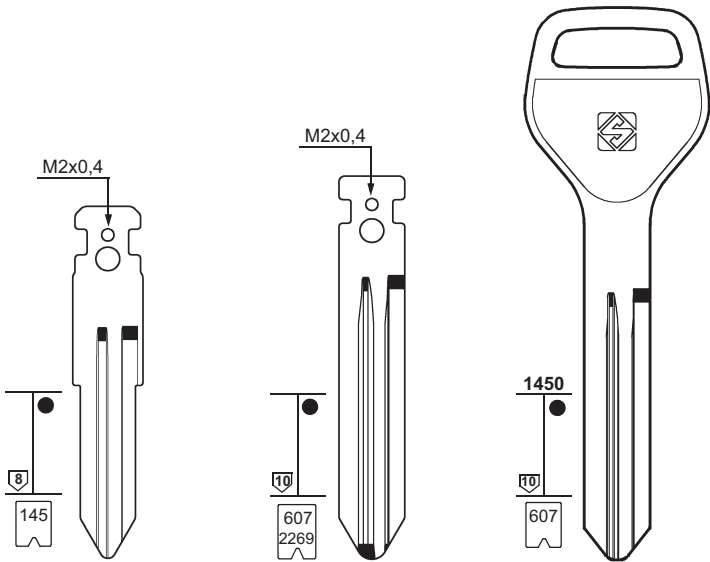
SZ12EH2
U.... 1-2000

SUZUKI

1	2	2a	3	6	71	72	42	43 44a	9b	10b 10c	12	15	A	B	C	D	
IGNITION 																	
CAR MAKE/MODEL	FROM	TO	SILCA REF.	TRANSP. TYPE	ID	COPY	ID	COPY	ID	COPY	STP						
	1995	2010	Ref.		FAST COPY PLUS RW4 PLUS	FAST COPY PLUS RW4 PLUS	FAST COPY RW4	FAST COPY RW4	RW3	RW3							
SUBARU																	
IMPREZA	1998	2003	NSN14EH2	TEX / CR	60	Y	60	Y	60	PC			↔	↔	↔	↔	
IMPREZA	2004	2007	NSN19T21	TEX / CR	62		62		62				↔	↔		↔	
IMPREZA	2004	2007	NSN19EH2	TEX / CR	62	Y	62	Y	62	PC			↔	↔	↔	↔	
IMPREZA	2007		DAT17T21	TEX / CR	62		62		62				↔	↔		↔	
IMPREZA	2007		DAT17T21	TEX / CR	62		62		62				↔	↔		↔	
JUSTY	1996	2003	SZ12T4	TEXAS	4C		4C		4C				↔	↔		↔	
JUSTY	1996	2003	SZ12EH2	TEXAS	4C	Y	4C	Y	4C	Y			↔	↔		↔	
LEGACY	1996	1998	NSN11T2	PH	33	Y	33	Y	33	Y			↔	↔	↔	↔	
LEGACY	1998	2003	NSN14EH2	TEX / CR	60	Y	60	Y	60	PC			↔	↔	↔	↔	
LEGACY	1998	2003	NSN14T13	TEX / CR	60		60		60				↔	↔	↔	↔	
LEGACY	2004		DAT17EH2	TEX / CR	60	Y	60	Y	60	PC			↔	↔	↔	↔	
LEGACY	2004		DAT17T13	TEX / CR	60		60		60				↔	↔	↔	↔	
LEGACY	2005		DAT17T21	TEX / CR	62		62		62				↔	↔	↔	↔	
LEGACY	2005		DAT17EH2	TEX / CR	62	Y	62	Y	62	PC			↔	↔	↔	↔	
LIBERTY (AUS)	1998	2003	NSN19T13	TEX / CR	60		60		60				↔	↔	↔	↔	
LIBERTY (AUS)	1998	2003	NSN19EH2	TEX / CR	60	Y	60	Y	60	PC			↔	↔	↔	↔	
OUTBACK (AUS)	1998	2003	NSN19T13	TEX / CR	60		60		60				↔	↔	↔	↔	
OUTBACK (AUS)	1998	2003	NSN19EH2	TEX / CR	60	Y	60	Y	60	PC			↔	↔	↔	↔	
OUTBACK	1996	1998	NSN11T2	PH	33	Y	33	Y	33	Y			↔	↔	↔	↔	
OUTBACK	1998	2003	NSN14T13	TEX / CR	60		60		60				↔	↔	↔	↔	
OUTBACK	1998	2003	NSN14EH2	TEX / CR	60	Y	60	Y	60	PC			↔	↔	↔	↔	
OUTBACK	2003		DAT17EH2	TEX / CR	60	Y	60	Y	60	PC			↔	↔	↔	↔	
OUTBACK	2004		DAT17T13	TEX / CR	60		60		60				↔	↔	↔	↔	
OUTBACK	2005		DAT17T21	TEX / CR	62		62		62				↔	↔	↔	↔	
OUTBACK	2005		DAT17EH2	TEX / CR	62	Y	62	Y	62	PC			↔	↔	↔	↔	

PER: 
FOR:

SUBARU



NSN11T

X 1-8000
X 8001-9000



NSN14T

. 1-22185



NSN19

. 30001-37850



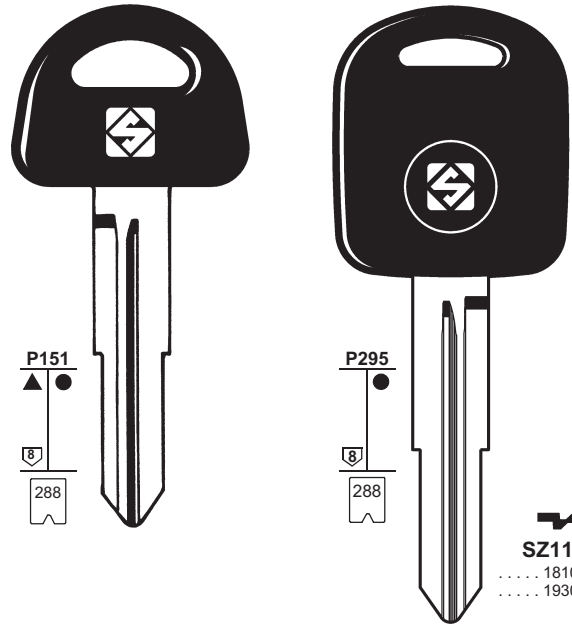
NISSAN - VALEO



NISSAN - VALEO

NISSAN

SUZUKI



SZ11RP

. 18100-19299
. 19300-19617



SZ11T18

. 18100-19299



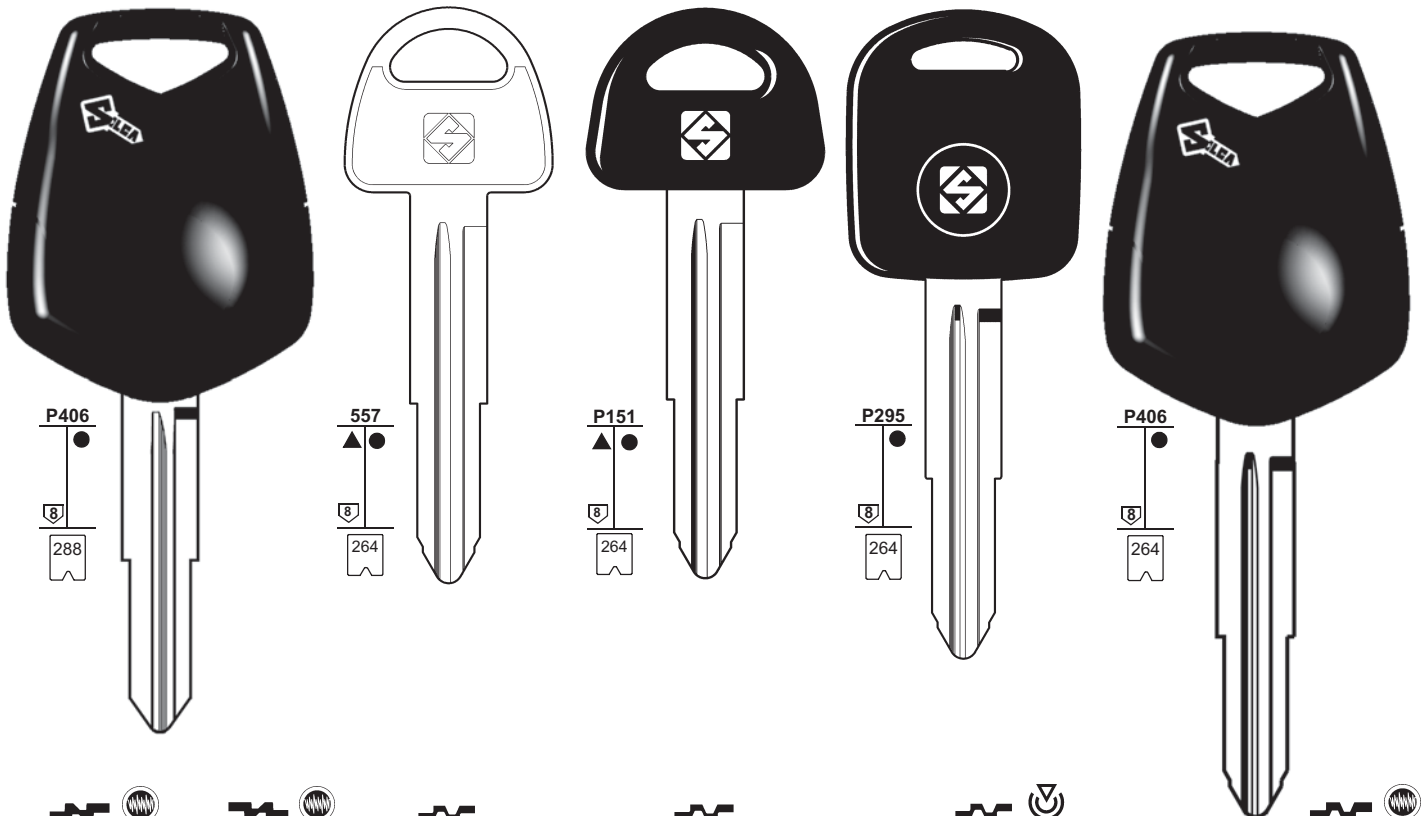
SZ11RT18

. 18100-19299
. 19300-19617

SZ11RT4
. 18100-19299
. 19300-19617

PER: 
FOR:

SUZUKI



SZ11EH2

. 18100-19299



SZ11REH2

. 18100-19299
. 19300-19617



SZ12

U 1-2000



SZ12P

U 1-2000





















SZ12T4

U 1-2000



SZ12EH2



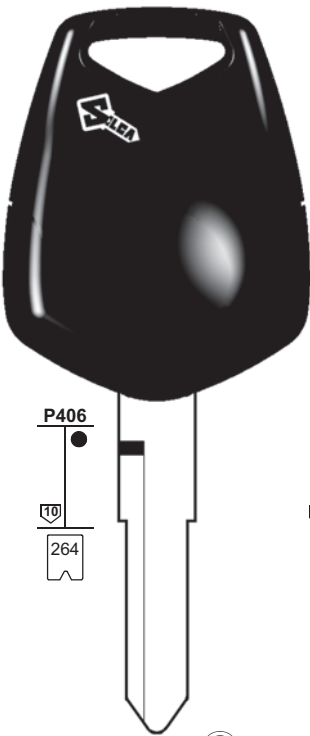

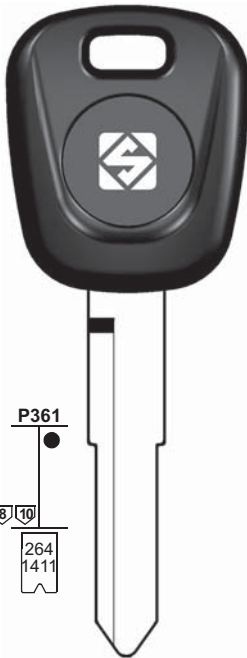

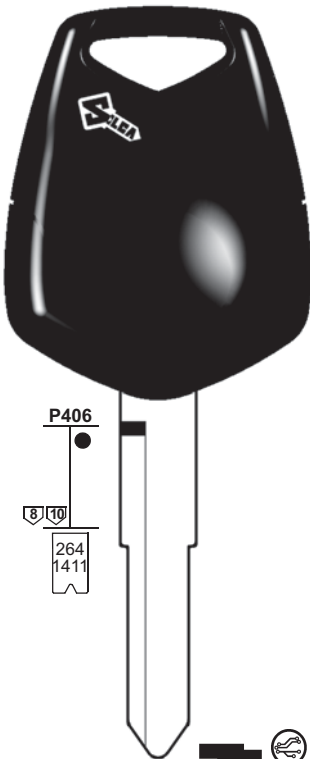

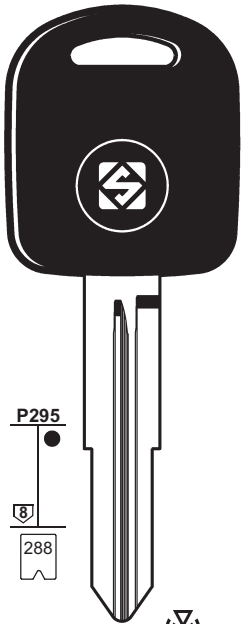

U 1-2000

1	2	2a	3	6	71	72	42	43 44a	9b	10b 10c	12	15	A	B	C	D
IGNITION																
																
CAR MAKE/MODEL	FROM	TO	SILCA REF.	TRANSP. TYPE	ID	COPY	ID	COPY	ID	COPY	STP					
	1995 	2010 	 Ref.		 FAST COPY PLUS RW4 PLUS	 FAST COPY PLUS RW4 PLUS	 FAST COPY RW4	 FAST COPY RW4	 RW3	 RW3	 					
SUBARU																
SOME MODELS	2000		NSN11T										↔	↔	↔	↔
SOME MODELS	2000		NSN14T										↔	↔	↔	↔
SOME MODELS	2000		NSN19										↔	↔	↔	↔
SUZUKI																
ALTO	1996	2002	SZ11REH2	TEXAS	4C	Y	4C	Y	4C	Y			↔	↔		↔
ALTO	1996	2002	SZ12EH2	TEXAS	4C	Y	4C	Y	4C	Y			↔	↔		↔
ALTO	1996	1996	SZ11RP										↔	↔	↔	↔
ALTO	1996	2002	SZ11RT4	TEXAS	4C		4C		4C				↔	↔		↔
ALTO	1996	2002	SZ12T4	TEXAS	4C		4C		4C				↔	↔		↔
ALTO	2002		SZ11EH2	TEX / CR	65	Y	65	Y	65	PC			↔	↔		
ALTO	2002		SZ11REH2	TEX / CR	65	Y	65	Y	65	PC			↔	↔		
ALTO	2002		SZ11RT18	TEX / CR	65		65		65				↔	↔		
ALTO	2002		SZ11T18	TEX / CR	65		65		65				↔	↔		
BALENO	1995	1996	SZ12										↔	↔		↔
BALENO	1995	1996	SZ12P										↔	↔		↔

Car Keys Guide

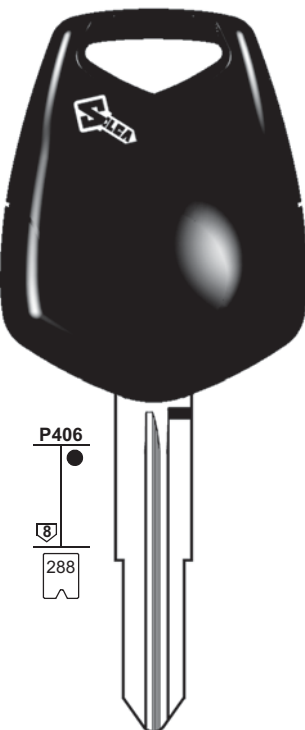

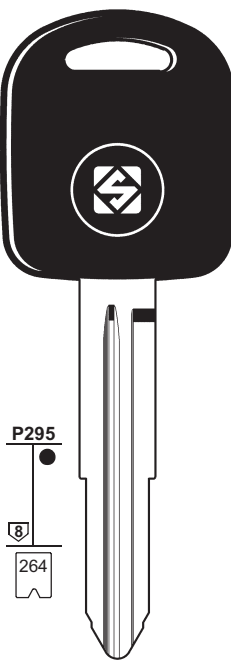

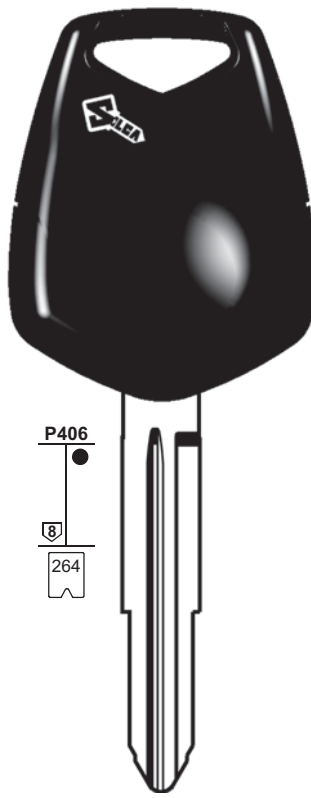

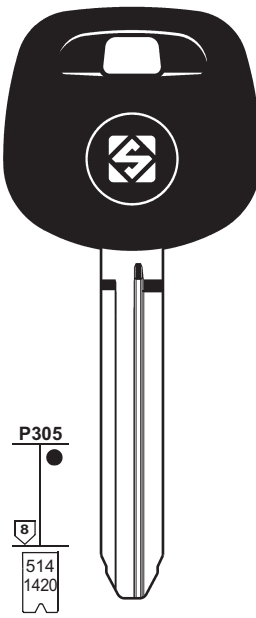

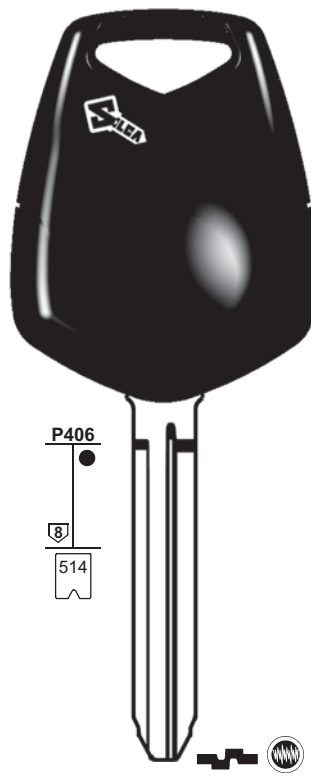

PER: 
FOR:

SUZUKI

 P314  1411	 P406  264	 P361  264 1411	 P406  264 1411	 P295  288
<p>HU87RT5 50001-51308 U 1-2000</p> <p>HU87RT9 50001-51308 U 1-2000</p> <p>HU87RT18 50001-51308 U 1-2000</p>	<p>HU87REH2 U 1-2000</p>	<p>HU133RT12 50001-51308 U 1-2000</p> <p>HU133RT14 50001-51308 U 1-2000</p>	<p>HU133REHP 50001-51308 U 1-2000</p>	<p>SZ11RT5 18100-19299 19300-19617</p> <p>SZ11RT4 18100-19299 19300-19617</p> <p>SZ11RT18 18100-19299 19300-19617</p>
HUF		HUF		

PER: 
FOR:

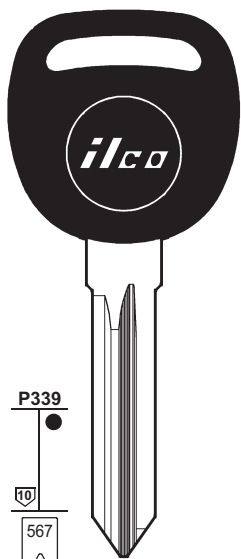
SUZUKI

 P406  288	 P295  264	 P406  264	 P305  514 1420	 P406  514
<p>SZ11REHP 18100-19299 19300-19617</p> <p>SZ11REH2 18100-19299 19300-19617</p>	<p>SZ12T4 U 1-2000</p>	<p>SZ12EH2 U 1-2000</p>	<p>TOY43AT18 10001-15000 50000-59999 60000-69999</p>	<p>TOY43EH2 10001-15000 50000-59999 60000-69999</p>
			TOYOTA	

1	2	2a	3	6	71	72	42	43 44a	9b	10b 10c	12	15	A	B	C	D
IGNITION																
CAR MAKE/MODEL	FROM	TO	SILCA REF.	TRANSP. TYPE	ID	COPY	ID	COPY	ID	COPY	STP					
	1995	2010	 Ref.		 FAST COPY PLUS RW4 PLUS	 FAST COPY PLUS RW4 PLUS	 FAST COPY RW4	 FAST COPY RW4	 RW3	 RW3						
SUZUKI																
BALENO	1996	2001	SZ11REH2	TEXAS	4C	Y	4C	Y	4C	Y			↔	↔		↔
BALENO	1996	2001	SZ12EH2	TEXAS	4C	Y	4C	Y	4C	Y			↔	↔		↔
BALENO	1996	2001	SZ11RT4	TEXAS	4C		4C		4C				↔	↔		↔
BALENO	1996	2001	SZ12T4	TEXAS	4C		4C		4C				↔	↔		↔
ESCUDO [J]	1996	2002	SZ11REH2	TEXAS	4C	Y	4C	Y	4C	Y			↔	↔		↔
ESCUDO [J]	1996	2002	SZ12EH2	TEXAS	4C	Y	4C	Y	4C	Y			↔	↔		↔
ESCUDO [J]	1996	2002	SZ11RT4	TEXAS	4C		4C		4C				↔	↔		↔
ESCUDO [J]	1996	2002	SZ12T4	TEXAS	4C		4C		4C				↔	↔		↔
GRAND VITARA	1996	2002	SZ11RT4	TEXAS	4C		4C		4C				↔	↔		↔
GRAND VITARA	1996	2002	SZ12T4	TEXAS	4C		4C		4C				↔			↔
GRAND VITARA	1996	2002	SZ11REH2	TEXAS	4C	Y	4C	Y	4C	Y			↔	↔		↔
GRAND VITARA	1996	2002	SZ12EH2	TEXAS	4C	Y	4C	Y	4C	Y			↔	↔		↔
GRAND VITARA	2002			PH / CR2	46		46		46				↔	↔		
GRAND VITARA	2002	2008	SZ11REHP	PH / CR2	46	Y	46	P-BOX	46				↔	↔		
GRAND VITARA	2008		HU133REHP	PH / CR2	46	Y	46	P-BOX	46				↔	↔		
IGNIS	2000		HU87REH2	TEX / CR	65	Y	65	Y	65	PC			↔	↔		
IGNIS	2000		SZ11REH2	TEX / CR	65	Y	65	Y	65	PC			↔	↔		
IGNIS	2000	2000	HU87RT5	PH / CR	40	RD	40	RD	40	ID			↔	↔	↔	↔
IGNIS	2000		HU87RT18	TEX / CR	65		65		65				↔	↔		
IGNIS	2000		SZ11RT18	TEX / CR	65		65		65				↔	↔		
IGNIS	2000		HU87RT9	PH / CR	40	ID	40	ID	40	ID			↔	↔		↔
JIMNY DIESEL	2002		HU87RT5	PH	33	Y	33	Y	33	Y			↔	↔		
JIMNY DIESEL	2002		SZ11RT5	PH	33	Y	33	Y	33	Y			↔	↔	↔	
JIMNY	1999	2002	SZ11REH2	TEXAS	4C	Y	4C	Y	4C	Y			↔	↔		↔
JIMNY	1999	2002	SZ11RT4	TEXAS	4C		4C		4C				↔	↔		↔
JIMNY	2002		SZ11REH2	TEX / CR	65	Y	65	Y	65	PC			↔	↔		
JIMNY	2002		SZ11RT18	TEX / CR	65		65		65				↔	↔	↔	
LIANA	2001	2005	TOY43EH2	TEX / CR	65	Y	65	Y	65	PC			↔	↔		
LIANA	2001	2005	TOY43AT18	TEX / CR	65		65		65				↔	↔		
LIANA	2006			TEX / CR	66		66		60				↔	↔		
LIANA	2006		TOY43EH2	TEX / CR	66	Y	66	Y	60	PC			↔	↔		
SPLASH DIESEL	2008		HU133RT12	PH / CR	40	ID	40	ID	40	ID			↔			
SPLASH	2008		HU133RT14	PH / CR2	46		46		46				↔			
SPLASH	2008		HU133REHP	PH / CR2	46	Y	46	P-BOX	46				↔			
SWIFT	1996	2005	SZ11REH2	TEXAS	4C	Y	4C	Y	4C	Y			↔	↔		↔
SWIFT	1996	2005	SZ12EH2	TEXAS	4C	Y	4C	Y	4C	Y			↔	↔		↔
SWIFT	1996	2005	SZ11RT4	TEXAS	4C		4C		4C				↔	↔		↔
SWIFT	1996	2005	SZ12T4	TEXAS	4C		4C		4C				↔	↔		↔
SWIFT	2005		TOY43EH2	TEX / CR	66	Y	66	Y	60	PC			↔	↔		


PER: 
FOR:

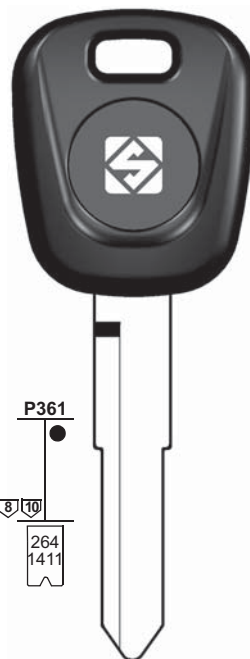
SUZUKI



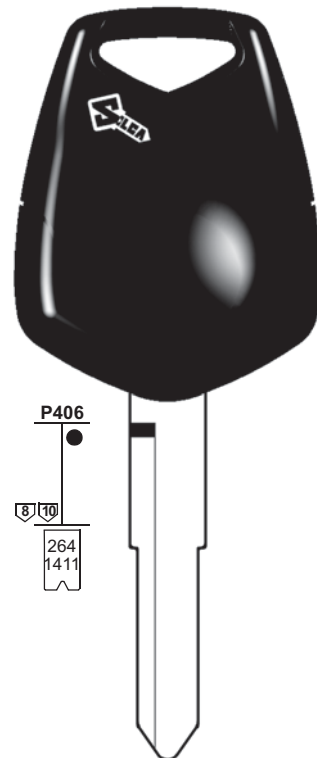

B111-PT
G 0-3631




HU87RT5
..... 50001-51308
U 1-2000




HU133RT12
..... 50001-51308
U 1-2000




HU133REHP
..... 50001-51308
U 1-2000

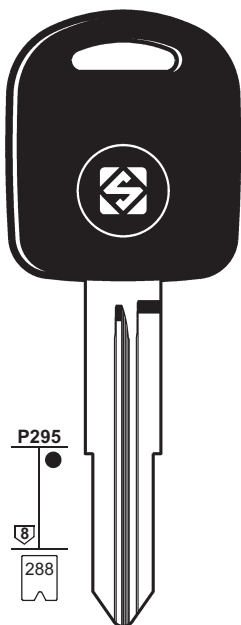
BRIGGS & STRATTON
GENERAL MOTORS

HUF

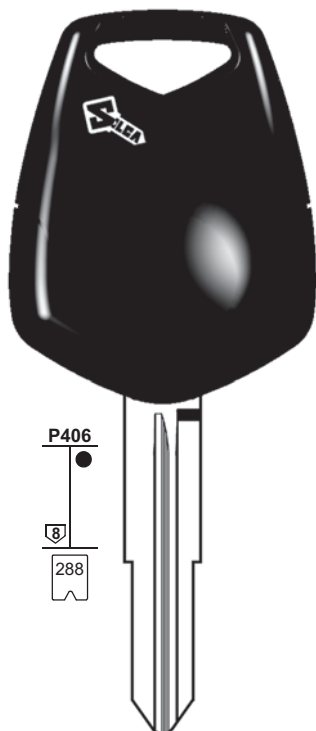
HUF

PER: 
FOR:

SUZUKI



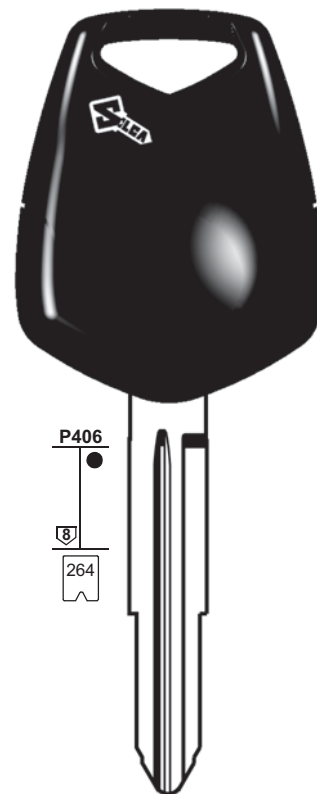

SZ11RT4
..... 18100-19299
..... 19300-19671




SZ11REHP
..... 18100-19299
..... 19300-19671




SZ12T4
U 1-2000



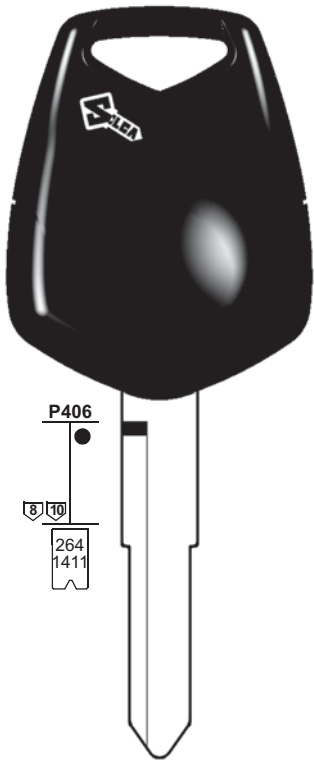

SZ12EH2
U 1-2000


SZ11REH2
..... 18100-19299
..... 19300-19671

1	2	2a	3	6	71	72	42	43 44a	9b	10b 10c	12	15	A	B	C	D
IGNITION																
CAR MAKE/MODEL	FROM	TO	SILCA REF.	TRANSP. TYPE	ID	COPY	ID	COPY	ID	COPY	STP					
	1995	2010	 Ref.		 FAST COPY PLUS RW4 PLUS	 FAST COPY PLUS RW4 PLUS	 FAST COPY RW4	 FAST COPY RW4	 RW3	 RW3						
SUZUKI																
SWIFT	2005		HU133RT14	PH / CR2	46		46		46				⇐	⇐		⇐
SWIFT	2005		HU133REHP	PH / CR2	46	Y	46	P-BOX	46				⇐	⇐		⇐
SX4 DIESEL	2006		HU133RT12	PH / CR	40	ID	40	ID	40	ID			⇐	⇐		⇐
SX4	2006		HU133RT14	PH / CR2	46		46		46				⇐	⇐		⇐
SX4	2006		HU133REHP	PH / CR2	46	Y	46	P-BOX	46				⇐	⇐		⇐
VITARA	1996	2002	SZ11REH2	TEXAS	4C	Y	4C	Y	4C	Y			⇐	⇐		⇐
VITARA	1996	2002	SZ12EH2	TEXAS	4C	Y	4C	Y	4C	Y			⇐	⇐		⇐
VITARA	1996	2002	SZ11RT4	TEXAS	4C		4C		4C				⇐	⇐		⇐
VITARA	1996	2002	SZ12T4	TEXAS	4C		4C		4C				⇐	⇐		⇐
VITARA	2002			PH / CR2	46		46		46				⇐	⇐		⇐
VITARA	2002	2008	SZ11REHP	PH / CR2	46	Y	46	P-BOX	46				⇐	⇐		⇐
WAGON R	1998	2000	SZ11REH2	TEXAS	4C	Y	4C	Y	4C	Y			⇐	⇐		⇐
WAGON R	1998	2000	SZ11RT4	TEXAS	4C		4C		4C				⇐	⇐	⇐	⇐
WAGON R	2000	2000	HU87RT5	PH / CR	40	RD	40	RD	40	ID			⇐	⇐	⇐	⇐
WAGON R	2000		HU87RT9	PH / CR	40	ID	40	ID	40	ID			⇐	⇐	⇐	⇐
XL-7	2007		B111-PT	PH / CR2	46		46		46				⇐	⇐		⇐

PER: 
FOR:

SUZUKI INDIA



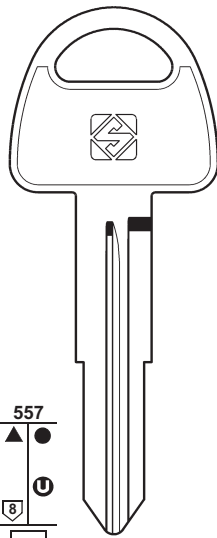
P406
●
8 10
264
1411



HU133REHP

..... 50001-51308
U 1-2000

HUF

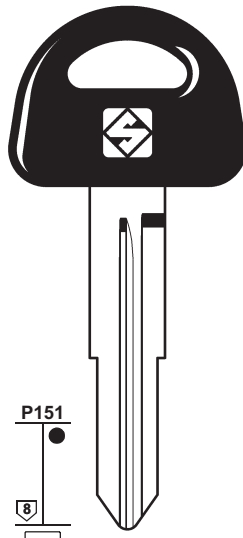


557
▲ ●
8 U
288



SZ11

..... 18100-19299

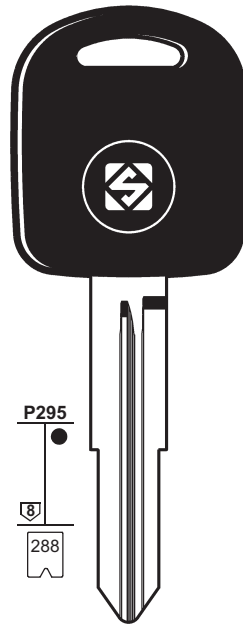


P151
●
8
288



SZ11P

..... 18100-19299

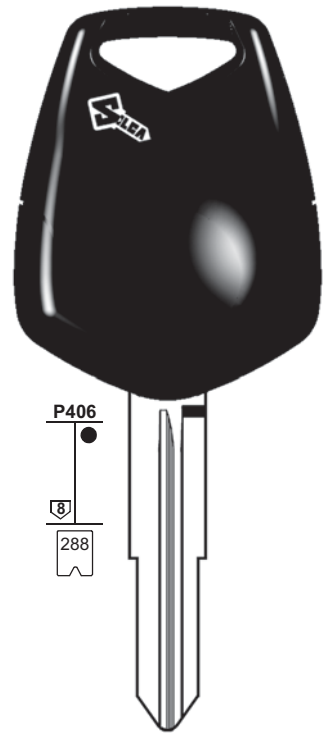


P295
●
8
288



SZ11T18

..... 18100-19299



P406
●
8
288

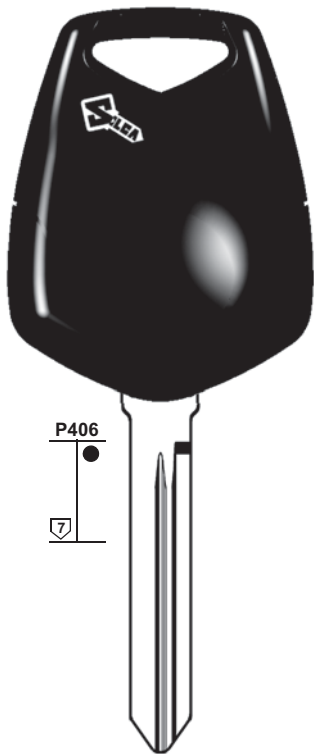


SZ11EH2

..... 18100-19229

PER: 
FOR:

SUZUKI INDIA



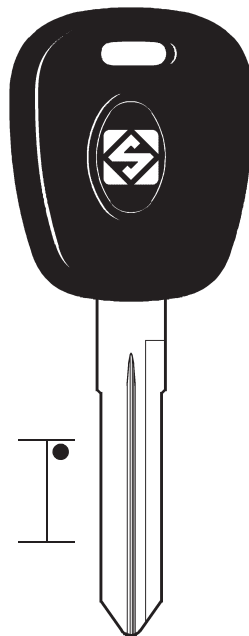
P406
●
7



SZ18EH2



SZ18REH2



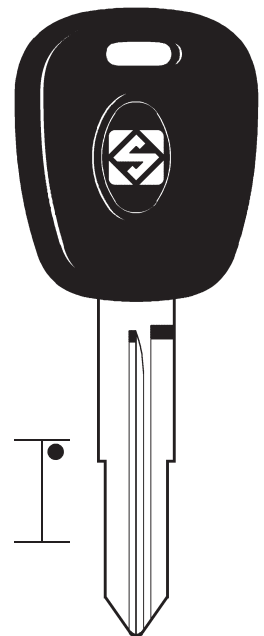
●



SZ19P



SZ19RP




●



SZ20P

PER: 
FOR:

SUZUKI INDIA




HU133RT12
..... 50001-51308
U 1-2000


HU133REHP
..... 50001-51308
U 1-2000


SZ11RT18
..... 18100-19299
..... 19300-19617


SZ11REH2
..... 18100-19299
..... 19300-19617

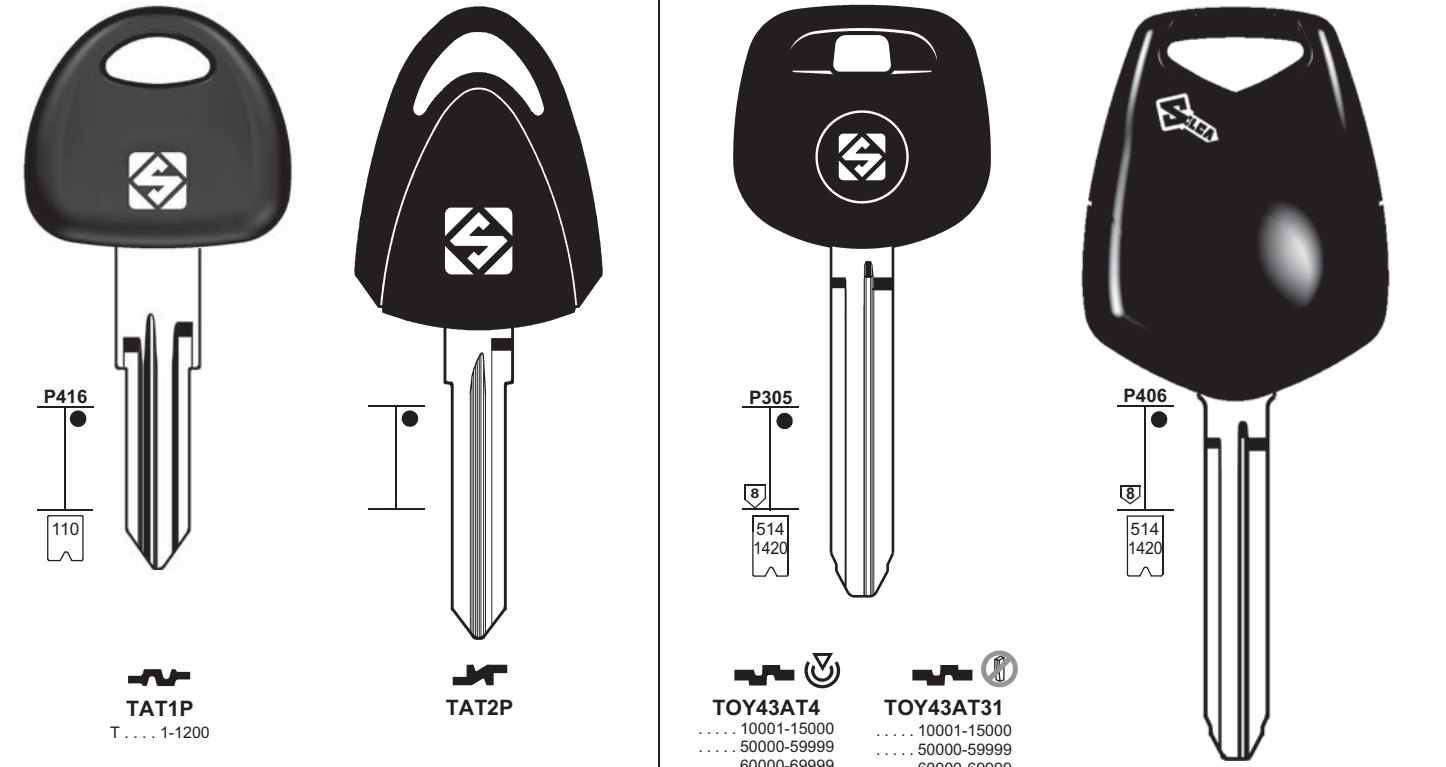

SZ21RP

HUF

PER: 
FOR:


TATA


TOYOTA
























TAT1P
T 1-1200


TAT2P


TOY43AT4
..... 10001-15000
..... 50000-59999
..... 60000-69999

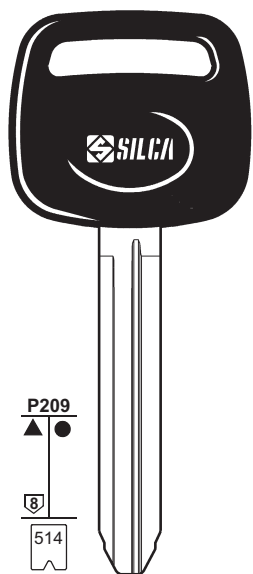

TOY43AT31
..... 10001-15000
..... 50000-59999
..... 60000-69999


TOY43EH2
..... 10001-15000
..... 50000-59999
..... 60000-69999

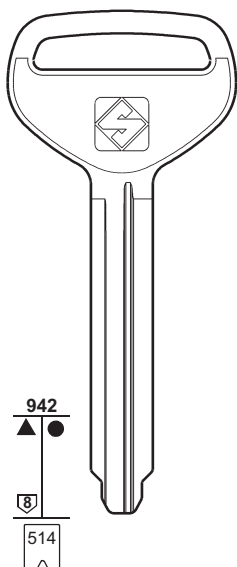
1	2	2a	3	6	71	72	42	43 44a	9b	10b 10c	12	15	A	B	C	D
IGNITION 																
CAR MAKE/MODEL 	FROM 1995 	TO 2010 	SILCA REF.  Ref.	TRANSP. TYPE 	ID  FAST COPY PLUS RW4 PLUS	COPY  FAST COPY PLUS RW4 PLUS	ID  FAST COPY RW4	COPY  FAST COPY RW4	ID  RW3	COPY  RW3	STP  					
SUZUKI INDIA																
MARUTI SWIFT	2000	2009	SZ21RP										←	←	←	←
MARUTI SWIFT	2007		HU133RT12	PH / CR	40	ID	40	ID	40	ID			←			
MARUTI SX4	2007			PH / CR2	46		46		46				←			
MARUTI SX4	2007		HU133REHP	PH / CR2	46	Y	46	P-BOX	46				←			
MARUTI WAGON R	2007		SZ11REH2	TEX / CR	65	Y	65	Y	65	PC			←			
MARUTI ZEN ESTILO	2007		SZ11REH2	TEX / CR	65	Y	65	Y	65	PC			←			
MARUTI ZEN ESTILO	2007		SZ11RT18	TEX / CR	65		65		65				←			
MARUTI ZEN	2000	2009	SZ21RP										←	←	←	←
TATA																
INDICA	2000		TAT1P										←	←	←	←
NANO	2009		TAT2P										←	←	←	←
SAFARI	1999			TEMIC	11		11		11							
TOYOTA																
4RUNNER	1999	2002	TOY43AT4	TEXAS	4C		4C		4C			E	←	←	←	←
4RUNNER	1999	2002	TOY43EH2	TEXAS	4C	Y	4C	Y	4C	Y			←	←	←	←
ALPHARD	2005		TOY43AT31	TEX / CR	67		67		67			I	←	←		←
ALPHARD	2005		TOY43EH2	TEX / CR	67	Y	67	Y	67	PC			←	←		←
AURION (AUS)	2006		TOY43AT31	TEX / CR	67		67		67			I	←	←		←
AURION (AUS)	2006		TOY43EH2	TEX / CR	67	Y	67	Y	67	PC			←	←		←
AURIS (EU)	2007		SMART KEY	TEX / CR	70		70		67							
AURIS (EU)	2007			TEX / CR	70		70		67				←	←		←

PER: 
FOR:

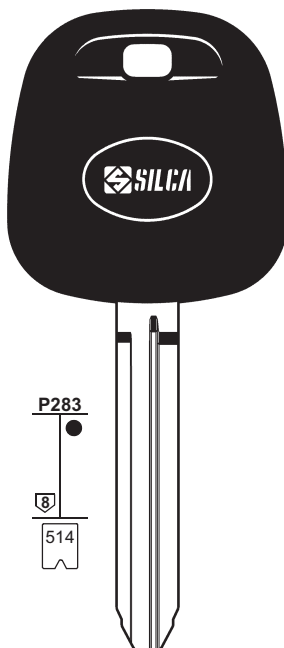
TOYOTA



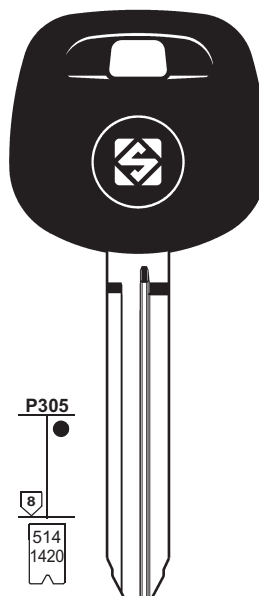
P209
▲ ●
8
514





942
▲ ●
8
514

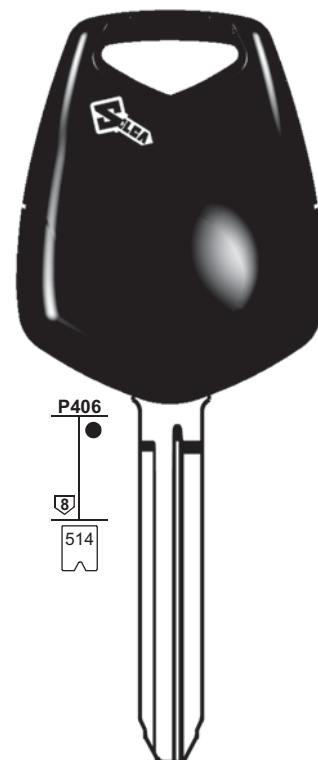


P283
●
8
514



P305
●
8
514
1420

 
TOY43AT4
..... 10001-15000
..... 50000-59999
..... 60000-69999







P406
●
8
514

 
TOY43EH2
..... 10001-15000
..... 50000-59999
..... 60000-69999


TOY43P
..... 10001-15000

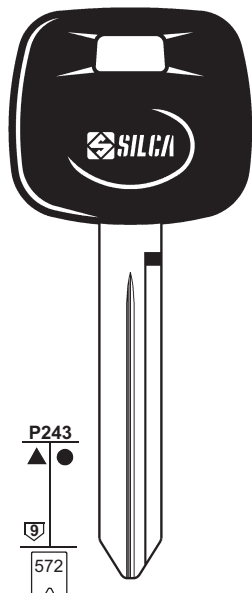

TOY44
..... 10001-15000

 
TOY43T2
..... 10001-15000
..... 50000-59999
..... 60000-69999

 
TOY43AT31
..... 10001-15000
..... 50000-59999
..... 60000-69999

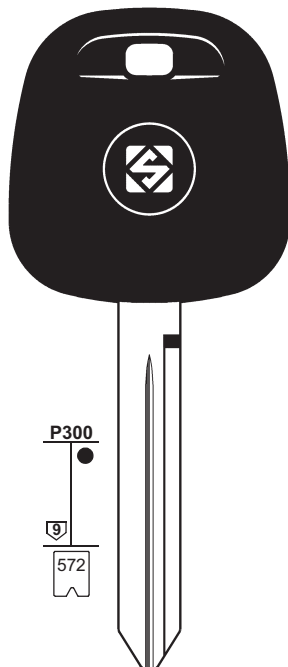
PER: 
FOR:

TOYOTA




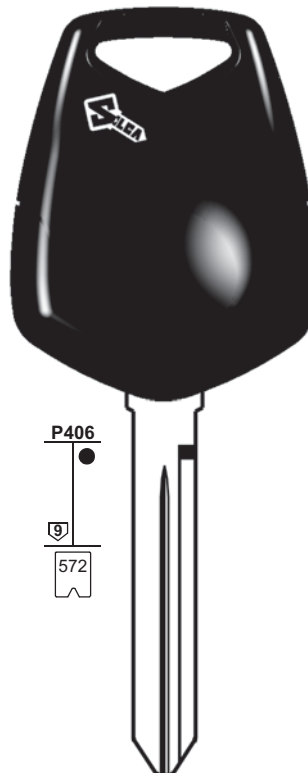
P243
▲ ●
9
572


TOY47BP
..... 1-13284
T 1-13284



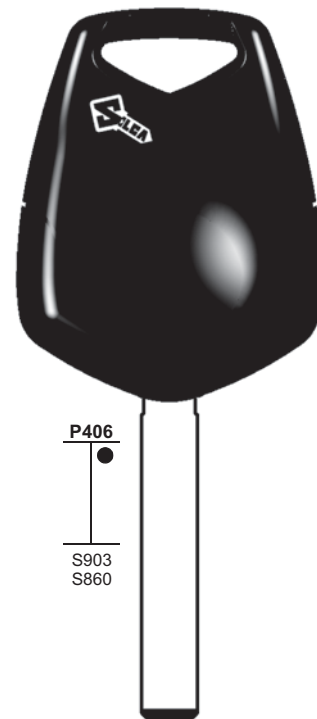
P300
●
9
572

 
TOY47T16
..... 1-13284
T 1-13284





















P406
●
9
572

 
TOY47EH2
..... 1-13284
T 1-13284



P406
●
S903
S860

 
VA2EH2
..... B1085-B9547
..... 12897-A9999
VALEO

1	2	2a	3	6	71	72	42	43 44a	9b	10b 10c	12	15	A	B	C	D
																
CAR MAKE/MODEL	FROM	TO	SILCA REF.	TRANSP. TYPE	ID	COPY	ID	COPY	ID	COPY	STP					
	1995 	2010 	 Ref.		 FAST COPY PLUS RW4 PLUS	 FAST COPY PLUS RW4 PLUS	 FAST COPY RW4	 FAST COPY RW4	 RW3	 RW3						
TOYOTA																
AURIS (EU)	2007		TOY47EH2	TEX / CR	70	Y	70	Y	67	PC			↔	↔		↔
AURIS	2006		TOY43AT31	TEX / CR	67		67		67			I	↔	↔		↔
AURIS	2006		TOY43EH2	TEX / CR	67	Y	67	Y	67	PC			↔	↔		↔
AVENSIS VERSO	2001	2003	TOY43AT4	TEXAS	4C		4C		4C			E	↔	↔		↔
AVENSIS VERSO	2001	2003	TOY43EH2	TEXAS	4C	Y	4C	Y	4C	Y			↔	↔		↔
AVENSIS	1998	2000	TOY47EH2	TEXAS	4C	Y	4C	Y	4C	Y			↔	↔		↔
AVENSIS	1998	2000	TOY47T4	TEXAS	4C		4C		4C			S11	↔	↔		↔
AVENSIS	2000	2003	TOY47EH2	TEX / CR	60	Y	60	Y	60	PC			↔	↔		↔
AVENSIS	2000	2003	TOY47T16	TEX / CR	60		60		60				↔	↔		↔
AVENSIS	2003			TEX / CR	70		70		67				↔	↔		↔
AVENSIS	2003		TOY47EH2	TEX / CR	70	Y	70	Y	67	PC			↔	↔		↔
AYGO	2005			TEX / CR	70		70		67				↔	↔		↔
AYGO	2005		VA2EH2	TEX / CR	70	Y	70	Y	67	PC			↔	↔		↔
CAMRY	1996	2005	TOY43EH2	TEXAS	4C	Y	4C	Y	4C	Y			↔	↔		↔
CAMRY	1996	2005	TOY43AT4	TEXAS	4C		4C		4C			E	↔	↔		↔
CAMRY	2006		TOY43EH2	TEX / CR	67	Y	67	Y	67	PC			↔	↔		↔
CAMRY	2006		TOY43AT31	TEX / CR	67		67		67			I	↔	↔		↔
CARINA	1994	1995	TOY47BP										↔	↔	↔	↔
CARINA	1995	1995	TOY43P										↔	↔		↔
CARINA	1995	1995	TOY44										↔			
CARINA	1996	2000	TOY47EH2	TEXAS	4C	Y	4C	Y	4C	Y			↔	↔		↔
CARINA	1996	2000	TOY43T2	PH	33	Y	33	Y	33	Y		S11	↔	↔	↔	↔
CARINA	1996	2000	TOY47T4	TEXAS	4C		4C		4C			S11	↔	↔	↔	↔
CELICA	1995	1995	TOY43P										↔	↔		↔
CELICA	1995	1995	TOY44										↔			
CELICA	1996	2000	TOY43T2	PH	33	Y	33	Y	33	Y		S11	↔	↔	↔	↔
CELICA	2000	2005	TOY43EH2	TEXAS	4C	Y	4C	Y	4C	Y			↔	↔		↔
CELICA	2000	2005	TOY43AT4	TEXAS	4C		4C		4C			E	↔	↔	↔	↔

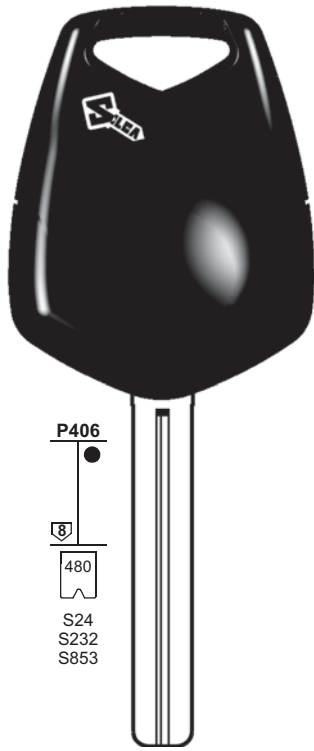
PER: 
FOR:

TOYOTA



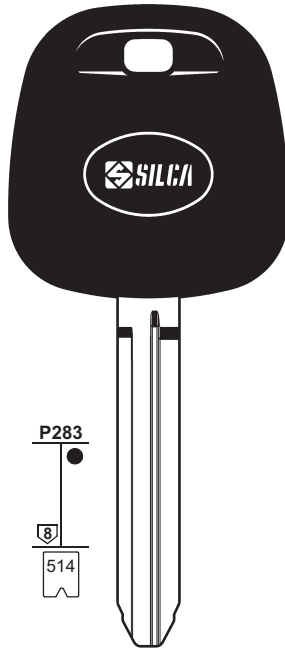
P322
S232
S24


TOY40BT4
..... 1-5000



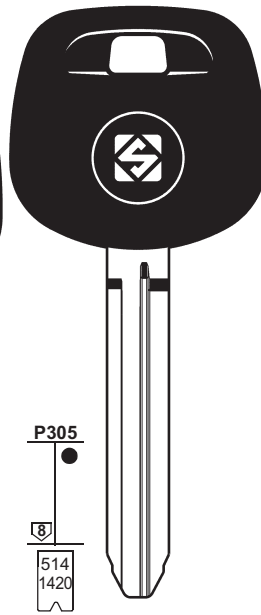
P406
480
S24
S232
S853


TOY40EH2
..... 1-5000
L 0001-1000




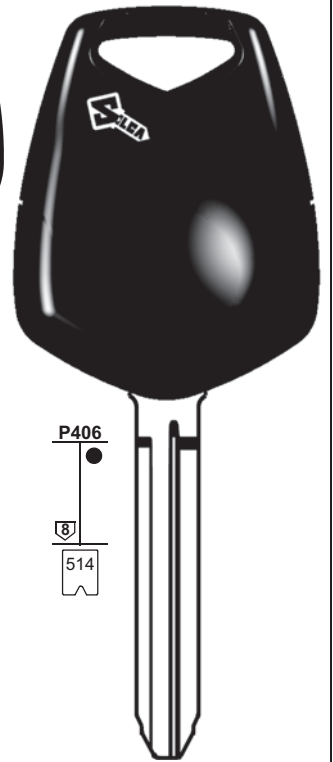
P283
514


TOY43T3
.....
10001-15000
50000-59999
60000-69999



P305
514
1420


TOY43AT4
.....
10001-15000
50000-59999
60000-69999

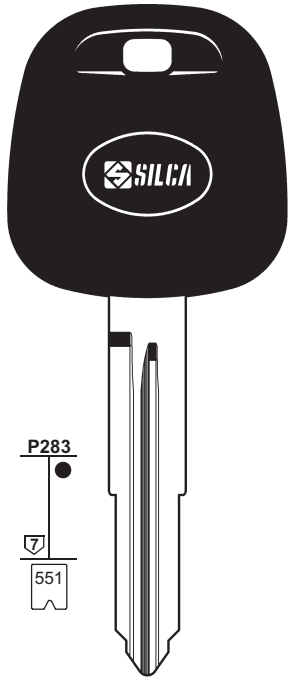


P406
514


TOY43EH2
.....
10001-15000
50000-59999
60000-69999

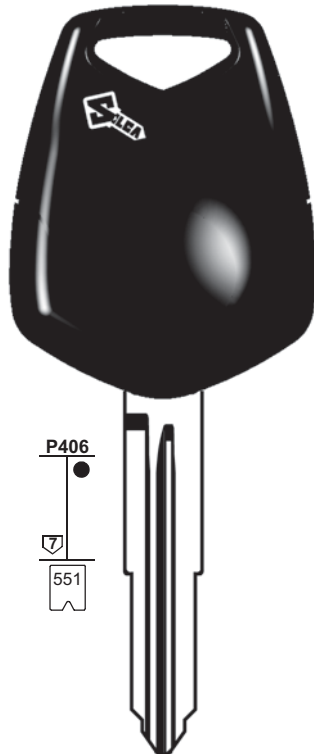
PER: 
FOR:

TOYOTA



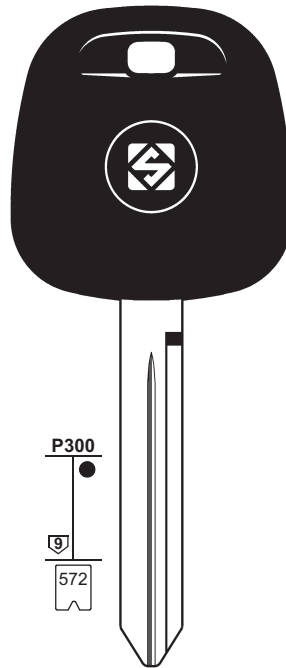
P283
551


TOY46RT3
N 1-2000



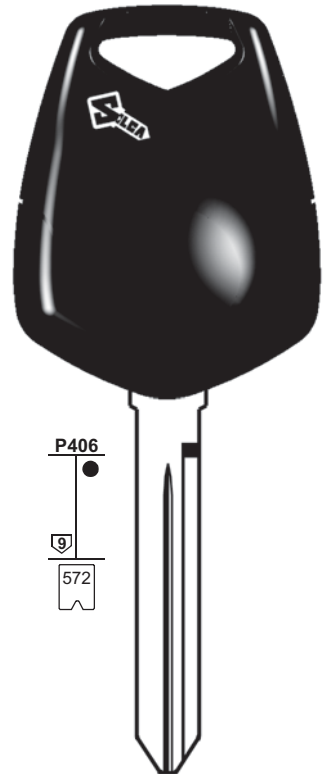
P406
551


TOY46REH2
N 1-2000


























































P300
572


TOY47T4
..... 1-13284
T 1-13284




P406
572



TOY47EH2
80

1	2	2a	3	6	71	72	42	43 44a	9b	10b 10c	12	15	A	B	C	D
<p style="text-align: center;">IGNITION</p> 																
CAR MAKE/MODEL	FROM	TO	SILCA REF.	TRANSP. TYPE	ID	COPY	ID	COPY	ID	COPY	STP					
	1995	2010	 Ref.		 FAST COPY PLUS RW4 PLUS	 FAST COPY PLUS RW4 PLUS	 FAST COPY RW4	 FAST COPY RW4	 RW3	 RW3						
TOYOTA																
CENTURY	1998		TOY40BT4	TEXAS	4C		4C		4C			E				
CENTURY	1998		TOY40EH2	TEXAS	4C	Y	4C	Y	4C	Y						
COROLLA (S.Africa)	2008			TEX / CR	70		70		67			S11				
COROLLA (S.Africa)	2008		TOY47EH2	TEX / CR	70	Y	70	Y	67	PC						
COROLLA VERSO	2005		SMART KEY	TEX / CR	67		67		67							
COROLLA	1996	2006	TOY43EH2	TEXAS	4C	Y	4C	Y	4C	Y						
COROLLA	1996	1999	TOY46REH2	TEXAS	4C	Y	4C	Y	4C	Y						
COROLLA	1996	1999	TOY43T3	TEXAS	4C		4C		4C			S11				
COROLLA	1996	1999	TOY46RT3	TEXAS	4C		4C		4C			S11				
COROLLA	1999	2006	TOY47EH2	TEXAS	4C	Y	4C	Y	4C	Y						
COROLLA	1999	2006	TOY43AT4	TEXAS	4C		4C		4C			S11				
COROLLA	1999	2006	TOY47T4	TEXAS	4C		4C		4C			S11				
COROLLA	2007		TOY43AT31	TEX / CR	67		67		67			I				
COROLLA	2007		TOY43EH2	TEX / CR	67	Y	67	Y	67	PC						
ECHO VERSO	2002	2005	TOY43AT4	TEXAS	4C		4C		4C			E				
ECHO VERSO	2002	2005	TOY43EH2	TEXAS	4C	Y	4C	Y	4C	Y						



PER: 
FOR:



TOYOTA




TOY38RP
G 1-2377
P 1-2390
W 1-2409
X 1-2248

 
TOY41RT4
G 1-2377
P 1-2390
X 1-2248


 
TOY41RAT4
G 1-2377
P 1-2390
X 1-2248

 
TOY41REH2
G 1-2377
P 1-2390
X 1-2248



 
TOY43EH2
..... 10001-15000
..... 50000-59999
..... 60000-69999

PER: 
FOR:

TOYOTA



 
TOY43AT31
.....
10001-15000
50000-59999
60000-69999

 
TOY43AT4
.....
10001-15000
50000-59999
60000-69999

 
TOY40BT4
..... 1-5000

 
TOY40EH2
..... 1-5000
L 0001-1000

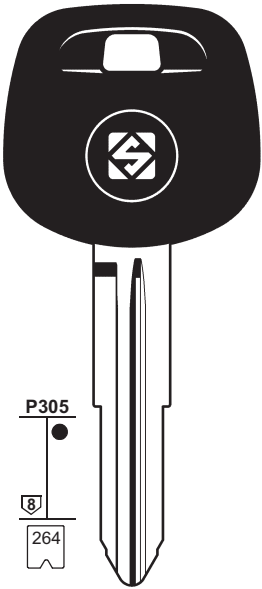
 
TOY48BT4
..... 40000-49999

 
TOY48EH2
..... 40000-49999


1	2	2a	3	6	71	72	42	43 44a	9b	10b 10c	12	15	A	B	C	D
IGNITION																
CAR MAKE/MODEL	FROM	TO	SILCA REF.	TRANSP. TYPE	ID	COPY	ID	COPY	ID	COPY	STP					
	1995	2010	 Ref.		 FAST COPY PLUS RW4 PLUS	 FAST COPY PLUS RW4 PLUS	 FAST COPY RW4	 FAST COPY RW4	 RW3	 RW3						
TOYOTA																
ECHO	1999	2005	TOY41REH2	TEXAS	4C	Y	4C	Y	4C	Y			↔	↔		↔
ECHO	1999	2005	TOY41RAT4	TEXAS	4C		4C		4C			E				
FJ CRUISER	2007		TOY43EH2	TEX / CR	67	Y	67	Y	67	PC			↔			↔
FJ CRUISER	2007		TOY43AT31	TEX / CR	67		67		67			I	↔			↔
FORTUNER	2007		TOY43AT31	TEX / CR	67		67		67			I	↔	↔		↔
FORTUNER	2007		TOY43EH2	TEX / CR	67	Y	67	Y	67	PC			↔	↔		↔
HIACE	1995	2006	TOY43EH2	TEXAS	4C	Y	4C	Y	4C	Y			↔	↔		↔
HIACE	1995	2006	TOY43AT4	TEXAS	4C		4C		4C			E	↔	↔		↔
HIACE	2007		TOY43AT31	TEX / CR	67		67		67			I	↔	↔		↔
HIACE	2007		TOY43EH2	TEX / CR	67	Y	67	Y	67	PC			↔	↔		↔
HILUX 4X4	1995	1995	TOY38RP										↔	↔		↔
HILUX	1999	2004	TOY43EH2	TEXAS	4C	Y	4C	Y	4C	Y			↔	↔		↔
HILUX	1999	2004	TOY43AT4	TEXAS	4C		4C		4C			E	↔	↔		↔
HILUX	2005		TOY43AT31	TEX / CR	67		67		67				↔	↔		↔
HILUX	2005		TOY43EH2	TEX / CR	67	Y	67	Y	67	PC			↔	↔		↔
INNOVA KIJANG	2005		TOY43AT31	TEX / CR	67		67		67			I	↔	↔		↔
INNOVA KIJANG	2005		TOY43EH2	TEX / CR	67	Y	67	Y	67	PC			↔	↔		↔
iQ	2008		TOY43AT31	TEX / CR	67		67		67				↔	↔		
iQ	2008		TOY43EH2	TEX / CR	67	Y	67	Y	67	PC			↔	↔		
LAND CRUISER 100 (AUS)	2003		TOY48EH2	TEX / CR	60	Y	60	Y	60	PC						
LAND CRUISER 100 (AUS)	2003			TEX / CR	60		60		60							
LAND CRUISER 100	1998	2000	TOY40EH2	TEXAS	4C	Y	4C	Y	4C	Y			↔	↔		↔
LAND CRUISER 100	1998	2002	TOY43EH2	TEXAS	4C	Y	4C	Y	4C	Y			↔	↔	↔	↔
LAND CRUISER 100	1998	2000	TOY40BT4	TEXAS	4C		4C		4C			E	↔	↔	↔	↔
LAND CRUISER 100	1998	2002	TOY43AT4	TEXAS	4C		4C		4C			E	↔	↔	↔	↔
LAND CRUISER 100	2000	2002	TOY48EH2	TEXAS	4C	Y	4C	Y	4C	Y			↔	↔	↔	↔
LAND CRUISER 100	2000	2002	TOY48BT4	TEXAS	4C		4C		4C			E	↔	↔	↔	↔
LAND CRUISER 100	2003	2008	TOY43AT31	TEX / CR	67		67		67			I				
LAND CRUISER 100	2003	2008	TOY43EH2	TEX / CR	67	Y	67	Y	67	PC						
LAND CRUISER 120	2002		TOY43AT31	TEX / CR	67		67		67			I	↔	↔		↔
LAND CRUISER 120	2002		TOY43EH2	TEX / CR	67	Y	67	Y	67	PC			↔	↔		↔
LAND CRUISER 200	2008		SMART KEY	TEX / CR	67		67		67							
LAND CRUISER 90	1996	2002	TOY43EH2	TEXAS	4C	Y	4C	Y	4C	Y			↔	↔	↔	↔
LAND CRUISER 90	1996	2002	TOY43AT4	TEXAS	4C		4C		4C			E	↔	↔	↔	↔
LAND CRUISER PRADO	2002		TOY43AT31	TEX / CR	67		67		67			I	↔	↔		↔
LAND CRUISER PRADO	2002		TOY43EH2	TEX / CR	67	Y	67	Y	67	PC			↔	↔		↔
MR2	1997	2007	TOY41REH2	TEXAS	4C	Y	4C	Y	4C	Y			↔	↔	↔	
MR2	1997	2007	TOY41RT4	TEXAS	4C		4C		4C			S11	↔	↔	↔	

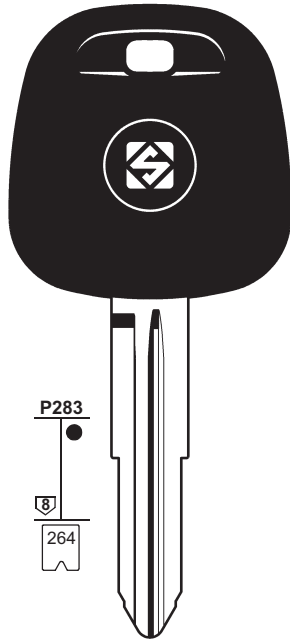
PER: 
FOR:

TOYOTA




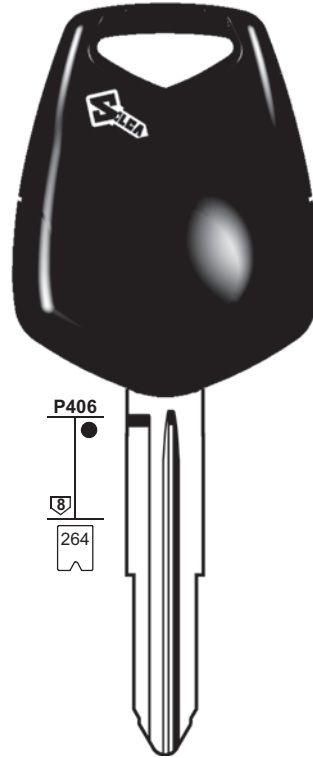
P305
8
264


TOY41RAT5
G 1-2377
P 1-2390
X 1-2248



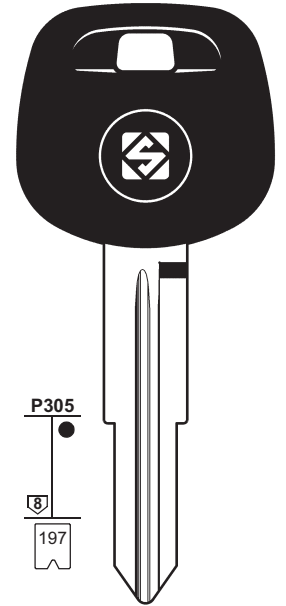
P283
8
264


TOY41RT4
G 1-2377
P 1-2390
X 1-2248



P406
8
264


TOY41REH2
G 1-2377
P 1-2390
X 1-2248

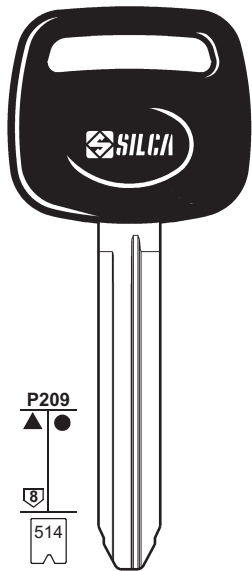


P305
8
197


TOY42AT5
S 1-2878

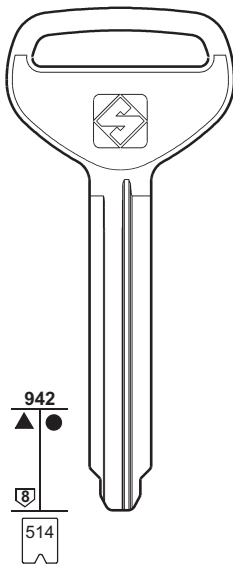
PER: 
FOR:

TOYOTA



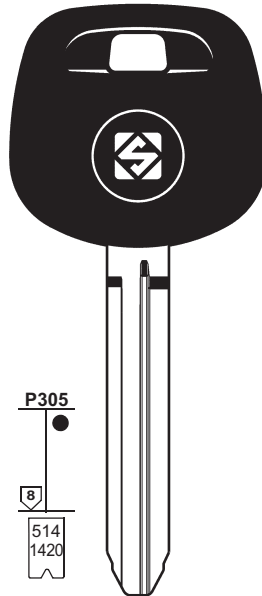
P209
8
514


TOY43P
..... 10001-15000



942
8
514

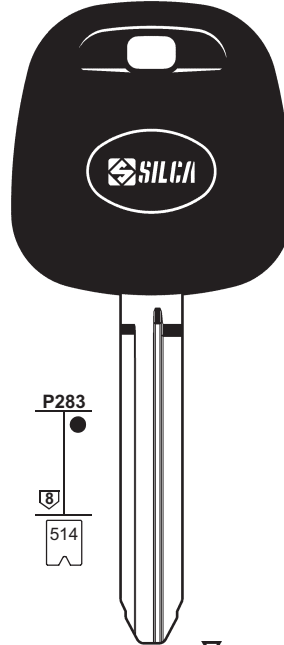

TOY44
..... 10001-15000



P305
8
514
1420


TOY43AT3
10001-15000
50000-59999
60000-69999

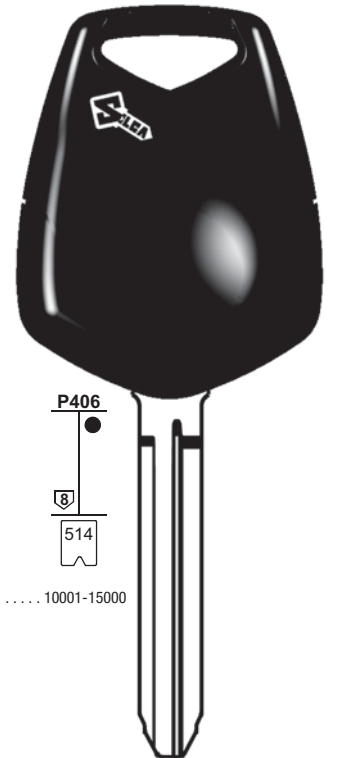

TOY43AT4
.....
10001-15000
50000-59999
60000-69999



P283
8
514


TOY43T3
10001-15000
50000-59999
60000-69999




















TOY43T2
.....
10001-15000
50000-59999
60000-69999



P406
8
514

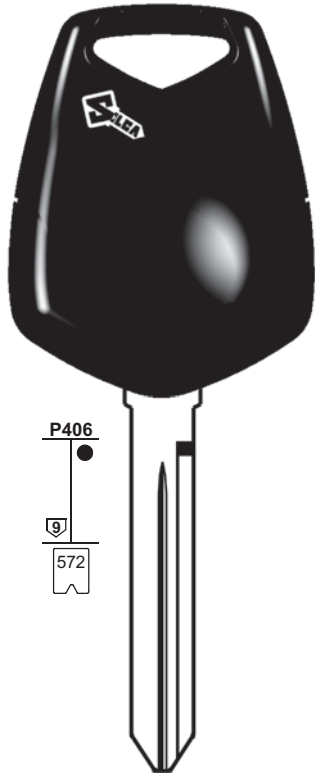
..... 10001-15000


TOY43EH2
.....
10001-15000
50000-59999
60000-69999

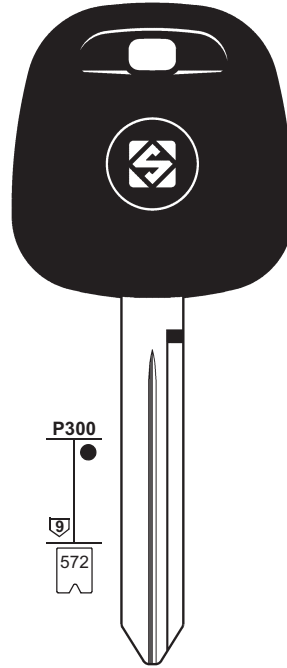
1	2	2a	3	6	71	72	42	43 44a	9b	10b 10c	12	15	A	B	C	D			
				IGNITION 															
CAR MAKE/MODEL 	FROM 1995 	TO 2010 	SILCA REF.  Ref.	TRANSP. TYPE 	ID  FAST COPY PLUS RW4 PLUS	COPY  FAST COPY PLUS RW4 PLUS	ID  FAST COPY RW4	COPY  FAST COPY RW4	ID  RW3	COPY  RW3	STP 								
TOYOTA																			
PASEO	1995	1999	TOY42AT5	PH	33	Y	33	Y	33	Y		S11	↔	↔	↔	↔			
PICNIC	1996	2003	TOY43EH2	TEXAS	4C	Y	4C	Y	4C	Y			↔	↔		↔			
PICNIC	1996	2003	TOY43AT4	TEXAS	4C		4C		4C			S11	↔	↔		↔			
PICNIC	2003	2008	TOY43AT31	TEX / CR	67		67		67			I	↔	↔		↔			
PICNIC	2003	2008	TOY43EH2	TEX / CR	67	Y	67	Y	67	PC			↔	↔		↔			
PREVIA	1996	1999	TOY42AT5	PH	33	Y	33	Y	33	Y		S11	↔	↔	↔				
PREVIA	2000	2003	TOY43AT4	TEXAS	4C		4C		4C			E	↔	↔		↔			
PREVIA	2000	2003	TOY43EH2	TEXAS	4C	Y	4C	Y	4C	Y			↔	↔		↔			
PREVIA	2003	2008	TOY43AT31	TEX / CR	67		67		67			I							
PREVIA	2003	2008	TOY43EH2	TEX / CR	67	Y	67	Y	67	PC									
PRIUS	2000	2003	TOY43EH2	TEXAS	4C	Y	4C	Y	4C	Y			↔	↔		↔			
PRIUS	2000	2003	TOY43AT4	TEXAS	4C		4C		4C			E							
PRIUS	2004		SMART KEY	TEX / CR	67		67		67										
RAV 4	1995	1995	TOY43P										↔	↔		↔			
RAV 4	1995	1995	TOY44										↔						
RAV 4	1996	2004	TOY43EH2	TEXAS	4C	Y	4C	Y	4C	Y			↔	↔		↔			
RAV 4	1996	2002	TOY43T3	TEXAS	4C		4C		4C			E	↔	↔		↔			
RAV 4	2002	2004	TOY43AT4	TEXAS	4C		4C		4C			E	↔	↔		↔			
RAV 4	2005		TOY43AT31	TEX / CR	67		67		67			I	↔	↔		↔			
RAV 4	2005		TOY43EH2	TEX / CR	67	Y	67	Y	67	PC			↔	↔		↔			
RAV 4	2006		SMART KEY	TEM / CR	8C		8C		8C										
REIZ	2005		TOY43AT31	TEX / CR	67		67		67			I	↔	↔		↔			
REIZ	2005		TOY43EH2	TEX / CR	67	Y	67	Y	67	PC			↔	↔		↔			
STARLET	1997	1999	TOY41RAT5	PH	33	Y	33	Y	33	Y		S11	↔	↔	↔				
T.U.V.	2003		TOY43AT31	TEX / CR	67		67		67			I	↔	↔		↔			
T.U.V.	2003		TOY43EH2	TEX / CR	67	Y	67	Y	67	PC			↔	↔		↔			
TARAGO	2003	2008	TOY43AT31	TEX / CR	67		67		67			I	↔	↔		↔			
TARAGO	2003	2008	TOY43EH2	TEX / CR	67	Y	67	Y	67	PC			↔	↔		↔			
VIOS	2007		TOY43AT31	TEX / CR	67		67		67			I	↔	↔		↔			
VIOS	2007		TOY43EH2	TEX / CR	67	Y	67	Y	67	PC			↔	↔		↔			
WISH	2004		TOY43AT31	TEX / CR	67		67		67			I	↔	↔		↔			
WISH	2004		TOY43EH2	TEX / CR	67	Y	67	Y	67	PC			↔	↔		↔			
YARIS	1999	2005	TOY41RT4	TEXAS	4C		4C		4C			E	↔	↔	↔				
YARIS	1999	2005	TOY41REH2	TEXAS	4C	Y	4C	Y	4C	Y			↔	↔	↔				
YARIS	1999	2005	TOY47EH2	TEXAS	4C	Y	4C	Y	4C	Y			↔	↔		↔			

PER: 
FOR:

TOYOTA



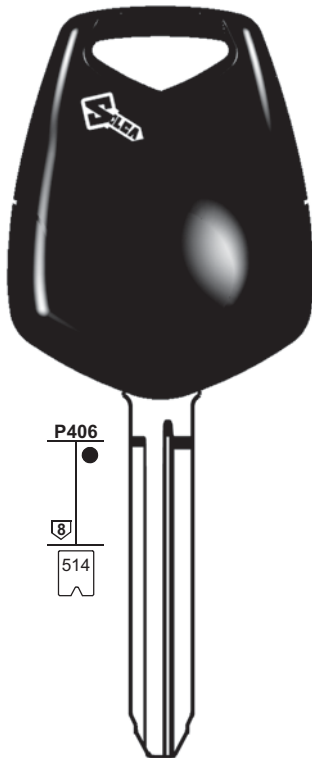
 
TOY47EH2
..... 1-13284
T..... 1-13284



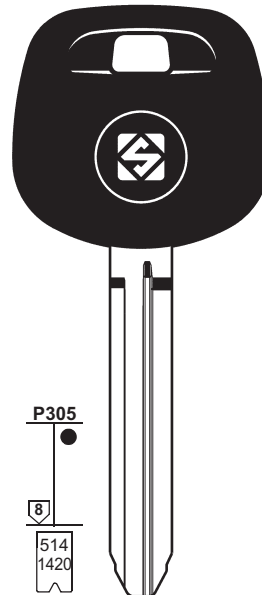
 
TOY47T4
..... 1-13284
T..... 1-13284

PER: 
FOR:

TOYOTA USA



 
TOY43EH2
.....
10001-15000
50000-59999
60000-69999



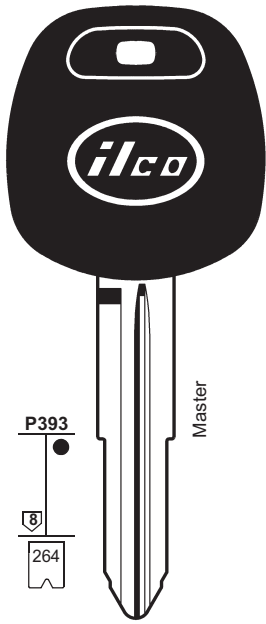
 
TOY43AT31
.....
10001-15000
50000-59999
60000-69999

 
TOY43AT4
.....
10001-15000
50000-59999
60000-69999

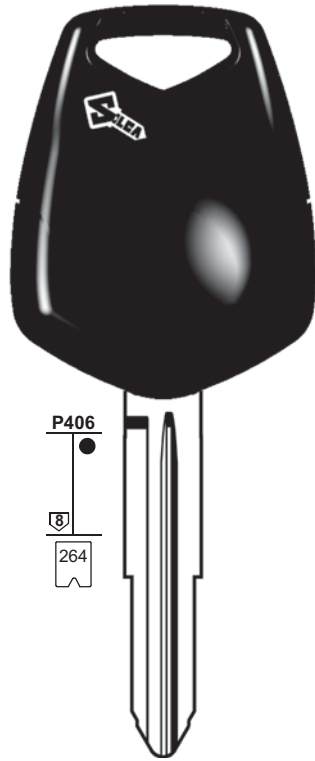
1	2	2a	3	6	71	72	42	43 44a	9b	10b 10c	12	15	A	B	C	D	
IGNITION																	
CAR MAKE/MODEL	FROM	TO	SILCA REF.	TRANSP. TYPE	ID	COPY	ID	COPY	ID	COPY	STP						
	1995	2010	 Ref.		 FAST COPY PLUS RW4 PLUS	 FAST COPY PLUS RW4 PLUS	 FAST COPY RW4	 FAST COPY RW4	 RW3	 RW3							
TOYOTA																	
YARIS	1999	2005	TOY47T4	TEXAS	4C		4C		4C			S11	↔	↔	↔		
YARIS	2005			TEX / CR	70		70		67			S11	↔	↔		↔	
YARIS	2005		TOY47EH2	TEX / CR	70	Y	70	Y	67	PC			↔	↔		↔	
TOYOTA USA																	
4RUNNER	1999	2002	TOY43EH2	TEXAS	4C	Y	4C	Y	4C	Y			↔	↔		↔	
4RUNNER	1999	2002	TOY43AT4	TEXAS	4C		4C		4C			E	↔	↔	↔	↔	
4RUNNER	2003		TOY43AT31	TEX / CR	67		67		67			I	↔	↔		↔	
4RUNNER	2003		TOY43EH2	TEX / CR	67	Y	67	Y	67	PC			↔	↔		↔	
AVALON	1998	2004	TOY43EH2	TEXAS	4C	Y	4C	Y	4C	Y			↔	↔		↔	
AVALON	1998	2004	TOY43AT4	TEXAS	4C		4C		4C			E	↔	↔	↔	↔	
AVALON	2005		TOY43AT31	TEX / CR	67		67		67			I	↔	↔		↔	
AVALON	2005		TOY43EH2	TEX / CR	67	Y	67	Y	67	PC			↔	↔		↔	
AVALON	2005		SMART KEY	TEX / CR	67		67		67								
AVANZA	2004		TOY43AT31	TEX / CR	67		67		67			I	↔	↔		↔	
AVANZA	2004		TOY43EH2	TEX / CR	67	Y	67	Y	67	PC			↔	↔		↔	
CAMRY	1998	2004	TOY43EH2	TEXAS	4C	Y	4C	Y	4C	Y			↔	↔		↔	
CAMRY	1998	2004	TOY43AT4	TEXAS	4C		4C		4C			E	↔	↔		↔	
CAMRY	2003		TOY43AT31	TEX / CR	67		67		67			I	↔	↔		↔	
CAMRY	2003		TOY43EH2	TEX / CR	67	Y	67	Y	67	PC			↔	↔		↔	
CAMRY	2006		SMART KEY	TEX / CR	67		67		67								
COROLLA	2005		TOY43AT31	TEX / CR	67		67		67			I	↔	↔		↔	
COROLLA	2005		TOY43EH2	TEX / CR	67	Y	67	Y	67	PC			↔	↔		↔	
FJ CRUISER	2007		TOY43AT31	TEX / CR	67		67		67			I	↔			↔	
FJ CRUISER	2007		TOY43EH2	TEX / CR	67	Y	67	Y	67	PC			↔			↔	
HIACE	2006		TOY43AT31	TEX / CR	67		67		67			I	↔	↔		↔	
HIACE	2006		TOY43EH2	TEX / CR	67	Y	67	Y	67	PC			↔	↔		↔	
HIGHLANDER	2001	2003	TOY43EH2	TEXAS	4C	Y	4C	Y	4C	Y			↔	↔		↔	
HIGHLANDER	2001	2003	TOY43AT4	TEXAS	4C		4C		4C			E	↔	↔	↔	↔	
HIGHLANDER	2004		TOY43AT31	TEX / CR	67		67		67			I	↔	↔		↔	
HIGHLANDER	2004		TOY43EH2	TEX / CR	67	Y	67	Y	67	PC			↔	↔		↔	
HIGHLANDER	2006		SMART KEY	TEX / CR	67		67		67								
HILUX	2004	2009	TOY43AT31	TEX / CR	67		67		67			I	↔	↔		↔	
LAND CRUISER	1998	2002	TOY43EH2	TEXAS	4C	Y	4C	Y	4C	Y			↔	↔		↔	
LAND CRUISER	1998	2002	TOY43AT4	TEXAS	4C		4C		4C			E	↔	↔	↔	↔	
LAND CRUISER	2003	2008	TOY43AT31	TEX / CR	67		67		67			I	↔	↔		↔	
LAND CRUISER	2003	2008	TOY43EH2	TEX / CR	67	Y	67	Y	67	PC			↔	↔		↔	
LAND CRUISER	2009		SMART KEY	TEX / CR	67		67		67								
MATRIX	2005		TOY43AT31	TEX / CR	67		67		67			I	↔	↔		↔	
MATRIX	2005		TOY43EH2	TEX / CR	67	Y	67	Y	67	PC			↔	↔		↔	


PER: 
FOR:

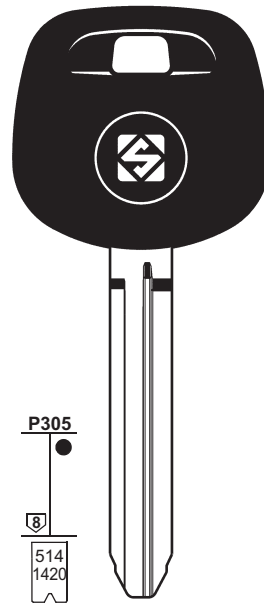
TOYOTA USA




TOY57-PT
P 1-2390

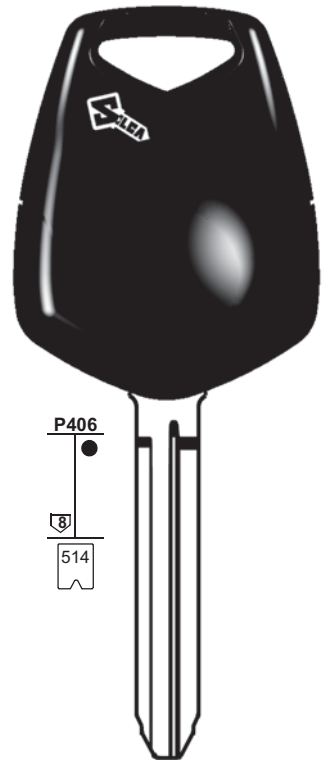



TOY41REH2
G 1-2377
P 1-2390
X 1-2248




TOY43AT31
.....
10001-15000
50000-59999
60000-69999

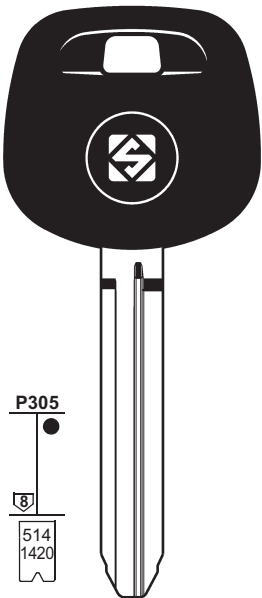

TOY43AT4
.....
10001-15000
50000-59999
60000-69999






TOY43EH2
.....
10001-15000
50000-59999
60000-69999

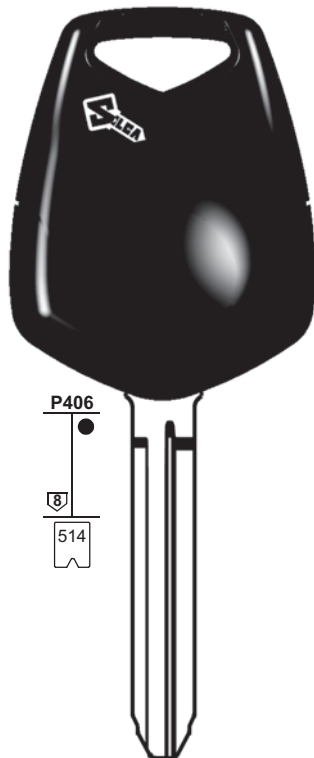
PER: 
FOR:

TOYOTA JAPAN




TOY43AT31
.....
10001-15000
50000-59999
60000-69999

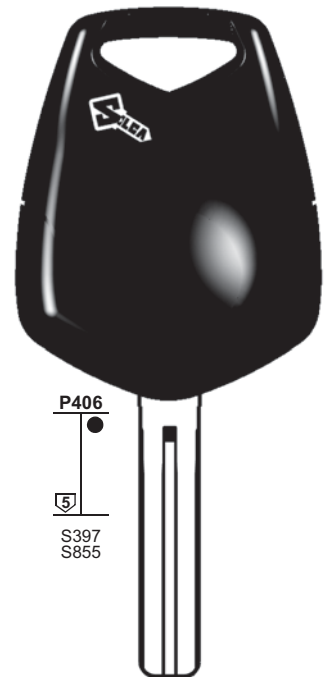

TOY43AT4
.....
10001-15000
50000-59999
60000-69999




TOY43EH2
.....
10001-15000
50000-59999
60000-69999




TOY48BT4
..... 40000-49999

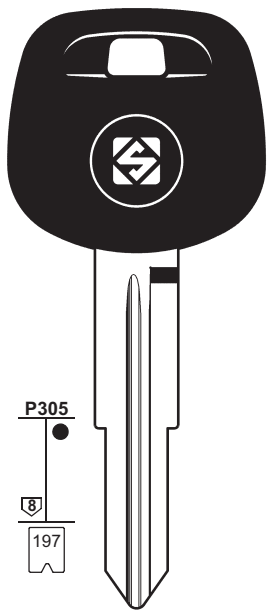



TOY48EH2
..... 40000-49999

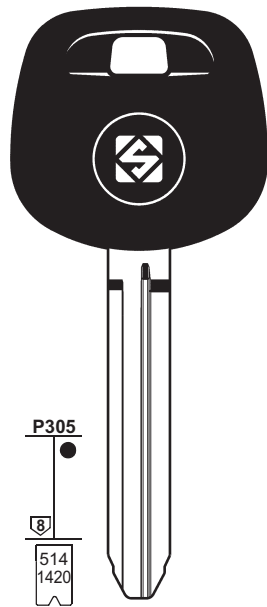
1	2	2a	3	6	71	72	42	43 44a	9b	10b 10c	12	15	A	B	C	D	
IGNITION																	
CAR MAKE/MODEL	FROM	TO	SILCA REF.	TRANSP. TYPE	ID	COPY	ID	COPY	ID	COPY	STP						
	1995	2010	 Ref.		 FAST COPY PLUS RW4 PLUS	 FAST COPY PLUS RW4 PLUS	 FAST COPY RW4	 FAST COPY RW4	 RW3	 RW3							
TOYOTA USA																	
MR2	2001	2005	TOY41REH2	TEXAS	4C	Y	4C	Y	4C	Y			↔	↔	↔		
MR2	2001	2005	TOY57-PT	TEXAS	4C		4C		4C			E	↔	↔	↔		
PRIUS	2001	2003	TOY43EH2	TEXAS	4C	Y	4C	Y	4C	Y							
PRIUS	2001	2003	TOY43AT4	TEXAS	4C		4C		4C			E					
PRIUS	2004	2008	TOY43AT31	TEX / CR	67		67		67			I	↔	↔			
PRIUS	2004	2008	TOY43EH2	TEX / CR	67	Y	67	Y	67	PC			↔	↔			
PRIUS	2009		SMART KEY	TEX / CR	67		67		67								
RAV 4	2006	2009	TOY43AT31	TEX / CR	67		67		67			I	↔	↔		↔	
RAV 4	2006	2009	TOY43EH2	TEX / CR	67	Y	67	Y	67	PC			↔	↔		↔	
SEQUOIA	2001	2002	TOY43EH2	TEXAS	4C	Y	4C	Y	4C	Y			↔	↔		↔	
SEQUOIA	2001	2002	TOY43AT4	TEXAS	4C		4C		4C			I	↔	↔		↔	
SEQUOIA	2003		TOY43AT31	TEX / CR	67		67		67			I	↔	↔		↔	
SEQUOIA	2003		TOY43EH2	TEX / CR	67	Y	67	Y	67	PC			↔	↔		↔	
SIENNA	1999	2003	TOY43EH2	TEXAS	4C	Y	4C	Y	4C	Y			↔	↔		↔	
SIENNA	1999	2003	TOY43AT4	TEXAS	4C		4C		4C			E	↔	↔		↔	
SIENNA	2004		TOY43AT31	TEX / CR	67		67		67			I	↔	↔		↔	
SIENNA	2004		TOY43EH2	TEX / CR	67	Y	67	Y	67	PC			↔	↔		↔	
SOLARA	2002	2003	TOY43EH2	TEXAS	4C	Y	4C	Y	4C	Y			↔	↔		↔	
SOLARA	2002	2003	TOY43AT4	TEXAS	4C		4C		4C			E	↔	↔		↔	
SOLARA	2004		TOY43AT31	TEX / CR	67		67		67			I	↔	↔		↔	
SOLARA	2004		TOY43EH2	TEX / CR	67	Y	67	Y	67	PC			↔	↔		↔	
TACOMA	2005		TOY43AT31	TEX / CR	67		67		67			I	↔	↔			
TACOMA	2005		TOY43EH2	TEX / CR	67	Y	67	Y	67	PC			↔	↔			
TUNDRA	2005		TOY43AT31	TEX / CR	67		67		67			I	↔	↔			
TUNDRA	2005		TOY43EH2	TEX / CR	67	Y	67	Y	67	PC			↔	↔			
VENZA	2008		SMART KEY	TEX / CR	67		67		67				↔	↔		↔	
YARIS	2007		TOY43AT31	TEX / CR	67		67		67			I	↔	↔			
YARIS	2007		TOY43EH2	TEX / CR	67	Y	67	Y	67	PC			↔	↔			
TOYOTA JAPAN																	
ALPHARD	2003		TOY43AT31	TEX / CR	67		67		67				↔	↔		↔	
ALPHARD	2003		TOY43EH2	TEX / CR	67	Y	67	Y	67	PC			↔	↔		↔	
ARISTO	1998	2005	TOY48EH2	TEXAS	4C	Y	4C	Y	4C	Y			↔	↔		↔	
ARISTO	1998	2005	TOY48BT4	TEXAS	4C		4C		4C			S11	↔	↔		↔	
bB	2000	2005	TOY43AT31	TEX / CR	67		67		67				↔	↔		↔	
bB	2000	2005	TOY43EH2	TEX / CR	67	Y	67	Y	67	PC			↔	↔		↔	
BREVIS	2001		TOY48BT4	TEXAS	4C		4C		4C			S11	↔	↔		↔	
BREVIS	2001		TOY48EH2	TEXAS	4C	Y	4C	Y	4C	Y			↔	↔		↔	
CALDINA	2002	2004	TOY43AT4	TEXAS	4C		4C		4C			S11	↔	↔		↔	
CALDINA	2002	2004	TOY43EH2	TEXAS	4C	Y	4C	Y	4C	Y			↔	↔		↔	


PER: 
FOR:


TOYOTA JAPAN

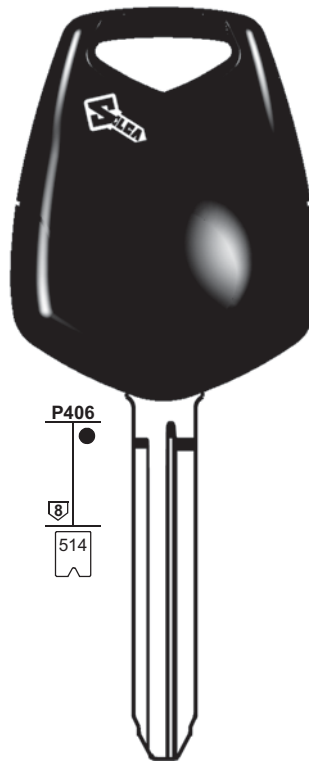



TOY42AT5
S 1-2878




TOY43AT31
.....
10001-15000
50000-59999
60000-69999


TOY43AT4
.....
10001-15000
50000-59999
60000-69999



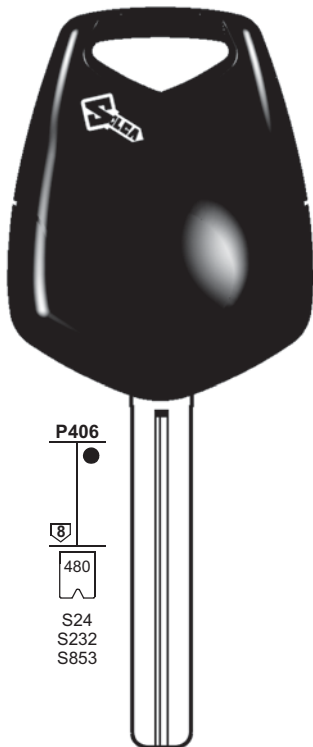

TOY43EH2
.....
10001-15000
50000-59999
60000-69999





TOY40BT4
..... 1-5000

PER: 
FOR:

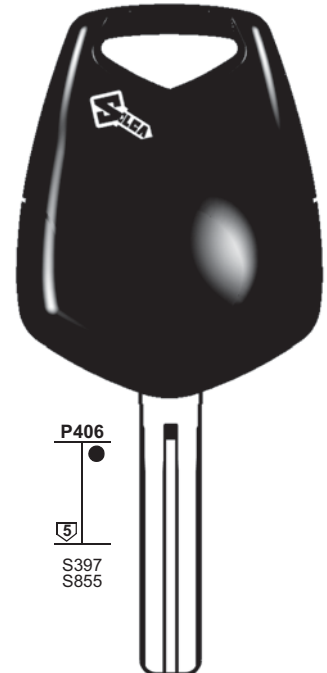
TOYOTA JAPAN






















TOY40EH2
..... 1-5000
L 0001-1000




TOY48BT4
..... 40000-49999

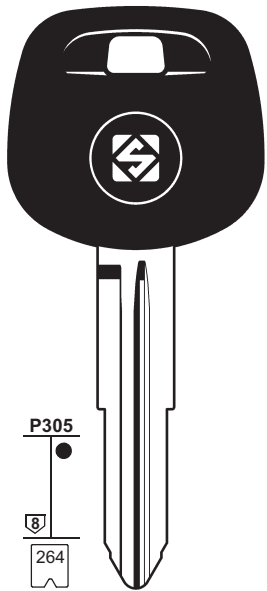





TOY48EH2
..... 40000-49999

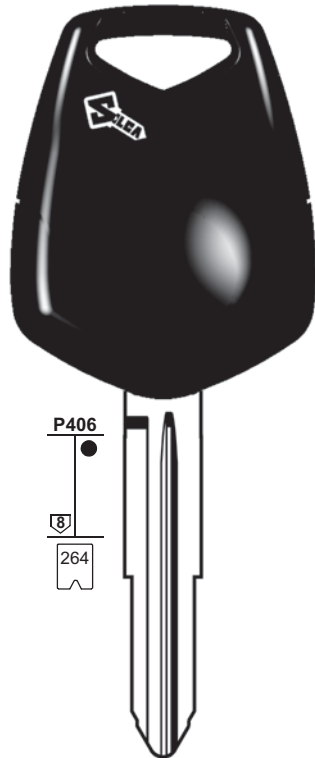
1	2	2a	3	6	71	72	42	43 44a	9b	10b 10c	12	15	A	B	C	D			
				IGNITION 															
CAR MAKE/MODEL	FROM	TO	SILCA REF.	TRANSP. TYPE	ID	COPY	ID	COPY	ID	COPY	STP								
	1995 	2010 	 Ref.		 FAST COPY PLUS RW4 PLUS	 FAST COPY PLUS RW4 PLUS	 FAST COPY RW4	 FAST COPY RW4	 RW3	 RW3									
TOYOTA JAPAN																			
CELSIOR	1998	2004	TOY40EH2	TEXAS	4C	Y	4C	Y	4C	Y			↔	↔		↔			
CELSIOR	1998	2004	TOY48EH2	TEXAS	4C	Y	4C	Y	4C	Y			↔	↔		↔			
CELSIOR	1998	2004	TOY40BT4	TEXAS	4C		4C		4C			S11	↔	↔		↔			
CELSIOR	1998	2004	TOY48BT4	TEXAS	4C		4C		4C			S11	↔	↔		↔			
COROLLA FIELDER	2004		TOY43AT31	TEX / CR	67		67		67				↔	↔		↔			
COROLLA FIELDER	2004		TOY43EH2	TEX / CR	67	Y	67	Y	67	PC			↔	↔		↔			
COROLLA RUNX	2004		TOY43AT31	TEX / CR	67		67		67				↔	↔		↔			
COROLLA RUNX	2004		TOY43EH2	TEX / CR	67	Y	67	Y	67	PC			↔	↔		↔			
COROLLA SPACIO	2003		TOY43EH2	TEX / CR	67	Y	67	Y	67	PC			↔	↔		↔			
COROLLA SPACIO	2003		TOY43AT31	TEX / CR	67		67		67				↔	↔		↔			
CROWN	1999	2005	TOY48BT4	TEXAS	4C		4C		4C			S11	↔	↔		↔			
CROWN	1999	2005	TOY48EH2	TEXAS	4C	Y	4C	Y	4C	Y			↔	↔		↔			
DYNA	2008		TOY43AT31	TEX / CR	67		67		67			I	↔	↔		↔			
DYNA	2008		TOY43EH2	TEX / CR	67	Y	67	Y	67	PC			↔	↔		↔			
ESTIMA	1997	2001	TOY42AT5	PH	33	Y	33	Y	33	Y		S11	↔	↔	↔				
ESTIMA	2001	2003	TOY43AT4	TEXAS	4C		4C		4C			S11	↔	↔		↔			
ESTIMA	2001	2003	TOY43EH2	TEXAS	4C	Y	4C	Y	4C	Y			↔	↔		↔			
ESTIMA	2003		TOY43AT31	TEX / CR	67		67		67				↔	↔		↔			
ESTIMA	2003		TOY43EH2	TEX / CR	67	Y	67	Y	67	PC			↔	↔		↔			
FUN CARGO	2003	2005	TOY43AT31	TEX / CR	67		67		67			I	↔	↔		↔			
FUN CARGO	2003	2005	TOY43EH2	TEX / CR	67	Y	67	Y	67	PC			↔	↔		↔			
GAIA	1999	2004	TOY43EH2	TEXAS	4C	Y	4C	Y	4C	Y			↔	↔		↔			
GAIA	1999	2004	TOY43AT4	TEXAS	4C		4C		4C			E	↔	↔	↔	↔			
IPSUM	1996	2003	TOY43EH2	TEXAS	4C	Y	4C	Y	4C	Y			↔	↔		↔			
IPSUM	1996	2003	TOY43AT4	TEXAS	4C		4C		4C			S11	↔	↔		↔			
IPSUM	2003		TOY43AT31	TEX / CR	67		67		67			I	↔	↔		↔			
IPSUM	2003		TOY43EH2	TEX / CR	67	Y	67	Y	67	PC			↔	↔		↔			
ISIS	2003		TOY43AT31	TEX / CR	67		67		67			I	↔	↔		↔			
ISIS	2003		TOY43EH2	TEX / CR	67	Y	67	Y	67	PC			↔	↔		↔			
IST	2003		TOY43AT31	TEX / CR	67		67		67			I	↔	↔		↔			
IST	2003		TOY43EH2	TEX / CR	67	Y	67	Y	67	PC			↔	↔		↔			
KLUGER	2001	2003	TOY43AT4	TEXAS	4C		4C		4C			E	↔	↔		↔			
KLUGER	2001	2003	TOY43EH2	TEXAS	4C	Y	4C	Y	4C	Y			↔	↔		↔			
KLUGER	2003		TOY43AT31	TEX / CR	67		67		67				↔	↔		↔			
KLUGER	2003		TOY43EH2	TEX / CR	67	Y	67	Y	67	PC			↔	↔		↔			
LAND CRUISER PRADO	2000	2002	TOY43AT4	TEXAS	4C		4C		4C			S11	↔	↔		↔			
LAND CRUISER PRADO	2000	2002	TOY48BT4	TEXAS	4C		4C		4C			S11	↔	↔		↔			
LAND CRUISER PRADO	2000	2002	TOY43EH2	TEXAS	4C	Y	4C	Y	4C	Y			↔	↔		↔			
LAND CRUISER PRADO	2000	2002	TOY48EH2	TEXAS	4C	Y	4C	Y	4C	Y			↔	↔		↔			

PER: 
FOR:

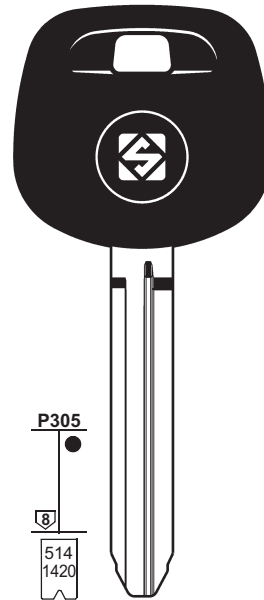
TOYOTA JAPAN






 
TOY41RAT4
G 1-2377
P 1-2390
X 1-2248



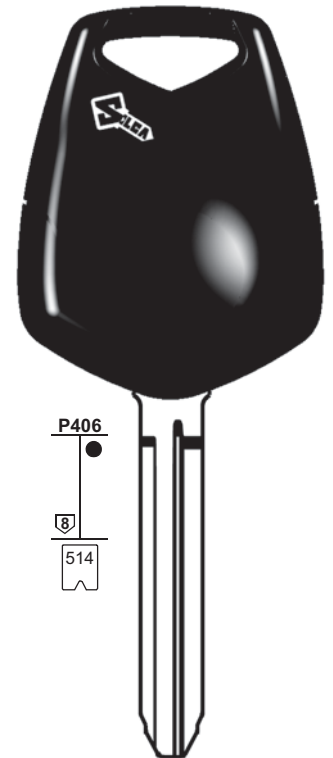
 
TOY41REH2
G 1-2377
P 1-2390
X 1-2248



 
TOY43AT31
.....
10001-15000
50000-59999
60000-69999

 
TOY43AT4
.....
10001-15000
50000-59999
60000-69999

SUZUKI



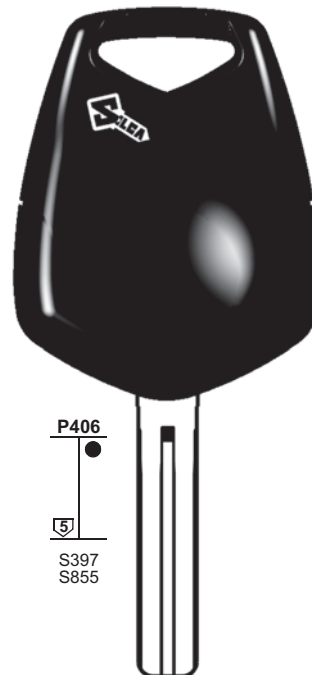
 
TOY43EH2
.....
10001-15000
50000-59999
60000-69999

PER: 
FOR:

TOYOTA JAPAN



 
TOY48BT4
..... 40000-49999

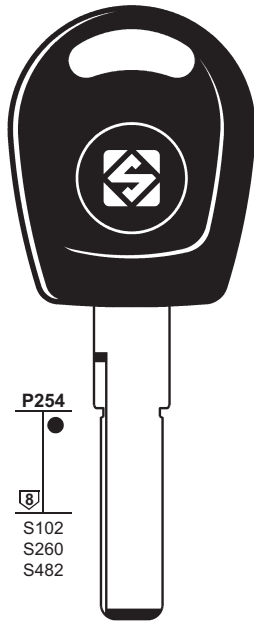


 
TOY48EH2
..... 40000-49999

1	2	2a	3	6	71	72	42	43 44a	9b	10b 10c	12	15	A	B	C	D	
IGNITION																	
CAR MAKE/MODEL	FROM	TO	SILCA REF.	TRANSP. TYPE	ID	COPY	ID	COPY	ID	COPY	STP						
	1995	2010	 Ref.		 FAST COPY PLUS RW4 PLUS	 FAST COPY PLUS RW4 PLUS	 FAST COPY RW4	 FAST COPY RW4	 RW3	 RW3							
TOYOTA JAPAN																	
LAND CRUISER PRADO	2002	2005	TOY43AT31	TEX / CR	67		67		67			I	↔	↔		↔	
LAND CRUISER PRADO	2002	2005	TOY43EH2	TEX / CR	67	Y	67	Y	67	PC			↔	↔		↔	
MARK 2	2000	2006	TOY43AT4	TEXAS	4C		4C		4C			S11	↔	↔		↔	
MARK 2	2000	2006	TOY43EH2	TEXAS	4C	Y	4C	Y	4C	Y			↔	↔		↔	
MARK X	2004		TOY43AT31	TEX / CR	67		67		67				↔	↔		↔	
MARK X	2004		TOY43EH2	TEX / CR	67	Y	67	Y	67	PC			↔	↔		↔	
NOAH	2004		TOY43AT31	TEX / CR	67		67		67				↔	↔		↔	
NOAH	2004		TOY43EH2	TEX / CR	67	Y	67	Y	67	PC			↔	↔		↔	
OPEN DECK	2000	2005	TOY43AT31	TEX / CR	67		67		67			I	↔	↔		↔	
OPEN DECK	2000	2005	TOY43EH2	TEX / CR	67	Y	67	Y	67	PC			↔	↔		↔	
ORIGIN	2000		TOY48BT4	TEXAS	4C		4C		4C			S11	↔	↔		↔	
ORIGIN	2000		TOY48EH2	TEXAS	4C	Y	4C	Y	4C	Y			↔	↔		↔	
PLATZ	1999	2002	TOY41RAT4	TEXAS	4C		4C		4C			E					
PLATZ	1999	2002	TOY41REH2	TEXAS	4C	Y	4C	Y	4C	Y			↔	↔		↔	
PLATZ	1999	2002	TOY41RAT4	TEXAS	4C		4C		4C			S11					
PLATZ	2003	2005	TOY43AT31	TEX / CR	67		67		67				↔	↔		↔	
PLATZ	2003	2005	TOY43EH2	TEX / CR	67	Y	67	Y	67	PC			↔	↔		↔	
PROGRÈS NC300	1998	2006	TOY48EH2	TEXAS	4C	Y	4C	Y	4C	Y			↔	↔		↔	
PROGRÈS NC300	1998	2006	TOY48BT4	TEXAS	4C		4C		4C			S11	↔	↔		↔	
PRONARD	2000	2002	TOY43AT4	TEXAS	4C		4C		4C			S11	↔	↔		↔	
PRONARD	2000	2002	TOY43EH2	TEXAS	4C	Y	4C	Y	4C	Y			↔	↔		↔	
RAUM	2003		TOY43AT31	TEX / CR	67		67		67				↔	↔		↔	
RAUM	2003		TOY43EH2	TEX / CR	67	Y	67	Y	67	PC			↔	↔		↔	
RAV 4	2003		TOY43AT31	TEX / CR	67		67		67			I	↔	↔		↔	
RAV 4	2003		TOY43EH2	TEX / CR	67	Y	67	Y	67	PC			↔	↔		↔	
REGIUSACE	2007		TOY43AT31	TEX / CR	67		67		67			I	↔	↔		↔	
REGIUSACE	2007		TOY43EH2	TEX / CR	67	Y	67	Y	67	PC			↔	↔		↔	
SIENTA	2003		TOY43AT31	TEX / CR	67		67		67				↔	↔		↔	
SIENTA	2003		TOY43EH2	TEX / CR	67	Y	67	Y	67	PC			↔	↔		↔	
TOYOACE	2008		TOY43AT31	TEX / CR	67		67		67			I	↔	↔		↔	
TOYOACE	2008		TOY43EH2	TEX / CR	67	Y	67	Y	67	PC			↔	↔		↔	
VANGUARD	2005		TOY43AT31	TEX / CR	67		67		67			I	↔	↔		↔	
VANGUARD	2005		TOY43EH2	TEX / CR	67	Y	67	Y	67	PC			↔	↔		↔	
VEROSSA	2001	2004	TOY43AT4	TEXAS	4C		4C		4C			S11	↔	↔		↔	
VEROSSA	2001	2004	TOY43EH2	TEXAS	4C	Y	4C	Y	4C	Y			↔	↔		↔	
VITZ	2003		TOY43AT31	TEX / CR	67		67		67			I	↔	↔		↔	
VITZ	2003		TOY43EH2	TEX / CR	67	Y	67	Y	67	PC			↔	↔		↔	
VOXY	2004		TOY43AT31	TEX / CR	67		67		67			I	↔	↔		↔	
VOXY	2004		TOY43EH2	TEX / CR	67	Y	67	Y	67	PC			↔	↔		↔	
WINDOM	2001	2004	TOY48BT4	TEXAS	4C		4C		4C			S11	↔	↔		↔	
WINDOM	2001	2004	TOY48EH2	TEXAS	4C	Y	4C	Y	4C	Y			↔	↔		↔	
WISH	2003		TOY43AT31	TEX / CR	67		67		67				↔	↔		↔	
WISH	2003		TOY43EH2	TEX / CR	67	Y	67	Y	67	PC			↔	↔		↔	

PER: 
FOR:

VOLKSWAGEN




HU66T28
..... 1-2000
1ATS..... 00001-17850

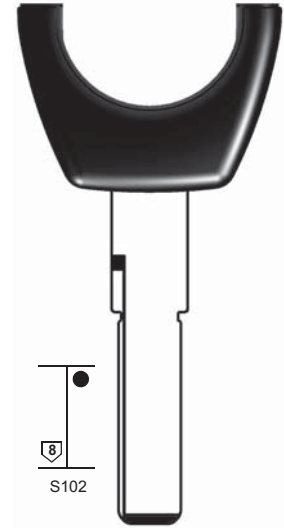

HU66T24
..... 1-2000
1ATS..... 00001-17850


HU66T15
..... 1-2000
1ATS..... 00001-17850


HU66T10
..... 1-2000


HU66T5
..... 1-2000


HU66T6
..... 1-2000




S102


HU66CT5
..... 1-2000

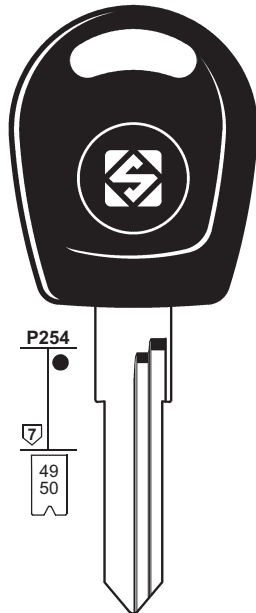

HU66CT6

HUF - WITTE

HUF - WITTE


PER: 
FOR:

VOLKSWAGEN

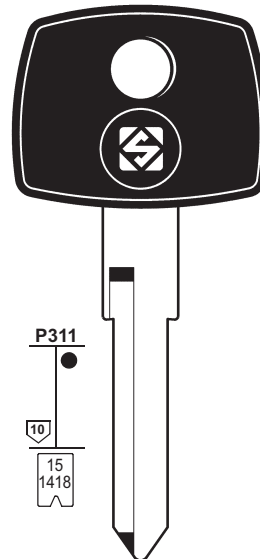



HU49T5
AH.....
1-8154
1001-9282


HU49T10
AH.....
1-8154
1001-9282



HU49T28
AH.....
1-8154
1001-9282

HUF - WITTE




P311

15
1418

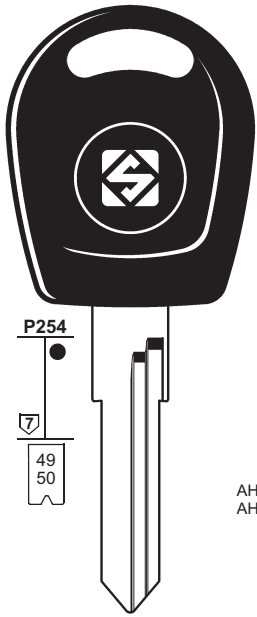

YM15T5
.. NF .. 1-99 .. 1-99
HM .. 1-1200
HM .. 2501-3500
HM .. 4001-7350
HM .. 6001-7109
NF .. 1-1200
NM .. 2501-3500

YMOS

1	2	2a	3	6	71	72	42	43 44a	9b	10b 10c	12	15	A	B	C	D
IGNITION																
CAR MAKE/MODEL	FROM	TO	SILCA REF.	TRANSP. TYPE	ID	COPY	ID	COPY	ID	COPY	STP					
	1995	2010	 Ref.		 FAST COPY PLUS RW4 PLUS	 FAST COPY PLUS RW4 PLUS	 FAST COPY RW4	 FAST COPY RW4	 RW3	 RW3						
VOLKSWAGEN																
BEETLE	1998	2004	HU66T6	MEG / CR	48		48		48				↔	↔	↔	↔
BEETLE	2005		HU66T24	MEG / CR	A1		A1		48				↔	↔	↔	↔
BORA	1998	2005	HU66T6	MEG / CR	48		48		48				↔	↔	↔	↔
CABRIO	2000	2005	HU66T15	PH / CR	4W		4W		44	ID			↔	↔		↔
CABRIO	2000	2005	HU66T28	PH / CR	4W	RD	4W	RD	44	ID			↔	↔		↔
CADDY	1995	1998	HU49T5	PH	33	Y	33	Y	33	Y	S-V		↔	↔	↔	↔
CADDY	1998	2000	HU49T10	PH / CR	42	Y	42	Y	42	ID			↔	↔	↔	↔
CADDY	2000	2003	HU49T28	PH / CR	4W	RD	4W	RD	44	ID			↔	↔	↔	↔
CADDY	2004		HU66T24	MEG / CR	A1		A1		48				↔	↔		↔
CRAFTER	2006			MEG / CR	A1		A1		48				↔	↔	↔	↔
CROSS GOLF	2006		HU66T24	MEG / CR	A1		A1		48				↔	↔		↔
EOS	2006		HU66T24	MEG / CR	A1		A1		48				↔	↔		↔
EURO VAN	2000	2004	HU66T6	MEG / CR	48		48		48				↔	↔		↔
FOX	2005		HU66T6	MEG / CR	48		48		48				↔	↔	↔	↔
GOLF CABRIO	1995	1998	HU49T5	PH	33	Y	33	Y	33	Y	S-V		↔	↔	↔	↔
GOLF CABRIO	1998	2000	HU66T10	PH / CR	42	Y	42	Y	42	ID			↔	↔	↔	↔
GOLF CABRIO	2000	2004	HU66T15	PH / CR	4W		4W		44	ID			↔	↔	↔	↔
GOLF CABRIO	2000	2004	HU66T28	PH / CR	4W	RD	4W	RD	44	ID			↔	↔	↔	↔
GOLF CABRIO	2004		HU66T24	MEG / CR	A1		A1		48				↔	↔		↔
GOLF GTI	2000	2004	HU66T6	MEG / CR	48		48		48				↔	↔		↔
GOLF	1995	1998	HU49T5	PH	33	Y	33	Y	33	Y	S-V		↔	↔	↔	↔
GOLF	1998	2004	HU66T6	MEG / CR	48		48		48				↔	↔	↔	↔
GOLF	2004	2008	HU66T24	MEG / CR	A1		A1		48				↔	↔		↔
GOLF	2008			MEG / CR	A1		A1		48				↔	↔		↔
INDIVIDUAL	2004		HU66T24	MEG / CR	A1		A1		48				↔	↔		↔
JETTA	2000	2004	HU66T6	MEG / CR	48		48		48				↔	↔	↔	↔
JETTA	2004		HU66T24	MEG / CR	A1		A1		48				↔	↔		↔
LT 28	2000		YM15T5	TEMIC	12	Y	12	Y	12	Y			↔	↔	↔	
LUPO	1998	2000	HU66T10	PH / CR	42	Y	42	Y	42	ID			↔	↔	↔	↔
LUPO	2000	2005	HU66T15	PH / CR	4W		4W		44	ID			↔	↔	↔	↔
LUPO	2000	2005	HU66T28	PH / CR	4W	RD	4W	RD	44	ID			↔	↔	↔	↔
MULTIVAN	2003		HU66T24	MEG / CR	A1		A1		48				↔	↔	↔	↔
PASSAT W8	2002	2004	HU66T6	MEG / CR	48		48		48				↔	↔		↔
PASSAT	1995	1997	HU49T5	PH	33	Y	33	Y	33	Y	S-V		↔	↔	↔	↔
PASSAT	1997	1998	HU66CT5	MEG	13	Y	13	Y	13	Y			↔	↔	↔	↔
PASSAT	1997	1998	HU66T5	MEG	13	Y	13	Y	13	Y			↔	↔	↔	↔
PASSAT	1998	2004	HU66CT6	MEG / CR	48		48		48				↔	↔	↔	↔
PASSAT	1998	2004	HU66T6	MEG / CR	48		48		48				↔	↔	↔	↔
PASSAT	2004	2005	HU66T24	MEG / CR	A1		A1		48				↔	↔		↔


PER: 
FOR:

VOLKSWAGEN




HU70T6
AH 1-8154
AH 1001-9282

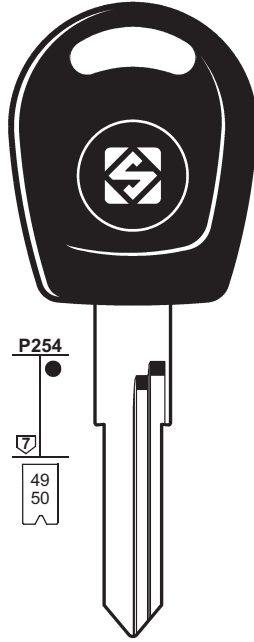

HU49RT6
AH 1-8154
AH 1001-9282


HU49T5
AH 1-8154
AH 1001-9282


HU49T28
AH 1-8154
AH 1001-9282

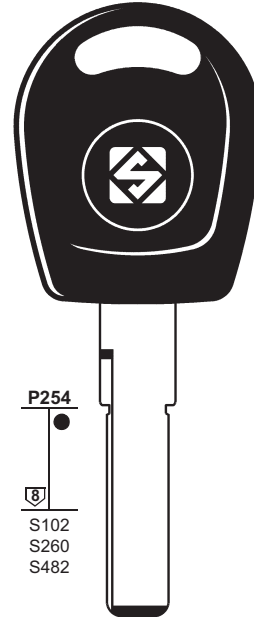

HU49T10
AH 1-8154
AH 1001-9282

HUF - WITTE




HU49T10X
AH 1-8154
AH 1001-9282

HUF - WITTE




HU66T28
..... 1-2000
1ATS 00001-17850


HU66T24
..... 1-2000
1ATS 00001-17850


HU66T15
..... 1-2000
1ATS 00001-17850


HU66T5
..... 1-2000

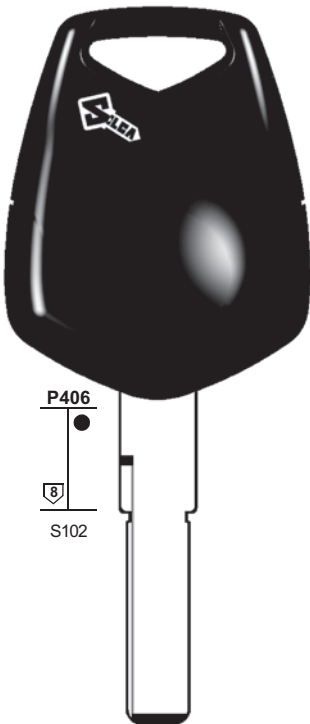

HU66T10
..... 1-2000



HU66T6
..... 1-2000

HUF - WITTE

PER: 
FOR:

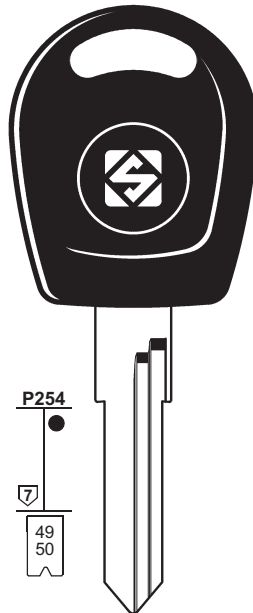
VOLKSWAGEN




HU66EHP
..... 1-2000

HUF


VOLKSWAGEN SUD AMERICA

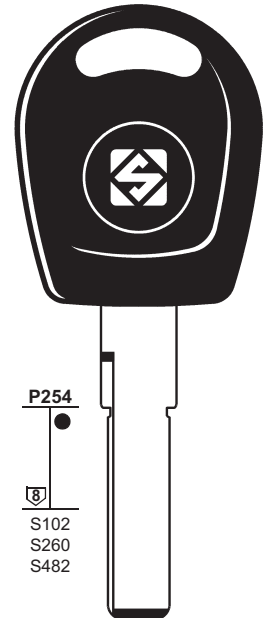



HU70T6
AH 1-8154
AH 1001-9282


HU49RT6
AH 1-8154
AH 1001-9282

HUF - WITTE


WT9T6
HV 1-8154
HV 1001-9282



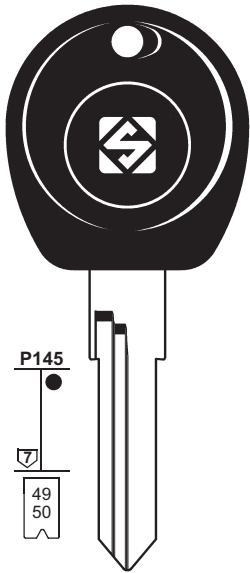

HU66T6
..... 1-2000

HUF - WITTE

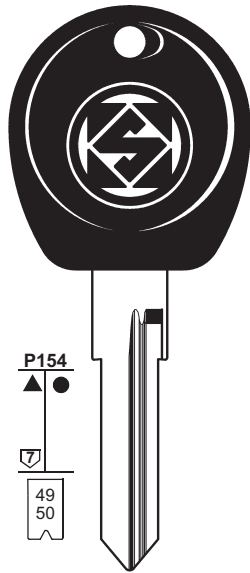
1	2	2a	3	6	71	72	42	43 44a	9b	10b 10c	12	15	A	B	C	D	
IGNITION																	
CAR MAKE/MODEL	FROM	TO	SILCA REF.	TRANSP. TYPE	ID	COPY	ID	COPY	ID	COPY	STP						
	1995	2010	 Ref.		 FAST COPY PLUS RW4 PLUS	 FAST COPY PLUS RW4 PLUS	 FAST COPY RW4	 FAST COPY RW4	 RW3	 RW3							
VOLKSWAGEN																	
PASSAT	2006			MEG / CR	A1		A1		48								
PHAETON	2003			PH / CR2	46		46		46				↔	↔		↔	
PHAETON	2003		HU66EHP	PH / CR2	46	Y	46	P-BOX	46				↔	↔		↔	
POLO	1995	1998	HU49T5	PH	33	Y	33	Y	33	Y	S-V		↔	↔	↔	↔	
POLO	1998	2000	HU66T10	PH / CR	42	Y	42	Y	42	ID			↔	↔	↔	↔	
POLO	2000	2001	HU66T15	PH / CR	4W		4W		44	ID			↔	↔	↔	↔	
POLO	2000	2001	HU66T28	PH / CR	4W	RD	4W	RD	44	ID			↔	↔	↔	↔	
POLO	2001	2005	HU66T6	MEG / CR	48		48		48				↔	↔	↔	↔	
POLO	2005	2009	HU66T24	MEG / CR	A1		A1		48				↔	↔		↔	
POLO	2009			MEG / CR	A1		A1		48				↔	↔		↔	
SAVEIRO	1995		HU49RT6	MEG / CR	48		48		48								
SAVEIRO	1995		HU70T6	MEG / CR	48		48		48								
SCIROCCO	2008			MEG / CR	A1		A1		48				↔	↔		↔	
SHARAN	1995	1998	HU66T5	PH	33	Y	33	Y	33	Y	S-V		↔	↔	↔	↔	
SHARAN	1998	2000	HU66T10	PH / CR	42	Y	42	Y	42	ID			↔	↔	↔	↔	
SHARAN	2000		HU66T15	PH / CR	4W		4W		44	ID			↔	↔	↔	↔	
SHARAN	2000		HU66T28	PH / CR	4W	RD	4W	RD	44	ID			↔	↔	↔	↔	
TIGUAN	2007		HU66T24	MEG / CR	A1		A1		48				↔				
TOUAREG	2003		HU66EHP	PH / CR2	46	Y	46	P-BOX	46				↔	↔	↔	↔	
TOUAREG	2003			PH / CR2	46		46		46				↔	↔	↔	↔	
TOURAN	2003		HU66T24	MEG / CR	A1		A1		48				↔	↔		↔	
TRANSPORTER	1995	1998	HU49T5	PH	33	Y	33	Y	33	Y	S-V		↔	↔	↔	↔	
TRANSPORTER	1998	2001	HU49T28	PH / CR	4W	RD	4W	RD	44	ID			↔	↔		↔	
TRANSPORTER	1998	2001	HU49T10	PH / CR	42	Y	42	Y	42	ID			↔	↔	↔	↔	
TRANSPORTER	1998	2001	HU49T10X	PH / CR	42	Y	42	Y	42	ID			↔	↔	↔	↔	
TRANSPORTER	2001	2004	HU66T15	PH / CR	4W		4W		44	ID			↔	↔	↔	↔	
TRANSPORTER	2001	2004	HU66T28	PH / CR	4W	RD	4W	RD	44	ID			↔	↔	↔	↔	
TRANSPORTER	2004		HU66T24	MEG / CR	A1		A1		48				↔	↔		↔	
VENTO	1995	1998	HU49T5	PH	33	Y	33	Y	33	Y	S-V		↔	↔	↔	↔	
VOLKSWAGEN SUD AMERICA																	
GOL	1999	2004	HU49RT6	MEG / CR	48		48		48								
GOL	1999	2004	HU70T6	MEG / CR	48		48		48								
GOL	2005	2008	HU66T6	MEG / CR	48		48		48								
GOLF	1998		HU66T6	MEG / CR	48		48		48				↔	↔	↔	↔	
KOMBI	1999		HU49RT6	MEG / CR	48		48		48								
KOMBI	1999		HU70T6	MEG / CR	48		48		48								
PARATI	1999		HU49RT6	MEG / CR	48		48		48								
PARATI	1999		HU70T6	MEG / CR	48		48		48								
SANTANA 2000	1998		WT9T6	MEG / CR	48		48		48								

PER: 
FOR:

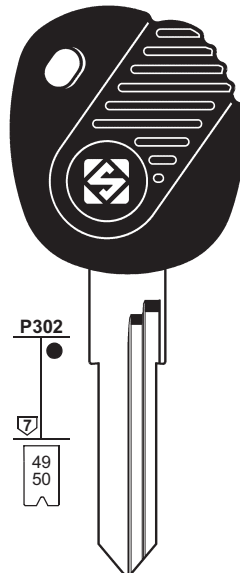
VOLKSWAGEN SUD AMERICA



HU49RCP
AH 1-8154
AH 1001-9282



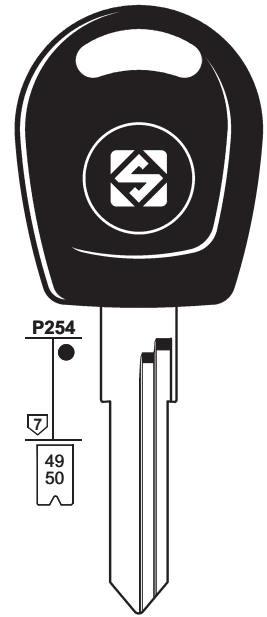
WT7CP
HV 1-8154
HV 1001-9282



HU49EP
AH 1-8154
AH 1001-9282



HU49REP
AH 1-8154
AH 1001-9282



HU70T6
AH 1-8154
AH 1001-9282

WT9T6
HV 1-8154
HV 1001-9282

HU70EP ▲
AH 1-8154
AH 1001-9282

HU49RT6
AH 1-8154
AH 1001-9282

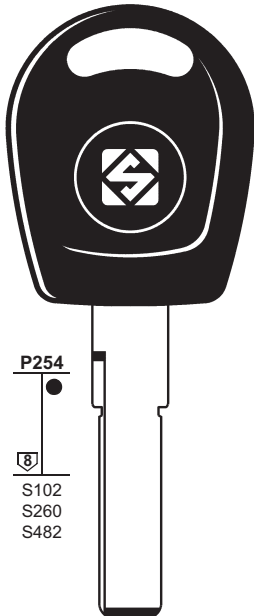
HUF

HUF - WITTE

HUF - WITTE

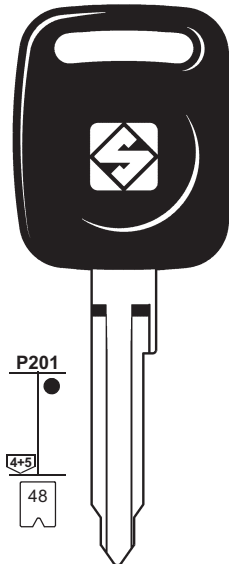
PER: 
FOR:

VOLKSWAGEN SUD AMERICA



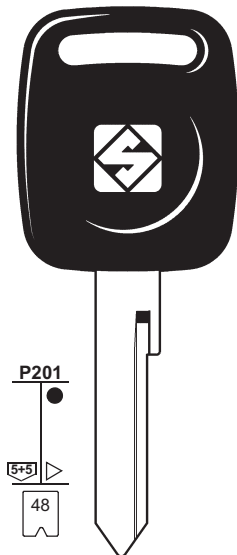
HU66T6
1ATS 00001-17850
. . . . 1-2000

HUF - WITTE



VO4RDP
. . K . . .
11-72.1-110
AH 1-8154
AH 1001-9282

HUF - WITTE

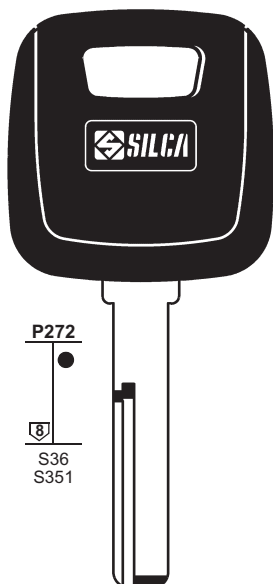



VO11DP
. . R . . .
11-72.1-110
AH 1-8154
AH 1001-9282

HUF - WITTE

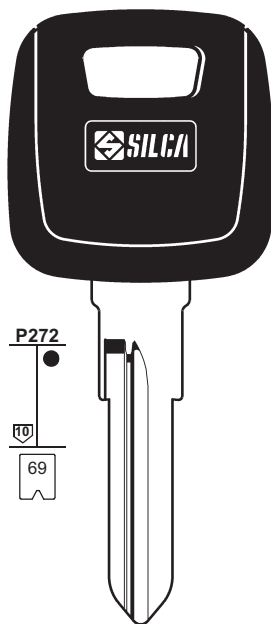
PER: 
FOR:


VOLVO



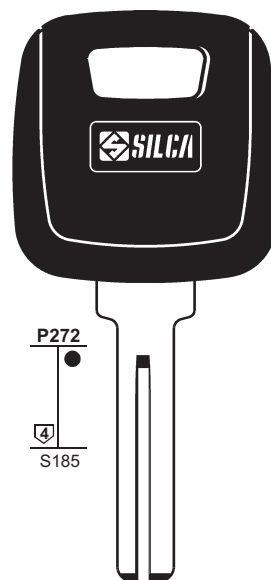

HU56RAT2
DH 0001-4000
DH 6001-8000

HUF




NE51T2
1A-2A-3A-4A
1B-2B-3B-4B
000-999
S
5A-5B 000-746

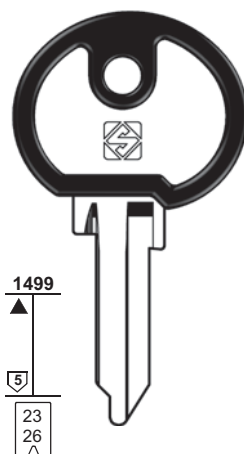
NEIMAN




NE66T2
1/2/3/4/5V
1-12295

PER: 
FOR:

ZAZ




NE20NP
. A/Z
A/Z
A/Z A/Z
1-2-3-5-7
. A/Z
0-4-6-8-9

NEIMAN

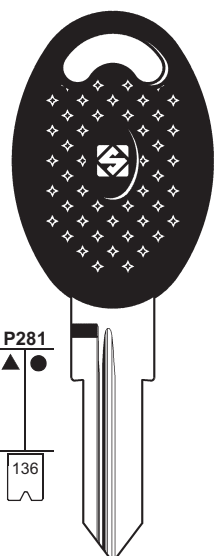
1	2	2a	3	6	71	72	42	43 44a	9b	10b 10c	12	15	A	B	C	D
IGNITION																
CAR MAKE/MODEL	FROM	TO	SILCA REF.	TRANSP. TYPE	ID	COPY	ID	COPY	ID	COPY	STP					
	1995 	2010 	 Ref.		 FAST COPY PLUS RW4 PLUS	 FAST COPY PLUS RW4 PLUS	 FAST COPY RW4	 FAST COPY RW4	 RW3	 RW3						
VOLVO																
850	1996	1997	NE66T2	PH	73	Y	73	Y	73	Y			↔	↔		↔
940	1996	1998	NE51T2	PH	73	Y	73	Y	73	Y			↔	↔	↔	↔
960	1996	1998	NE66T2	PH	73	Y	73	Y	73	Y			↔	↔		↔
C70	1997	1998	NE66T2	PH	73	Y	73	Y	73	Y			↔	↔		↔
C70	1998			PH / CR	4M		4M		44				↔	↔	↔	
POLAR	1996		NE51T2	PH	73	Y	73	Y	73	Y			↔	↔	↔	↔
S40	1996	1998	HU56RAT2	PH	73	Y	73	Y	73	Y			↔	↔	↔	↔
S40	1998	2004		PH / CR	4M		4M		44				↔	↔	↔	
S60	2000			MEG / CR	48		48		48				↔	↔	↔	↔
S70	1997	1998	NE66T2	PH	73	Y	73	Y	73	Y			↔	↔		↔
S70	1998			PH / CR	4M		4M		44				↔	↔	↔	
S80	1998	1999		PH / CR	4M		4M		44				↔	↔	↔	
S80	1999			MEG / CR	48		48		48				↔	↔	↔	
V40	1996	1998	HU56RAT2	PH	73	Y	73	Y	73	Y			↔	↔	↔	↔
V40	1998	2004		PH / CR	4M		4M		44				↔	↔	↔	
V50	2004			MEG / CR	48		48		48				↔	↔		↔
V70	1997	1998	NE66T2	PH	73	Y	73	Y	73	Y			↔	↔		↔
V70	1998	2000		PH / CR	4M		4M		44				↔	↔	↔	
V70	2000			MEG / CR	48		48		48				↔	↔	↔	
XC70	2003			MEG / CR	48		48		48				↔	↔	↔	↔
XC90	2003			MEG / CR	48		48		48				↔	↔	↔	↔
ZAZ																
SOME MODELS	1995		NE20NP										↔	↔	↔	↔




Motorcycle keys guide
Guida chiavi moto
Führer für Motorräderschlüssel
Guide clés pour motocyclettes
Guía llaves para motocicletas
Guia chaves para motocicletas

PER: 
FOR: 

APRILIA



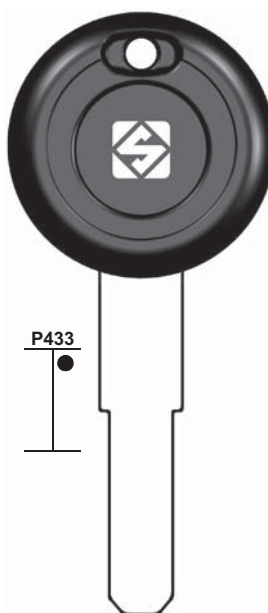

ZD22RBP
..... 8001-9554




ZD23RT5
..... 8001-9554




ZD24RDP
..... 8001-9554

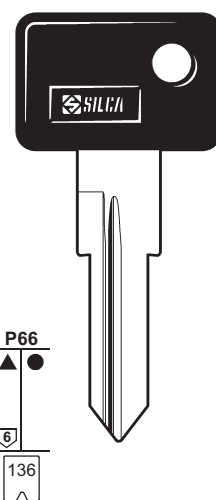



ZD30T5

ZADI

ZADI

ATALA

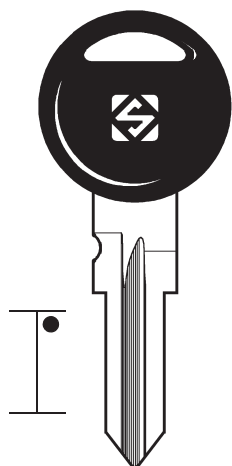



ZD16RP
..... 8001-9554
..... 1-700
N..... 1-700

ZADI

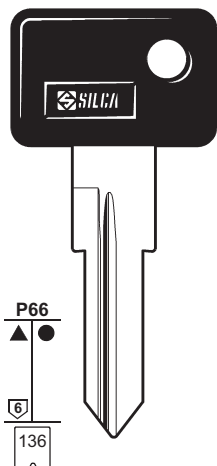
PER: 
FOR: 

BAJAJ



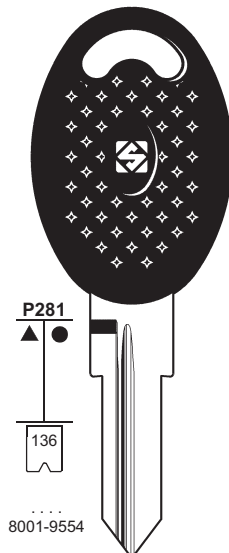

BAJ1RP

BETA



..... 8001-9554
..... 1-700
N..... 1-700


ZD16RP

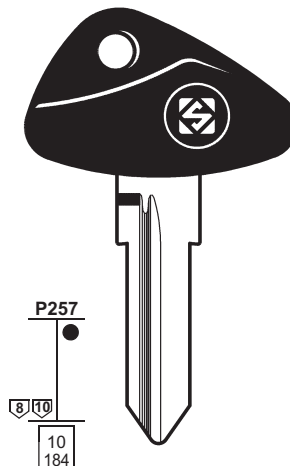


.....
8001-9554


ZD22RBP

ZADI

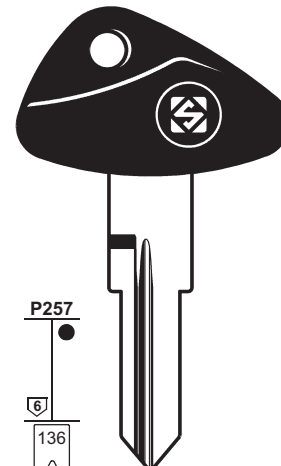
BMW



H..... P
12353-53425
HB..... 1-5000


BW7BP

NEIMAN



..... 8001-9554

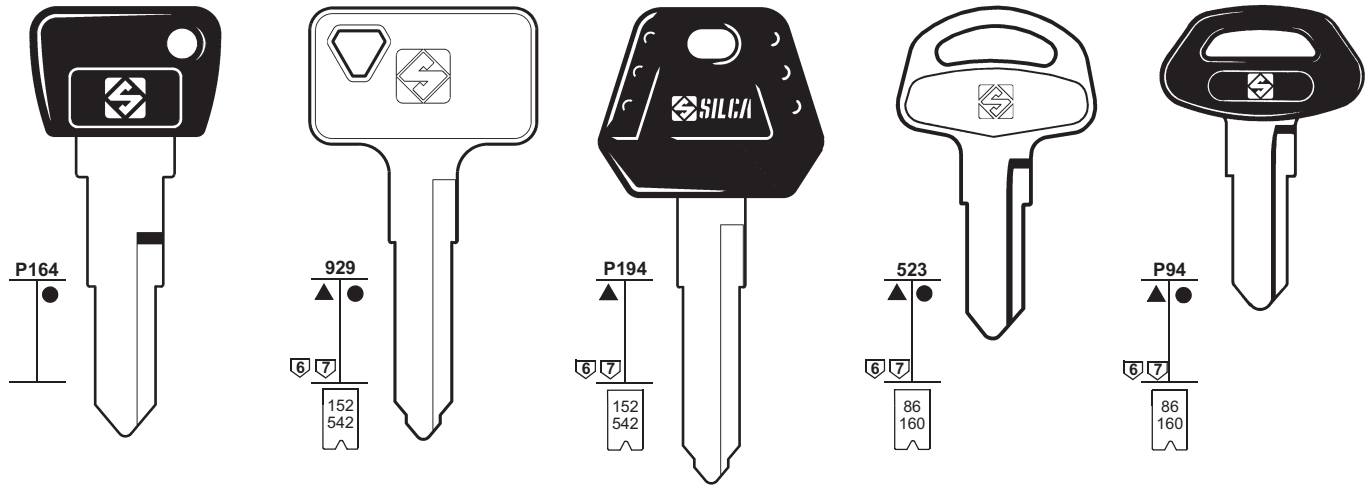

ZD28RFP

ZADI

1	2	2a	3	6	71	72	42	43 44a	9b	10b 10c	12	15	A	B	C	D
IGNITION																
MOTORCYCLE MAKE/MODEL	FROM	TO	SILCA REF.	TRANSP. TYPE	ID	COPY	ID	COPY	ID	COPY	STP					
	1995	2010	 Ref.		 FAST COPY PLUS RW4 PLUS	 FAST COPY PLUS RW4 PLUS	 FAST COPY RW4	 FAST COPY RW4	 RW3	 RW3						
APRILIA																
AMICO	1996		ZD22RBP										⇐		⇐	
ATLANTIC 125	2003		ZD24RDP										⇐	⇐	⇐	⇐
ATLANTIC 500	2003		ZD23RT5	TEMIC	12	Y	12	Y	12	Y			⇐	⇐	⇐	⇐
CLASSIC 125	1996		ZD22RBP										⇐		⇐	
GULLIVER	1996		ZD22RBP										⇐		⇐	
LEONARDO	1996		ZD22RBP										⇐		⇐	
MOTÒ 6.5	1996		ZD22RBP										⇐		⇐	
PEGASO 3-650	1996		ZD22RBP										⇐		⇐	
PEGASO	1996		ZD22RBP										⇐		⇐	
RALLY	1996		ZD22RBP										⇐		⇐	
RSV 1000	2004		ZD30T5	TEMIC	12	Y	12	Y	12	Y			⇐		⇐	
RX50	1996		ZD22RBP										⇐		⇐	
SCARABEO 500	2003		ZD23RT5	TEMIC	12	Y	12	Y	12	Y			⇐	⇐	⇐	⇐
SR50	1996		ZD22RBP										⇐		⇐	
TUONO 1000R	2004		ZD30T5	TEMIC	12	Y	12	Y	12	Y			⇐		⇐	
ATALA																
BYTE AT10-50	1996		ZD16RP										⇐		⇐	
GREEN	1996		ZD16RP										⇐		⇐	
HACKER-AT12	1996		ZD16RP										⇐		⇐	
BAJAJ																
SOME MODELS		2009	BAJ1RP										⇐	⇐	⇐	⇐
BETA																
CHRONO 502	1995	1996	ZD16RP										⇐		⇐	
CHRONO	1995	1996	ZD16RP										⇐		⇐	
QUADRA	1995	1996	ZD16RP										⇐		⇐	
QUADRA	1996		ZD22RBP										⇐		⇐	
TEMPO	1995	1996	ZD16RP										⇐		⇐	
TEMPO	1996		ZD22RBP										⇐		⇐	
SOME MODELS	1996		ZD22RBP										⇐		⇐	
BIMOTA																
DB6 DELIRIO	2006												⇐	⇐		
BMW																
F650	1998		ZD28RFP										⇐	⇐		
K1100LS	1994		BW7BP										⇐	⇐		⇐
K1100LT	1994		BW7BP										⇐	⇐		⇐
R1100GS	1994		BW7BP										⇐	⇐		⇐
R1100R	1994		BW7BP										⇐	⇐		⇐
R1100RT	1994		BW7BP										⇐	⇐		⇐

PER: 
 FOR: 

CAGIVA



CG1P



CG2RP



KW14

B 1-2-3-4
 H 1-2-3-4
 8001-9000
 B 8001-9000



KW14P

B 1-2-3-4
 H 1-2-3-4
 8001-9000
 B 8001-9000



SZ4

. 101-499
 751-795
 A 00-A99



SZ4AP

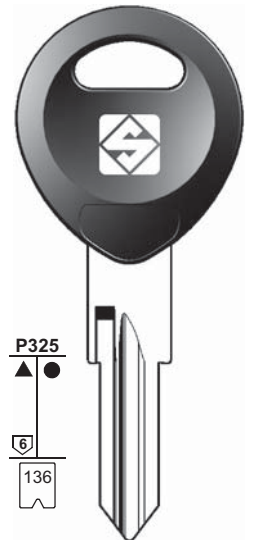
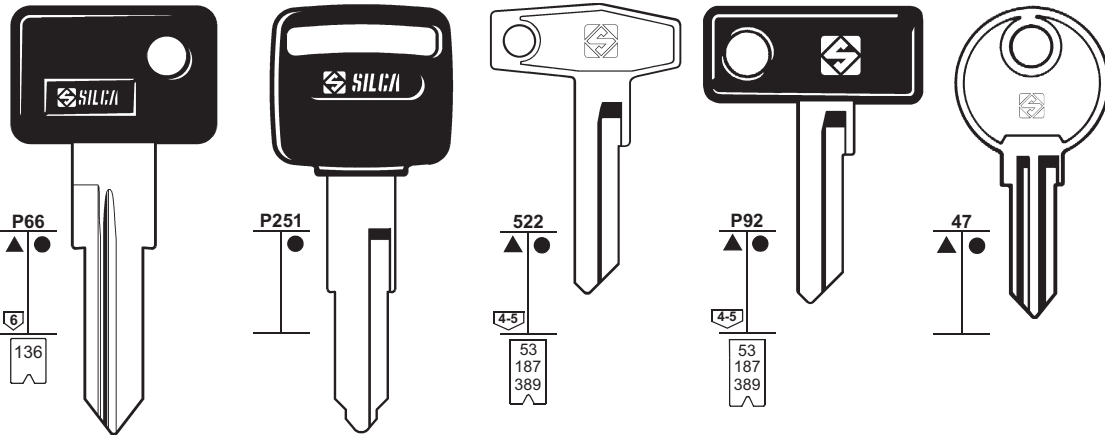
. 101-499
 751-795
 A 00-A99

ZADI

PER: 
 FOR: 

CAGIVA

DERBI



ZD16RP

. 8001-9554
 1-700
 N 1-700

ZADI



ZD21P



ZD9

. 1-1625
 E 1-500
 9001-9500
 E 501-710

ZADI



ZD9P

. 1-1625
 E 1-500
 9001-9500
 E 501-710



FIS3

FIST



ZD24RDP

. 8001-9554

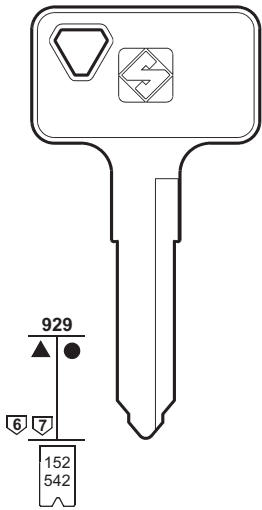
ZADI

1	2	2a	3	6	71	72	42	43 44a	9b	10b 10c	12	15	A	B	C	D		
				IGNITION														
MOTORCYCLE MAKE/MODEL	FROM	TO	SILCA REF.	TRANSP. TYPE	ID	COPY	ID	COPY	ID	COPY	STP							
	1995	2010	 Ref.		 FAST COPY PLUS RW4 PLUS	 FAST COPY PLUS RW4 PLUS	 FAST COPY RW4	 FAST COPY RW4	 RW3	 RW3								
CAGIVA																		
900 ELEFANT	1997	1997	KW14P													↔		
CITY LUCKY	1994		ZD21P													↔		
CITY PASSING	1994		ZD21P													↔		
CITY	1994		ZD21P													↔		
MITO EV	1994		KW14													↔		
MITO EV	1994		KW14P													↔		
MITO RACING	1994		KW14													↔		
MITO RACING	1994		KW14P													↔		
MITO	1994		KW14													↔		
MITO	1994		KW14P													↔		
RIVER 600 Cat.	1995		ZD16RP													FIS3 ↔		
SUPERCITY	1994		ZD21P													↔		
W12 350	1994	1996	ZD9													↔		
W12 350	1994	1996	ZD9P													↔		
W16	1997		ZD9													↔		
W16	1997		ZD9P													↔		
W8	1994		SZ4													ZD9 ↔		
W8	1994		SZ4													ZD9P ↔		
W8	1994		SZ4AP													ZD9 ↔		
W8	1994		SZ4AP													ZD9P ↔		
SOME MODEL			CG1P															
SOME MODEL			CG2RP															
DERBI																		
ATLANTIS 100	2003		ZD24RDP													↔		
MULHACEN	2006		ZD24RDP													↔		
PREDATOR	1999		ZD24RDP													↔		

PER: 
FOR: 

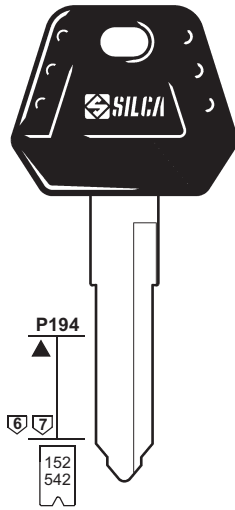
DUCATI

GILERA



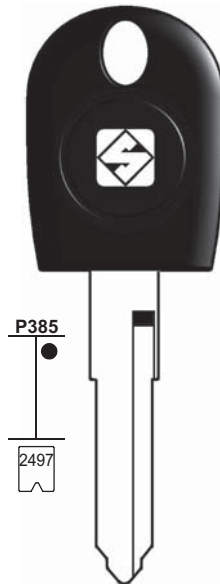
KW14

B..... 1-2-3-4
H..... 1-2-3-4
..... 8001-9000
B..... 8001-9000



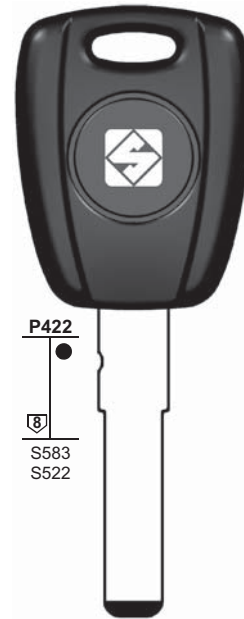
KW14P

B..... 1-2-3-4
H..... 1-2-3-4
..... 8001-9000
B..... 8001-9000



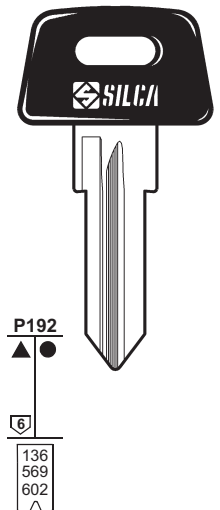
KW17T5

..... 1-2-3-4



SIP22T5

DE.....
1-11210



ZD17RAP

..... 8001-9554
..... 1-2-3-4-5-6-7-8-9-0

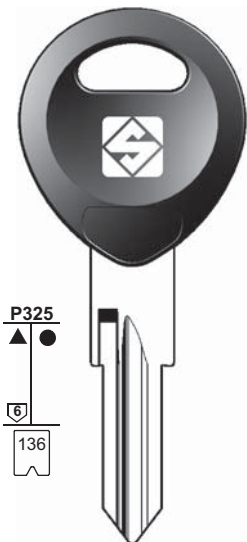
GIOBERT - TRW SIPEA

ZADI

PER: 
FOR: 

GILERA

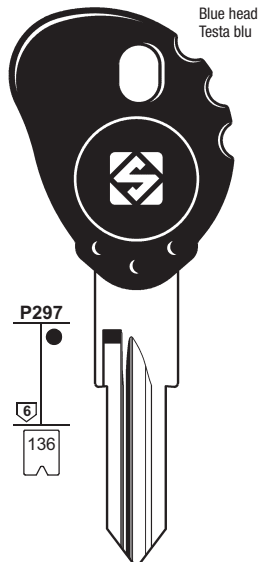
HARLEY DAVIDSON



ZD24RDP

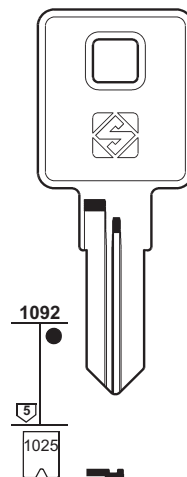
..... 8001-9554

ZADI



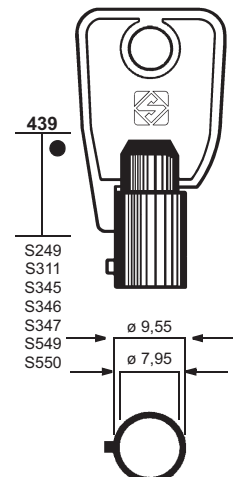
ZD24RT5

..... 8001-9554



HY11R

GY..... 1-2-3-4-5
BZ..... 1-2-3-4-5
C..... 1-2-3-4-5
A..... 1-2-3-4-5



CH9T


..... 7654321
..... 7654321
..... 7654321
..... 1234567
..... 280001-285000
..... 320001-326000
..... 24568ABCDEFGHIJKLMNO








CHICAGO

1	2	2a	3	6	71	72	42	43 44a	9b	10b 10c	12	15	A	B	C	D
IGNITION																
MOTORCYCLE MAKE/MODEL	FROM	TO	SILCA REF.	TRANSP. TYPE	ID	COPY	ID	COPY	ID	COPY	STP					
	1995	2010	 Ref.		 FAST COPY PLUS RW4 PLUS	 FAST COPY PLUS RW4 PLUS	 FAST COPY RW4	 FAST COPY RW4	 RW3	 RW3						
DUCATI																
1000 DS	2003		KW17T5	TEMIC	11	Y	11	Y	11	Y		S1	↔	↔	↔	
600 MONSTER	1994	2001	KW14										↔	↔	↔	↔
600 MONSTER	1994	2001	KW14P										↔	↔	↔	↔
600 MONSTER	2001		KW17T5	TEMIC	11	Y	11	Y	11	Y		S1				
600 S SPORT	1994	2001	KW14										↔	↔	↔	↔
600 S SPORT	1994	2001	KW14P										↔	↔	↔	↔
600 S SPORT	2001		KW17T5	TEMIC	11	Y	11	Y	11	Y		S1				
620 MONSTER DARK	2005		KW17T5	TEMIC	11	Y	11	Y	11	Y		S1	↔	↔	↔	↔
620 SPORT	2003		KW17T5	TEMIC	11	Y	11	Y	11	Y		S1	↔	↔	↔	
749	2003		KW17T5	TEMIC	11	Y	11	Y	11	Y		S1	↔	↔	↔	
800 SPORT	2003		KW17T5	TEMIC	11	Y	11	Y	11	Y		S1	↔	↔	↔	
900 MONSTER	1994	2001	KW14										↔	↔	↔	↔
900 MONSTER	1994	2001	KW14P										↔	↔	↔	↔
900 MONSTER	2001		KW17T5	TEMIC	11	Y	11	Y	11	Y		S1				
999 R	2003		KW17T5	TEMIC	11	Y	11	Y	11	Y		S1	↔	↔	↔	
999 S	2003		KW17T5	TEMIC	11	Y	11	Y	11	Y		S1	↔	↔	↔	
999	2003		KW17T5	TEMIC	11	Y	11	Y	11	Y		S1	↔	↔	↔	
MONSTER S2R	2005		KW17T5	TEMIC	11	Y	11	Y	11	Y		S1	↔	↔	↔	↔
MONSTER S4	2001		KW17T5	TEMIC	11	Y	11	Y	11	Y		S1				
MONSTER S4R	2005		KW17T5	TEMIC	11	Y	11	Y	11	Y		S1	↔	↔	↔	↔
ST2	1997		KW14										↔	↔	↔	↔
ST2	1997		KW14P										↔	↔	↔	↔
ST3	2005		KW17T5	TEMIC	11	Y	11	Y	11	Y		S1	↔	↔	↔	↔
GILERA																
FUOCO	2006		SIP22T5	TEMIC	11	Y	11	Y	11	Y	T-F	S9				
GP800	2006		SIP22T5	TEMIC	11	Y	11	Y	11	Y	T-F	S9				
NCR 50	2006		ZD24RDP										↔		↔	
NEXUS 250	2007		ZD24RT5	TEMIC	11	Y	11	Y	11	Y	T-F	S9	↔	↔		↔
NEXUS 500	2006		SIP22T5	TEMIC	11	Y	11	Y	11	Y	T-F	S9				
NEXUS	2006		ZD24RDP										↔		↔	
RUNNER	2006		ZD24RDP										↔		↔	
STORM 50	1995		ZD17RAP											↔		
TYPHOON	1995		ZD17RAP											↔		
SOME MODEL	1995		ZD17RAP											↔		
HARLEY DAVIDSON																
1200 SPORTSTER	1994		HY11R										↔			
883 SPORTSTER	1994		HY11R										↔			
SOME MODEL	1996		CH9T										↔			

PER: 
FOR: 

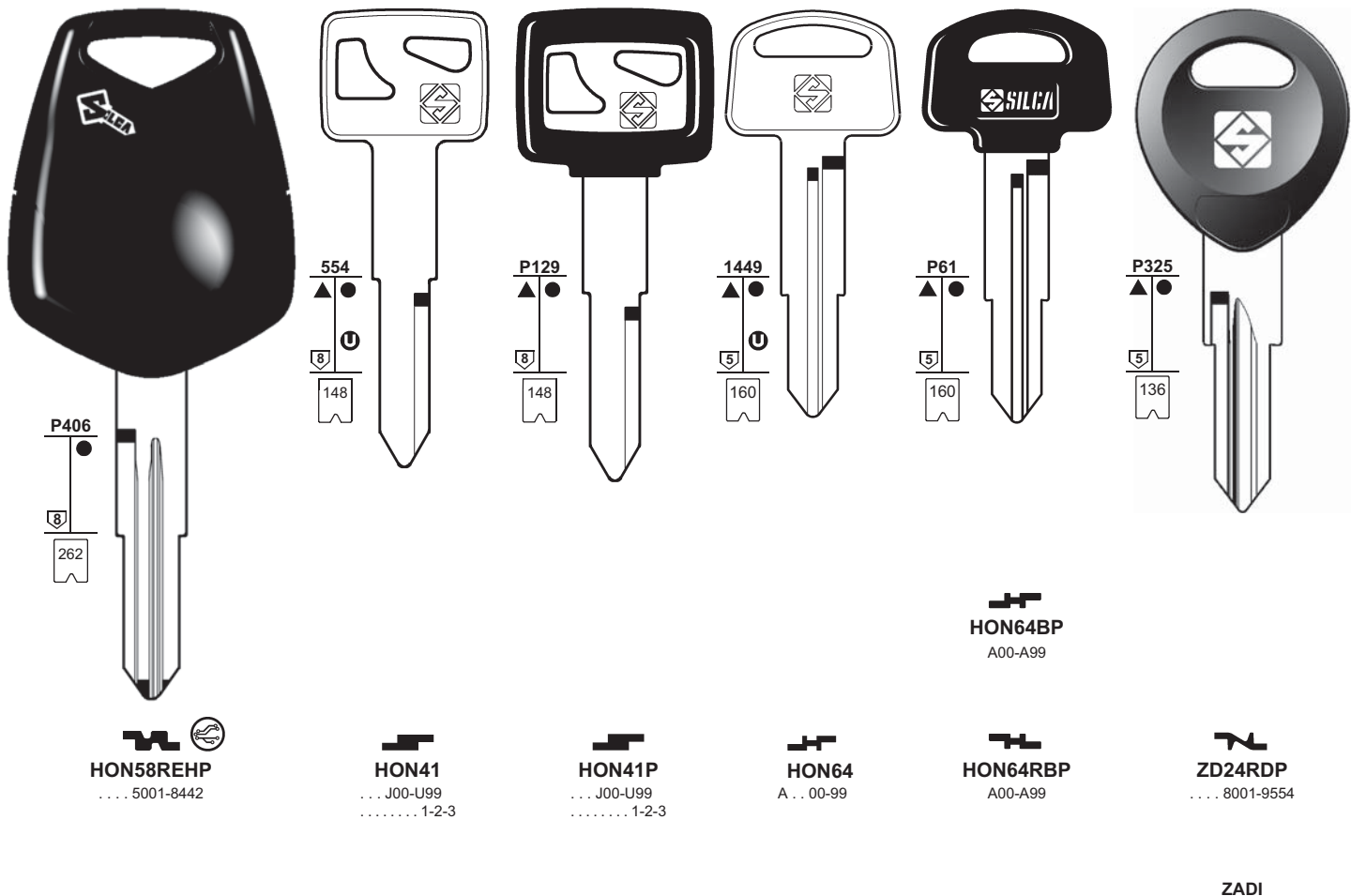
HONDA










						
HON31	HON31R	HON31CP	HON31RCP	HON63FP	HON70T14	HON70EHP
... 121-140 221-240 321-340 421-440 521-540 621-640 721-740 821-840 C...00-99 D...00-99	... 101-120 201-220 301-320 401-420 501-520 601-620 701-720 801-820 A...00-99 B...00-99	... 121-140 221-240 321-340 421-440 521-540 621-640 721-740 821-840 C...00-99 D...00-99	... 101-120 201-220 301-320 401-420 501-520 601-620 701-720 801-820 A...00-99 B...00-99 1-2-3 1-2-3 1-2-3

PER: 
FOR: 



















HONDA



						
HON58REHP	HON41	HON41P	HON64	HON64BP	HON64RBP	ZD24RDP
..... 5001-8442	... J00-U99 1-2-3	... J00-U99 1-2-3	A...00-99	A00-A99	A00-A99 8001-9554

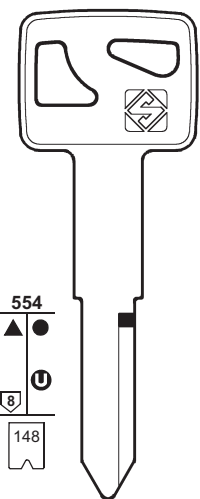
ZADI

Motorcycle Keys Guide

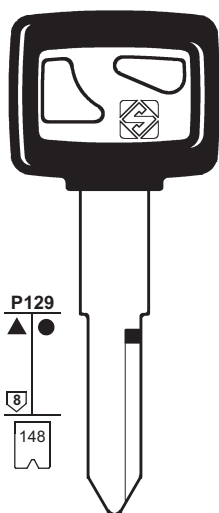
1	2	2a	3	6	71	72	42	43 44a	9b	10b 10c	12	15	A	B	C	D			
				IGNITION 															
MOTORCYCLE MAKE/MODEL 	FROM 1995 	TO 2010 	SILCA REF.  Ref.	TRANSP. TYPE 	ID  FAST COPY PLUS RW4 PLUS	COPY  FAST COPY PLUS RW4 PLUS	ID  FAST COPY RW4	COPY  FAST COPY RW4	ID  RW3	COPY  RW3	STP 								
HONDA																			
CB 500	1994	1997	HON31										⇐	⇐	⇐	⇐			
CB 500	1994	1997	HON31CP										⇐	⇐	⇐	⇐			
CB 500	1994	1997	HON31R										⇐	⇐	⇐	⇐			
CB 500	1994	1997	HON31RCP										⇐	⇐	⇐	⇐			
CB 500S	1997		HON63FP										⇐	⇐	⇐	⇐			
CBF 500	2004		HON63FP										⇐	⇐	⇐				
CBF 600	2004		HON63FP										⇐	⇐	⇐				
CBR 1000	2004		HON70T14	PH / CR2	46		46		46				⇐		⇐				
CBR 1000	2004		HON70EHP	PH / CR2	46	Y	46	P-BOX	46				⇐		⇐				
CBR 1000F	1997	1999	HON63FP										⇐	⇐	⇐	⇐			
CBR 1100F	1999		HON70T14	PH / CR2	46		46		46										
CBR 1100F	1999		HON70EHP	PH / CR2	46	Y	46	P-BOX	46										
CBR 600F	1999		HON70T14	PH / CR2	46		46		46										
CBR 600F	1999		HON70EHP	PH / CR2	46	Y	46	P-BOX	46										
CBR 600RR	2003		HON70T14	PH / CR2	46		46		46				⇐		⇐				
CBR 600RR	2003		HON70EHP	PH / CR2	46	Y	46	P-BOX	46				⇐		⇐				
CBR 900	2003		HON70T14	PH / CR2	46		46		46				⇐		⇐				
CBR 900	2003		HON70EHP	PH / CR2	46	Y	46	P-BOX	46				⇐		⇐				
CBR 900RR	1994	1997	HON31										⇐	⇐	⇐	⇐			
CBR 900RR	1994	1997	HON31CP										⇐	⇐	⇐	⇐			
CBR 900RR	1994	1997	HON31R										⇐	⇐	⇐	⇐			
CBR 900RR	1994	1997	HON31RCP										⇐	⇐	⇐	⇐			
CBR 900RR	1997	2003	HON63FP										⇐	⇐	⇐	⇐			
DYLAN 125	2004		ZD24RDP										⇐	⇐	⇐	⇐			
FORZA	2005		HON63FP										⇐	⇐	⇐	⇐			
GOLD WING 1800	2001			PH / CR2	46		46		46					⇐	⇐	⇐			
GOLD WING 1800	2001		HON58REHP	PH / CR2	46	Y	46	P-BOX	46					⇐	⇐	⇐			
HORNET	1998		HON64										⇐	⇐					
HORNET	1998		HON64BP										⇐	⇐	⇐	⇐			
HORNET	1998		HON64RBP										⇐	⇐	⇐	⇐			
HORNET	2003		HON70T14	PH / CR2	46		46		46				⇐		⇐				
HORNET	2003		HON70EHP	PH / CR2	46	Y	46	P-BOX	46				⇐		⇐				
LEAD 100	2003		HON41																
LEAD 100	2003		HON41P																
NT 650V	1999		HON70T14	PH / CR2	46		46		46										
NT 650V	1999		HON70EHP	PH / CR2	46	Y	46	P-BOX	46										
NTV 650	1997	1998	HON63FP										⇐	⇐	⇐	⇐			
NX 650	1997	2000	HON63FP										⇐	⇐	⇐	⇐			
PHANTEON	2003		ZD24RDP										⇐	⇐	⇐	⇐			

PER: 
FOR: 

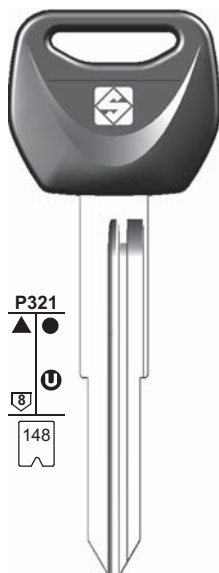
HONDA



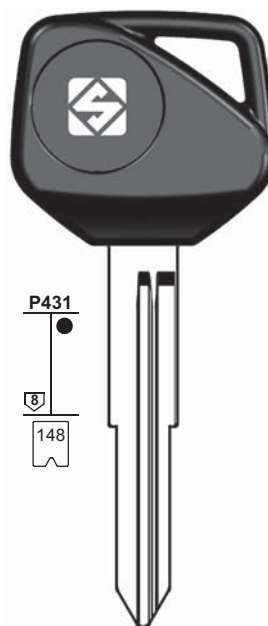
HON41
... J00-U99
..... 1-2-3



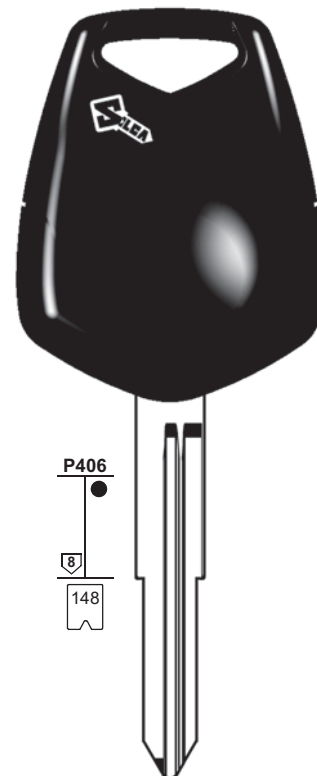
HON41P
... J00-U99
..... 1-2-3



HON63FP
..... 1-2-3



HON70T14
..... 1-2-3



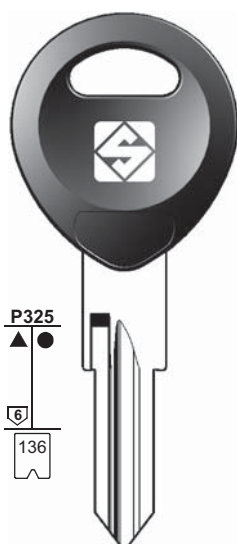
HON70EHP
..... 1-2-3

PER: 
FOR: 

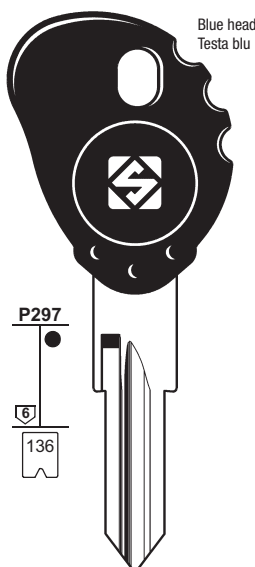
HONDA



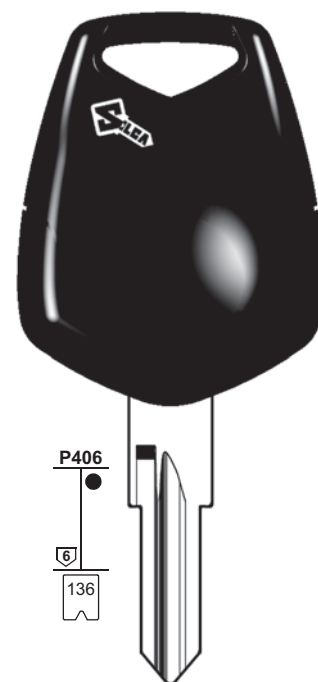
HON68BP



ZD24RDP
.... 8001-9554



ZD24RT14
.... 8001-9554



ZD24REHP
.... 8001-9554

ZADI

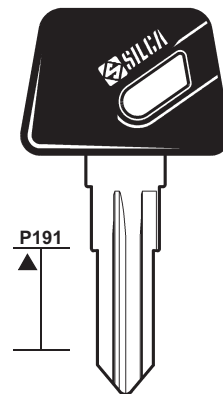
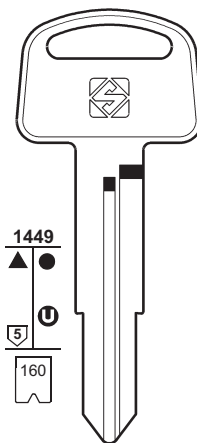
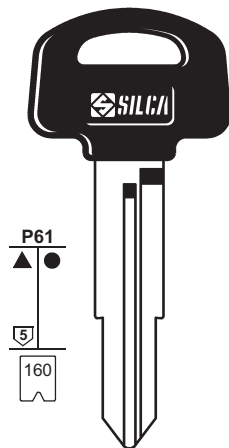
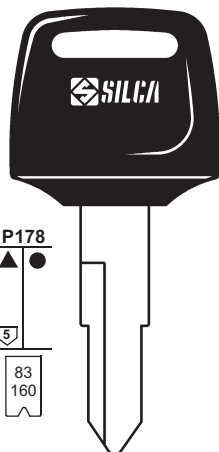
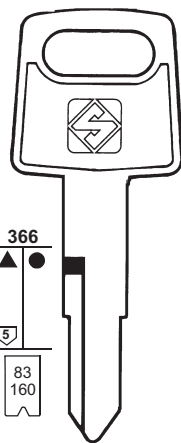
ZADI


1	2	2a	3	6	71	72	42	43 44a	9b	10b 10c	12	15	A	B	C	D
IGNITION																
MOTORCYCLE MAKE/MODEL	FROM	TO	SILCA REF.	TRANSP. TYPE	ID	COPY	ID	COPY	ID	COPY	STP					
	1995	2010	 Ref.		 FAST COPY PLUS RW4 PLUS	 FAST COPY PLUS RW4 PLUS	 FAST COPY RW4	 FAST COPY RW4	 RW3	 RW3						
HONDA																
PS 125i	2006		ZD24RDP										↔	↔	↔	↔
PS 150i	2006		ZD24RDP										↔	↔	↔	↔
SFX 50	1994	1997	HON41											↔	↔	
SFX 50	1994	1997	HON41P											↔	↔	
SFX 50	1997		HON63FP										↔	↔	↔	↔
SH 100	1997		HON63FP										↔	↔	↔	↔
SH 125i	2005		ZD24RDP										↔	↔	↔	↔
SH 150i	2006		ZD24RDP										↔	↔	↔	↔
SH 300	2007		ZD24RT14	PH / CR2	46		46		46					↔	↔	↔
SH 300	2007		ZD24REHP	PH / CR2	46	Y	46	P-BOX	46					↔	↔	↔
SH 50	1997		HON63FP										↔	↔	↔	↔
SHADOW 750	2004		HON70T14	PH / CR2	46		46		46				↔	↔	↔	
SHADOW 750	2004		HON70EHP	PH / CR2	46	Y	46	P-BOX	46				↔	↔	↔	
SILVER WING	2001	2008	HON70T14	PH / CR2	46		46		46					↔	↔	↔
SILVER WING	2001	2008	HON70EHP	PH / CR2	46	Y	46	P-BOX	46					↔	↔	↔
SJ 100 BALI EX	1997		HON63FP										↔	↔	↔	↔
SJ 50 BALI	1994		HON41											↔	↔	
SJ 50 BALI	1994		HON41P											↔	↔	
ST 1100	1997		HON63FP										↔	↔	↔	↔
ST1300 Pan-Euro-	2008		HON70T14	PH / CR2	46		46		46				↔	↔	↔	↔
ST1300 Pan-Euro-	2008		HON70EHP	PH / CR2	46	Y	46	P-BOX	46				↔	↔	↔	↔
SW-T400	2009		HON70T14	PH / CR2	46		46		46				↔	↔		
SW-T400	2009		HON70EHP	PH / CR2	46	Y	46	P-BOX	46				↔	↔		
VARADERO	2003		HON70T14	PH / CR2	46		46		46				↔		↔	
VARADERO	2003		HON70EHP	PH / CR2	46	Y	46	P-BOX	46				↔		↔	
VT 750 C4	2004		HON70T14	PH / CR2	46		46		46				↔		↔	
VT 750 C4	2004		HON70EHP	PH / CR2	46	Y	46	P-BOX	46				↔		↔	
VTX 1800	2002		HON70T14	PH / CR2	46		46		46				↔	↔	↔	↔
VTX 1800	2002		HON70EHP	PH / CR2	46	Y	46	P-BOX	46				↔	↔	↔	
X 11	2001		HON70T14	PH / CR2	46		46		46					↔	↔	↔
X 11	2001		HON70EHP	PH / CR2	46	Y	46	P-BOX	46					↔	↔	
SOME MODELS			HON68BP										↔	↔	↔	↔
SOME MODELS			HON68RBP										↔	↔	↔	↔


PER: 
FOR: 


HONDA


ITALJET





HON31
...
121-140
221-240
321-340
421-440
521-540
621-640
721-740
821-840
C . . 00-99
D . . 00-99


HON31R
...
101-120
201-220
301-320
401-420
501-520
601-620
701-720
801-820
A . . 00-99
B . . 00-99


HON31CP
...
121-140
221-240
321-340
421-440
521-540
621-640
721-740
821-840
C . . 00-99
D . . 00-99


HON31RCP
...
101-120
201-220
301-320
401-420
501-520
601-620
701-720
801-820
A . . 00-99
B . . 00-99


HON64BP
A00-A99


HON64RBP
A00-A99


HON64R
A00-A99

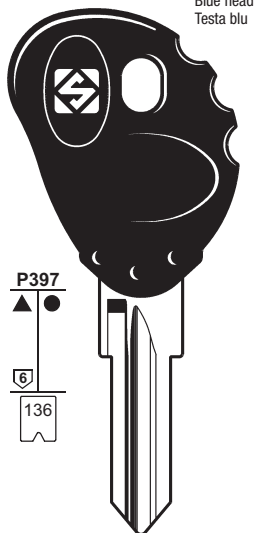
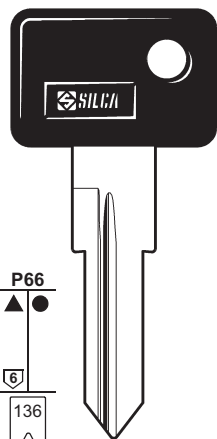

YH34P
... 3000



YH34RP
... 7000

PER: 
FOR: 

ITALJET

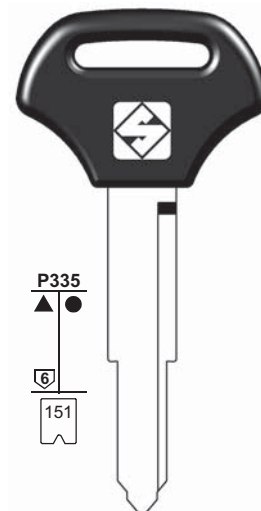
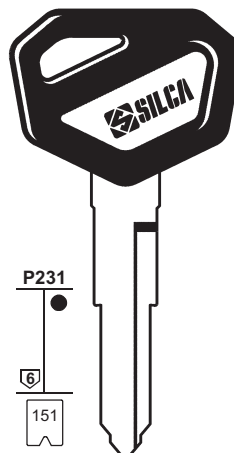
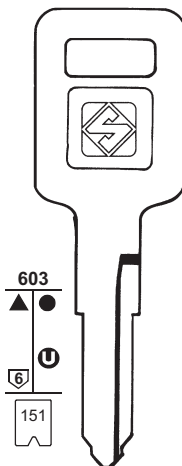
KAWASAKI




ZD16RP
... 8001-9554
... 1-700
N ... 1-700


ZD23RCP
...
8001-9554

ZADI




KW12
Z ...
5001-6000

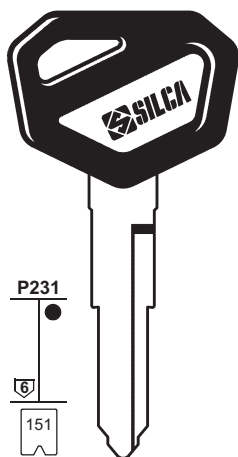

KW12BP
Z ...
5001-6000


KW16CP
Z ...
5001-6000

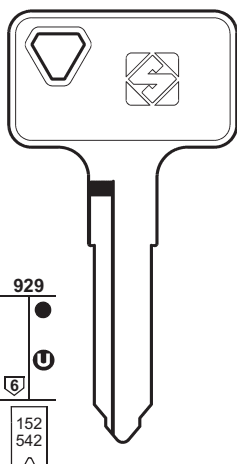
1	2	2a	3	6	71	72	42	43 44a	9b	10b 10c	12	15	A	B	C	D
IGNITION 																
MOTORCYCLE MAKE/MODEL 	FROM 1995 	TO 2010 	SILCA REF. Ref.	TRANSP. TYPE 	ID FAST COPY PLUS RW4 PLUS	COPY FAST COPY PLUS RW4 PLUS	ID FAST COPY RW4	COPY FAST COPY RW4	ID RW3	COPY RW3	STP 					
HONDA																
SOME MODELS	1994		HON31										↔	↔	↔	↔
SOME MODELS	1994		HON31CP										↔	↔	↔	↔
SOME MODELS	1994		HON31R										↔	↔	↔	↔
SOME MODELS	1994		HON31RCP										↔	↔	↔	↔
SOME MODELS	1998		HON64BP										↔	↔	↔	↔
SOME MODELS	1998		HON64R										↔	↔		
SOME MODELS	1998		HON64RBP										↔	↔	↔	↔
ITALJET																
DRAGSTER	1998		ZD23RCP										↔	↔	↔	↔
FORMULA 50	1996		ZD16RP											↔		↔
PISTA	1994		YH34P										↔	↔	↔	↔
PISTA	1994		YH34RP										↔	↔	↔	↔
SCOOP	1994		YH34P										↔	↔	↔	↔
SCOOP	1994		YH34RP										↔	↔	↔	↔
SOME MODELS	1994		YH34P										↔	↔	↔	↔
SOME MODELS	1994		YH34RP										↔	↔	↔	↔
KAWASAKI																
ER-5	2003		KW16CP										↔	↔	↔	↔
GPZ 500S	1994		KW12										↔	↔	↔	↔
GPZ 500S	1994		KW12BP										↔	↔	↔	↔
KLE 500	1994		KW12										↔	↔	↔	↔
KLE 500	1994		KW12BP										↔	↔	↔	↔

PER: 
FOR: 

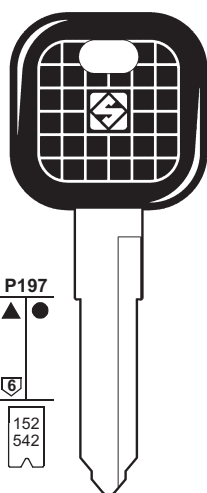
KAWASAKI



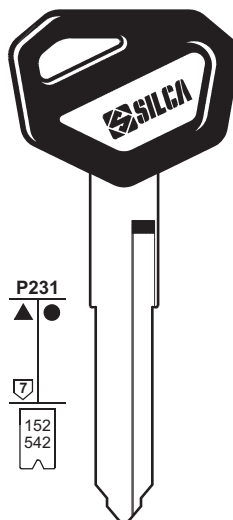
KW12BP
Z 5001-6000



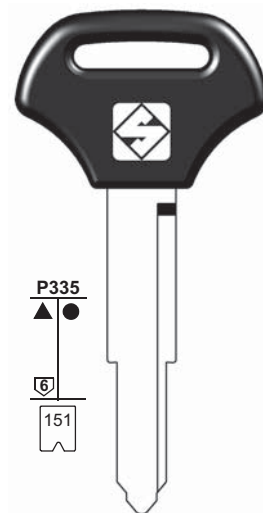
KW14R
B 1-2-3-4
H 1-2-3-4



KW14AP
. 8001-9000
B 1-2-3-4
H 1-2-3-4
B 1-2-3-4



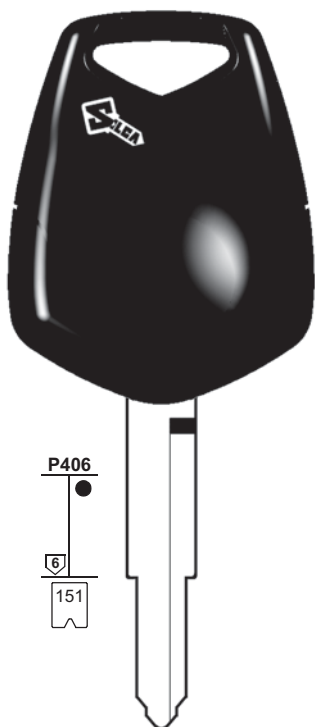
KW15BP
B 8001-9000



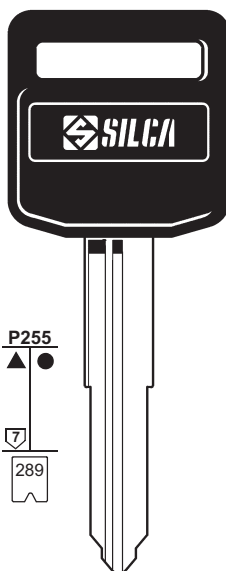
KW16CP
Z
5001-6000

PER: 
FOR: 

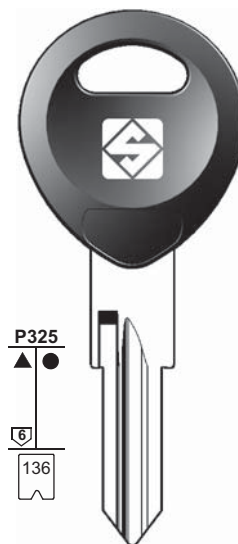
KAWASAKI



KW16EH2
Z
5001-6000



SZ14RAP
. 6001-7000
A 6001-7000



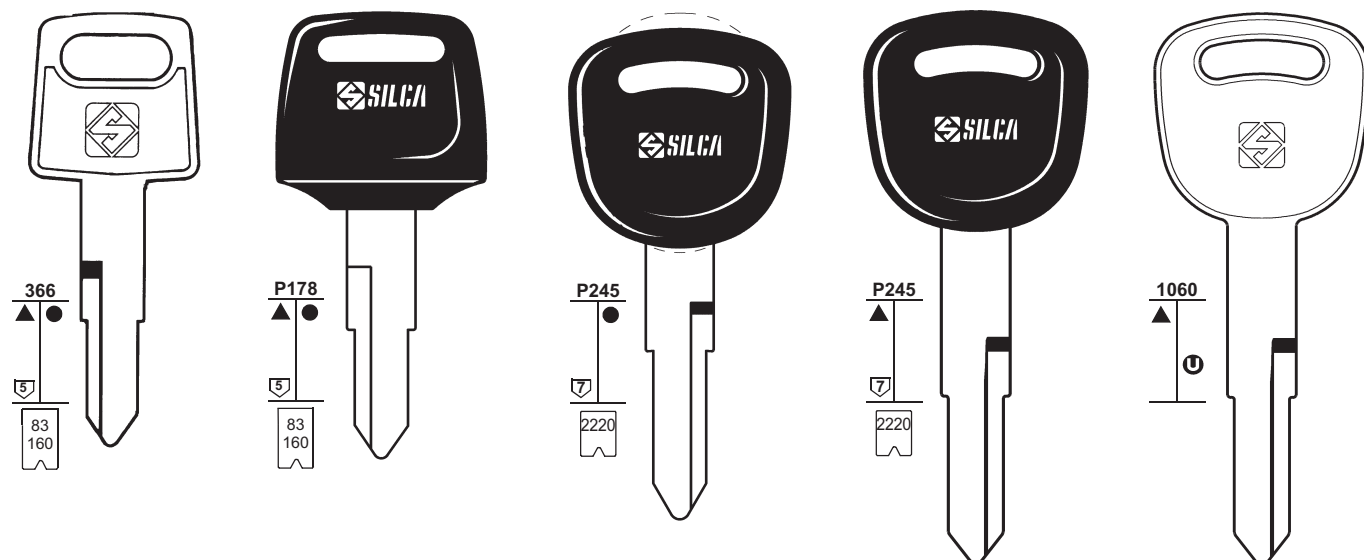
ZD24RDP
. 8001-9554

ZADI

1	2	2a	3	6	71	72	42	43 44a	9b	10b 10c	12	15	A	B	C	D
IGNITION																
MOTORCYCLE MAKE/MODEL	FROM	TO	SILCA REF.	TRANSP. TYPE	ID	COPY	ID	COPY	ID	COPY	STP					
	1995	2010	 Ref.		 FAST COPY PLUS RW4 PLUS	 FAST COPY PLUS RW4 PLUS	 FAST COPY RW4	 FAST COPY RW4	 RW3	 RW3						
KAWASAKI																
KLR 600S	1994		KW15BP										↔			
KLR 650	1994		KW15BP										↔			
KLV1000	2004		SZ14RAP										↔			
LDT 500	1995		KW14R										↔	↔	↔	↔
NINJA ZX-10R	2004			TEX / CR	62		62		62				↔	↔	↔	
NINJA ZX-10R	2004		KW16EH2	TEX / CR	62	Y	62	Y	62	PC			↔	↔	↔	
NINJA ZX-12R	2003		KW16CP										↔	↔	↔	↔
NINJA ZX-6R	2003	2006	KW16CP										↔	↔	↔	↔
NINJA ZX-6R	2006			TEX / CR	62		62		62				↔	↔	↔	
NINJA ZX-6R	2006		KW16EH2	TEX / CR	62	Y	62	Y	62	PC			↔	↔	↔	
NINJA ZX-7R	2003		KW16CP										↔	↔	↔	↔
NINJA ZX-9R	1994	2003	KW15BP										↔	↔	↔	↔
NINJA ZX-9R	2003		KW16CP										↔	↔	↔	↔
VN 1600	2003		KW14AP										↔	↔	↔	↔
VN 800	1995		KW14R										↔	↔	↔	↔
Z1000	2004			TEX / CR	62		62		62				↔	↔	↔	
Z1000	2004		KW16EH2	TEX / CR	62	Y	62	Y	62	PC			↔	↔	↔	
Z750	2004		KW16CP										↔	↔	↔	
Z750S	2006			TEX / CR	62		62		62							
Z750S	2006		KW16EH2	TEX / CR	62	Y	62	Y	62	PC			↔	↔	↔	
ZL600 ELIMINATOR	1997		KW12BP											↔		↔
ZR7	1999		KW16CP										↔	↔	↔	↔
ZZR 1200	2003		KW16CP										↔	↔	↔	↔
ZZR 1400	2007			TEX / CR	62		62		62				↔	↔	↔	
ZZR 1400	2007		KW16EH2	TEX / CR	62	Y	62	Y	62	PC			↔	↔	↔	
ZZR 600	1994		KW15BP										↔	↔	↔	↔
SOME MODELS			KW16CP										↔	↔	↔	↔
SOME MODELS	1994		KW15BP										↔			
KTM																
ER-5	2003		ZD24RDP										↔	↔		↔

PER: 
FOR: 

KYMCO



HON31

...
121-140
221-240
321-340
421-440
521-540
621-640
721-740
821-840
C... 00-99
D... 00-99



HON31CP

...
121-140
221-240
321-340
421-440
521-540
621-640
721-740
821-840
C... 00-99
D... 00-99



KYM1P

..... 1-2-3-4



KYM1RP

..... 1-2-3-4



KYM2P

..... 1-2-3-4



KYM2RP

..... 1-2-3-4



KYM2

..... 1-2-3-4

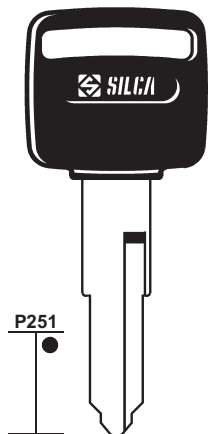


KYM2R

..... 1-2-3-4

PER: 
FOR: 

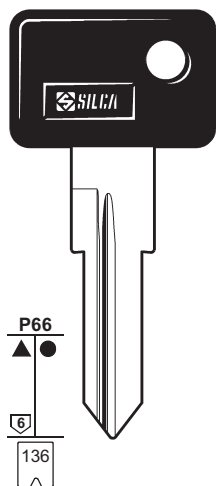
LAVERDA



ZD21P


ZADI

MALAGUTI



ZD16RP

..... 8001-9554
... 1-700
N... 1-700



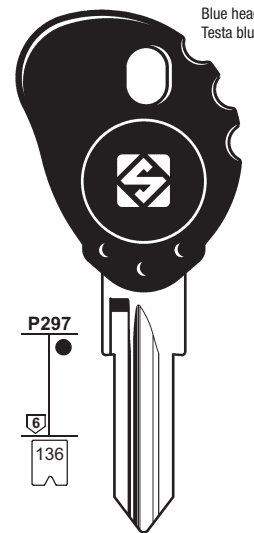
Blue head
Testa blu



ZD23RCP

.....
8001-9554

ZADI



Blue head
Testa blu



ZD23RT5

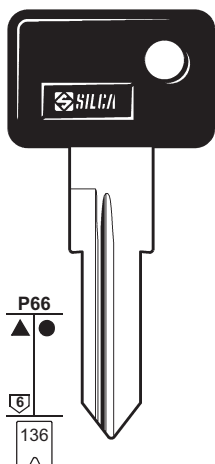
.....
8001-9554

ZADI


1	2	2a	3	6	71	72	42	43 44a	9b	10b 10c	12	15	A	B	C	D
IGNITION																
MOTORCYCLE MAKE/MODEL	FROM	TO	SILCA REF.	TRANSP. TYPE	ID	COPY	ID	COPY	ID	COPY	STP					
	1995	2010	 Ref.		 FAST COPY PLUS RW4 PLUS	 FAST COPY PLUS RW4 PLUS	 FAST COPY RW4	 FAST COPY RW4	 RW3	 RW3	 STP					
KYMCO																
CX50	1997		HON31										⇐	⇐		
CX50	1997		HON31CP										⇐	⇐		
HEROISM	1997		KYM1P										⇐	⇐	⇐	⇐
HEROISM	1997		KYM1RP										⇐	⇐	⇐	⇐
K1250	1997		HON31										⇐	⇐		
K1250	1997		HON31CP										⇐	⇐		
KB50	1997		HON31										⇐	⇐		
KB50	1997		HON31CP										⇐	⇐		
SNIPER 50DD	1997		HON31										⇐	⇐		
SNIPER 50DD	1997		HON31CP										⇐	⇐		
SOME MODEL	1997		KYM1P										⇐	⇐	⇐	⇐
SOME MODEL	1997		KYM1RP										⇐	⇐	⇐	⇐
SOME MODEL	1997		KYM2										⇐	⇐	⇐	⇐
SOME MODEL	1997		KYM2R										⇐	⇐	⇐	⇐
SOME MODEL	1997		KYM2P										⇐	⇐	⇐	⇐
SOME MODEL	1997		KYM2RP										⇐	⇐	⇐	⇐
LAVERDA																
PHOENIX	2003		ZD21P										⇐	⇐	⇐	⇐
MALAGUTI																
CENTRO SL	1994		ZD16RP										⇐			
CROSSER 50	1994		ZD16RP										⇐			
F10 JET	1994		ZD16RP										⇐			
F15 FIREFOX	1996		ZD23RCP										⇐	⇐	⇐	
F15 FIREFOX	1996		ZD23RT5	TEMIC	12	Y	12	Y	12	Y		S7	⇐	⇐	⇐	
MADISON	2003		ZD23RCP										⇐	⇐	⇐	
PHANTOM F12	1994		ZD16RP										⇐			

PER: 
 FOR: 

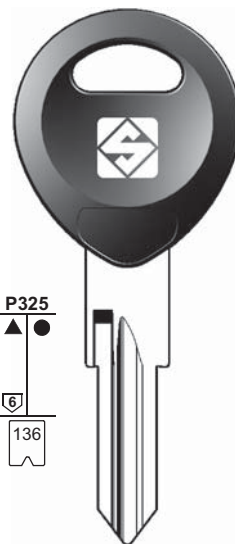
MBK



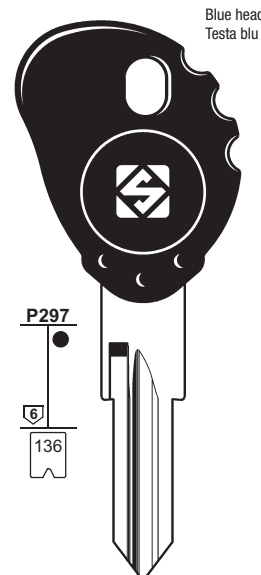
ZD16RP
 8001-9554
 ... 1-700
 N ... 1-700



ZD23RT5
 8001-9554



ZD24RDP
 8001-9554



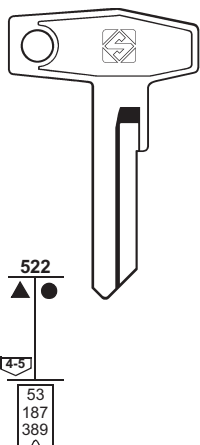
ZD24RT5
 8001-9554

ZADI

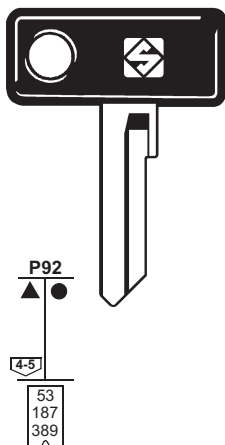
ZADI

PER: 
 FOR: 

MOTO GUZZI



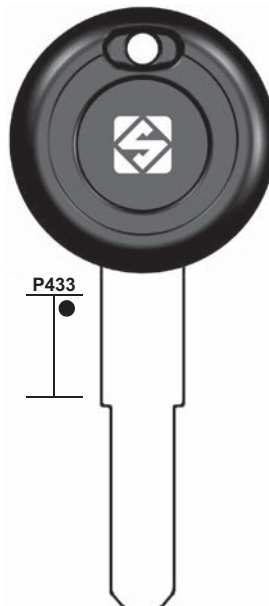
ZD9
 1-1625
 E ... 1-500
 ... 9001-9500
 E ... 501-710



ZD9P
 1-1625
 E ... 1-500
 ... 9001-9500
 E ... 501-710



ZD24RDP
 8001-9554

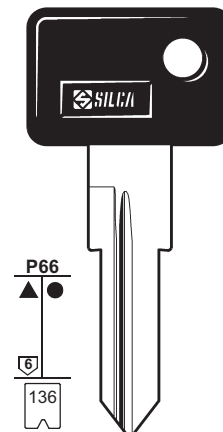


ZD30T5

ZADI



















ZADI

MZ



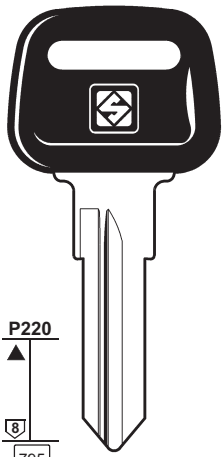
ZD16RP
 8001-9554
 ... 1-700
 N ... 1-700

ZADI

1	2	2a	3	6	71	72	42	43 44a	9b	10b 10c	12	15	A	B	C	D	
							IGNITION										
																	
MOTORCYCLE MAKE/MODEL	FROM	TO	SILCA REF.	TRANSP. TYPE	ID	COPY	ID	COPY	ID	COPY	STP						
	1995 	2010 	 Ref.		 FAST COPY PLUS RW4 PLUS	 FAST COPY PLUS RW4 PLUS	 FAST COPY RW4	 FAST COPY RW4	 RW3	 RW3							
MBK																	
BOOSTER	1995	1997	ZD16RP														
BOOSTER	1997		ZD23RT5	TEMIC	12	Y	12	Y	12	Y							
BOOSTER	1998	1999	ZD24RDP														
BOOSTER	1999		ZD24RT5	TEMIC	12	Y	12	Y	12	Y							
EVOLIS	1995		ZD16RP														
FORTE	1995		ZD16RP														
KILIBRE	2003		ZD24RDP														
NEW SORRISO	1995		ZD16RP														
OVETTO	1998		ZD24RDP														
OVETTO	1998		ZD23RT5	TEMIC	12	Y	12	Y	12	Y							
MOTO GUZZI																	
350 NEVADA	1994		ZD9														
350 NEVADA	1994		ZD9P														
750 NEVADA	1994		ZD9														
750 NEVADA	1994		ZD9P														
BELLAGIO	2006		ZD30T5	TEMIC	12	Y	12	Y	12	Y							
BREVA	2003		ZD24RDP														
CALIFORNIA EV	2003		ZD24RDP														
GRISO	2006		ZD30T5	TEMIC	12	Y	12	Y	12	Y							
NORGE	2006		ZD30T5	TEMIC	12	Y	12	Y	12	Y							
V11	2003		ZD24RDP														
MV AGUSTA																	
CRC BRUTALE S	2004																
MZ																	
TOUR	1994		ZD16RP														
SOME MODEL	1994		ZD16RP														

PER: 
FOR: 

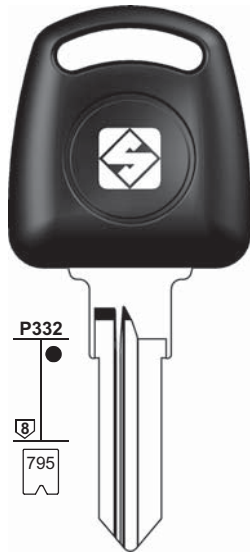
PEUGEOT



P220
▲ ●
8
795

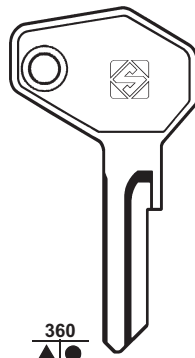

NE74P
CP
1-2-3-4

NEIMAN




P332
▲ ●
8
795


NE74T5
CP
1-2-3-4

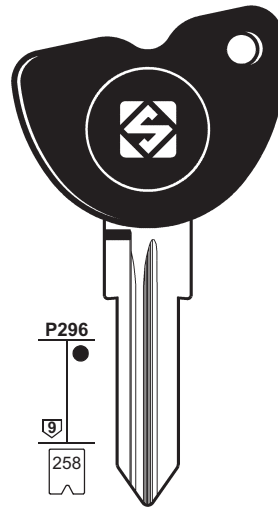


360
▲ ●
5
33
187
389


ZD7
..... 1-1625
..... 9001-9500
E 1-500
E 501-710

ZADI


PIAGGIO



P296
▲ ●
9
258


GT15RDT5
W
0001-9640

GIOBERT - TRW SIPEA



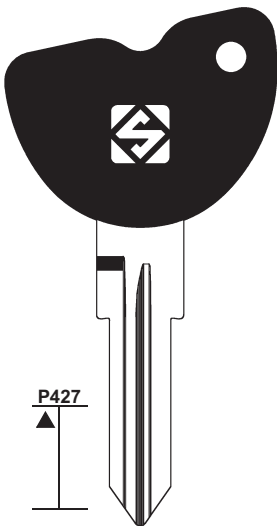
P128
▲ ●
9
258


GT15RP
W
0001-9640

GIOBERT - TRW SIPEA

PER: 
FOR: 

PIAGGIO



P427
▲ ●


GT20RDP

GIOBERT - TRW SIPEA



P422
▲ ●
8
S583
S522


SIP22T5
DE
1-11210

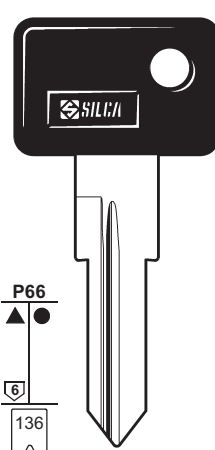
GIOBERT



P192
▲ ●
6
136
569
602


ZD17RAP
..... 8001-9554
..... 1-2-3-4-5-6-7-8-9-0

ZADI

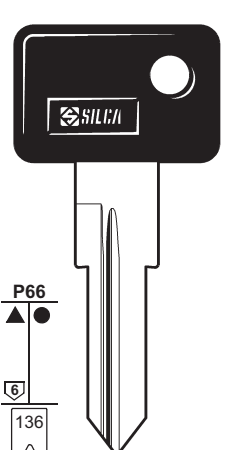


P66
▲ ●
6
136



ZD16RP
..... 8001-9554
... 1-700
N ... 1-700

ZADI

RIZZATO



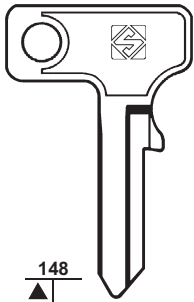
P66
▲ ●
6
136


ZD16RP
..... 8001-9554
... 1-700
N ... 1-700

ZADI

1	2	2a	3	6	71	72	42	43 44a	9b	10b 10c	12	15	A	B	C	D
<p style="text-align: center;">IGNITION</p> <p style="text-align: center;"></p>																
MOTORCYCLE MAKE/MODEL	FROM	TO	SILCA REF.	TRANSP. TYPE	ID	COPY	ID	COPY	ID	COPY	STP					
	1995	2010	 Ref.		 FAST COPY PLUS RW4 PLUS	 FAST COPY PLUS RW4 PLUS	 FAST COPY RW4	 FAST COPY RW4	 RW3	 RW3						
PEUGEOT																
ALISE'	1998		NE74T5	TEMIC	11	Y	11	Y	11	Y						
BUXY	1995		ZD7										↔			
ELISEO	1998		NE74T5	TEMIC	11	Y	11	Y	11	Y						
FOR LUX	1995		ZD7										↔			
SPEEDAKE	1995		ZD7										↔			
SPEEDFIGHT	1997		NE74T5	TEMIC	11	Y	11	Y	11	Y	T-F	S8				
SQUAB	1995	1997	ZD7										↔			
SQUAB	1997															↔
SOME MODEL	1997		NE74P													↔
PIAGGIO																
BEVERLY 200	2003		GT15RDT5	TEMIC	11	Y	11	Y	11	Y	T-F	S9	↔	↔		
FREE	1995		ZD17RAP											↔		
HEXAGON 125	1996		ZD16RP										↔	↔		
LIBERTY	2000		GT15RP													
MP3	2006		SIP22T5	TEMIC	11	Y	11	Y	11	Y	T-F	S9				
VESPA	1996		GT15RDT5	TEMIC	11	Y	11	Y	11	Y	T-F	S9	↔	↔		
X8	2005		GT20RDP										↔			
X8	2006		SIP22T5	TEMIC	11	Y	11	Y	11	Y	T-F	S9				
X9	2005		GT20RDP										↔			
XEVO 400	2006		SIP22T5	TEMIC	11	Y	11	Y	11	Y	T-F	S9				
ZIP	1995		ZD17RAP											↔		
ZIP	2000															
SOME MODELS	1995		ZD17RAP											↔		
SOME MODELS	1996		GT15RDT5	TEMIC	11	Y	11	Y	11	Y	T-F	S9	↔	↔		
RIZZATO																
ATALA	1995		ZD16RP											↔		
HACKER AT 12	1995		ZD16RP											↔		
HACKER RACING	1995		ZD16RP											↔		

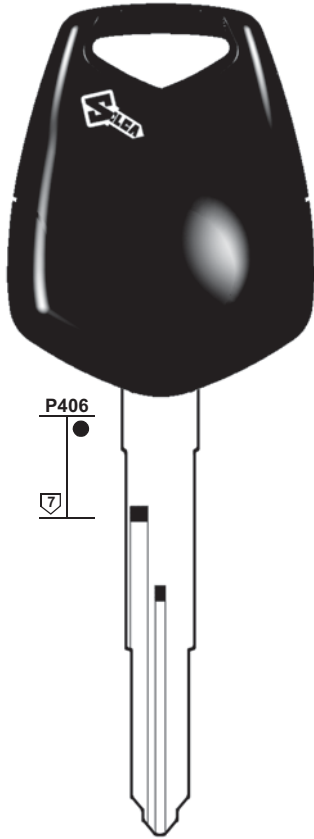
SUZUKI



148
5
22
171

NE44

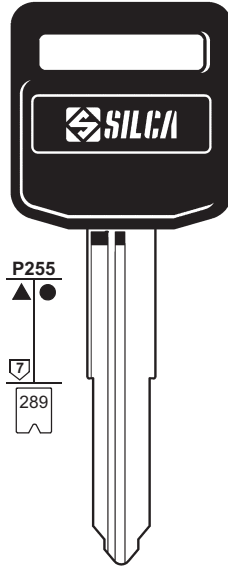
..... 0-1-2-3-4-5
.. 0 1-2-3-4-5
. 0 1-2-3-4-5
AA 1-2-3-4-5
BA 1-2-3-4-5
CA 1-2-3-4-5



P406
7

SZ17REH2

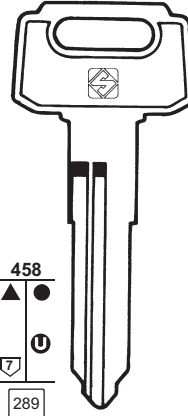
NEIMAN



P255
7
289

SZ14RAP

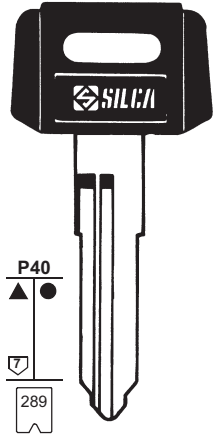
..... 6001-7000
A 6001-7000



458
7
289

SZ10R

..... 6001-7000

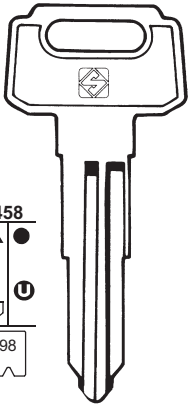


P40
7
289

SZ10RP

..... 6001-7000

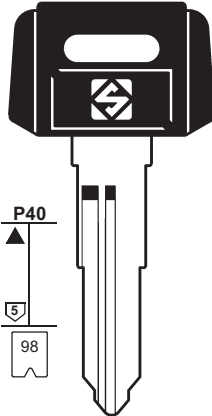
SUZUKI



458
5
98

YH29

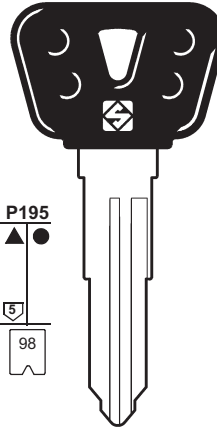
D
1-2-3-4
32010-79897



P40
5
98

YH29R

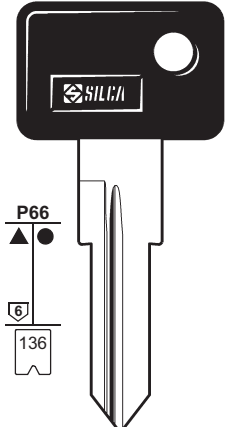
C
1-2-3-4
32010-79897



P195
5
98

YH29P

D
1-2-3-4
32010-79897



P40
5
98

YH30BP

F
1-2-3-4
32010-79897

YH30
F
1-2-3-4
32010-79897

YH30R
E
1-2-3-4
32010-79897

YH29RP
C
1-2-3-4
32010-79897

YH30RP
E
1-2-3-4
32010-79897

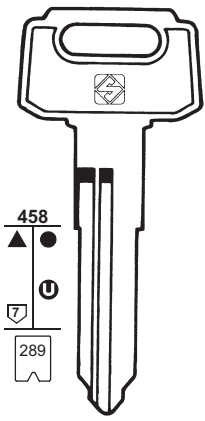
ZD16RP

..... 8001-9554
... 1-700
N ... 1-700

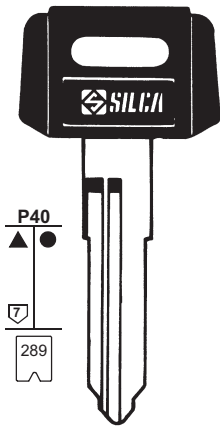
ZADI

1	2	2a	3	6	71	72	42	43 44a	9b	10b 10c	12	15	A	B	C	D
IGNITION																
MOTORCYCLE MAKE/MODEL	FROM	TO	SILCA REF.	TRANSP. TYPE	ID	COPY	ID	COPY	ID	COPY	STP					
	1995	2010	 Ref.		 FAST COPY PLUS RW4 PLUS	 FAST COPY PLUS RW4 PLUS	 FAST COPY RW4	 FAST COPY RW4	 RW3	 RW3						
SUZUKI																
ADDRESS 100	1994		SZ10R										↔	↔	↔	↔
ADDRESS 100	1994		SZ10RP										↔	↔	↔	↔
AJ50 ZZ	1995		ZD16RP										↔	↔		
AN125	1995		YH29										NE44		↔	
AN125	1995		YH29P										NE44		↔	
AN125	1995		YH29R										NE44		↔	
AN125	1995		YH29RP										NE44		↔	
AP50	1995		ZD16RP										↔	↔		
BURGMAN 150	2004			TEXAS	4C		4C		4C				↔			
BURGMAN 400	2004			TEXAS	4C		4C		4C				↔			
BURGMAN 650	2004			TEXAS	4C		4C		4C				↔			
DL1000	2003		SZ14RAP										↔		↔	
DR125 SE	1995		YH30										NE44		↔	
DR125 SE	1995		YH30BP										NE44		↔	
DR125 SE	1995		YH30R										NE44		↔	
DR125 SE	1995		YH30RBP										NE44		↔	
DR350	1997		YH30R											↔	↔	↔
DR650 RSE	1995		SZ14RAP										↔	↔	↔	↔
GFS600	1995		SZ14RAP										↔	↔	↔	↔
GS500E	1995		SZ14RAP										↔	↔	↔	↔
GS500F	2004		SZ14RAP										↔			
GSF BANDIT	2004	2007	SZ14RAP										↔			
GSF BANDIT	2007			TEX / CR	62		62		62				↔	↔	↔	
GSF BANDIT	2007		SZ17REH2	TEX / CR	62	Y	62	Y	62	PC			↔	↔	↔	
GSF600	1995		SZ10R										↔	↔	↔	
GSF600	1995		SZ10RP										↔	↔	↔	
GSX KATANA	1997		ZD16RP											↔		
GSX-R1000	2003	2006	SZ14RAP										↔		↔	
GSX-R1000	2006			TEX / CR	62		62		62				↔	↔	↔	
GSX-R1000	2006		SZ17REH2	TEX / CR	62	Y	62	Y	62	PC			↔	↔	↔	
GSX-R1100	1995		SZ14RAP										↔	↔	↔	↔
GSX-R1300 HAYABUSA	2004		SZ14RAP										↔			
GSX-R600	1997	2006	SZ14RAP											↔	↔	↔
GSX-R600	2006			TEX / CR	62		62		62				↔	↔	↔	
GSX-R600	2006		SZ17REH2	TEX / CR	62	Y	62	Y	62	PC			↔	↔	↔	
GSX-R750 SP	1995		SZ14RAP										↔	↔	↔	↔
GSX-R750 W	1995		SZ14RAP										↔	↔	↔	↔
GSX-R750	1997	2006	SZ14RAP											↔	↔	↔
GSX-R750	2006			TEX / CR	62		62		62				↔	↔	↔	

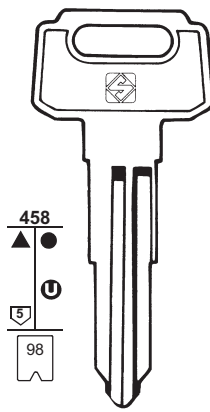
SUZUKI



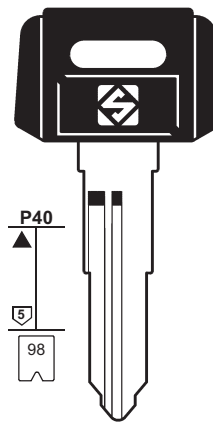
SZ10R
.....
6001-7000



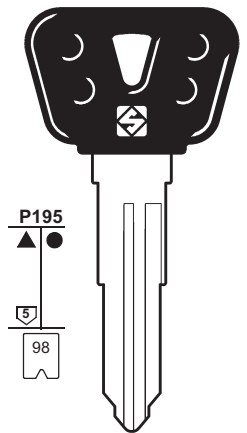
SZ10RP
.....
6001-7000



YH29
D.....
1-2-3-4
32010-79897



YH29P
D.....
1-2-3-4
32010-79897



YH30BP
F.....
1-2-3-4
32010-79897

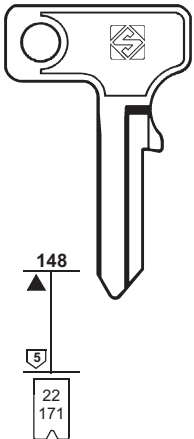
YH30
F.....
1-2-3-4
32010-79897

YH30R
E.....
1-2-3-4
32010-79897

YH29RP
C.....
1-2-3-4
32010-79897

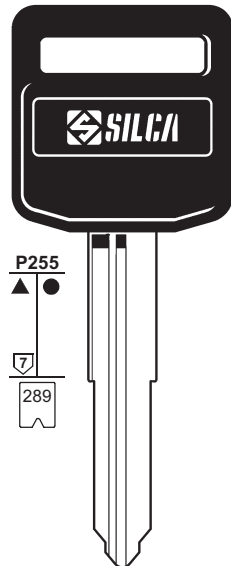
YH30RBP
E.....
1-2-3-4
32010-79897

SUZUKI

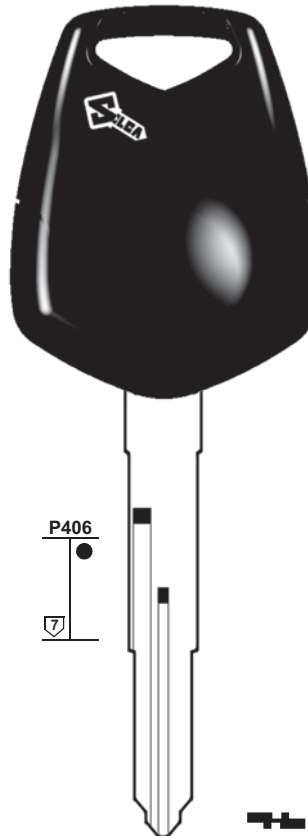


NE44
.....0-1-2-3-4-5
..0....1-2-3-4-5
.0....1-2-3-4-5
AA.....1-2-3-4-5
BA.....1-2-3-4-5
CA.....1-2-3-4-5

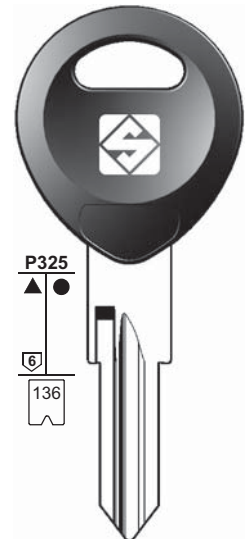
NEIMAN



SZ14RAP
.....6001-7000
A.....6001-7000



SZ17REH2



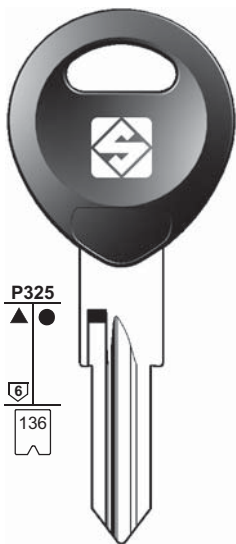
ZD24RDP
.....8001-9554

ZADI

1	2	2a	3	6	71	72	42	43 44a	9b	10b 10c	12	15	A	B	C	D
IGNITION																
MOTORCYCLE MAKE/MODEL	FROM	TO	SILCA REF.	TRANSP. TYPE	ID	COPY	ID	COPY	ID	COPY	STP					
	1995	2010	 Ref.		 FAST COPY PLUS RW4 PLUS	 FAST COPY PLUS RW4 PLUS	 FAST COPY RW4	 FAST COPY RW4	 RW3	 RW3						
SUZUKI																
GSX-R750	2006		SZ17REH2	TEX / CR	62	Y	62	Y	62	PC			↔	↔	↔	
KATANA R	2004		ZD24RDP										↔			
LR GSX 600	2004		SZ14RAP										↔			
LS650	1995		YH30										NE44		↔	
LS650	1995		YH30BP										NE44		↔	
LS650	1995		YH30R										NE44		↔	
LS650	1995		YH30RBP										NE44		↔	
MARAUDER GZ250	2004		SZ14RAP										↔			
MARAUDER VZ1600	2004		SZ14RAP										↔			
RF600R	1995		SZ10R										↔	↔	↔	
RF600R	1995		SZ10RP										↔	↔	↔	
RF900R	1995		SZ10R										↔	↔	↔	
RF900R	1995		SZ10RP										↔	↔	↔	
RG125	1995		SZ10R										↔	↔	↔	
RG125	1995		SZ10RP										↔	↔	↔	
SV1000S	2003		SZ14RAP										↔		↔	
SV650	2004		SZ14RAP										↔			
SV650S	2003		SZ14RAP										↔		↔	
SV750	2004		SZ14RAP										↔			
VL800 VOLUSIA	2005		SZ14RAP										↔			
VS 1400GPL	1995		YH30										NE44		↔	
VS 1400GPL	1995		YH30BP										NE44		↔	
VS 1400GPL	1995		YH30R										NE44		↔	
VS 1400GPL	1995		YH30RBP										NE44		↔	
VS 600GL	1995		YH29										NE44		↔	
VS 600GL	1995		YH29P										NE44		↔	
VS 600GL	1995		YH29R										NE44		↔	
VS 600GL	1995		YH29RP										NE44		↔	
VS 800GL	1995		YH29										NE44		↔	
VS 800GL	1995		YH29P										NE44		↔	
VS 800GL	1995		YH29R										NE44		↔	
VS 800GL	1995		YH29RP										NE44		↔	
V-STROM 1000	2004	2007	SZ14RAP										↔			
V-STROM 650	2004	2007	SZ14RAP										↔			
V-STROM	2007			TEX / CR	62		62		62				↔	↔	↔	
V-STROM	2007		SZ17REH2	TEX / CR	62	Y	62	Y	62	PC			↔	↔	↔	

PER: 
FOR: 

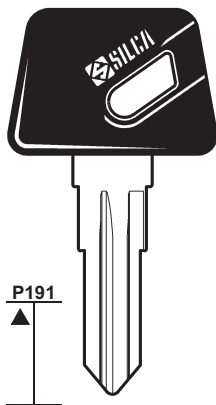
TRIUMPH




ZD24RDP
..... 8001-9554

ZADI

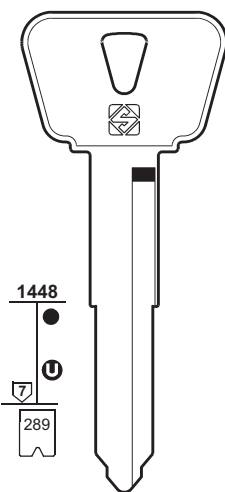
YAMAHA



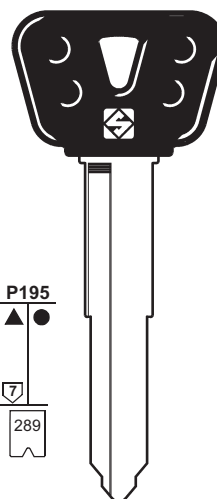

YH34P
..... 3000





YH34RP
..... 7000





YH35R
A 7001-8500



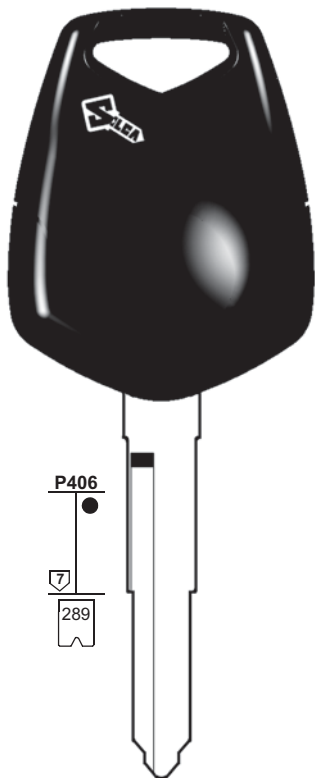

YH35RBP
A 7001-8500
B 7001-8000
C 7001-8000




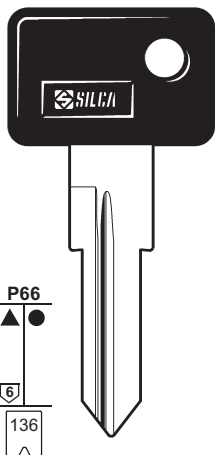

YH35RAT22
A 7001-8500
B 7001-8000
C 7001-8000

PER: 
FOR: 

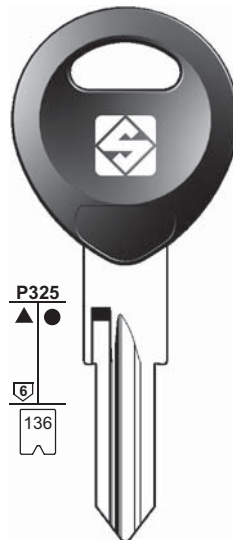
YAMAHA



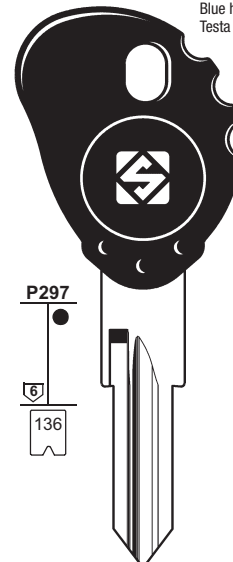

YH35REH2
A 7001-8500
B 7001-8000
C 7001-8000





ZD16RP
..... 8001-9554
... 1-700
N ... 1-700




ZD24RDP
..... 8001-9554




ZD24RT5
..... 8001-9554

Blue head
Testa blu

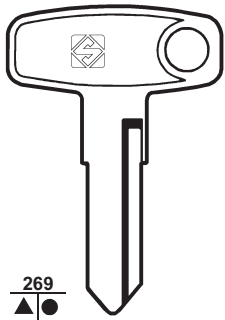
ZADI

ZADI

1	2	2a	3	6	71	72	42	43 44a	9b	10b 10c	12	15	A	B	C	D
IGNITION																
MOTORCYCLE MAKE/MODEL	FROM	TO	SILCA REF.	TRANSP. TYPE	ID	COPY	ID	COPY	ID	COPY	STP					
	1995	2010	 Ref.		 FAST COPY PLUS RW4 PLUS	 FAST COPY PLUS RW4 PLUS	 FAST COPY RW4	 FAST COPY RW4	 RW3	 RW3						
TRIUMPH																
AMERICA	2006		ZD24RDP													⇕
BONNEVILLE	2006		ZD24RDP													⇕
DAYTONA	2006		ZD24RDP													⇕
ROCKET III	2006		ZD24RDP													⇕
SCRAMBLER	2006		ZD24RDP													⇕
SPEEDMASTER	2006		ZD24RDP													⇕
SPRINT ST	2006		ZD24RDP													⇕
THRUXTON	2006		ZD24RDP													⇕
TIGER	2006		ZD24RDP													⇕
YAMAHA																
Aerox	1998		ZD24RDP										⇕	⇕	⇕	⇕
Aerox	1998		ZD24RT5	MEG	13	Y	13	Y	13	Y			⇕	⇕	⇕	⇕
Axis	1995		ZD16RP										⇕			
Breeze	1995		ZD16RP										⇕			
BT1100 BullDog	2003	2005	ZD24RDP										⇕		⇕	
BT1100 BullDog	2005		YH35RAT22	TEX / CR	69		69		60			S12	⇕		⇕	
BT1100 BullDog	2005		YH35REH2	TEX / CR	69	Y	69	Y	60	PC			⇕		⇕	
CT50 SS	1995		YH34P										⇕			
CT50 SS	1995		YH34RP										⇕			
FJR1300	2005		YH35RAT22	TEX / CR	69		69		60			S12	⇕		⇕	
FJR1300	2005		YH35REH2	TEX / CR	69	Y	69	Y	60	PC			⇕		⇕	
FZ1	2006		YH35RAT22	TEX / CR	69		69		60			S12	⇕		⇕	
FZ1	2006		YH35REH2	TEX / CR	69	Y	69	Y	60	PC			⇕		⇕	
FZ6	2004		YH35RAT22	TEX / CR	69		69		60			S12	⇕		⇕	
FZ6	2004		YH35REH2	TEX / CR	69	Y	69	Y	60	PC			⇕		⇕	
FZR600	1995		YH35R										⇕	⇕		
FZR600	1995		YH35RBP										⇕	⇕	⇕	⇕
FZR600R	1995		YH35R										⇕	⇕		
FZR600R	1995		YH35RBP										⇕	⇕	⇕	⇕
FZS1000 FAZER	2005		YH35RAT22	TEX / CR	69		69		60			S12	⇕		⇕	
FZS1000 FAZER	2005		YH35REH2	TEX / CR	69	Y	69	Y	60	PC			⇕		⇕	
Majesty 250	2005		ZD24RDP										⇕		⇕	
Majesty 400	2005		YH35RAT22	TEX / CR	69		69		60			S12	⇕	⇕	⇕	
Majesty 400	2005		YH35REH2	TEX / CR	69	Y	69	Y	60	PC			⇕		⇕	
MT-01	2005		YH35RAT22	TEX / CR	69		69		60			S12	⇕		⇕	
MT-01	2005		YH35REH2	TEX / CR	69	Y	69	Y	60	PC			⇕		⇕	
MT-03	2006		YH35RAT22	TEX / CR	69		69		60			S12	⇕		⇕	
MT-03	2006		YH35REH2	TEX / CR	69	Y	69	Y	60	PC			⇕		⇕	
Neos	1998		ZD24RDP										⇕	⇕	⇕	⇕

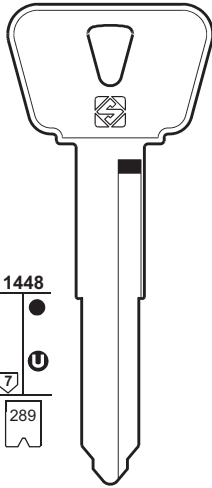
PER: 
FOR:

YAMAHA



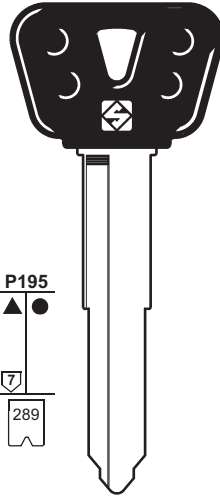
YH14

.... 3801-3850
.... 4251-4300
.... 4851-4900



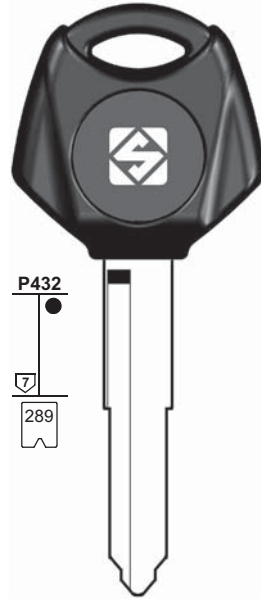
YH35R

A 7001-8500



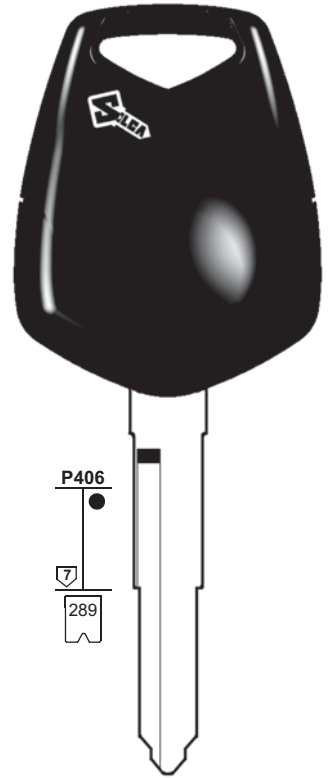
YH35RBP

A 7001-8500
B 7001-8000
C 7001-8000



YH35RAT22

A 7001-8500
B 7001-8000
C 7001-8000

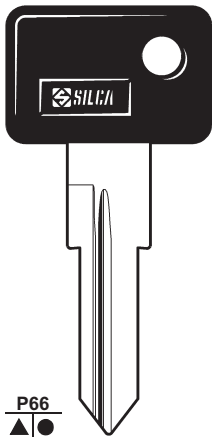


YH35REH2

A 7001-8500
B 7001-8000
C 7001-8000

PER: 
FOR:

YAMAHA




ZD16RP

.... 8001-9554
.... 1-700
N ... 1-700



ZD24RDP

.... 8001-9554



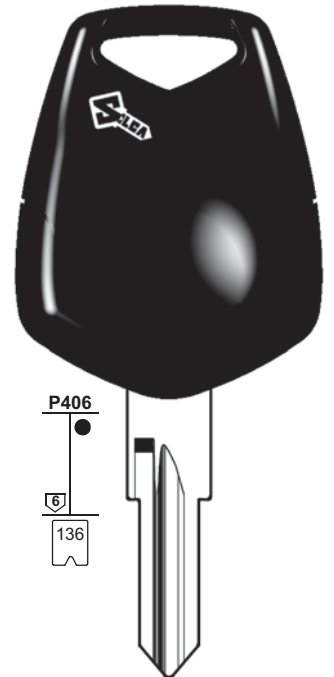
ZD24RT5

.... 8001-9554



ZD24RAT22

.... 8001-9554



ZD24REH2

















.... 8001-9554

Blue head
Testa blu

ZADI

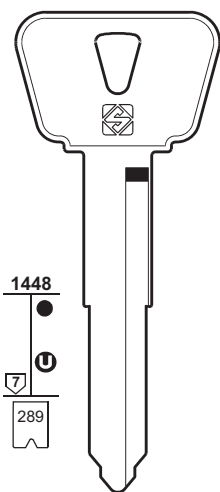
ZADI

ZADI

1	2	2a	3	6	71	72	42	43 44a	9b	10b 10c	12	15	A	B	C	D	
				IGNITION													
MOTORCYCLE MAKE/MODEL 	FROM 1995 	TO 2010 	SILCA REF.  Ref.	TRANSP. TYPE 	ID  FAST COPY PLUS RW4 PLUS	COPY  FAST COPY PLUS RW4 PLUS	ID  FAST COPY RW4	COPY  FAST COPY RW4	ID  RW3	COPY  RW3	STP 						
YAMAHA																	
Neos	1998		ZD24RT5	MEG	13	Y	13	Y	13	Y			↔	↔	↔	↔	
SPY	1995		ZD16RP										↔				
TDM	1996		YH35R										↔	↔			
TDM	1996		YH35RBP											↔	↔	↔	
TDM600	2005		YH35RAT22	TEX / CR	69		69		60			S12	↔	↔	↔		
TDM600	2005		YH35REH2	TEX / CR	69	Y	69	Y	60	PC			↔		↔		
TDM850	1995		YH35R										↔	↔			
TDM850	1995		YH35RBP										↔	↔	↔	↔	
T-MAX 500	2005		YH35RAT22	TEX / CR	69		69		60			S12	↔	↔	↔		
T-MAX 500	2005		YH35REH2	TEX / CR	69	Y	69	Y	60	PC			↔		↔		
TRX850	1995		YH35R										↔	↔			
TRX850	1995		YH35RBP										↔	↔	↔	↔	
TT350	1995		YH14										↔				
Versity 300	2003		ZD24RDP										↔	↔	↔	↔	
XJR 1300	2004		YH35RAT22	TEX / CR	69		69		60			S12	↔		↔		
XJR 1300	2004		YH35REH2	TEX / CR	69	Y	69	Y	60	PC			↔		↔		
X-MAX 125	2006		ZD24RAT22	TEX / CR	69		69		60			S12	↔		↔		
X-MAX 125	2006		ZD24REH2	TEX / CR	69	Y	69	Y	60	PC			↔		↔		

PER: 
FOR: 

YAMAHA



1448

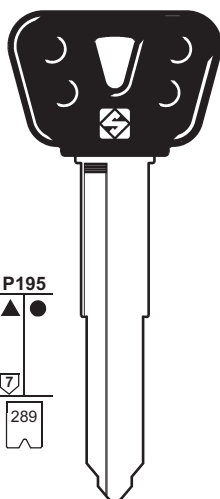


YH35

- A 7001-8500
- B 7001-8000
- C 7001-8000

YH35R

- A 7001-8500
- B 7001-8000
- C 7001-8000

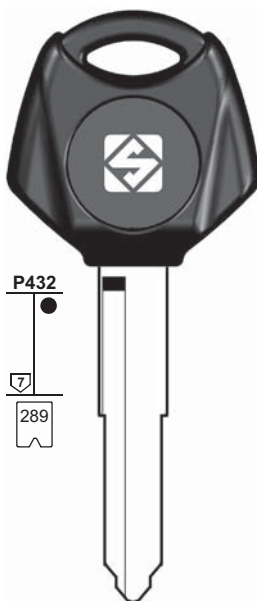


P195



YH35RBP

- A 7001-8500
- B 7001-8000
- C 7001-8000

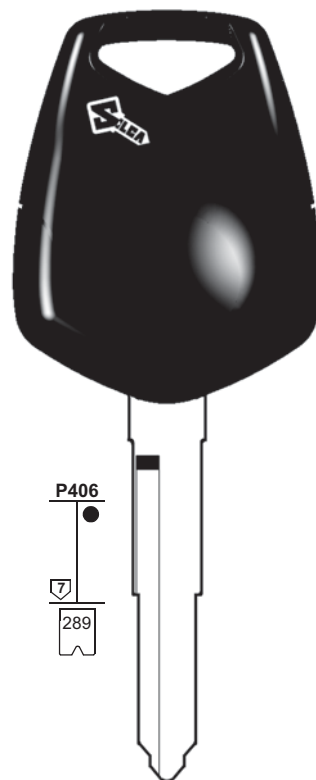


P432



YH35RAT22

- A 7001-8500
- B 7001-8000
- C 7001-8000



P406




YH35REH2

- A 7001-8500
- B 7001-8000
- C 7001-8000

PER: 
FOR: 

YAMAHA



Blue head
Testa blu



















P297



ZD23RT5

8001-9554

ZADI

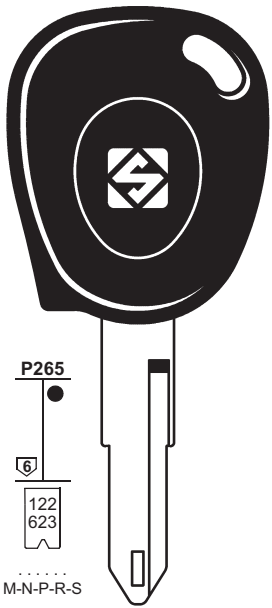
1	2	2a	3	6	71	72	42	43 44a	9b	10b 10c	12	15	A	B	C	D
				IGNITION 												
MOTORCYCLE MAKE/MODEL 	FROM 1995 	TO 2010 	SILCA REF.  Ref.	TRANSP. TYPE 	ID  FAST COPY PLUS RW4 PLUS	COPY  FAST COPY PLUS RW4 PLUS	ID  FAST COPY RW4	COPY  FAST COPY RW4	ID  RW3	COPY  RW3	STP 					
YAMAHA																
X-MAX 250	2005		ZD23RT5	TEMIC	12	Y	12	Y	12	Y			⇄		⇄	
XT600E	1995		YH35R										⇄	⇄		
XT600E	1995		YH35RBP										⇄	⇄	⇄	⇄
XT600E	1996		YH35R										⇄	⇄		
XT600E	1996		YH35RBP											⇄	⇄	⇄
XT660Z Ténéré	2008		YH35RAT22	TEX / CR	69		69		60			S12	⇄		⇄	
XT660Z Ténéré	2008		YH35REH2	TEX / CR	69	Y	69	Y	60	PC			⇄		⇄	
XTR	2004		YH35RAT22	TEX / CR	69		69		60			S12	⇄		⇄	
XTR	2004		YH35REH2	TEX / CR	69	Y	69	Y	60	PC			⇄		⇄	
XTX	2004		YH35RAT22	TEX / CR	69		69		60			S12	⇄		⇄	
XTX	2004		YH35REH2	TEX / CR	69	Y	69	Y	60	PC			⇄		⇄	
XTZ660	1996		YH35R										⇄	⇄		
XTZ660	1996		YH35RBP											⇄	⇄	⇄
XVS1100 DragStar	1998		YH35R										⇄	⇄		
XVS1100 DragStar	1998		YH35RBP										⇄	⇄	⇄	⇄
XVS1100A DragStar	2004		YH35RAT22	TEX / CR	69		69		60			S12	⇄		⇄	
XVS1100A DragStar	2004		YH35REH2	TEX / CR	69	Y	69	Y	60	PC			⇄		⇄	
XVS650 DragStar	1996		YH35R										⇄	⇄		
XVS650 DragStar	1996		YH35RBP											⇄	⇄	⇄
XVS650A DragStar	2004		YH35RAT22	TEX / CR	69		69		60			S12	⇄		⇄	
XVS650A DragStar	2004		YH35REH2	TEX / CR	69	Y	69	Y	60	PC			⇄		⇄	
XVZ1300	1996		YH35R										⇄	⇄		
XVZ1300	1996		YH35RBP											⇄	⇄	⇄
YP250 Majestic	1996		YH35R										⇄	⇄		
YP250 Majestic	1996		YH35RBP											⇄	⇄	⇄
YZF1000	1996		YH35R										⇄	⇄		
YZF1000	1996		YH35RBP											⇄	⇄	⇄
YZF600	1996		YH35R										⇄	⇄		
YZF600	1996		YH35RBP											⇄	⇄	⇄
YZF-R1	2005		YH35RAT22	TEX / CR	69		69		60			S12	⇄		⇄	
YZF-R1	2005		YH35REH2	TEX / CR	69	Y	69	Y	60	PC			⇄		⇄	
YZF-R6	2003		YH35RAT22	TEX / CR	69		69		60			S12	⇄		⇄	
YZF-R6	2003		YH35REH2	TEX / CR	69	Y	69	Y	60	PC			⇄		⇄	
SOME MODELS	1995		YH35										⇄	⇄		
SOME MODELS	1995		YH35R										⇄	⇄		
SOME MODELS	1995		YH35RBP										⇄	⇄	⇄	⇄



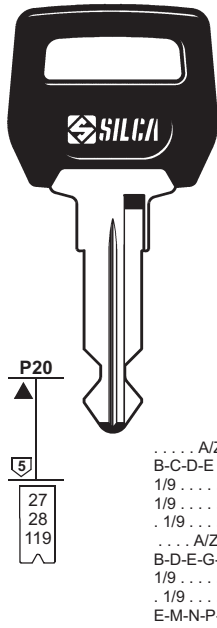
Truck keys guide
Guida chiavi camion
Führer für LKW Schlüssel
Guide clés pour camions
Guía llaves para camiones
Guia chaves para camiões

PER: 
FOR:

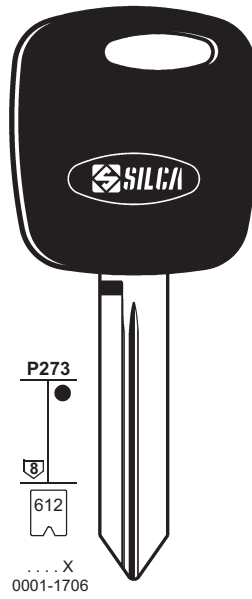
DAF



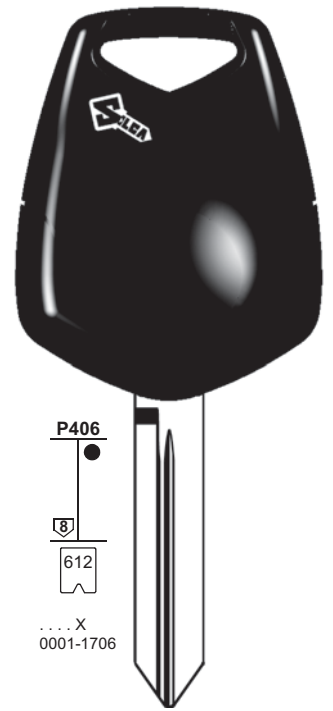
VALEO



FORD USA

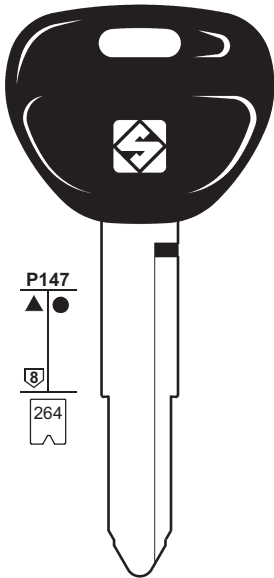


STRATTEC

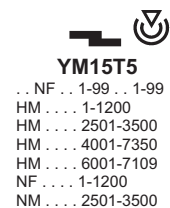
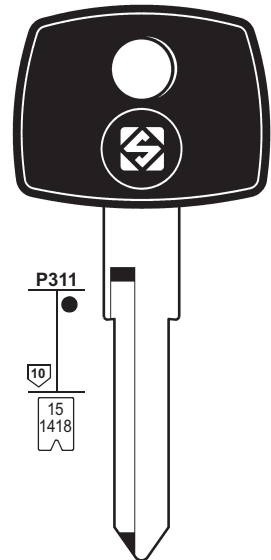
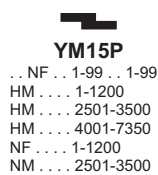
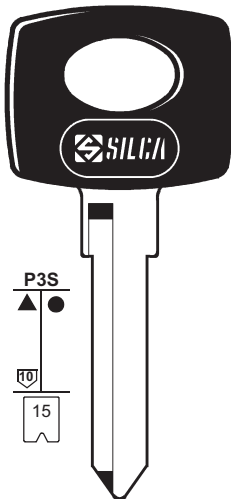


PER: 
FOR:

ISUZU



MERCEDES

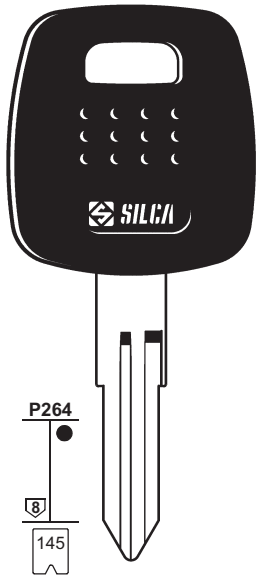


YMOS

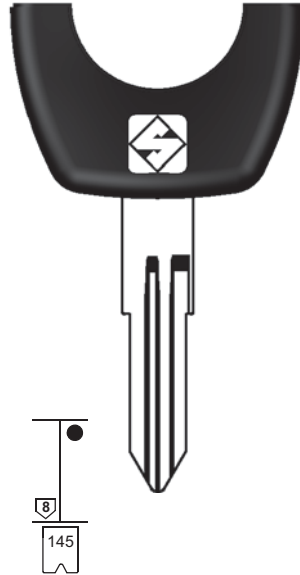
1	2	2a	3	6	71	72	42	43 44a	9b	10b 10c	12	15	A	B	C	D	
IGNITION																	
TRUCK MAKE/MODEL	FROM	TO	SILCA REF.	TRANSP. TYPE	ID	COPY	ID	COPY	ID	COPY	STP						
	1995	2010	 Ref.		 FAST COPY PLUS RW4 PLUS	 FAST COPY PLUS RW4 PLUS	 FAST COPY RW4	 FAST COPY RW4	 RW3	 RW3							
DAF																	
95xF (TRK)	1996		NE92P											←	←		
CF	2002		NE73T6	MEG / CR	48		48		48					←	←	←	←
LF	2002		NE73T6	MEG / CR	48		48		48					←	←	←	←
XF	2002		NE73T6	MEG / CR	48		48		48					←	←	←	←
FORD USA																	
EXPLORER SPORT	2001			TEXAS	4C		4C		4C								
HEAVY TRUCKS	2000		FO38RT3	TEXAS	4C		4C		4C			C					
HEAVY TRUCKS	2000		FO38REH2	TEXAS	4C	Y	4C	Y	4C	Y				←	←	←	←
ISUZU																	
NKR			MIT15AP											←			
NPR			MIT15AP											←			
NQR			MIT15AP											←			
MERCEDES																	
1117	1996		YM15P											←	←	←	←
1300	1996		YM15P											←	←	←	←
1500	1996		YM15P											←	←	←	←
711	1996		YM15P											←	←	←	←
814-817	1996		YM15P											←	←	←	←
917	1996		YM15P											←	←	←	←
ACTROS	1997		YM15T5	MEG	13	Y	13	Y	13	Y	M-V			←	←	←	
ACTROS	1998		YM15T5	TEMIC	12	Y	12	Y	12	Y				←	←	←	
SPRINTER	1996		YM15P											←	←	←	←
SPRINTER	1997		YM15T5	TEMIC	12	Y	12	Y	12	Y				←	←	←	←
VARIO	1996		YM15P											←	←	←	←
VARIO	1996		YM15P											←	←	←	←


PER: 
FOR:

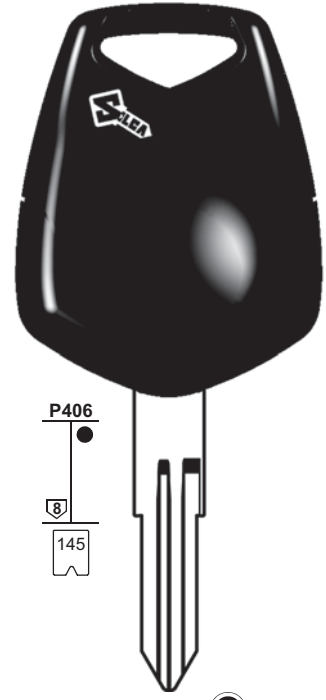
NISSAN




NSN11T13
X 1-8000
X 8001-9000




NSN11AT13
X 1-8000
X 8001-9000

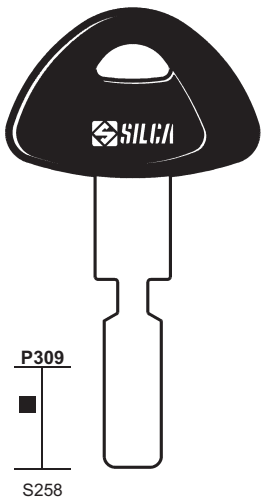



NSN11EH2
X 1-8000
X 8001-9000

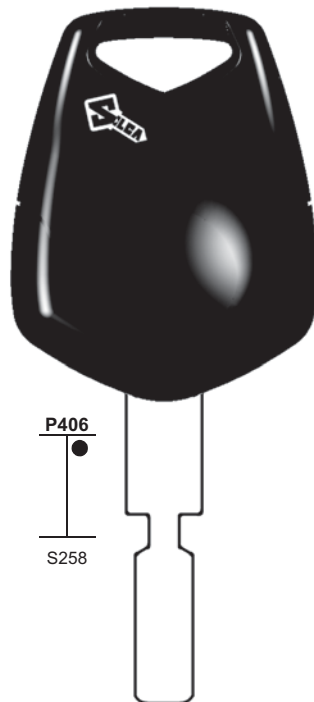
SUBARU - VALEO

PER: 
FOR:

SCANIA

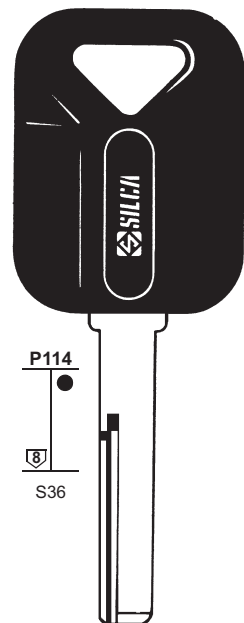



HU71P
. . . . 1-2000




HU71EH2
. . . . 1-2000

VOLVO




HU56RP
DN/DH
6001-8000

HUF

1	2	2a	3	6	71	72	42	43 44a	9b	10b 10c	12	15	A	B	C	D			
				IGNITION															
TRUCK MAKE/MODEL	FROM	TO	SILCA REF.	TRANSP. TYPE	ID	COPY	ID	COPY	ID	COPY	STP								
	1995	2010	 Ref.		 FAST COPY PLUS RW4 PLUS	 FAST COPY PLUS RW4 PLUS	 FAST COPY RW4	 FAST COPY RW4	 RW3	 RW3									
NISSAN																			
ATLEON	2002		NSN11AT13	TEX / CR	60		60		60				↔	↔	↔	↔			
ATLEON	2002		NSN11T13	TEX / CR	60		60		60				↔	↔	↔	↔			
ATLEON	2002		NSN11EH2	TEX / CR	60	Y	60	Y	60	PC			↔	↔	↔	↔			
CAB STAR	2000	2003	NSN11AT13	TEX / CR	60		60		60				↔	↔	↔	↔			
CAB STAR	2000	2003	NSN11T13	TEX / CR	60		60		60				↔	↔	↔	↔			
CAB STAR	2000	2003	NSN11EH2	TEX / CR	60	Y	60	Y	60	PC			↔	↔	↔	↔			
CAB STAR	2003		NSN11AT13	TEX / CR	XX		XX		XX				↔	↔	↔	↔			
CAB STAR	2003		NSN11T13	TEX / CR	XX		XX		XX				↔	↔	↔	↔			
CAB STAR	2003		NSN11EH2	TEX / CR	XX	Y	XX	Y	XX	PC			↔	↔	↔	↔			
SCANIA																			
164	2004			TEX / CR	60		60		60				↔						
164	2004		HU71EH2	TEX / CR	60	Y	60	Y	60	PC			↔						
R144-NA	1996		HU71P										↔						
R-SERIES	2005			TEX / CR	60		60		60				↔		↔				
R-SERIES	2005		HU71EH2	TEX / CR	60	Y	60	Y	60	PC			↔		↔				
SOME MODELS	1996		HU71P										↔						
VOLVO																			
FH12	1997	1997	HU56RP										↔			↔			



SBB / SDD

Vehicle keys guide

Guida chiavi veicoli

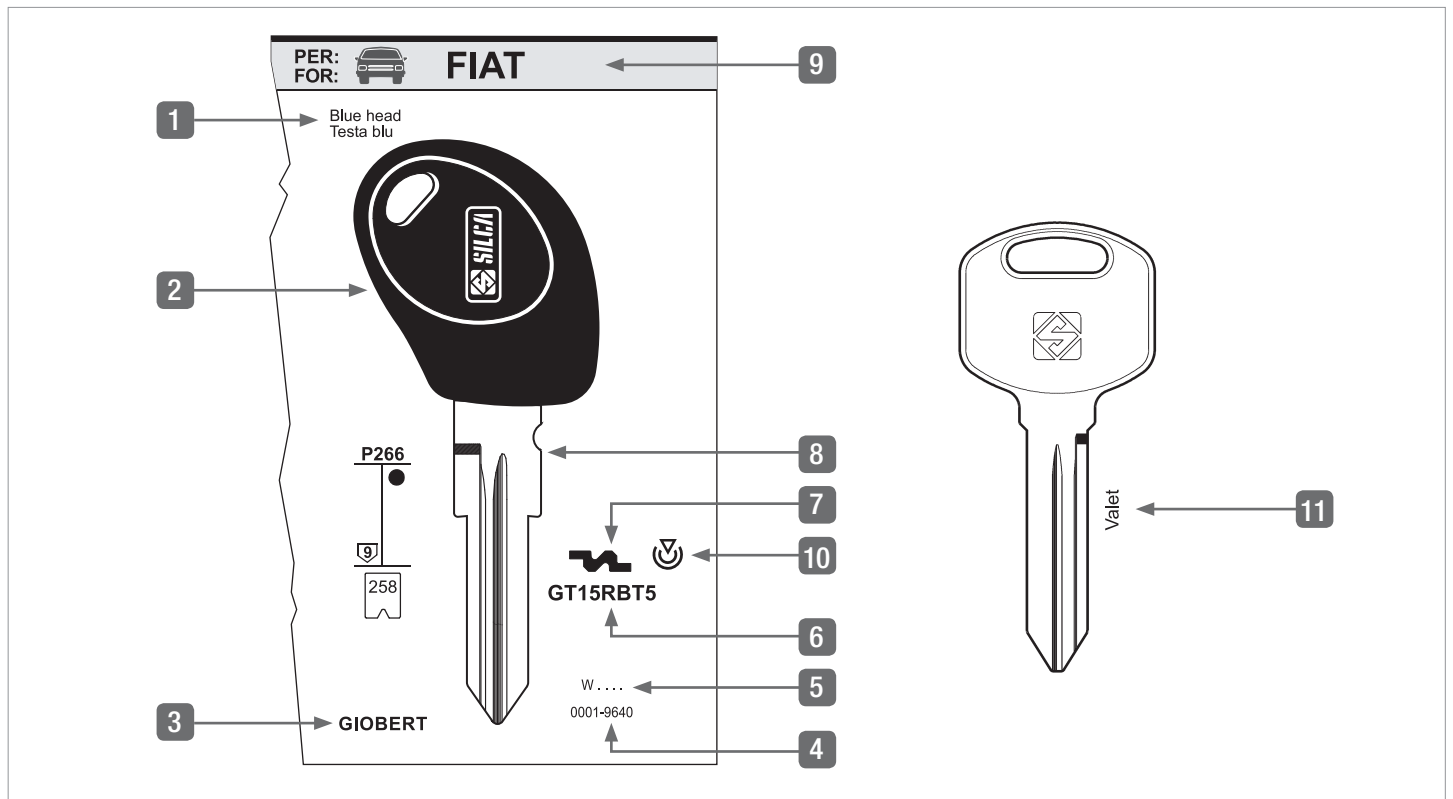
Führer für Fahrzeugschlüssel

Guide clés pour véhicules

Guía llaves para vehículos

Guia chaves para veículos

INDEX - TERMINOLOGIA - TERMINOLOGIE - TERMINOLOGIE - TERMINOLOGIA - TERMINOLOGIA



	GB	I	D	F	E	P
1	Head Colour	Colore testa	Kopf-Farbe	Couleur tête	Color cabeza	Cor da cabeça
2	Head	Testa	Kopf	Tête	Cabeza	Cabeça
3	Lock Brand	Marca serratura	Schloß-Marke	Marque serrure	Marca cerradura	Marca da fechadura
4	Code	Serie	Serie	Code	Serie	Códigos
5	Original profile	Profilo originale	Originalprofil	Profil original	Perfil original	Perfil original
6	Silca Item	Articolo Silca	Silca-Artikel	Article Silca	Artículo Silca	Artigo Silca
7	Profile	Profilo	Profil	Profil	Perfil	Perfil
8	Blade (stem)	Canna	Schaft	Canne	Caña	Cana
9	Vehicle Brand	Marca veicolo	Fahrzeuge-Marke	Marque véhicule	Marca vehículo	Marca do veículo
10	Transponder Type	Tipo Transponder	Transponder-Typ	Type de Transpondeur	Tipo de Transponder	Tipo de Transponder
11	<p>Primary: primary key, opens all locks;</p> <p>Master: primary key, opens all locks;</p> <p>Valet: secondary key, for vehicle ignition and door opening only.</p>	<p>Primary: chiave primaria, apre tutte le serrature;</p> <p>Master: chiave primaria, apre tutte le serrature;</p> <p>Valet: chiave secondaria, solo per accensione auto e apertura portiera.</p>	<p>Primary: Primärschlüssel, öffnet alle Schlösser;</p> <p>Master: Primärschlüssel, öffnet alle Schlösser;</p> <p>Valet: Sekundärschlüssel nur zum Starten des Autos und Öffnen der Tür.</p>	<p>Primary: clé primaire ouvrant toutes les serrures;</p> <p>Master: clé primaire ouvrant toutes les serrures;</p> <p>Valet: clé secondaire pour allumage voiture et ouverture de la portière seulement.</p>	<p>Primary: llave primaria, abre todas las cerraduras;</p> <p>Master: llave primaria, abre todas las cerraduras;</p> <p>Valet: llave secundaria, sólo para encendido vehículo y abertura portezuela.</p>	<p>Primary: chave primária, abre todas as fechaduras;</p> <p>Master: chave primária, abre todas as fechaduras;</p> <p>Valet: chave secundária, só para ignição de veículo e por abrir a porta.</p>

SBB/SDD: KEYS GUIDE LEGEND - SBB/SDD: LEGENDA GUIDA CHIAVI - SBB/SDD: SCHLÜSSEL ERLÄUTERUNG - SBB/SDD: LÉGENDE GUIDE CLÉS - SBB/SDD: LEYENDA GUÍA LLAVES - SBB/SDD: LEGENDA GUIA CHAVES

 	<p>Make and model Marca e modello Marke und Modell Marque et modèle Marca y modelo Marca e modelo</p>	<p>Indicates the possibility to generate codes for new transponder keys using STP+RW2 or STP+RW3 or STP+RW4 or STP+FAST COPY or STP+RW4 PLUS or STP+FAST COPY PLUS (4)</p> <p>Indica la possibilità di generare il codice per nuove chiavi transponder utilizzando STP+RW2 or STP+RW3 or STP+RW4 or STP+FAST COPY or STP+RW4 PLUS or STP+FAST COPY PLUS (4)</p> <p>Zeigt an, daß der Code für neue Transponderschlüssel mit dem STP+RW2 or STP+RW3 or STP+RW4 or STP+FAST COPY or STP+RW4 PLUS or STP+FAST COPY PLUS generiert werden kann (4)</p> <p>Indique la possibilité de générer le code pour de nouvelles clés transponder en utilisant STP+RW2 or STP+RW3 or STP+RW4 or STP+FAST COPY or STP+RW4 PLUS or STP+FAST COPY PLUS (4)</p> <p>Indica la posibilidad de generar el código para nuevas llaves transponder utilizando STP+RW2 or STP+RW3 or STP+RW4 or STP+FAST COPY or STP+RW4 PLUS or STP+FAST COPY PLUS (4)</p> <p>Indica a possibilidade de gerar o código para novas chaves transponder utilizando STP+RW2 or STP+RW3 or STP+RW4 or STP+FAST COPY or STP+RW4 PLUS or STP+FAST COPY PLUS (4)</p>
<p>FROM 1995</p>	<p>In production from... Fabbricata dal... Hergestellt seit... Fabriquée à partir du... Fabricada desde... Fabricada desde...</p>	<p>STP</p>
<p>TO 2010</p>	<p>In production until... Fabbricata fino al... Hergestellt bis... Fabriquée jusqu'au... Fabricada hasta.... Fabricada até...</p>	<p>Memorization of key in central immobilizer system by SBB/SDD; "1.00" = version for release of database (initial).</p> <p>Memorizzazione della chiave nella centralina immobilizer tramite SBB/SDD; "1.00" = versione rilascio del database (iniziale).</p> <p>Speicherung des Schlüssels in der Steuerzentrale der Wegfahrsperre durch SBB/SDD; "1.00" = Ursprüngliche Version der Datenbasis.</p> <p>Mise en mémoire des clés dans le central immobiliseur par SBB/SDD; "1.00" = version délivrance de la base de données (initiale).</p> <p>Memorización de la llave en la centralita immobilizer por medio de SBB/SDD; "1.00" = versión de expedición del database (inicial).</p> <p>Memorização da chave na central do sistema de imobilização por meio de SBB/SDD; "1.00" = versão com emissão da base de dados (inicial).</p>
<p>Ref.</p>	<p>Silca key reference Referenza chiave Silca Silca-Schlüssel-Referenz Référence clé Silca Referencia llave Silca Referência chave Silca</p>	<p>SBB</p>
	<p>Type of transponder on the original key (1) Tipo di transponder presente nella chiave originale (1) Transpondertyp im Originalschlüssel (1) Type de transpondeur présent dans la clé originale (1) Tipo de transponder presente en la llave original (1) Tipo de transponder presente na chave original (1)</p>	<p>SDD</p>
<p>ID</p>	<p>Identification of transponder type (2) (3) Identificazione tipo di transponder (2) (3) Identifizierung des Transpondertyps (2) (3) Identification du type de transpondeur (2) (3) Identificación tipo de transponder (2) (3) Identificação do tipo de transponder (2) (3)</p>	<p>Type of cable used to connect SBB/SDD with the vehicle. Note: ODB II is the world standard for connections to vehicle centralized systems. From 1st January 2001 all new petrol vehicles must be equipped with OBD II connection plugs, whereas for diesel vehicles obligation will start from 2003.</p> <p>Tipo di cavo da utilizzare per il collegamento tra SBB/SDD e la vettura. Nota: ODB II è lo standard mondiale di connessione alla centralina auto. A partire dal primo Gennaio 2001 tutte le vetture a benzina di nuova produzione dovranno essere equipaggiate con OBD II, per tutte le vetture diesel l'obbligo dovrebbe partire dal 2003.</p>

SBB/SDD: KEYS GUIDE LEGEND - SBB/SDD: LEGENDA GUIDA CHIAVI - SBB/SDD: SCHLÜSSEL ERLÄUTERUNG - SBB/SDD: LÉGENDE GUIDE CLÉS - SBB/SDD: LEYENDA GUÍA LLAVES - SBB/SDD: LEGENDA GUIA CHAVES



SBB



SDD

Kabelart zur Verbindung zwischen SBB/SDD und Fahrzeug.

Anmerkung: ODB II ist der Weltstandard für den Anschluss zur Steuerungsbüchse des Wagens.

Ab dem 1. Januar 2001 müssen alle Benzinfahrzeuge neuer Produktion mit einer Anschluss-Steckdose OBD II ausgestattet werden, bei Dieselfahrzeugen sollte das ab 2003 obligatorisch werden.

Câble à utiliser pour raccorder SBB/SDD au véhicule.

Remarque: ODB II est la connexion à l'unité de contrôle normalisée dans le monde.

A partir du 1er janvier 2001, toutes les nouvelles voitures à essence devront être dotées de prise OBD II, et en principe à partir de 2003 pour les voitures au diesel.

Tipo de cable a utilizar para la conexión entre SBB/SDD y el vehículo.

Nota: ODB II es el estándar mundial de conexión a la centralita vehículo.

A partir del 1 de enero de 2001 todos los vehículos de gasolina de nueva producción han sido equipados con toma de conexión OBD II. A partir del año 2003 es obligatorio también para los vehículos diesel.

Tipo de cabo a utilizar para a ligação entre SBB/SDD e o veículo.

Atenção: o ODB II é o padrão mundial de ligação à central do carro.

A partir do dia 1 de Janeiro de 2001 todos os veículos a gasolina de nova produção deviam estar equipados com OBD II, para todos os veículos diesel a obrigação começou em 2003.

USE	CABLE
ODB II	00
VAG (models <1997)	01
OPEL (models <1997)	02
FORD OBD II	03
NISSAN (models <2000)	05
FORD (models <1996)	06
NISSAN Adapter (some models 1997-1999)	07
MITSUBISHI Adapter	08
CHRYSLER OBD II	09
KIA Adapter (models <2000)	10
POWER ADAPTER	11
CHRYSLER CCD Adapter	13
DAEWOO Adapter	15
CHEVROLET SWC Adapter	16

(1)	"PH"	Transponder Philips*
	"PH / CR"	Transponder Philips* Crypto
	"PH / CR2"	Transponder Philips* Crypto 2
	"MEG"	Transponder Megamos*
	"MEG / CR"	Transponder Megamos* Crypto
	"SOK / CR"	Sokymat* Crypto
	"TEXAS"	Transponder Texas*
	"TEX / CR"	Transponder Texas* Crypto
	"TEX / CR2"	Transponder Texas* Crypto 2
	"TEMIC"	Transponder Temic*
	"MOTOROLA"	Transponder Motorola*
	"TEM / CR"	Transponder Temic* Crypto
	"SAAB"	Transponder Saab*

(2)	ID TRANSPONDER	
11	Temic* (Fiat - fixed code) (Fiat - codice fisso) (Fiat - Fixer Code) (Fiat - code fixe) (Fiat - código fijo) (Fiat - código fijo)	
12	Temic* (Mazda-fixed code) (Mazda - codice fisso) (Mazda - Fixer Code) (Mazda - code fixe) (Mazda - código fijo) (Mazda - código fijo)	
13	Megamos* (fixed code) (codice fisso) (Fixer Code) (code fixe) (código fijo)	
17	Silca (fixed code - empty) (codice fisso - vuoto) (silca Fixer Code - leer) (fixe code - vide) (código fijo - vacío) (código fijo - vazio)	
21	Silca (fixed code - empty) (codice fisso - vuoto) (silca Fixer Code - leer) (fixe code - vide) (código fijo - vacío) (código fijo - vazio)	
22	Silca (fixed code - empty) (codice fisso - vuoto) (silca Fixer Code - leer) (fixe code - vide) (código fijo - vacío) (código fijo - vazio)	
23	Silca (fixed code - empty) (codice fisso - vuoto) (silca Fixer Code - leer) (fixe code - vide) (código fijo - vacío) (código fijo - vazio)	
33	Philips* (read/ write - fixed code) (read/ write - codice fisso) (read/ write - Fixer Code) (read/ write - code fixe) (read/ write - código fijo) (read/ write - código fijo)	
40	Philips* Crypto (Opel*-Vauxhall*)	
41	Philips* Crypto (Nissan*)	
42	Philips* Crypto (VAG*)	
44	Philips* Crypto	
45	Philips* Crypto (Peugeot*)	
46	Philips* Crypto (Second generation) (seconda generazione) (Zweite Generation) (Deuxième génération) (segunda generación) (segunda geração)	
48	Megamos* Crypto	
53	Philips* (emulation of Megamos* for Audi*) (emulazione di Megamos* per Audi*) (simuliert Megamos* für Audi*) (émulation de Megamos* pour Audi*) (emulación de Megamos* para Audi*) (emulação de Megamos* para Audi*)	
73	Philips* (multi block - fixed code) (multi blocco - codice fisso) (multi block - Fixer Code) (multi bloc - code fixe) (multi bloque - código fijo) (multi-bloco - código fijo)	
93	Philips* (emulation of Megamos* for Daewoo*) (emulazione di Megamos* per Daewoo*) (simuliert Megamos* für Daewoo*) (émulation de Megamos* pour Daewoo*) (emulación de Megamos* para Daewoo*) (emulação de Megamos* para Daewoo*)	
4C	Texas* (fixed code) (codice fisso) (Fixer Code) (code fixe) (código fijo) (código fijo)	
4D	Texas* Crypto	
4F	Philips* Crypto (Fiat* - Alfa Romeo*)	
4M	Philips* Crypto (Mitsubishi*)	
4W	Philips* Crypto (VAG*)	
6F	Texas* Crypto 2	

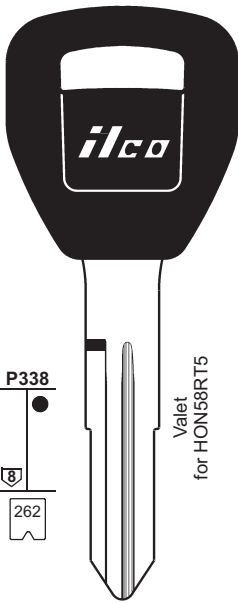
SBB/SDD: KEYS GUIDE LEGEND - SBB/SDD: LEGENDA GUIDA CHIAVI - SBB/SDD: SCHLÜSSEL ERLÄUTERUNG - SBB/SDD: LÉGENDE GUIDE CLÉS - SBB/SDD: LEYENDA GUÍA LLAVES - SBB/SDD: LEGENDA GUIA CHAVES

(2)	<p>ID TRANSPONDER</p> <p>8C Temic* Crypto</p> <p>8D Saab* (not duplicable) (non duplicabile) (nicht kopierbar) (non reproductible) (no duplicable) (não pode ser duplicado)</p> <p>8E Sokymat* Crypto</p> <p>A1 Megamos* Crypto Volkswagen*</p> <p>A2 Megamos* Crypto Audi*</p> <p>A3 Megamos* Crypto Seat*</p> <p>A4 Megamos* Crypto Skoda*</p>
(3)	<p>ID TRANSPONDER TEXAS CRYPTO (4D)</p> <p>60 Texas* Crypto (generic) (generico) (nicht spezifiziert) (générique) (genérico)</p> <p>61 Texas* Crypto Mitsubishi 3</p> <p>62 Texas* Crypto Mitsubishi 2</p> <p>63 Texas* Crypto Ford 2</p> <p>64 Texas* Crypto (Renault <2000, Chrysler, Jeep)</p> <p>65 Texas* Crypto (Suzuki)</p> <p>66 Texas* Crypto (Suzuki 2)</p> <p>67 Texas* Crypto (Toyota/Lexus)</p> <p>68 Texas* Crypto (Toyota/Lexus 2)</p> <p>69 Texas* Crypto (Yamaha)</p> <p>70 Texas* Crypto (Toyota EU)</p> <p>XX Texas* Crypto (new or generic) (nuovo o generico) (neu oder nicht spezifiziert) (nouveau ou générique) (nuevo o genérico) (novo ou genérico)</p>
(4)	<p>"MEG" Megamos* (type of generation) (tipo di generazione) (Erzeugung Typ) (type de génération) (tipo de generación) (tipo de geração)</p> <p>"B - F" Bosch - Fiat* (type of generation) (tipo di generazione) (Erzeugung Typ) (type de génération) (tipo de generación) (tipo de geração)</p> <p>"S - O" Siemens* - Opel* (type of generation) (tipo di generazione) (Erzeugung Typ) (type de génération)+ (tipo de generación) (tipo de geração)</p> <p>"M - V" Megamos* - VDO* (type of generation) (tipo di generazione) (Erzeugung Typ) (type de génération) (tipo de generación) (tipo de geração)</p> <p>"T - F" Temic* - Fiat* (type of generation) (tipo di generazione) (Erzeugung Typ) (type de génération) (tipo de generación) (tipo de geração)</p> <p>"S - V" Siemens* - Volkswagen* (type of generation) (tipo di generazione) (Erzeugung Typ) (type de génération) (tipo de generación) (tipo de geração)</p> <p>"G - V" PSA* - Valeo* (type of generation) (tipo di generazione) (Erzeugung Typ) (type de génération) (tipo de generación) (tipo de geração)</p> <p>"G - C" PSA* - CPH* (type of generation) (tipo di generazione) (Erzeugung Typ) (type de génération) (tipo de generación) (tipo de geração)</p> <p>"N - N" Nissan* (type of generation) (tipo di generazione) (Erzeugung Typ) (type de génération) (tipo de generación) (tipo de geração)</p> <p>The keys must then be memorized in the vehicle central immobilizer system. Le chiavi devono poi essere memorizzate nella centralina immobilizer dell'auto. Die Schlüssel müssen anschliessend in die Steuerzentrale der Wegfahrsperr des Autos eingespeichert werden. Les clés doivent être mises en mémoire dans le central immobiliseur du véhicule. Las llaves deben memorizarse en la centralita immobilizer del vehículo. A seguir as chaves devem ser memorizadas na central do sistema de imobilização do veículo.</p>

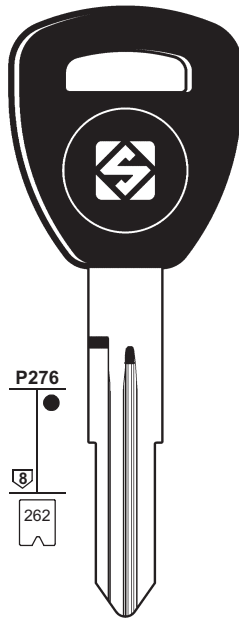
(*)	<p>IMPORTANT NOTE</p> <p>The trade-marks or trade names mentioned in our catalogue are the exclusive property of authorized manufactures of lock and users, they are nominated only for the purposes of information so that any lock for which our keys are made can be rapidly identified.</p> <p>I marchi o le denominazioni citate sono di proprietà esclusiva dei fabbricanti di serrature e degli utilizzatori autorizzati, e sono indicati a titolo di semplice informazione, con lo scopo di riconoscere velocemente a quali serrature le nostre chiavi sono destinate.</p> <p>Die angeführten Markennamen oder Handelsmarken sind ausschließliches Eigentum der Schloßherteller und zugelassenen Fachhändlern, und sind nur zur Information angeführt, mit dem Zweck, schnell erkennen zu können, zu welchem Schloß unsere Schlüssel passen.</p> <p>Les marques et appellations commerciales citées dans notre catalogue appartiennent exclusivement aux fabricants de serrures et aux utilisateurs autorisés, elles sont indiquées à titre d'information pure et simple pour vous permettre de déterminer rapidement les serrures auxquelles nos clés sont destinées.</p> <p>Las marcas y denominaciones comerciales citadas en nuestro catálogo se declaran de propiedad exclusiva de los fabricantes de cerraduras y los utilizadores autorizados, se citan por simple información, al objeto de hacer comprender sin dificultad a qué cerraduras van destinadas nuestras llaves.</p> <p>As marcas e as denominações citadas são propriedade exclusiva dos fabricantes de fechaduras e dos utilizadores autorizados, e são indicadas apenas a título de informação, a fim de reconhecer rapidamente as fechaduras a que se destinam as nossas chaves.</p>
------------	---

PER: 
FOR:

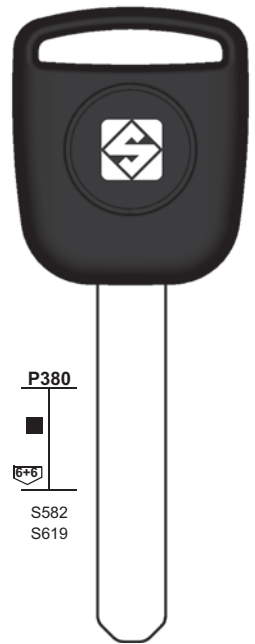
ACURA





HD107-PT5
.... 5001-8442



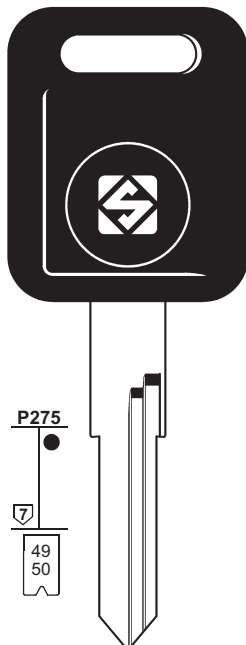

HON58RT5
.... 5001-8442




HON66T14
.... K001-N718

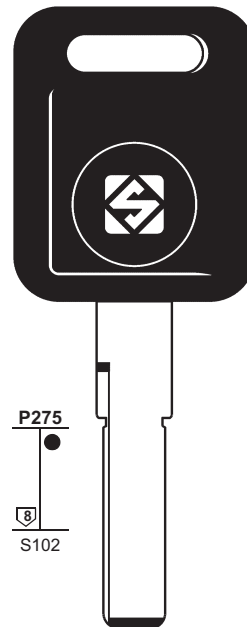
PER: 
FOR:


AUDI




HU49AT5
AH
1-8154
1001-9282











WITTE




HU66AT5
.... 1-2000
1ATS00001-17850
FAB - HUF


HU66AT6
.... 1-2000
1ATS00001-17850

WITTE

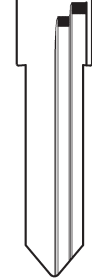
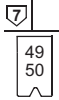
1	2	2a	3	6	42	12	27	28	29
	FROM 	TO 	SILCA REF.  Ref.	TRANSP. TYPE 	ID 	STP 		 SDD	 SBB
ACURA									
CL & TL	1999	2003	HD107-PT5	MEG	13		7_00	00	00
CL & TL	1999	2003	HON58RT5	MEG	13		7_00	00	00
INTEGRA	2000	2001	HON58RT5	MEG	13		7_00	00	00
INTEGRA	2000	2001	HD107-PT5	MEG	13		7_00	00	00
MDX	2001	2006	HD107-PT5	MEG	13		7_00	00	00
MDX	2001	2006	HON58RT5	MEG	13		7_00	00	00
MDX	2007	2009	HON66T14	PH / CR2	46		26_01	00	00
NSX	1997	2005	HD107-PT5	MEG	13		7_00	00	00
NSX	1997	2005	HON58RT5	MEG	13		7_00	00	00
RDX	2007	2009	HON66T14	PH / CR2	46		26_01	00	00
RSX	2002	2006	HD107-PT5	MEG	13		7_00	00	00
RSX	2002	2006	HON58RT5	MEG	13		7_00	00	00
TL	2004	2006		PH / CR2	46		27_00	00	00
TL	2007	2008	HON66T14	PH / CR2	46		31_01	00	00
TL	2009		HON66T14	PH / CR2	46		31_01	00	00
TSX	2004	2007		PH / CR2	46		10_02	00	00
TSX	2008	2008	HON66T14	PH / CR2	46		27_00	00	00
TSX	2009		HON66T14	PH / CR2	46		31_01	00	00
3.5 RL	1996	2004	HON58RT5	MEG	13		7_00	00	00
3.5 RL	1996	2004	HD107-PT5	MEG	13		7_00	00	00
ALFA ROMEO									
147[CAN]	2000			MEG / CR	48		16_02	00	00
156	1998	2001		PH / CR	4F		16_02	00	00
156	2001	2003		PH / CR2	46		16_02	00	00
156	2003			MEG / CR	48		16_02	00	00
156 SPORT WAGON	2000	2001		PH / CR	4F		16_02	00	00
156 SPORT WAGON	2001			PH / CR2	46		16_02	00	00
166	1998	2004		PH / CR	4F		16_02	00	00
166	2004			PH / CR2	46		16_02	00	00
GT[CAN]	2004			MEG / CR	48		16_02	00	00
AUDI									
ALLROAD	2000	2004	HU66AT6	MEG / CR	48		1_02	00	00
A2	2000	2004	HU66AT6	MEG / CR	48		1_00	00	00
A3	1996	1997	HU66AT5	MEG	13	Meg	1_00	00-01	00-01
A3	1997	2004	HU66AT6	MEG / CR	48		1_00	00	00
A4	1995	1996	HU49AT5	MEG	13	Meg	1_00	00-01	00-01
A4	1996	1997	HU66AT5	MEG	13	Meg	1_00	00-01	00-01
A4	1997	2004	HU66AT6	MEG / CR	48		1_00	00	00
A6	1995	1996	HU49AT5	MEG	13	Meg	1_00	00-01	00-01
A6	1996	1997	HU66AT5	MEG	13	Meg	1_00	00-01	00-01
A6	1997	2004	HU66AT6	MEG / CR	48		1_00	00	00
A8	1995	1996	HU49AT5	MEG	13	Meg	1_00	00-01	00-01
A8	1996	1997	HU66AT5	MEG	13	Meg	1_00	00-01	00-01
A8	1997	2004	HU66AT6	MEG / CR	48		1_00	00	00
CABRIO	1995	1996	HU49AT5	MEG	13	Meg	10_09	00-01	00-01
CABRIO	1996	1997	HU66AT5	MEG	13	Meg	10_09	00-01	00-01
CABRIO	1997	2004	HU66AT6	MEG / CR	48		10_09	00	00

PER: 
FOR: 

AUDI



P275



HU49AT5
AH
1-8154
1001-9282

WITTE



P275



HU66AT5
. . . . 1-2000
1ATS00001-17850
FAB - HUF

HU66AT6
. . . . 1-2000
1ATS00001-17850

WITTE



P254



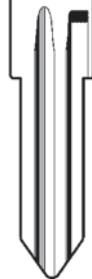
HU66T6
. . . . 1-2000

PER: 
FOR: 

CADILLAC



P314

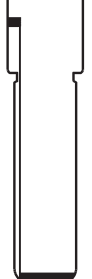


HU46T2
S 1-5200
S 5298-6300

AUDI USA



P275



HU66AT6
. . . . 1-2000
1ATS00001-17850











WITTE



P254



HU66T6
. . . . 1-2000

1	2	2a	3	6	42	12	27	28	29
	FROM 1995 	TO 2010 	SILCA REF.  Ref.	TRANSP. TYPE 	ID 	STP 		 SDD	 SBB
AUDI									
COUPÉ	1995	1996	HU49AT5	MEG	13	Meg	1_00	00-01	00-01
COUPÉ	1996	1997	HU66AT5	MEG	13	Meg	1_00	00-01	00-01
COUPÉ	1997	2004	HU66AT6	MEG / CR	48		1_00	00	00
COUPÉ S2	1995	1996	HU49AT5	MEG	13	Meg	1_00	00-01	00-01
COUPÉ S2	1996	1997	HU66AT5	MEG	13	Meg	1_00	00-01	00-01
COUPÉ S2	1997	2004	HU66AT6	MEG / CR	48		1_00	00	00
S3	2001	2004	HU66AT6	MEG / CR	48		1_02	00	00
S4	2000	2004	HU66T6	MEG / CR	48		4_00	00	00
S6	1995	1996	HU49AT5	MEG	13	Meg	1_00	00-01	00-01
S6	1996	1997	HU66AT5	MEG	13	Meg	1_00	00-01	00-01
S6	1997	2004	HU66AT6	MEG / CR	48		1_00	00	00
S8	1997	2004	HU66AT6	MEG / CR	48		10_09	00	00
TT	1998	2004	HU66AT6	MEG / CR	48		1_00	00	00
80	1996		HU49AT5	MEG	13	Meg	1_00	00-01	00-01
AUDI USA									
A4	2002	2005	HU66AT6	MEG / CR	48		23_03	00	00
A6	2001	2005	HU66AT6	MEG / CR	48		23_03	00	00
A8	2001	2002	HU66AT6	MEG / CR	48		23_03	00	00
S4	2002	2005	HU66T6	MEG / CR	48		23_03	00	00
S6	2001	2005	HU66AT6	MEG / CR	48		23_03	00	00
TT COUPÉ	2001	2006	HU66AT6	MEG / CR	48		23_03	00	00
BUICK (BASIC)									
LESABRE	2000	2005		MEG	13		31_00	09	00
PARK AVE.	1997	2004		MEG	13		31_00	09	00
RENDEZVOUS	2002	2004		MEG	13		31_00	09	00
RENDEZVOUS	2002	2004		MEG	13		31_00	09	00
BUICK (CAN)									
ALLURE	2005	2008		MEG	13		31_00	00+16	00
ENCLAVE	2007	2010		PH / CR2	46		31_00	00+16	00
LACROSSE	2005	2009		MEG	13		31_00	00+16	00
LUCERNE	2006	2009		PH / CR2	46		31_00	00+16	00
TERRAZA	2005	2007		MEG	13		31_00	00+16	00
CADILLAC (BASIC)									
CATERA	1997	2000	HU46T2	PH	33	S-O	23_03	00-02	00-02
CATERA	2001	2002		PH / CR	40		8_01	00	00
CTS	2003	2007		MEG / CR	48		28_01	09	00
DEVILLE STS	2000	2005		MEG	13		28_01	09	00
DEVILLE STS	2000	2005		MEG	13		28_01	09	00
SEVILLE	1997	2003		MEG	13		31_00	09	00
SEVILLE	1997	2003		MEG	13		31_00	09	00
CADILLAC (CAN)									
CTS	2008	2010		PH / CR2	46		31_00	00+16	00
DTS	2006	2010		PH / CR2	46		31_00	00+16	00
ESCALADE	2007	2010		PH / CR2	46		31_00	00+16	00
SRX	2004	2006		MEG / CR	48		31_00	00+16	00
SRX	2007	2009		PH / CR2	46		31_00	00+16	00
SRX	2007	2009		PH / CR2	46		31_00	00+16	00

PER: 
FOR:

CHEVROLET SUD AMERICA



P314



110

S 1-5200
S 5298-6300



HU46T12



HU46T9



HU46T2

HUF



P314

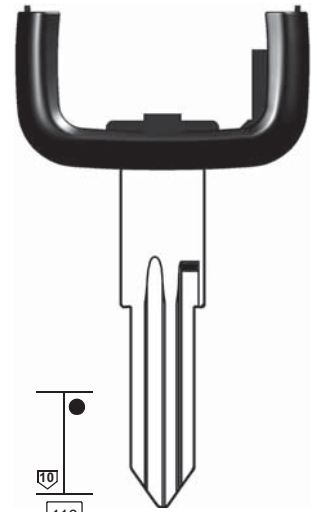


110

S 1-5200
S 5298-6300



HU46BT12



P314



110

S 1-5200
S 5298-6300



HU46AT9

PER: 
FOR:

CHEVROLET SUD AMERICA



P314



110
1426

S31
S32
S264
S265



YM28T2

D 1-5200
S 1-5200
S 5298-6300
. . . . 1002-3997
. . . . 4000-5874

HUF



P314



110
1426

YM28AT12
D 1-5200
S 1-5200
S 5298-6300
. . . . 1002-3997
. . . . 4000-5874



YM28AT9

D 1-5200
S 1-5200
S 5298-6300
. . . . 1002-3997
. . . . 4000-5874

VALEO



P260



976

S31
S32
S264
S265



HU43T2

H 0001-3000
WH 0001-3000



P260













S32
S265



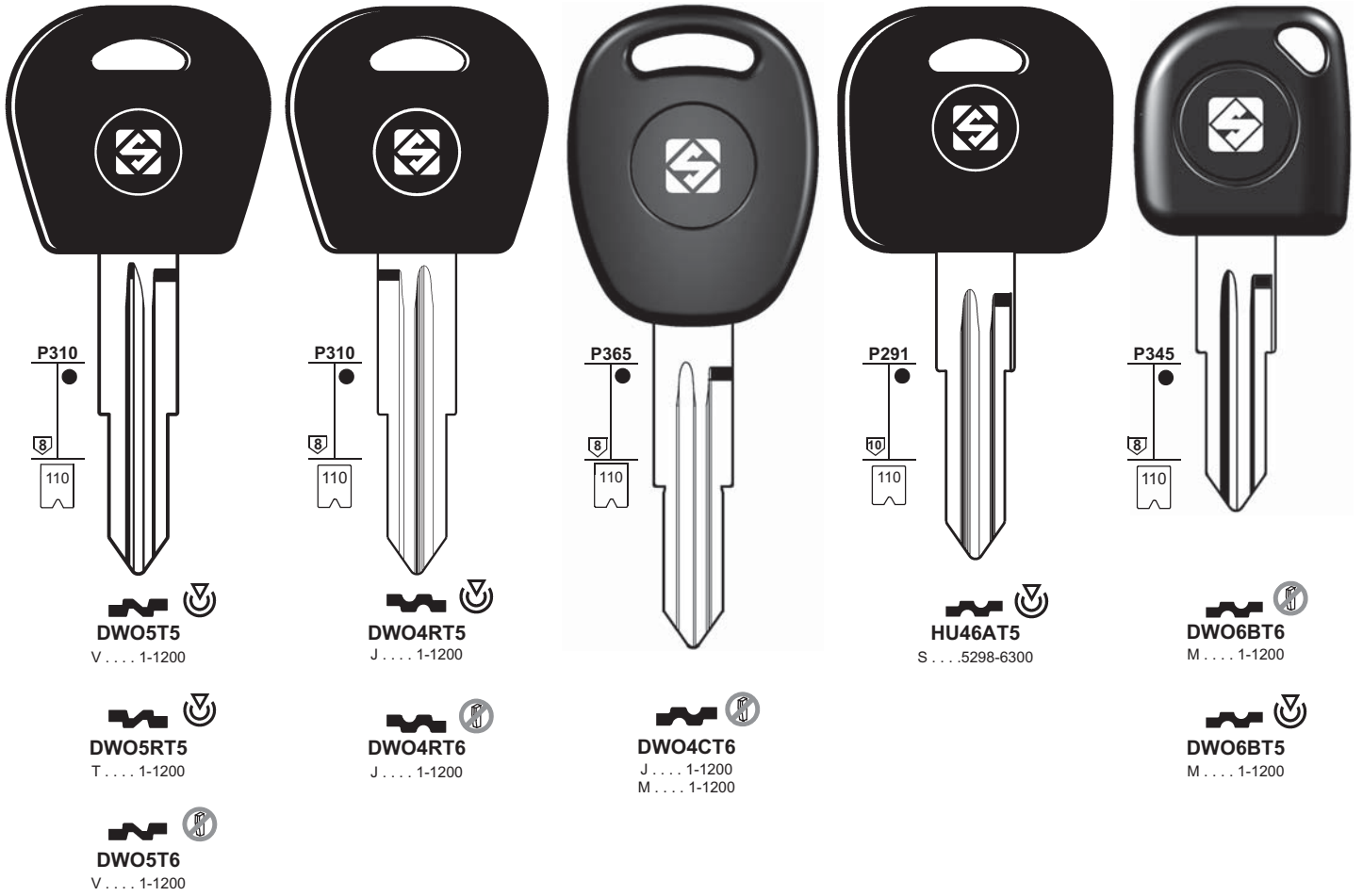
YM27T2

Y
WY
1-3000

1	2	2a	3	6	42	12	27	28	29
	FROM 	TO 	SILCA REF. 	TRANSP. TYPE 	ID 	STP 		 SDD	 SBB
CHEVROLET SUD AMERICA									
ASTRA	2001		HU46T12	PH / CR	40		28_01	00	00
BLAZER	2006	2008		PH / CR2	46		30_00	00	00
BLAZER	2008			PH / CR2	46		28_01	00	00
CAPTIVA [CAN]	2008			PH / CR2	46		28_01	00	00
CELTA	2000		HU46T12	PH / CR	40		28_01	00	00
CORSA	1995	1998	HU46T2	PH	33	S-O	1_02	00-02	00-02
CORSA	1995	1998	YM28T2	PH	33	S-O	1_02	00-02	00-02
CORSA	1998	1999	HU46AT9	PH / CR	40		1_02	00	00
CORSA	1998	1999	HU46T9	PH / CR	40		1_02	00	00
CORSA	1998	1999	YM28AT9	PH / CR	40		1_02	00	00
CORSA	2000		HU46BT12	PH / CR	40		1_02	00	00
CORSA	2000		HU46T12	PH / CR	40		1_02	00	00
CORSA HATCH	2000		HU46T12	PH / CR	40		28_01	00	00
MERIVA	2002		HU46T12	PH / CR	40		28_01	00	00
MONTANA	2003		HU46T12	PH / CR	40		28_01	00	00
OMEGA	1995	1998	HU43T2	PH	33	S-O	1_02	00-02	00-02
OMEGA	1995	1998	YM27T2	PH	33	S-O	1_02	00-02	00-02
PRISMA	2006		HU46T12	PH / CR	40		28_01	00	00
S-10	2006	2008		PH / CR2	46		30_00	00	00
S-10	2008			PH / CR2	46		28_01	00	00
VECTRA	2005		HU46T12	PH / CR	40		28_01	00	00
VECTRA	2009		YM28AT12	PH / CR	40		28_01	00	00
ZAFIRA	1999	2000	HU46AT9	PH / CR	40		1_02	00	00
ZAFIRA	1999	2000	HU46T9	PH / CR	40		1_02	00	00
ZAFIRA	2001		HU46T12	PH / CR	40		28_01	00	00
CHEVROLET US (BASIC)									
VENTURE	1999	2004		MEG	13		31_00	09	00
CHEVROLET US (CAN)									
AVALANCHE	2007	2009		PH / CR2	46		31_00	00+16	00
COBALT	2005	2009		PH / CR2	46		28_01	00+16	00
EQUINOX	2007	2009		PH / CR2	46		31_00	00+16	00
EXPRESS	2008	2009		PH / CR2	46		31_00	00+16	00
HHR	2006	2010		PH / CR2	46		31_00	00+16	00
IMPALA	2006	2009		PH / CR2	46		28_01	00+16	00
MALIBU	2004	2010		PH / CR2	46		28_01	00+16	00
M.TE CARLO	2006	2008		PH / CR2	46		28_01	00+16	00
SUBURBAN	2007	2009		PH / CR2	46		28_01	00+16	00
TAHOE	2007	2010		PH / CR2	46		31_00	00+16	00
TRAVERSE	2009	2010		PH / CR2	46		31_00	00+16	00
UPLANDER	2005	2008		MEG	13		31_00	00+16	00

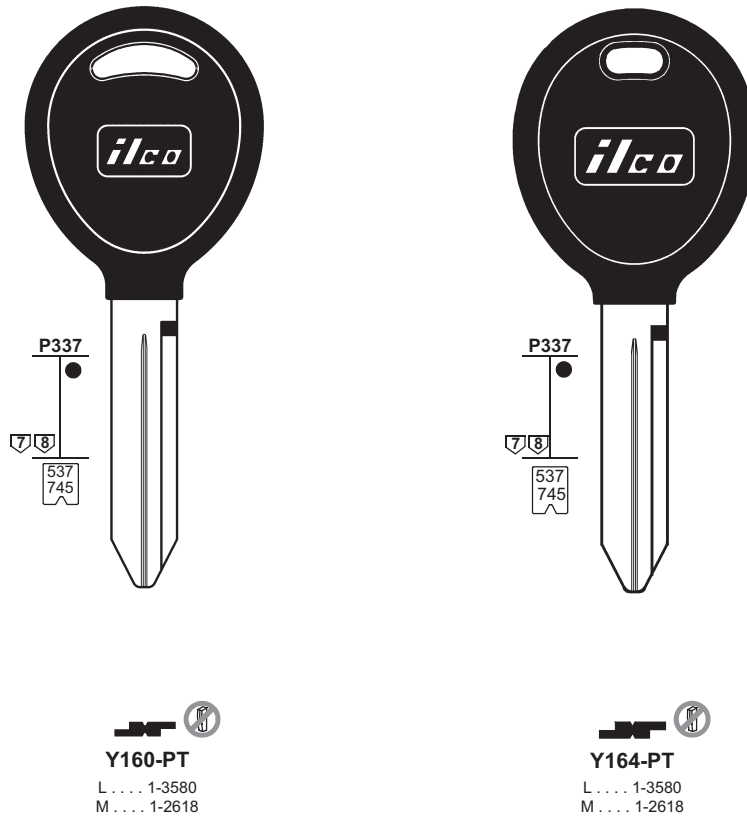
PER: 
FOR: 











CHEVROLET - DAEWOO



PER: 
FOR: 

CHRYSLER



1	2	2a	3	6	42	12	27	28	29
	FROM 1995 	TO 2010 	SILCA REF.  Ref.	TRANSP. TYPE 	ID 	STP 		 SDD	 SBB
CHEVROLET - DAEWOO									
ESPERO	1995	1997	HU46AT5	MEG	13	M-V	19_06	00-15	00-15
EVANDA	2003			TEX / CR	60		19_06	00	00
KALOS	2002	2006	DWO4RT6	MEG / CR	48		19_06	00-15	00-15
LACETTI	2004			TEX / CR	60		19_06	00	00
LANOS	1997	2002	DWO5RT5	MEG	13	M-V	19_06	00-15	00-15
LANOS	2002	2004		MEG / CR	48		19_06	00-15	00-15
LEGANZA	1997	2000	DWO5T5	MEG	13	M-V	19_06	00-15	00-15
LEGANZA	2000	2002	DWO5T6	MEG / CR	48		19_06	00-15	00-15
LEGANZA	2002			MEG / CR	48		19_06	00-15	00-15
LEGANZA (USA)	2001		DWO5T5	MEG	13		19_06	00-15	00-15
MATIZ	1998	2000	DWO6BT5	MEG	13		19_06	00-15	00-15
MATIZ	2001	2005	DWO6BT6	MEG / CR	48		19_06	00-15	00-15
MATIZ	2006		DWO4CT6	MEG / CR	48		19_06	00-15	00-15
NEXIA	1995	1997	HU46AT5	MEG	13	M-V	19_06	00-15	00-15
NUBIRA	1997	2000	DWO4RT5	MEG	13	M-V	19_06	00-15	00-15
NUBIRA	2000	2002	DWO4RT6	MEG / CR	48		19_06	00-15	00-15
NUBIRA	2003	2006	DWO4CT6	MEG / CR	48		19_06	00-15	00-15
TACUMA	2000	2002	DWO4RT6	MEG / CR	48		19_06	00-15	00-15
TACUMA	2002			MEG / CR	48		19_06	00-15	00-15
CHRYSLER									
ASPEN [CAN]	2007	2008	Y164-PT	PH / CR2	46		21_03	00	00
CIRRUS	1999	2000	Y160-PT	TEX / CR	64		8_00	09	00
CIRRUS CONV.	2001	2002	Y160-PT	TEX / CR	64		8_00	09	00
CIRRUS SEDAN	2001	2002	Y160-PT	TEX / CR	64		8_00	09	00
CONCORDE	1998	2004	Y160-PT	TEX / CR	64		8_00	09	00
LHS	1999	2004	Y160-PT	TEX / CR	64		8_00	09	00
NEON	2000	2005	Y160-PT	TEX / CR	64		8_00	09	00
NEW YORKER	1999	2004	Y160-PT	TEX / CR	64		8_00	09	00
PACIFICA	2004	2008	Y164-PT	PH / CR2	46		10_02	09	00
PT CRUISER	2001	2005	Y160-PT	TEX / CR	64		8_00	09	00
PT CRUISER LE	2001	2005	Y160-PT	TEX / CR	64		8_00	09	00
PT CRUISER [CAN]	2006	2008	Y164-PT	PH / CR2	46		21_03	00	00
SEBRING C [CAN]	2008	2008	Y164-PT	PH / CR2	46		21_03	00	00
SEBRING CONV.	2001	2006	Y160-PT	TEX / CR	64		8_00	09	00
SEBRING 2 DR.	2001	2005		TEX / CR	60		8_00	09	00
SEBRING 4 DR.	1999	2006	Y160-PT	TEX / CR	64		8_00	09	00
SEBRING [CAN]	2007	2008	Y164-PT	PH / CR2	46		21_03	00	00
SEBRING [CCD]	1998	2002	Y160-PT	TEX / CR	64		18_00	00+13	00
STRATUS 2 DR.	2001	2005		TEX / CR	60		8_00	00	00
STRATUS 4 DR.	1999	2006	Y160-PT	TEX / CR	64		8_00	09	00
STRATUS [CCD]	1998	2001	Y160-PT	TEX / CR	64		18_00	00+13	00
TOWN & COUNTRY	2001	2003	Y160-PT	TEX / CR	64		8_00	09	00
TOWN & COUNTRY	2004	2007	Y164-PT	PH / CR2	46		18_00	09	00
TOWN & COUNTRY	2008	2008		PH / CR2	46		23_03	00	00
VISION	1998	2002	Y160-PT	TEX / CR	64		8_00	09	00
VOYAGER	2000	2003	Y160-PT	TEX / CR	64		8_00	09	00
VOYAGER	2004	2006		PH / CR2	46		18_00	09	00
VOYAGER [CCD]	1998	2001	Y160-PT	TEX / CR	64		18_00	00+13	00
300	1999	2004	Y160-PT	TEX / CR	64		8_00	09	00
300 [CAN]	2005	2006	Y164-PT	PH / CR2	46		18_00	00	00
300 [CAN]	2006	2008	Y164-PT	PH / CR2	46		21_03	00	00
300 [CAN]	2008	2008		PH / CR2	46		23_03	00	00

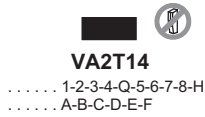
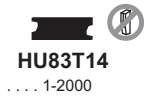
PER: 
FOR:

CITROËN



.....
0111111-628888
..... H
0111111-628888

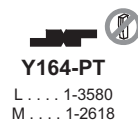
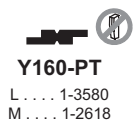
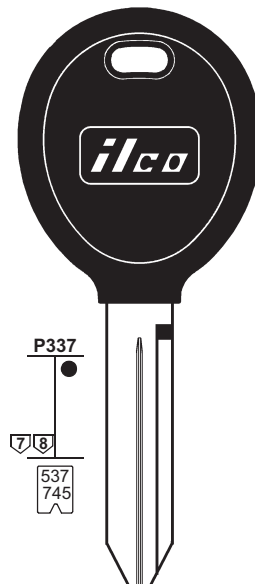
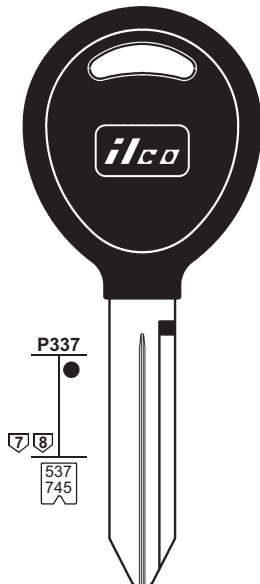
63/99 1-2-4-6-8
63/99 H 1-2-4-6-8













HUF - VALEO

PER: 
FOR:

DODGE



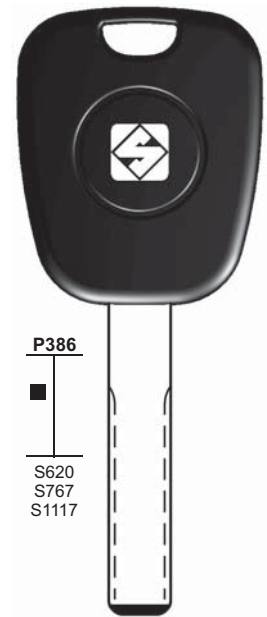
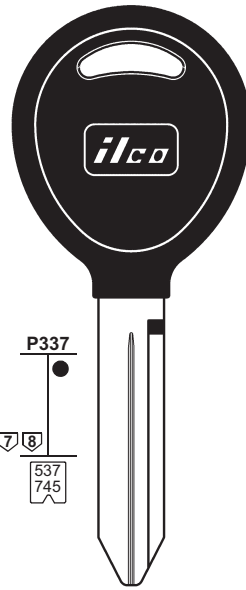
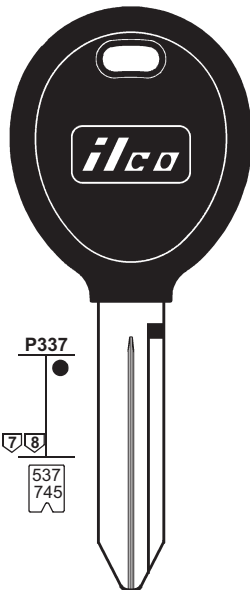
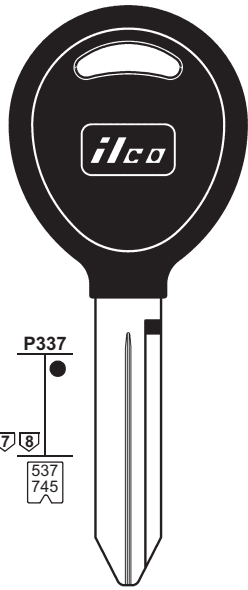
1	2	2a	3	6	42	12	27	28	29
	FROM 1995 	TO 2010 	SILCA REF.  Ref.	TRANSP. TYPE 	ID 	STP 		 SDD	 SBB
CITROËN									
BERLINGO	2001	2002	SX9T14	PH / CR2	46		3_00	00	00
BERLINGO [SB]	1998	2001	SX9T5	PH	33	G-C	2_00	00	00
BERLINGO [SV]	1998	2001	SX9T5	PH	33	G-V	2_00	00	00
C2	2003	2005	VA2T14	PH / CR2	46		18_01	00	00
C2 [CAN]	2006		VA2T14	PH / CR2	46		20_03	00	00
C3	2002	2005	VA2T14	PH / CR2	46		4_00	00	00
C3 [CAN]	2006		VA2T14	PH / CR2	46		20_03	00	00
C4 [CAN]	2006		VA2T14	PH / CR2	46		20_03	00	00
C5	2001	2005	SX9T14	PH / CR2	46		2_00	00	00
C5 [CAN]	2006	2008	VA2T14	PH / CR2	46		20_03	00	00
C6 [CAN]	2006		VA2T14	PH / CR2	46		20_03	00	00
C8	2002	2005	HU83T14	PH / CR2	46		18_01	00	00
C8 [CAN]	2005		HU83T14	PH / CR2	46		22_03	00	00
EVASION [SB]	1998	2002	SX9T5	PH	33	G-C	2_00	00	00
EVASION [SC]	1998	2002	SX9T5	PH	33	G-C	2_00	00	00
JUMPY [SC]	1999	2002	SX9T5	PH	33	G-C	8_01	00	00
JUMPY [SV]	1999	2002	SX9T5	PH	33	G-V	8_01	00	00
SAXO	1998		SX9T5	PH	33	G-V	2_00	00	00
SAXO	2000		SX9T14	PH / CR2	46		10_09	00	00
XANTIA	1998	1999	SX9T5	PH	33	G-V	2_00	00	00
XANTIA [SB]	1999		SX9T6	MEG / CR	48		2_00	00	00
XANTIA [SC]	1999		SX9T6	MEG / CR	48		2_00	00	00
XSARA PICASSO	2000		SX9T14	PH / CR2	46		2_00	00	00
XSARA [SB]	1998	2001	SX9T5	PH	33	G-C	2_00	00	00
XSARA [SB]	2001		SX9T14	PH / CR2	46		2_00	00	00
XSARA [SC]	1998	2001	SX9T5	PH	33	G-C	2_00	00	00
XSARA [SC]	2001		SX9T14	PH / CR2	46		2_00	00	00
DODGE									
AVENGER [CAN]	2008	2008	Y164-PT	PH / CR2	46		21_03	00	00
CALIBER [CAN]	2007	2008	Y164-PT	PH / CR2	46		21_03	00	00
CARAVAN	2001	2003	Y160-PT	TEX / CR	64		8_00	09	00
CARAVAN	2004	2007	Y164-PT	PH / CR2	46		18_00	09	00
CARAVAN [CAN]	2008	2008		PH / CR2	46		23_03	00	00
CHARGER [CAN]	2005	2006	Y164-PT	PH / CR2	46		23_03	00	00
CHARGER [CAN]	2006	2008	Y164-PT	PH / CR2	46		21_03	00	00
CHARGER [CAN]	2008	2008		PH / CR2	46		23_03	00	00
DAKOTA	2001	2002	Y160-PT	TEX / CR	64		8_00	09	00
DAKOTA	2003	2004	Y160-PT	TEX / CR	64		10_02	09	00
DAKOTA [CAN]	2005	2006	Y164-PT	PH / CR2	46		18_00	00	00
DAKOTA [CAN]	2007	2008	Y164-PT	PH / CR2	46		21_03	00	00
DURANGO	2001	2003	Y160-PT	TEX / CR	64		8_00	09	00
DURANGO	2003	2004	Y160-PT	TEX / CR	64		10_02	09	00
DURANGO [CAN]	2004	2006	Y164-PT	PH / CR2	46		18_00	00	00
DURANGO [CAN]	2007	2008	Y164-PT	PH / CR2	46		21_03	00	00
INTREPID	1998	2004	Y160-PT	TEX / CR	64		8_00	09	00
INTREPID ES	2001	2002	Y160-PT	TEX / CR	64		8_00	09	00
INTREPID SED.	2001	2002	Y160-PT	TEX / CR	64		8_00	09	00

PER: 
FOR:

DODGE

EAGLE

FIAT





P337
7 8
537
745

P337
7 8
537
745

P337
7 8
537
745

P386
S620
S767
S1117


Y160-PT
L 1-3580
M 1-2618


Y164-PT
L 1-3580
M 1-2618


Y160-PT
L 1-3580
M 1-2618

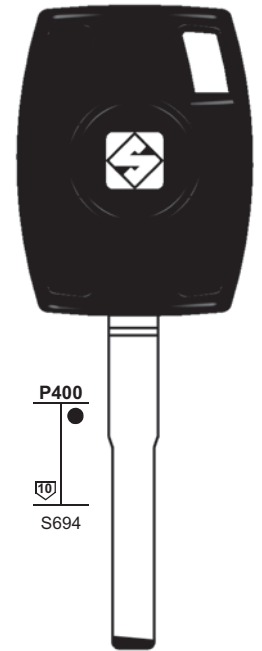
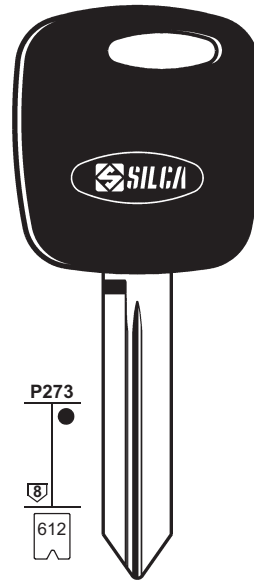

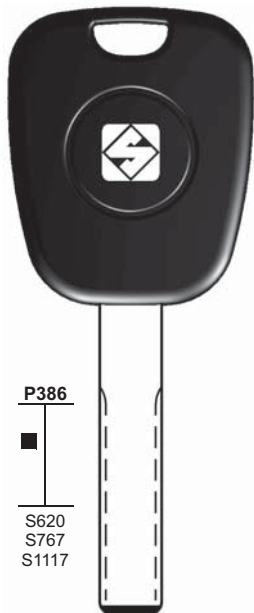

HU83T14
. . . . 1-2000

HUF

PER: 
FOR:

FIAT (PSA)

FORD AUS



P386
S620
S767
S1117

P315
4+5
431
632

P273
8
612

P400
10
S694

.....
0111111-628888
..... H
0111111-628888
63/99 1-2-4-6-8
63/99 H 1-2-4-6-8


HU83T14
. . . . 1-2000


SX9T5



FO38RT3
. . . . X 0001-1706


HU101T17
. . . . 1-4000


FO38RT17
. . . . X 0001-1706

HUF

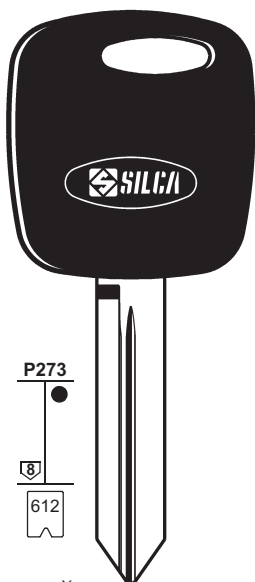
FORD

1	2	2a	3	6	42	12	27	28	29
	FROM 1995 	TO 2010 	SILCA REF.  Ref.	TRANSP. TYPE 	ID 	STP 		 SDD	 SBB
DODGE									
JOURNEY[CAN]	2008	2009		PH / CR2	46		23_03	00	00
MAGNUM[CAN]	2005	2006	Y164-PT	PH / CR2	46		18_00	00	00
MAGNUM[CAN]	2007	2008	Y164-PT	PH / CR2	46		21_03	00	00
MAGNUM[CAN]	2008	2008		PH / CR2	46		23_03	00	00
NEON	2000	2005	Y160-PT	TEX / CR	64		8_00	09	00
NITRO[CAN]	2007	2008	Y164-PT	PH / CR2	46		21_03	00	00
RAM	2002	2005	Y160-PT	TEX / CR	64		8_00	09	00
RAM TRUCKS[CAN]	2006	2008	Y164-PT	PH / CR2	46		21_03	00	00
RAM[CAN]	2006	2008	Y164-PT	PH / CR2	46		21_03	00	00
STRATUS 2 DR.	2001	2005		TEX / CR	60		8_00	09	00
STRATUS 4 DR.	1999	2006	Y160-PT	TEX / CR	64		8_00	09	00
STRATUS[CCD]	1998	2001	Y160-PT	TEX / CR	64		18_00	00+13	00
EAGLE									
VISION	1998		Y160-PT	TEX / CR	64		8_00	09	00
FIAT									
DAILY[CAN]	2000			PH / CR2	46		16_02	00	00
DOBLO[CAN]	2000			MEG / CR	48		16_02	00	00
DUCATO	2002			MEG / CR	48		16_02	00	00
IDEA[CAN]	2003			MEG / CR	48		16_02	00	00
MULTIPLA	1998			MEG / CR	48		16_02	00	00
PALIO[CAN]	2002			MEG / CR	48		16_02	00	00
PANDA[CAN]	2002			PH / CR2	46		16_02	00	00
PUNTO[CAN]	1999			MEG / CR	48		16_02	00	00
SEICENTO	2000			MEG / CR	48		16_02	00	00
SIENA[CAN]	2002	2007		MEG / CR	48		24_02	00	00
STILO[CAN]	2001	2007		MEG / CR	48		16_02	00	00
ULYSSE[BSI]	2002	2005	HU83T14	PH / CR2	46		16_02	00	00
ULYSSE[CAN]	2005		HU83T14	PH / CR2	46		22_03	00	00
FIAT (PSA)									
PHEDRA[BSI]	2002	2005	HU83T14	PH / CR2	46		16_02	00	00
PHEDRA[CAN]	2005		HU83T14	PH / CR2	46		22_03	00	00
SCUDO[SC]	1996	2001	SX9T5	PH	33	G-C	8_01	00	00
SCUDO[SV]	1996	2001	SX9T5	PH	33	G-V	8_01	00	00
ULYSSE[BSI]	2002	2005	HU83T14	PH / CR2	46		16_02	00	00
ULYSSE[CAN]	2005		HU83T14	PH / CR2	46		22_03	00	00
FORD AUS									
B-SERIES[PCM]	2001	2004		TEX / CR	60		10_09	03	00
B-SERIES[P2]	1999	2001	FO38RT3	TEXAS	4C		10_09	03	00
ESCAPE[CAN]	2005		FO38RT17	TEX / CR	63		14_00	00	00
ESCAPE[PCM]	2001	2004		TEX / CR	60		10_09	03	00
EXPLORER[CAN]	2004		FO38RT17	TEX / CR	63		10_09	00	00
EXPLORER[PCM]	2001	2003		TEX / CR	60		10_09	03	00
EXPLORER[P2]	1998	2000	FO38RT3	TEXAS	4C		10_09	03	00
EXPL.STRAC[PCM]	2002	2005		TEX / CR	60		10_09	03	00
EXPL.STRAC[P2]	1999	2001	FO38RT3	TEXAS	4C		14_00	03	00
FOCUS[CAN]	2003	2004		TEX / CR	60		10_04	00	00
FOCUS[CAN]	2005		HU101T17	TEX / CR	63		14_00	00	00

PER: 
FOR:

FORD AUS

FORD EU



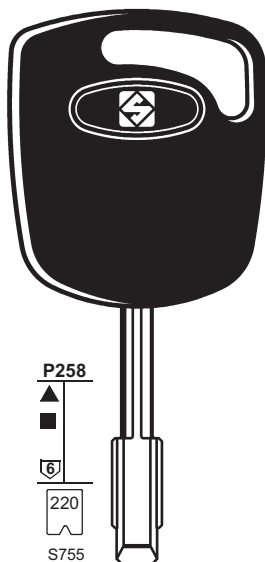
P273
●
8
612
..... X
0001-1706



FO38RT3



FO38RT17



P258
▲
■
6
220
S755
P52
P435
T..... 1-1050
T..... 1-2330
T..... 1051-2330
T..... 1-2-3-4

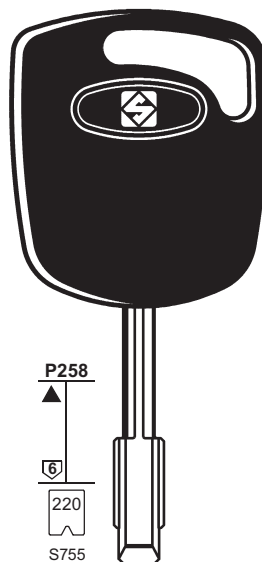


FO21T3



FO21T7

TIBBE - VALEO



P258
▲
6
220
S755
P52
P435
T..... 1-1050
T..... 1-2330
T..... 1051-2330
T..... 1-2-3-4

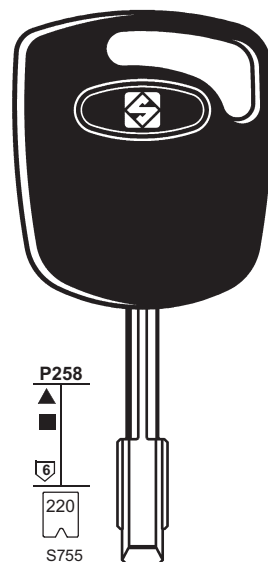


FO21T3M



FO21T3

Red head
Testa rossa



P258
▲
■
6
220
S755
P52
P435
T..... 1-1050
T..... 1-2330
T..... 1051-2330
T..... 1-2-3-4

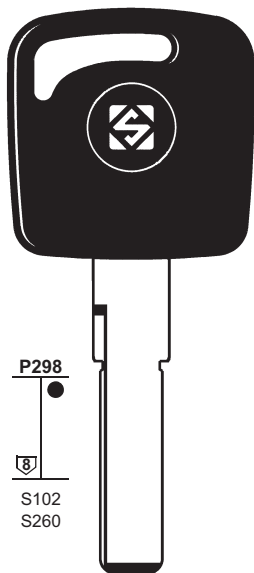


FO21T7

TIBBE - VALEO

PER: 
FOR:

FORD EU



P298
●
8
S102
S260



HU66BT1
..... 1-2000

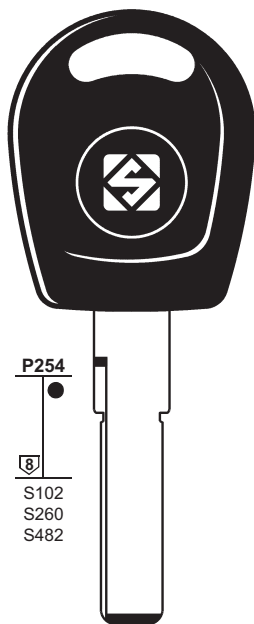


HU66BT15
..... 1-2000



HU66BT28
..... 1-2000

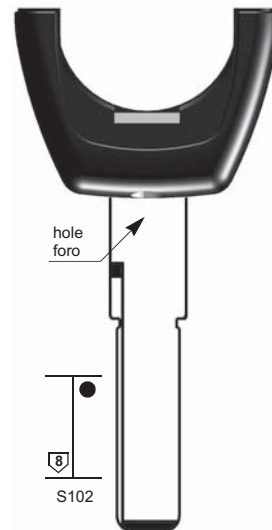
HUF - WITTE



P254
●
8
S102
S260
S482



HU66T10
..... 1-2000













hole
foro
●
8
S102



HU66DT5
..... 1-2000

FORD

1	2	2a	3	6	42	12	27	28	29
	FROM 1995 	TO 2010 	SILCA REF.  Ref.	TRANSP. TYPE 	ID 	STP 		 SDD	 SBB
FORD AUS									
FOCUS[PCM]	2000	2004		TEX / CR	60		6_00	03	00
S-TYPE	2002		FO21T7	TEX / CR	60		10_09	03	00
TAURUS[CAN]	2004		FO38RT17	TEX / CR	63		10_04	00	00
TAURUS[PCM]	2000	2003		TEX / CR	60		6_00	03	00
TAURUS[P1]	1996	1997	FO38RT3	TEXAS	4C		10_09	03	00
TAURUS[P2]	1998	1999	FO38RT3	TEXAS	4C		10_09	03	00
TRIBUTE[PCM]	2001	2003		TEX / CR	60		10_09	03	00
121	1997		FO21T3	TEXAS	4C		10_09	03	00
FORD EU									
COUGAR	1997	2002	FO21T3	TEXAS	4C		2_00	03	00
COURIER	1997	2002	FO21T3	TEXAS	4C		2_00	03	00
COURIER[2KD]	1997	1999	FO21T3	TEXAS	4C		2_00	03	00
ESCORT	1995	1996	FO21T3M	TEXAS	4C		2_00	06	06
ESCORT[MKJ]	1996	1997	FO21T3M	TEXAS	4C		2_00	03	00
ESCORT[MKB]	1996	1997	FO21T3M	TEXAS	4C		2_00	03	00
ESCORT[MKD]	1996	1997	FO21T3M	TEXAS	4C		2_00	03	00
FIESTA	1995	1996	FO21T3M	TEXAS	4C		2_00	06	06
FIESTA	2000	2002	FO21T3	TEXAS	4C		2_00	03	00
FIESTA[MKJ]	1996	1997	FO21T3M	TEXAS	4C		1_02	03	00
FIESTA[MKB]	1996	1997	FO21T3M	TEXAS	4C		2_00	03	00
FIESTA[MKD]	1996	1997	FO21T3M	TEXAS	4C		2_00	03	00
FIESTA[2KJ]	1997	2000	FO21T3	TEXAS	4C		1_00	03	00
FIESTA[2KD]	1997	2000	FO21T3	TEXAS	4C		2_00	03	00
FIESTA[3KD]	1997	2000	FO21T3	TEXAS	4C		2_00	03	00
FOCUS	1998	2002	FO21T7	TEX / CR	60		1_00	03	00
GALAXY 1.9	1998	2000	HU66T10	PH / CR	42		4_00	03	00
GALAXY 1.9	2000	2003	HU66BT28	PH / CR	4W		2_00	03	00
GALAXY 1.9	2000	2003	HU66BT15	PH / CR	4W		2_00	03	00
GALAXY 2.3[2KJ]	1998	2000	HU66T10	PH / CR	42		4_00	03	00
GALAXY 2.3[2KJ]	2000	2002	HU66BT28	PH / CR	4W		4_00	03	00
GALAXY 2.3[2KJ]	2000	2002	HU66BT15	PH / CR	4W		4_00	03	00
GALAXY[MKB]	1996	1997	HU66BT1	PH	33	S-V	4_00	03	00
GALAXY[MKB]	1996	1997	HU66DT5	PH	33	S-V	4_00	03	00
KA	1996	2002	FO21T3	TEXAS	4C		1_00	03	00
KA[MKJ]	1996	1997	FO21T3M	TEXAS	4C		1_02	03	00
KA[MKB]	1996	1997	FO21T3M	TEXAS	4C		2_00	03	00
MONDEO	1995	1996	FO21T3M	TEXAS	4C		2_00	06	06
MONDEO	2001	2002	FO21T7	TEX / CR	60		1_02	03	00
MONDEO[MKJ]	1996	1997	FO21T3M	TEXAS	4C		1_02	03	00
MONDEO[MKB]	1996	1997	FO21T3M	TEXAS	4C		2_00	03	00
MONDEO[MKD]	1996	1997	FO21T3M	TEXAS	4C		2_00	03	00
MONDEO[2KJ]	1997	2000	FO21T3	TEXAS	4C		1_00	03	00
MONDEO[2KD]	1997	2000	FO21T3	TEXAS	4C		2_00	03	00
MONDEO[3KD]	1997	2000	FO21T3	TEXAS	4C		2_00	03	00
PUMA	1998	2002	FO21T3	TEXAS	4C		1_00	03	00
SCORPIO[2KJ]	1997	2000	FO21T3	TEXAS	4C		4_00	03	00
S-TYPE	2000	2002	FO21T7	TEX / CR	60		6_00	03	00

PER: 
FOR:

FORD EU

FORD SUD AMERICA - USA



P258

6

220

S755
P52
P435

T 1-1050
T 1-2330
T 1051-2330
T 1-2-3-4

P258

6

220

S755
P52
P435

T 1-1050
T 1-2330
T 1051-2330
T 1-2-3-4

P273

7

13
57

AK 1-1000
TC 1-1000
TX 0001-1859

P258

6

220

S755
P52
P435

T 1-1050
T 1-2330
T 1051-2330
T 1-2-3-4



FO21T3M



FO21T7



FO10T7



FO21T7



FO21T3

TIBBE - VALEO

TIBBE - VALEO

PER: 
FOR:

FORD SUD AMERICA - USA



P258

6

220

S755
P52
P435



FO21T3M

T 1-1050
T 1-2330
T 1051-2330
T 1-2-3-4

P273

8

612

. . . . X
0001-1706



FO38RT3



FO38RT17

STRATTEC

P273

10




194



FO26T3

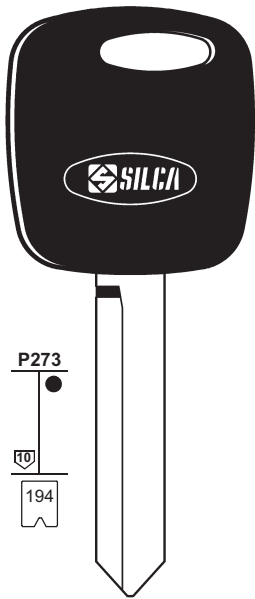
. . . A . . . 101-381.501-579
. . . B . . . 101-410.501-602
. . . C . . . 101-404.501-624
. . . D . . . 101-340.501-602
. . . E . . . 101-304.501-579


STRATTEC

1	2	2a	3	6	42	12	27	28	29
	FROM 1995 	TO 2010 	SILCA REF.  Ref.	TRANSP. TYPE 	ID 	STP 		 SDD	 SBB
FORD EU									
TRANSIT	1995	1996	FO21T3M	TEXAS	4C		2_00	06	06
TRANSIT	1999	2002	FO21T7	TEX / CR	60		1_02	03	00
TRANSIT[MKJ]	1996	1997	FO21T3M	TEXAS	4C		1_02	03	00
TRANSIT[MKB]	1996	1997	FO21T3M	TEXAS	4C		2_00	03	00
TRANSIT[MKD]	1996	1997	FO21T3M	TEXAS	4C		2_00	03	00
TRANSIT[2K]	1997	1999	FO21T3	TEXAS	4C		1_02	03	00
TRANSIT[2KD]	1997	1999	FO21T3	TEXAS	4C		2_00	03	00
TRANSIT[3KD]	1997	1999	FO21T3	TEXAS	4C		2_00	03	00
FORD SUD AMERICA									
ECO-SPORT[CAN]	2003	2007	FO10T7	TEX / CR	60		22_03	00	00
ESCORT	1998	2002	FO21T3M	TEXAS	4C		22_03	03	00
EXPLORER (USA)	2004		FO38RT17	TEX / CR	63		22_03	03	00
F-100	2000	2005	FO38RT3	TEXAS	4C		22_03	03	00
FIESTA MAX[CAN]	2005		FO10T7	TEX / CR	60		22_03	00	00
FIESTA[CAN]	2003		FO10T7	TEX / CR	60		22_03	00	00
FOCUS	1998	2007	FO21T7	TEX / CR	60		22_03	03	00
FOCUS[CAN]	2008		FO21T7	TEX / CR	60		28_00	00	00
KA[CAN]	2008		FO21T7	TEX / CR	60		23_03	00	00
FORD USA									
CONTOUR V6[PCM]	1999	2000	FO26T3	TEXAS	4C		6_00	03	00
CONTOUR[P1]	1997	1999	FO26T3	TEXAS	4C		6_00	03	00
CROWN VIC[CAN]	2005	2006	FO38RT17	TEX / CR	63		14_00	00	00
CROWN VIC[CAN]	2007		FO38RT17	TEX / CR	63		23_03	00	00
CROWN VIC[PCM]	2003	2004	FO38RT17	TEX / CR	63		6_00	03	00
CROWN VIC[P2]	1998	2002	FO38RT3	TEXAS	4C		6_00	03	00
EDGE[CAN]	2007		FO38RT17	TEX / CR	63		23_03	00	00
ESCAPE[CAN]	2005	2007	FO38RT17	TEX / CR	63		14_00	00	00
ESCAPE[CAN]	2008	2009		TEX / CR	63		25_01	00	00
ESCAPE[PCM]	2001	2004		TEX / CR	60		6_00	03	00
E-SERIES[CAN]	2008	2009		TEX / CR	63		26_00	00	00
EXCURSION[P2]	2000	2005	FO38RT3	TEXAS	4C		6_00	03	00
EXPEDITION[CAN]	2005	2006	FO38RT17	TEX / CR	63		14_00	00	00
EXPEDITION[CAN]	2007	2008	FO38RT17	TEX / CR	63		23_03	00	00
EXPEDITION[CAN]	2009	2009		TEX / CR	63		25_01	00	00
EXPEDITION[HEC]	1999	2002	FO38RT3	TEXAS	4C		6_00	03	00
EXPEDITION[PCM]	2003	2004	FO38RT17	TEX / CR	63		6_00	03	00
EXPEDITION[P1]	1997	1998	FO38RT3	TEXAS	4C		6_00	03	00
EXPLORER[CAN]	2004	2005	FO38RT17	TEX / CR	63		10_04	00	00
EXPLORER[CAN]	2006		FO38RT17	TEX / CR	63		19_03	00	00
EXPLORER[PCM]	2001	2003		TEX / CR	60		6_00	03	00
EXPLORER[P2]	1998	2000	FO38RT3	TEXAS	4C		6_00	03	00
EXPL.STRAC[CAN]	2007	2009	FO38RT17	TEX / CR	63		23_03	00	00
EXPL.STRAC[PCM]	2002	2006	FO38RT17	TEX / CR	63		6_00	03	00
EXPL.STRAC[P2]	1999	2001	FO38RT3	TEXAS	4C		14_00	03	00
F-150[CAN]	2004	2008	FO38RT17	TEX / CR	63		10_04	00	00
F-150[CAN]	2009	2009		TEX / CR	63		26_00	00	00
F-150[HEC]	1999	2004	FO38RT3	TEXAS	4C		6_00	03	00

PER: 
FOR:

FORD USA




FO26T3
... A ... 101-381.501-579
... B ... 101-410.501-602
... C ... 101-404.501-624
... D ... 101-340.501-602
... E ... 101-304.501-579

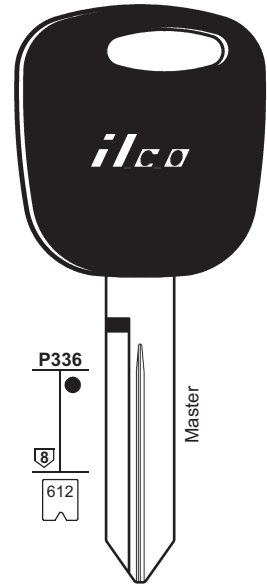
STRATTEC




FO38RT3
... X
0001-1706











FO38RT17
... X
0001-1706

STRATTEC



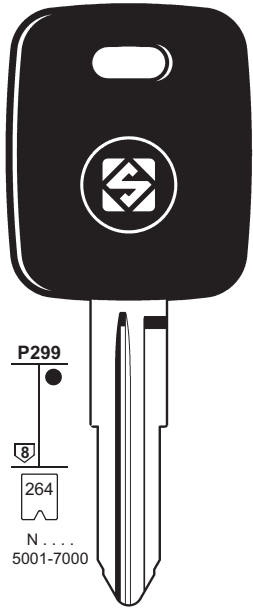

H74-PT
... X
0001-1706

PER: 
FOR:

1	2	2a	3	6	42	12	27	28	29
	FROM 1995 	TO 2010 	SILCA REF.  Ref.	TRANSP. TYPE 	ID 	STP 		 SDD	 SBB
FORD USA									
F-150[P2]	1998	2000	FO38RT3	TEXAS	4C		6_00	03	00
F-250 SD[CAN]	2008	2009		TEX / CR	63		26_00	00	00
F-250[CAN]	2004	2008	FO38RT17	TEX / CR	63		10_04	00	00
F-250[CAN]	2009	2009		TEX / CR	63		26_00	00	00
F-250[HEC]	1999	2004	FO38RT3	TEXAS	4C		6_00	03	00
F-250[P2]	1998	2000	FO38RT3	TEXAS	4C		6_00	03	00
F-350 SD[CAN]	2008	2009		TEX / CR	63		26_00	00	00
F-350[HEC]	1999	2003	FO38RT3	TEXAS	4C		6_00	03	00
F-350[P2]	1999	2003	FO38RT3	TEXAS	4C		6_00	03	00
FIVE HUNDR[CAN]	2005	2007	FO38RT17	TEX / CR	63		14_00	00	00
FLEX[CAN]	2009			TEX / CR	63		26_00	00	00
FOCUS[CAN]	2005	2007		TEX / CR	60		10_04	00	00
FOCUS[CAN]	2006	2007	FO38RT17	TEX / CR	63		14_00	00	00
FOCUS[CAN]	2008	2009		TEX / CR	63		25_01	00	00
FOCUS[PCM]	2000	2004		TEX / CR	60		6_00	03	00
FREESTAR[CAN]	2006		FO38RT17	TEX / CR	63		23_03	00	00
FREESTAR[PCM]	2004	2005	FO38RT17	TEX / CR	63		14_00	03	00
FREESTYLE[CAN]	2005	2007	FO38RT17	TEX / CR	63		14_00	00	00
FUSION[CAN]	2006	2009	FO38RT17	TEX / CR	63		19_03	00	00
GT[P2]	2005	2006	FO38RT3	TEXAS	4C		14_00	03	00
MUSTANG[CAN]	2005	2009	FO38RT17	TEX / CR	63		14_00	00	00
MUSTANG[CAN]	2007		FO38RT17	TEX / CR	63		19_03	00	00
MUSTANG[HEC]	1999	2004	FO38RT3	TEXAS	4C		6_00	03	00
MUSTANG[P1]	1997	1998	FO26T3	TEXAS	4C		6_00	03	00
MUSTANG[P2]	1998	1999	FO38RT3	TEXAS	4C		10_02	03	00
RANGER V6 BRAZ.	2000	2000	FO38RT3	TEXAS	4C		19_03	03	00
RANGER V6[PCM]	2001	2004	FO38RT17	TEX / CR	63		6_00	03	00
RANGER V6[PCM]	2006		FO38RT17	TEX / CR	63		23_03	03	00
RANGER V6[P2]	1999	2000	FO38RT3	TEXAS	4C		6_00	03	00
RANGER XLT V6[P2]	1999	2000	FO38RT3	TEXAS	4C		6_00	03	00
RANGER[CAN]	2007		FO38RT17	TEX / CR	63		23_03	00	00
TAURUS X[CAN]	2008	2008		TEX / CR	63		23_03	00	00
TAURUS X[CAN]	2009	2009		TEX / CR	63		26_00	00	00
TAURUS[CAN]	2004	2007	FO38RT17	TEX / CR	63		10_04	00	00
TAURUS[CAN]	2008	2008		TEX / CR	63		26_00	00	00
TAURUS[CAN]	2009	2009		TEX / CR	63		26_00	00	00
TAURUS[PCM]	2000	2003		TEX / CR	60		6_00	03	00
TAURUS[P1]	1996	1997	FO38RT3	TEXAS	4C		6_00	03	00
TAURUS[P2]	1998	1999	FO38RT3	TEXAS	4C		6_00	03	00
T-BIRD[ICM]	2002	2005	FO38RT17	TEX / CR	63		14_00	03	00
T-BIRD[ICM]	2002	2005	H74-PT	TEX / CR	60		6_00	03	00
WINDSTAR[CAN]	2007		FO38RT17	TEX / CR	63		23_03	00	00
WINDSTAR[ICM]	1999	2000	FO38RT3	TEXAS	4C		10_02	03	00
WINDSTAR[PCM]	2001	2006	FO38RT17	TEX / CR	63		6_00	03	00
WINDSTAR[P2]	1999	2000	FO38RT3	TEXAS	4C		6_00	03	00

PER: 
FOR: 

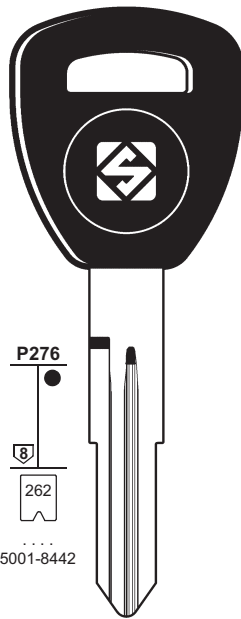
HOLDEN



P299
264
N.....
5001-7000



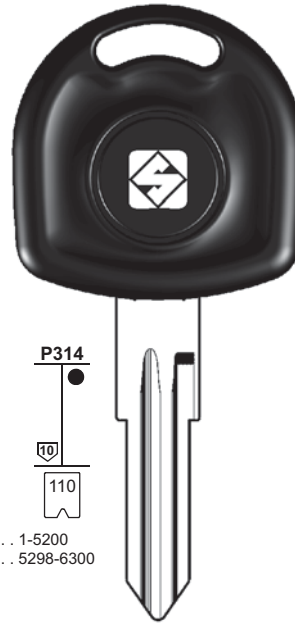
GM15T5



P276
262
5001-8442



HON58RT6



P314
110
S..... 1-5200
S..... 5298-6300



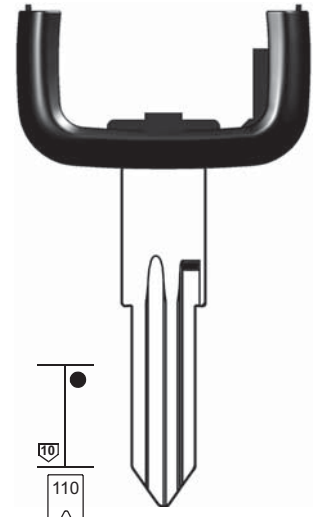
HU46T12



HU46T9



HU46T2



110
S..... 1-5200
S..... 5298-6300



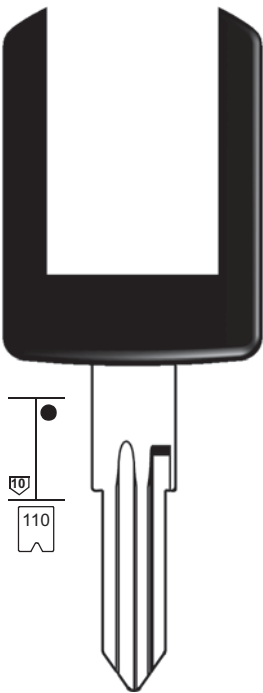
HU46AT12



HU46AT9

PER: 
FOR: 


HOLDEN



110



HU46BT12
S..... 1-5200
S..... 5298-6300



P314
110
1426



YM28T2
D..... 1-5200
S..... 1-5200
S..... 5298-6300
..... 1002-3997
..... 4000-5874

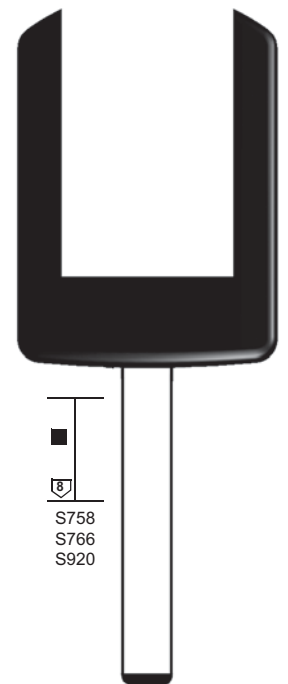


110
1426

YM28AT12
D..... 1-5200
S..... 1-5200
S..... 5298-6300
..... 1002-3997
..... 4000-5874



YM28AT9
D..... 1-5200
S..... 1-5200
S..... 5298-6300
..... 1002-3997
..... 4000-5874













S758
S766
S920



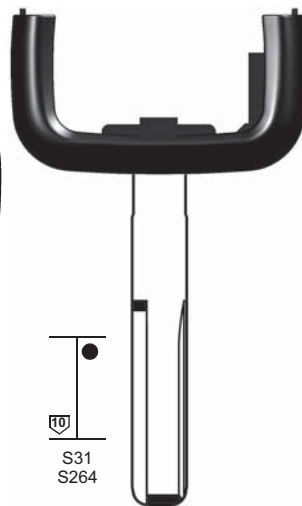
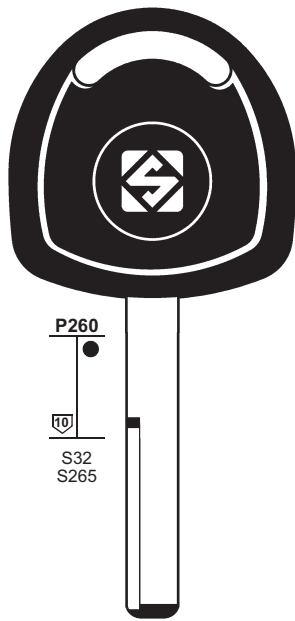
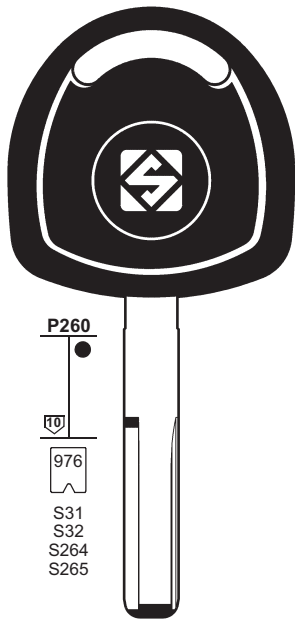
HU100BT12
Z..... 1-2000
Z..... 2001-4000
Z..... 4001-6000


VALEO


1	2	2a	3	6	42	12	27	28	29
SBB/SDD CAR KEYS GUIDE 	FROM 1995 	TO 2010 	SILCA REF.  Ref.	TRANSP. TYPE 	ID 	STP 		 SDD	 SBB
GMC (CAN)									
ACADIA	2007	2010		PH / CR2	46		31_00	00+16	00
SAVANA	2008	2009		PH / CR2	46		31_00	00+16	00
SIERRA	2007	2009		PH / CR2	46		31_00	00+16	00
YUKON	2007	2009		PH / CR2	46		31_00	00+16	00
HOLDEN									
ASTRA	1995	1998	YM28T2	PH	33	S-O	1_02	00-02	00-02
ASTRA	1995	1998	HU46T2	PH	33	S-O	1_02	00-02	00-02
ASTRA	1998	2001	YM28AT9	PH / CR	40		1_02	00	00
ASTRA	1998	2001	HU46T9	PH / CR	40		1_02	00	00
ASTRA	1998	2001	HU46AT9	PH / CR	40		1_02	00	00
ASTRA	2001	2004	HU46T12	PH / CR	40		1_02	00	00
ASTRA	2001	2004	YM28AT12	PH / CR	40		1_02	00	00
ASTRA	2001	2004	HU46AT12	PH / CR	40		1_02	00	00
ASTRA [CAN]	2004			PH / CR2	46		20_00	00	00
BARINA	1995	1998	HU46T2	PH	33	S-O	1_02	00-02	00-02
BARINA	1995	1998	YM28T2	PH	33	S-O	1_02	00-02	00-02
BARINA	1998	1999	HU46AT9	PH / CR	40		1_02	00	00
BARINA	1998	1999	YM28AT9	PH / CR	40		1_02	00	00
BARINA	1998	1999	HU46T9	PH / CR	40		1_02	00	00
BARINA	2000	2004	HU46BT12	PH / CR	40		1_02	00	00
BARINA	2004	2006	HU100BT12	PH / CR	40		22_03	00	00
COMBO	1998		HU46T2	PH	33	S-O	1_02	00	00
FRONTERA	1996	1999	GM15T5	MEG	13	Meg	8_01	00-02	00-02
FRONTERA	1999		HON58RT6	MEG / CR	48		8_01	00	00

PER: 
FOR:


HOLDEN



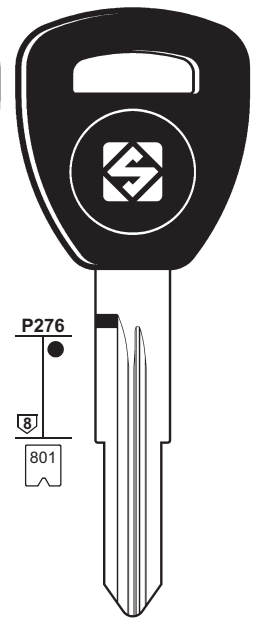
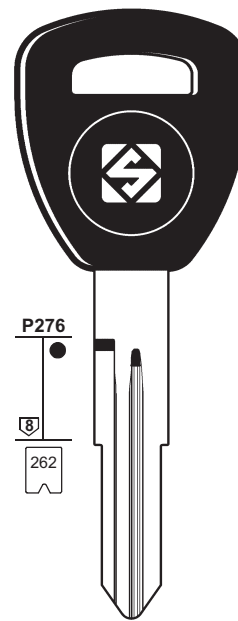

HU43T9
H 0001-3000
WH 0001-3000


YM27T2
Y
WY
1-3000


HU43AT9
H
WH
0001-3000


HU43T2
H 0001-3000
WH 0001-3000

HONDA



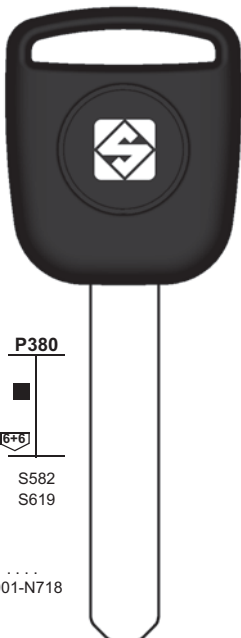

HON58RT6
. . . . 5001-8442


HON65RT6
R 1-1706

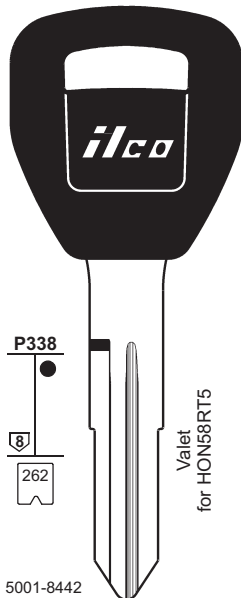
PER: 
FOR:

HONDA

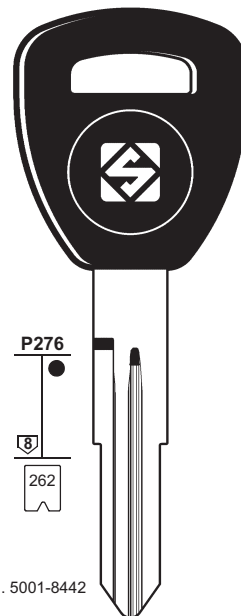
HONDA USA



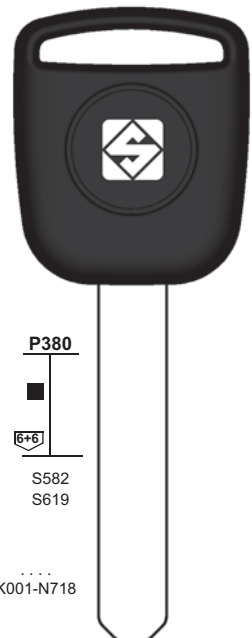

HON66T6




HD107-PT5














HON58RT5




HON66T5


HON66T14


HON66T27

1	2	2a	3	6	42	12	27	28	29
	FROM 1995 	TO 2010 	SILCA REF.  Ref.	TRANSP. TYPE 	ID 	STP 		 SDD	 SBB
HOLDEN									
VECTRA	1995	1998	YM27T2	PH	33	S-O	1_02	00-02	00-02
VECTRA	1995	1998	HU43T2	PH	33	S-O	1_02	00-02	00-02
VECTRA	1998	2004	HU43T9	PH / CR	40		1_02	00	00
VECTRA	1998	2004	HU43AT9	PH / CR	40		1_02	00	00
VECTRA[CAN]	2004			PH / CR2	46		13_00	00	00
ZAFIRA[CAN]	2004			PH / CR2	46		20_00	00	00
HONDA									
ACCORD	1999	2003	HON58RT6	MEG / CR	48		8_01	00	00
ACCORD	1999	2003	HON65RT6	MEG / CR	48		8_01	00	00
ACCORD ULEV	1999	2003	HON58RT6	MEG / CR	48		10_02	00	00
ACCORD ULEV	1999	2003	HON65RT6	MEG / CR	48		10_02	00	00
ACCORD [1]	2003	2006	HON66T6	MEG / CR	48		10_02	00	00
ACCORD [2]	2003	2006	HON66T6	MEG / CR	48		20_00	00	00
CIVIC	2002	2005	HON66T6	MEG / CR	48		8_01	00	00
CR-V	2002	2006	HON66T6	MEG / CR	48		8_01	00	00
HR-V	2002	2005	HON58RT6	MEG / CR	48		10_02	00	00
JAZZ	2001	2007	HON66T6	MEG / CR	48		8_01	00	00
STREAM	2001		HON58RT6	MEG / CR	48		8_01	00	00
HONDA USA									
ACCORD	1998	2002	HD107-PT5	MEG	13		8_01	00	00
ACCORD	1998	2002	HON58RT5	MEG	13		8_01	00	00
ACCORD	2003	2008	HON66T14	PH / CR2	46		8_01	00	00
ACCORD	2009		HON66T14	PH / CR2	46		28_01	00	00
ACCORD ULEV	1998	2002	HON58RT5	MEG	13		10_02	00	00
ACCORD ULEV	1998	2002	HD107-PT5	MEG	13		10_02	00	00
CIVIC	2001	2002	HON58RT5	MEG	13		7_00	00	00
CIVIC	2001	2002	HD107-PT5	MEG	13		7_00	00	00
CIVIC	2003	2005	HON66T5	MEG	13		7_00	00	00
CIVIC	2006	2009	HON66T14	PH / CR2	46		26_01	00	00
CIVIC HYBRID	2003	2005	HON58RT5	MEG	13		7_00	00	00
CR-V	2002	2005	HON66T5	MEG	13		7_00	00	00
CR-V	2007	2009	HON66T14	PH / CR2	46		27_00	00	00
ELEMENT	2003	2005	HON66T5	MEG	13		7_00	00	00
ELEMENT	2006	2007	HON66T14	PH / CR2	46		23_03	00	00
ELEMENT	2007	2009	HON66T14	PH / CR2	46		31_01	00	00
FIT	2007	2008	HON66T27	SOK / CR			27_00	00	00
FIT	2009	2009	HON66T14	PH / CR2	46		27_00	00	00
INSIGHT	2000	2006	HON58RT5	MEG	13		7_00	00	00
INSIGHT	2000	2006	HD107-PT5	MEG	13		7_00	00	00
ODYSSEY	1998	2002	HD107-PT5	MEG	13		7_00	00	00
ODYSSEY	1998	2002	HON58RT5	MEG	13		7_00	00	00
ODYSSEY	2003	2004	HON66T5	MEG	13		7_00	00	00
ODYSSEY	2005	2006	HON66T14	PH / CR2	46		23_03	00	00
ODYSSEY	2007	2009	HON66T14	PH / CR2	46		31_01	00	00
PILOT	2003	2005	HON66T5	MEG	13		7_00	00	00
PILOT	2003	2005		MEG	13		7_00	00	00
PILOT	2006	2008	HON66T14	PH / CR2	46		23_03	00	00

PER: 
FOR: 

HONDA USA

HYUNDAI



P338



.... 5001-8442

Valet
for HON58RT5



HD107-PT5



P276



.... 5001-8442



HON58RT5



P380



.....
K001-N718



HON66T5



HON66T14



HON66T27



P290



R.... 1-1000
K.... 1-1000



HYN10T4

PER: 
FOR: 

HYUNDAI




P290



HYN6T14
T.... 1-1000



HYN6T4
T.... 1-1000



P290



HYN12T4
A.... 1-1000



P290



HYN7RT4
S.... 1-1000



P290



HYN14RT14
M.... 1-2500
T.... 1-2500
WC.... 1001-3500













P322

S819
S853
S1001
S1122
S1150



KIA7T14
G.... 0001-2500
J.... 0001-2500
K.... 0001-2500
L.... 0001-1000
P.... 0001-2500

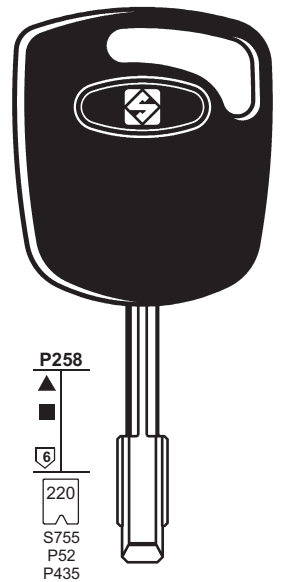
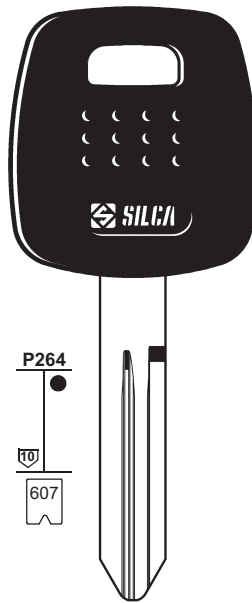
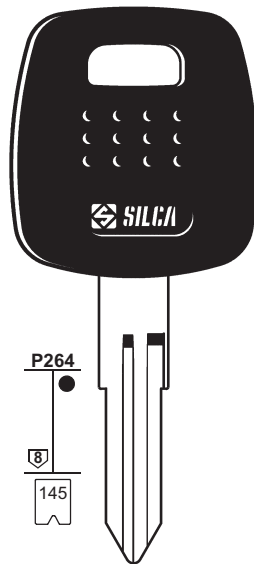
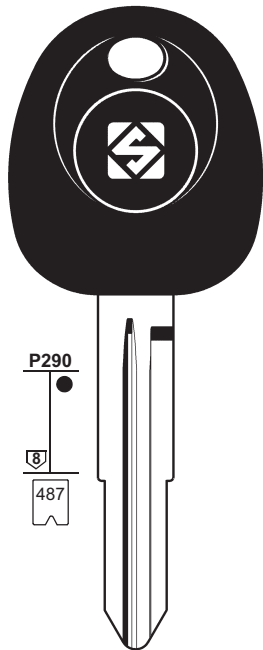
1	2	2a	3	6	42	12	27	28	29
	FROM 1995 	TO 2010 	SILCA REF.  Ref.	TRANSP. TYPE 	ID 	STP 		 SDD	 SBB
HONDA USA									
PILOT	2009		HON66T14	PH / CR2	46		31_01	00	00
PRELUDE	1997	2002	HD107-PT5	MEG	13	Meg	7_00	00	00
PRELUDE	1997	2002	HON58RT5	MEG	13	Meg	7_00	00	00
RIDGELINE	2005	2009	HON66T14	PH / CR2	46		23_03	00	00
S2000	2000	2002	HON58RT5	MEG	13		7_00	00	00
S2000	2000	2002	HD107-PT5	MEG	13		7_00	00	00
S2000	2003	2005	HON66T5	MEG	13		7_00	00	00
S2000	2006	2009	HON66T27	SOK / CR			27_00	00	00
HYUNDAI									
ACCENT	1996	1999	HYN10T4	TEXAS	4C		10_00	00	00
ACCENT	1999	2006	HYN6T14	PH / CR2	46		10_00	00	00
ACCENT[CAN]	2006		HYN6T14	PH / CR2	46		24_02	00	00
ATOS	1997	2000	HYN10T4	TEXAS	4C		10_00	00	00
ATOS PRIME	1999	2001	HYN10T4	TEXAS	4C		10_00	00	00
ATOS PRIME[TYP2]	2002	2008		PH / CR2	46		31_02	00	00
COUPE'	1996	2001	HYN6T4	TEXAS	4C		10_00	00	00
COUPE'	2001		HYN6T14	PH / CR2	46		10_00	00	00
ELANTRA [CAN]	2007		KIA7T14	PH / CR2	46		24_02	00	00
ELANTRA D[CAN]	2007		KIA7T14	PH / CR2	46		24_02	00	00
ELANTRA (USA)	1996	2000	HYN6T4	TEXAS	4C		10_00	00	00
ELANTRA (USA)	2000	2006		TEX / CR	60		10_00	00	00
EXCEL	1996	1999	HYN10T4	TEXAS	4C		10_00	00	00
EXCEL	1999		HYN6T14	PH / CR2	46		10_00	00	00
GALLOPER	1999	2003	HYN6T4	TEXAS	4C		10_00	00	00
GETZ	2002	2009	HYN6T14	PH / CR2	46		10_00	00	00
GETZ [TYP2]	2002	2009	HYN6T14	PH / CR2	46		31_02	00	00
GRAND. [CAN]	2006		KIA7T14	PH / CR2	46		24_02	00	00
GRAND. D [CAN]	2006		KIA7T14	PH / CR2	46		24_02	00	00
H-1	1999		HYN6T4	TEXAS	4C		10_00	00	00
H-1 D[CAN]	2006		HYN6T14	PH / CR2	46		24_02	00	00
LANTRA	1996	2000	HYN6T4	TEXAS	4C		10_00	00	00
MATRIX	2002		HYN6T14	PH / CR2	46		10_00	00	00
SANTAFE'	2000	2002		TEX / CR	60		10_00	00	00
SANTAFE'	2002	2006	HYN6T14	PH / CR2	46		10_00	00	00
SANTAFE[CAN]	2006		HYN14RT14	PH / CR2	46		24_02	00	00
SANTAMO	2000	2003	HYN6T4	TEXAS	4C		10_00	00	00
SCOUBE'	1996		HYN6T4	TEXAS	4C		10_00	00	00
SONATA	1996	1998	HYN7RT4	TEXAS	4C		10_00	00	00
SONATA	1998	2004		TEX / CR	60		10_00	00	00
SONATA D[CAN]	2005		HYN14RT14	PH / CR2	46		24_02	00	00
SONICA	1996	1999	HYN7RT4	TEXAS	4C		10_00	00	00
SONICA	1999	2004		TEX / CR	60		10_00	00	00
STAREX	1998		HYN12T4	TEXAS	4C		10_00	00	00
TERRACAN	2001	2007	HYN6T14	PH / CR2	46		10_00	00	00
TRAJET	2000	2006		TEX / CR	60		10_00	00	00
TUCSON D	2005		HYN6T14	PH / CR2	46		20_00	00	00
V.CRUIZ [CAN]	2007		HYN14RT14	PH / CR2	46		24_02	00	00
V.CRUIZ D [CAN]	2007		HYN14RT14	PH / CR2	46		24_02	00	00

PER: 
FOR: 

HYUNDAI USA

INFINITI

JAGUAR



KIA7T14

G 0001-2500
J 0001-2500
K 0001-2500
L 0001-1000
P 0001-2500



HYN6T14

T 1-1000



NSN11T2

X 1-8000
X 8001-9000



NSN14T14

. 1-22185



FO21T7

T 1-1050
T 1-2330
T 1051-2330
T 1-2-3-4

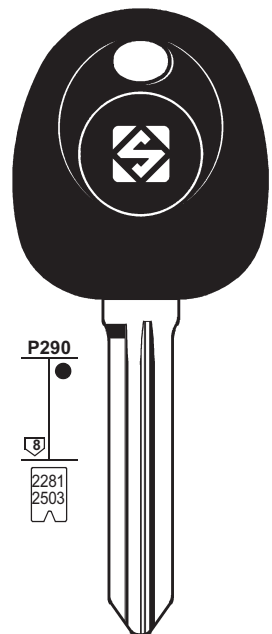
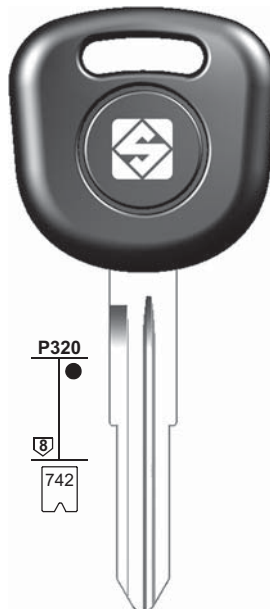
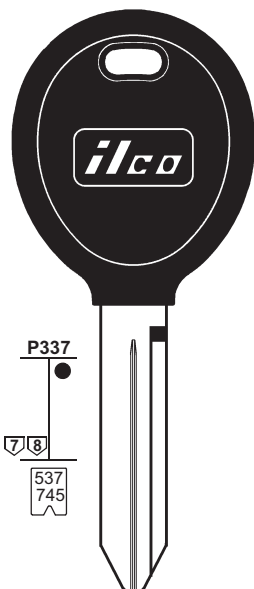
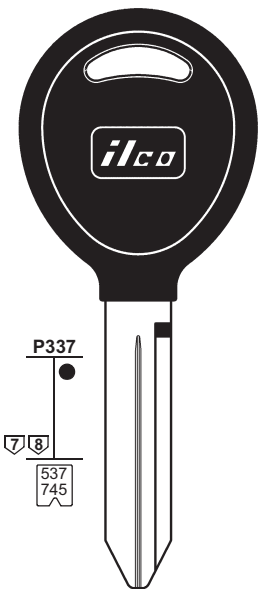
SUBARU - VALEO

TIBBE - VALEO

PER: 
FOR: 

JEEP

KIA



Y160-PT

L 1-3580
M 1-2618



Y164-PT

L 1-3580
M 1-2618



KIA3RT16

Y 2001-3000













KIA3RT14

Y 2001-3000



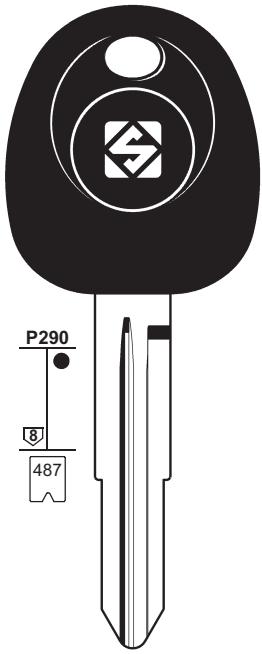
HYN14T14

H 1-2500
P 1-2500
T 1-2500
M 1-2500
V 1-1200

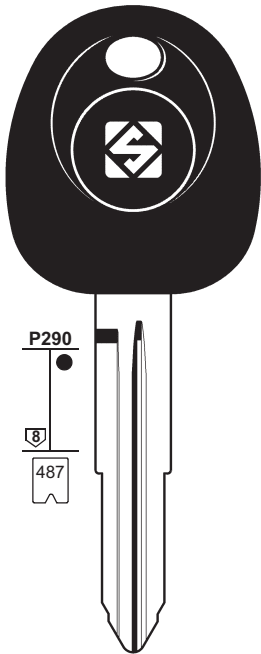
1	2	2a	3	6	42	12	27	28	29
	FROM 1995 	TO 2010 	SILCA REF.  Ref.	TRANSP. TYPE 	ID 	STP 		 SDD	 SBB
HYUNDAI USA									
AZERA	2006	2007	KIA7T14	PH / CR2	46		21_03	00	00
AZERA[CAN]	2008	2009	KIA7T14	PH / CR2	46		27_02	00	00
TIBURON	2006	2007	HYN6T14	PH / CR2	46		23_03	00	00
INFINITI									
FX35	2003	2007	NSN14T14	PH / CR2	46		22_03	00	00
FX45	2003	2007	NSN14T14	PH / CR2	46		22_03	00	00
G20	2000	2002		TEX / CR	60		22_03	00	00
G35	2003	2007	NSN14T14	PH / CR2	46		22_03	00	00
I30	1999	2000	NSN11T2	PH	33	N-N	22_03	05	05
I30	2001	2004		TEX / CR	60		22_03	00	00
I35	2001	2004		TEX / CR	60		22_03	00	00
M35	2003	2006	NSN14T14	PH / CR2	46		22_03	00	00
M45	2003	2006	NSN14T14	PH / CR2	46		22_03	00	00
QX4	1999	2000		TEX / CR	60		22_03	05	05
QX4	2001	2003		TEX / CR	60		22_03	00	00
QX56	2004	2006	NSN14T14	PH / CR2	46		22_03	00	00
Q45	1997	2000		TEXAS	4C		22_03	05	05
Q45	2001	2006	NSN14T14	PH / CR2	46		22_03	00	00
JAGUAR									
S-TYPE	2000	2002	FO21T7	TEX / CR	60		6_00	03	00
JEEP									
CHEROKEE	1998	2004	Y160-PT	TEX / CR	64		8_00	09	00
CHEROKEE[CCD]	1998	2004	Y160-PT	TEX / CR	64		18_00	00+13	00
CJ5,CJ7	1998	2005	Y160-PT	TEX / CR	64		8_00	09	00
COMMANDER[CAN]	2006	2007	Y164-PT	PH / CR2	46		21_03	00	00
COMMANDER[CAN]	2008	2008		PH / CR2	46		23_02	00	00
COMPASS[CAN]	2007	2008	Y164-PT	PH / CR2	46		21_03	00	00
G.CHEROKEE	1998	2004	Y160-PT	TEX / CR	64		8_00	09	00
G.CHEROKEE[CAN]	2005	2006	Y164-PT	PH / CR2	46		18_00	00	00
G.CHEROKEE[CAN]	2007	2008	Y164-PT	PH / CR2	46		21_03	00	00
G.CHEROKEE[CAN]	2008	2008		PH / CR2	46		23_03	00	00
LIBERTY	2002	2004	Y160-PT	TEX / CR	64		8_00	09	00
LIBERTY	2005	2007	Y164-PT	PH / CR2	46		18_00	09	00
LIBERTY[CAN]	2008	2008	Y164-PT	PH / CR2	46		21_03	00	00
PATRIOT[CAN]	2007	2008	Y164-PT	PH / CR2	46		21_03	00	00
WRANGL. R[CAN]	2007	2008	Y164-PT	PH / CR2	46		21_03	00	00
WRANGL. U[CAN]	2007	2008	Y164-PT	PH / CR2	46		21_03	00	00
WRANGLER	1998	2006	Y160-PT	TEX / CR	64		8_00	09	00
WRANGLER[CCD]	1998	2000	Y160-PT	TEX / CR	64		18_00	00+13	00
KIA									
CARENS	2001	2006	KIA3RT16	TEX / CR	60		10_03	00-10	00-10
CARENS	2001	2006	KIA3RT14	PH / CR2	46		10_00	00-10	00-10
CARENS[CAN]	2006	2007	HYN14T14	PH / CR2	46		21_00	00	00
CARENS[CAN]	2007		HYN14T14	PH / CR2	46		23_01	00	00
CARNIVAL	2000	2002		TEX / CR	60		10_00	00-10	00-10
CARNIVAL	2002	2005	KIA3RT14	PH / CR2	46		10_00	00	00
CARNIVAL D[CAN]	2006		HYN14T14	PH / CR2	46		22_03	00	00

PER: 
FOR:

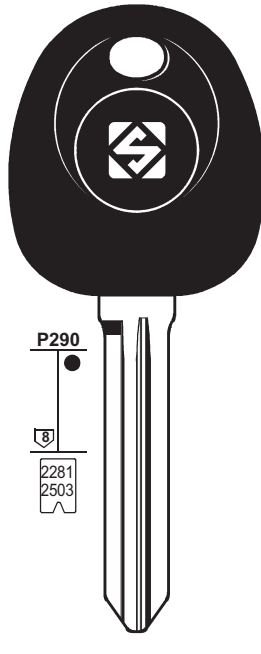
KIA




 **HYN6T14**
T 1-1000

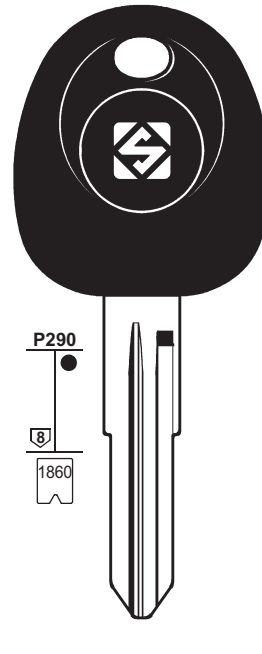


 **HYN7RT14**
S 1-1000

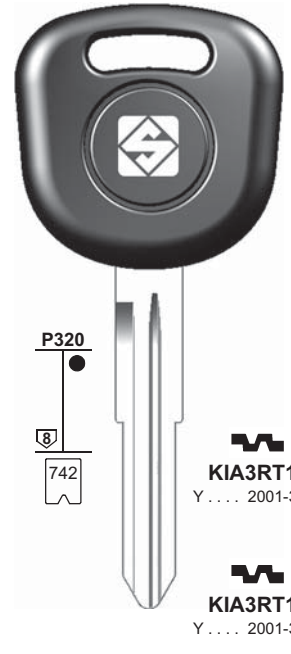


 **HYN14T14**
H 1-2500
P 1-2500
T 1-2500
M 1-2500
V 1-1200

 **HYN14RT14**
M 1-2500
T 1-2500
WC 1001-3500



 **HYN15T14**
WA 1001-3040



 **KIA3RT16**
Y 2001-3000

 **KIA3RT14**
Y 2001-3000

 **KIA3T5**
Y 2001-3000

 **KIA3RT5**
Y 2001-3000

PER: 
FOR:

KIA

KIA USA


LANCIA

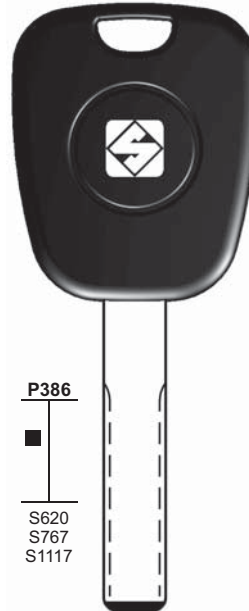
LEXUS



 **KIA7T14**
G 0001-2500
J 0001-2500
K 0001-2500
L 0001-1000
P 0001-2500



 **KIA7T14**
G 0001-2500
J 0001-2500
K 0001-2500
L 0001-1000
P 0001-2500













 **HU83T14**
. . . . 1-2000

HUF



 **TOY48BT4**
. . . . 40000-49999

1	2	2a	3	6	42	12	27	28	29
	FROM 1995 	TO 2010 	SILCA REF.  Ref.	TRANSP. TYPE 	ID 	STP 		 SDD	 SBB
KIA									
CARNIVAL [TYP2]	2002	2005	KIA3RT14	PH / CR2	46		31_02	00	00
CEE'D[CAN]	2007		KIA7T14	PH / CR2	46		22_03	00	00
CERATO	2004	2006		PH / CR2	46		20_00	00	00
CERATO D[CAN]	2007			PH / CR2	46		23_01	00	00
CERATO[CAN]	2007			PH / CR2	46		23_01	00	00
CLARUS	1998	2001	KIA3T5	MEG	13		10_00	00-10	00-10
CLARUS	1998	2001	KIA3RT5	MEG	13		10_00	00-10	00-10
JOICE	2000		KIA3RT16	TEX / CR	60		10_03	00-10	00-10
MAGENTIS	2001	2006	KIA3RT14	PH / CR2	46		10_00	00-10	00-10
MAGENTIS[CAN]	2006		HYN14RT14	PH / CR2	46		21_00	00	00
MORNING D[CAN]	2006		HYN6T14	PH / CR2	46		23_01	00	00
OPTIMA[CAN]	2006		HYN14T14	PH / CR2	46		21_00	00	00
PICANTO	2004	2008	HYN6T14	PH / CR2	46		22_03	00	00
PICANTO D[CAN]	2006	2008	HYN6T14	PH / CR2	46		23_01	00	00
PICANTO [TYP2]	2004	2008	HYN6T14	PH / CR2	46		31_02	00	00
PICANTO[CAN]	2008		KIA7T14	PH / CR2	46		31_01	00	00
PRIDE	1999	2001		MEG / CR	48		10_00	00-10	00-10
RIO	2001	2006	KIA3RT16	TEX / CR	60		10_03	00-10	00-10
RIO[CAN]	2006		HYN15T14	PH / CR2	46		21_00	00	00
SEDONA	2002	2005	KIA3RT14	PH / CR2	46		23_01	00-10	00-10
SEDONA D[CAN]	2006		HYN14T14	PH / CR2	46		23_01	00	00
SEPHIA	2002		KIA3RT14	PH / CR2	46		10_00	00	00
SHUMA	1998	2001	KIA3RT5	MEG	13		10_00	00-10	00-10
SORENTO	2002	2005	HYN7RT14	PH / CR2	46		10_00	00-10	00-10
SORENTO[CAN]	2006	2007	HYN7RT14	PH / CR2	46		23_01	00	00
SORENTO[CAN]	2007		HYN7RT14	PH / CR2	46		23_01	00	00
SOUL[CAN]	2009		HYN14RT14	PH / CR2	46		31_01	00	00
SPORTAGE	1998	1999	KIA3RT5	MEG	13		10_00	00-10	00-10
SPORTAGE	1999	2001		MEG / CR	48		10_00	00-10	00-10
SPORTAGE	2001	2003	KIA3RT16	TEX / CR	60		10_03	00-10	00-10
SPORTAGE D[CAN]	2006		HYN6T14	PH / CR2	46		23_01	00	00
KIA USA									
AMANTI	2004	2007		TEX / CR	60		21_01	00	00
AMANTI[CAN]	2007	2009	KIA7T14	PH / CR2	46		27_02	00	00
BORREGO[CAN]	2009	2009		PH / CR2	46		27_02	00	00
OPIRUS	2004	2007		PH / CR2	46		21_01	00	00
LANCIA									
LYBRA	1999	2006		MEG / CR	48		16_02	00	00
PHEDRA[BSI]	2002	2005	HU83T14	PH / CR2	46		16_02	00	00
PHEDRA[CAN]	2005		HU83T14	PH / CR2	46		22_03	00	00
THESIS[CAN]	2002			MEG / CR	48		16_02	00	00
YPSILON[CAN]	2003			MEG / CR	48		16_02	00	00
LEXUS									
ES300	2002	2003	TOY48BT4	TEXAS	4C		15_00	00	00
ES330	2004	2006		TEX / CR	68		15_00	00	00
GS300	2002	2005	TOY48BT4	TEXAS	4C		15_00	00	00
GS430	2001	2005	TOY48BT4	TEXAS	4C		15_00	00	00

PER: 
FOR: 

LEXUS




TOY48BT4
..... 40000-49999

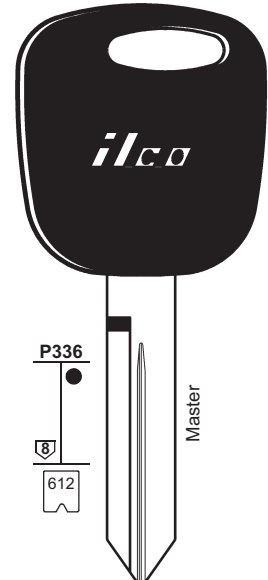
LINCOLN




FO38RT3
.... X
0001-1706


FO38RT17
.... X
0001-1706

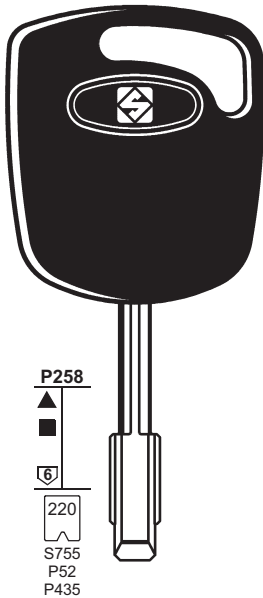
STRATTEC




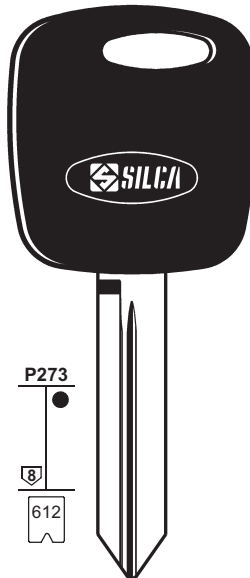

H74-PT
.... X
0001-1706

PER: 
FOR: 

MAZDA



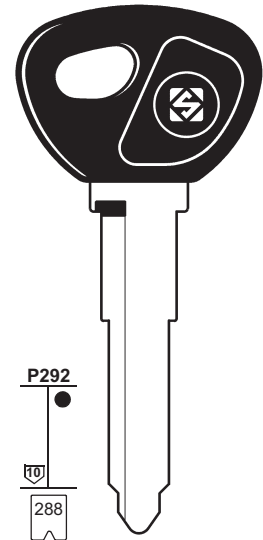

FO21T3
T 1-1050
T 1-2330
T 1051-2330
T 1-2-3-4














FO38RT3
.... X
0001-1706


FO38RT17
.... X
0001-1706

STRATTEC

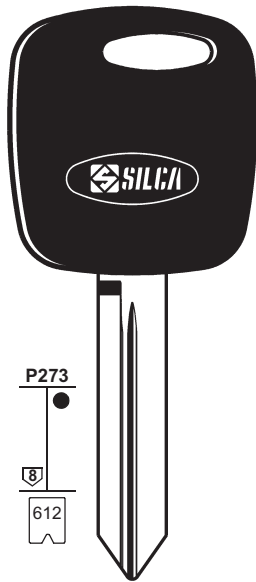



MAZ24RT17
..... 10100-12283

1	2	2a	3	6	42	12	27	28	29
	FROM 1995 	TO 2010 	SILCA REF.  Ref.	TRANSP. TYPE 	ID 	STP 		 SDD	 SBB
LEXUS									
GX470	2003	2007		TEX / CR	68		15_00	00	00
IS300	2001	2005	TOY48BT4	TEXAS	4C		23_03	00	00
LS430	2001	2004		TEX / CR	68		15_00	00	00
LS430	2004	2006	SMART KEY	TEX / CR	68		15_00	00	00
LX470	2001	2002	TOY48BT4	TEXAS	4C		15_00	00	00
LX470	2003	2006		TEX / CR	68		15_00	00	00
RX330	2004	2006		TEX / CR	68		15_00	00	00
SC430	2002	2006		TEX / CR	68		15_00	00	00
LINCOLN									
AVIATOR[PCM]	2003	2005	FO38RT17	TEX / CR	63		6_00	03	00
BLACKWOOD[HEC]	2002	2003	FO38RT3	TEXAS	4C		6_00	03	00
CONTINENTAL	2002	2003	FO38RT17	TEX / CR	63		6_00	03	00
CONTINENT[HEC]	1998	2002	FO38RT3	TEXAS	4C		6_00	03	00
CONTINENT[ICM]	1998	2002	FO38RT3	TEXAS	4C		14_00	03	00
CONTINENT[P2]	1998	2002	FO38RT3	TEXAS	4C		6_00	03	00
LS[ICM]	2000	2006	H74-PT	TEX / CR	60		6_00	03	00
LS[PCM]	2003	2006	FO38RT17	TEX / CR	63		6_00	03	00
MARK LT[CAN]	2005	2007	FO38RT17	TEX / CR	63		14_00	00	00
MARK LT[CAN]	2008	2009		TEX / CR	63		26_00	00	00
MKX[CAN]	2007		FO38RT17	TEX / CR	63		23_03	00	00
MKZ[CAN]	2007		FO38RT17	TEX / CR	63		23_03	00	00
NAVIGATOR[CAN]	2005	2006	FO38RT17	TEX / CR	63		14_00	00	00
NAVIGATOR[CAN]	2007	2008	FO38RT17	TEX / CR	63		23_03	00	00
NAVIGATOR[CAN]	2009	2009		TEX / CR	63		26_00	00	00
NAVIGATOR[HEC]	1999	2002	FO38RT3	TEXAS	4C		6_00	03	00
NAVIGATOR[PCM]	2002	2004	FO38RT17	TEX / CR	63		6_00	03	00
NAVIGATOR[P1]	1997	1998	FO38RT3	TEXAS	4C		6_00	03	00
NAVIGATOR[P2]	1999	1999	FO38RT3	TEXAS	4C		6_00	03	00
TOWN CAR[CAN]	2005	2009	FO38RT17	TEX / CR	63		14_00	00	00
TOWN CAR[CAN]	2007		FO38RT17	TEX / CR	63		23_03	00	00
TOWN CAR[HEC]	1998	2002	FO38RT3	TEXAS	4C		6_00	03	00
TOWN CAR[PCM]	2003	2004	FO38RT17	TEX / CR	63		6_00	03	00
ZEPHYR[CAN]	2007		FO38RT17	TEX / CR	63		23_03	00	00
MAZDA									
B-SERIES[CAN]	2007		FO38RT17	TEX / CR	63		23_03	00	00
B-SERIES[PCM]	2001	2006		TEX / CR	60		6_00	03	00
B-SERIES[P2]	1999	2000	FO38RT3	TEXAS	4C		6_00	03	00
CX-7[TYP1]	2007	2008	MAZ24RT17	TEX / CR	63		23_03	00	00
CX-7[TYP2]	2007	2008	MAZ24RT17	TEX / CR	63		28_01	00	00
CX-9[TYP1]	2007	2008	MAZ24RT17	TEX / CR	63		23_03	00	00
CX-9[TYP2]	2007	2008	MAZ24RT17	TEX / CR	63		28_01	00	00
MAZDA 3[TYP1]	2004	2007	MAZ24RT17	TEX / CR	63		21_01	00	00
MAZDA 3[TYP2]	2004	2007	MAZ24RT17	TEX / CR	63		31_00	00	00
MAZDA 5[TYP1]	2006	2007	MAZ24RT17	TEX / CR	63		21_01	00	00
MAZDA 5[TYP2]	2006	2007	MAZ24RT17	TEX / CR	63		31_00	00	00
MAZDA 6[TYP1]	2003	2007	MAZ24RT17	TEX / CR	63		21_01	00	00
MAZDA 6[TYP2]	2003	2007	MAZ24RT17	TEX / CR	63		31_00	00	00
RX-8[TYP1]	2004	2008	MAZ24RT17	TEX / CR	63		23_03	00	00
RX-8[TYP2]	2004	2008	MAZ24RT17	TEX / CR	63		31_00	00	00
TRIBUTE[CAN]	2005	2007	FO38RT17	TEX / CR	63		23_03	00	00
TRIBUTE[CAN]	2008	2008		TEX / CR	63		26_00	00	00
TRIBUTE[CAN]	2009	2009		TEX / CR	63		26_00	00	00
TRIBUTE[PCM]	2001	2004		TEX / CR	60		6_00	03	00
121	1997	2001	FO21T3	TEXAS	4C		8_01	03	00

PER: 
FOR:

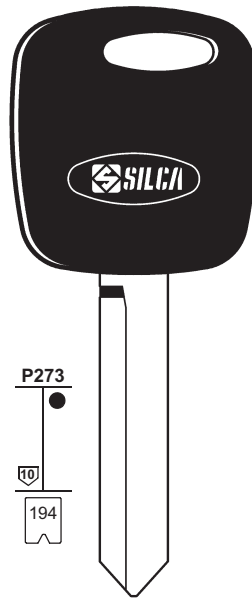
MERCURY





 
FO38RT3
... X
0001-1706

 
FO38RT17
... X
0001-1706

STRATTEC

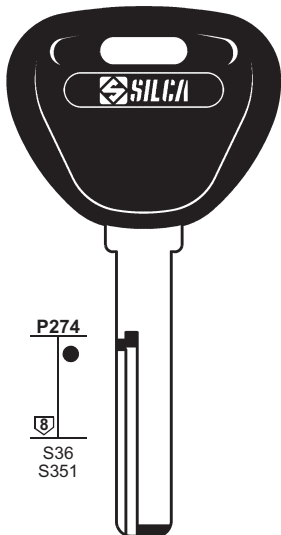


 
FO26T3
... A ... 101-381.501-579
... B ... 101-410.501-602
... C ... 101-404.501-624
... D ... 101-340.501-602
... E ... 101-304.501-579

STRATTEC

PER: 
FOR:

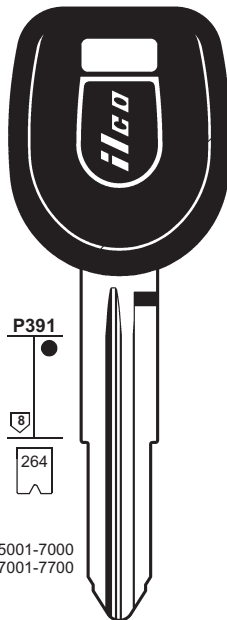
MITSUBISHI



DH ...
1-4000
6001-8000

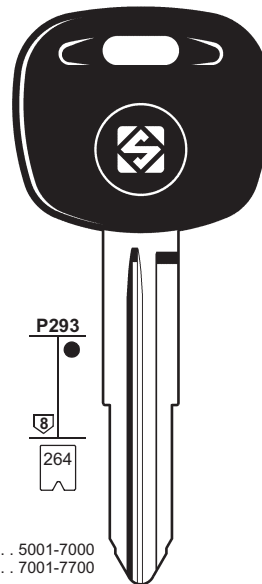
 
HU56RT2

 
HU56RT30



E ... 5001-7000
E ... 7001-7700

 
MIT8-PT

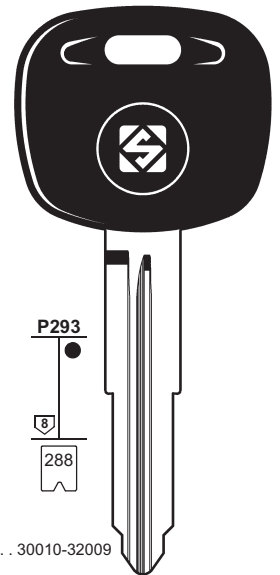


E ... 5001-7000
E ... 7001-7700

 
MIT8T4

 
MIT8T21











 
MIT8T19



... 30010-32009

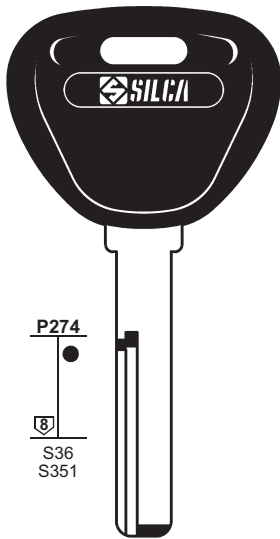
 
MIT11RT4

 
MIT11RT19

1	2	2a	3	6	42	12	27	28	29
	FROM 1995 	TO 2010 	SILCA REF.  Ref.	TRANSP. TYPE 	ID 	STP 		 SDD	 SBB
MERCURY									
COUGAR[PCM]	1999	2002	FO26T3	TEXAS	4C		6_00	03	00
COUGAR[P2]	1998	1999	FO38RT3	TEXAS	4C		6_00	03	00
GR.MARQUIS[CAN]	2005	2009	FO38RT17	TEX / CR	63		23_03	00	00
GR.MARQUIS[PCM]	2003	2004	FO38RT17	TEX / CR	63		6_00	03	00
GR.MARQUIS[P2]	1998	2002	FO38RT3	TEXAS	4C		6_00	03	00
MARAUDER[PCM]	2003	2005	FO38RT17	TEX / CR	63		6_00	03	00
MARINER[CAN]	2005	2007	FO38RT17	TEX / CR	63		23_03	00	00
MARINER[CAN]	2008	2008		TEX / CR	63		26_00	00	00
MARINER[CAN]	2009	2009		TEX / CR	63		26_00	00	00
MILAN[CAN]	2006		FO38RT17	TEX / CR	63		19_04	00	00
MONTEGO[CAN]	2005	2006	FO38RT17	TEX / CR	63		23_03	00	00
MONTEGO[CAN]	2007		FO38RT17	TEX / CR	63		23_03	00	00
MONTEREY[CAN]	2006	2007	FO38RT17	TEX / CR	63		23_03	00	00
MONTEREY[PCM]	2004	2005	FO38RT17	TEX / CR	63		23_03	00	00
M.TAINEER[CAN]	2004	2005	FO38RT17	TEX / CR	63		10_04	00	00
M.TAINEER[CAN]	2006	2009	FO38RT17	TEX / CR	63		23_03	00	00
M.TAINEER[PCM]	2001	2004	FO38RT17	TEX / CR	63		6_00	03	00
M.TAINEER[P2]	1998	2001	FO38RT3	TEXAS	4C		6_00	03	00
MYSTIQUE[P1]	1997	1998	FO26T3	TEXAS	4C		14_00	03	00
MYSTIQUE[P2]	1998	1999	FO26T3	TEXAS	4C		6_00	03	00
SABLE[CAN]	2004	2007	FO38RT17	TEX / CR	63		10_04	00	00
SABLE[CAN]	2008			TEX / CR	63		26_00	00	00
SABLE[PCM]	2000	2003	FO38RT17	TEX / CR	63		6_00	03	00
SABLE[P1]	1996	1997	FO38RT3	TEXAS	4C		6_00	03	00
SABLE[P2]	1998	1999	FO38RT3	TEXAS	4C		6_00	03	00
MITSUBISHI									
CARISMA	1996	2000	HU56RT2	PH	73		5_00	00+08	00
CARISMA	2000	2004	HU56RT30	PH / CR	4M		5_00	00+08	00
COLT	1996		MIT11RT4	TEXAS	4C		5_00	00+08	00
ECLIPSE	1996	2000	MIT8T4	TEXAS	4C		5_00	00+08	00
ECLIPSE	2000	2002		TEX / CR	64		5_00	00+08	00
ECLIPSE	2002	2003	MIT8T19	TEX / CR	61		5_00	00+08	00
GALANT[PIN1]	1996	2000	MIT8T4	TEXAS	4C		5_00	00+08	00
GALANT[PIN1]	2000	2002		TEX / CR	64		5_00	00+08	00
GALANT[PIN1]	2002	2003	MIT8T19	TEX / CR	61		5_00	00+08	00
GALANT[PIN2]	1996	2000	MIT8T4	TEXAS	4C		5_00	00+08	00
GALANT[PIN2]	2000	2002		TEX / CR	64		5_00	00+08	00
GALANT[PIN2]	2002	2003	MIT8T19	TEX / CR	61		5_00	00+08	00
LANCER	1996	2003	MIT11RT4	TEXAS	4C		5_00	00+08	00
LANCER	2003	2006	MIT11RT19	TEX / CR	61		20_02	00+08	00
LANCER SW	1996	2003	MIT11RT4	TEXAS	4C		5_00	00+08	00
L200	1999	2002	MIT8-PT	TEX / CR	60		5_00	00+08	00
L200	2002	2006	MIT8T19	TEX / CR	61		10_09	00+08	00
MONTERO	1996	2000	MIT8T4	TEXAS	4C		5_00	00+08	00
MONTERO	2001	2006	MIT8-PT	TEX / CR	60		5_00	00+08	00
MONTERO	2002	2005	MIT8T19	TEX / CR	61		5_00	00+08	00
MONTERO	2002	2003	MIT8T21	TEX / CR	62		5_00	00+08	00

PER: 
FOR:

MITSUBISHI



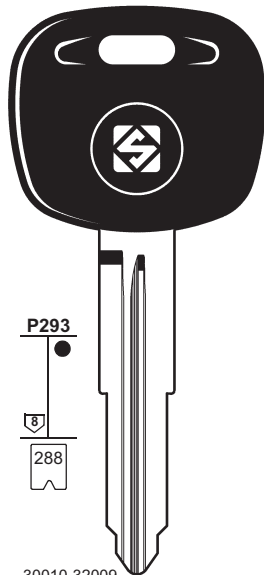
P274

S36
S351

DH.....
1-4000
6001-8000



HU56RT30



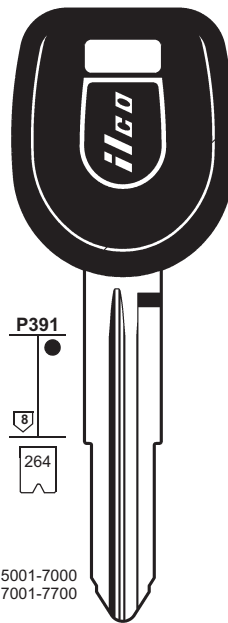
P293

288

..... 30010-32009



MIT11RT19



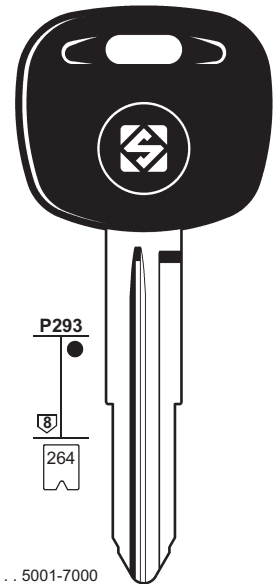
P391

264

E..... 5001-7000
E..... 7001-7700



MIT8-PT



P293

264

E..... 5001-7000
E..... 7001-7700



MIT8T4



MIT8T21



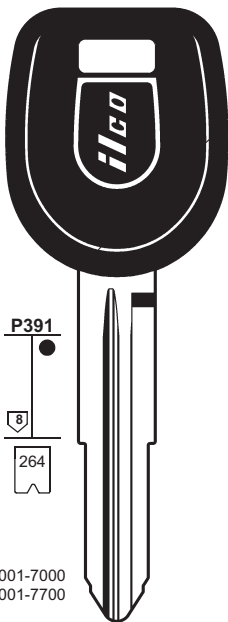
MIT11RT21



MIT8T19

PER: 
FOR:

MITSUBISHI AUSTRALIA



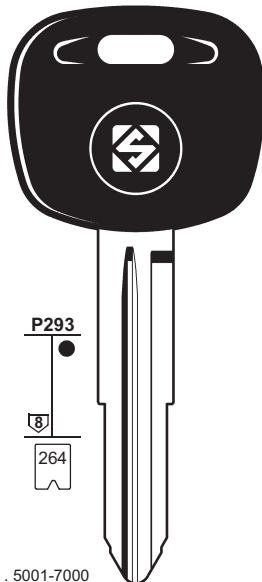
P391

264

E..... 5001-7000
E..... 7001-7700



MIT8-PT



P293

264

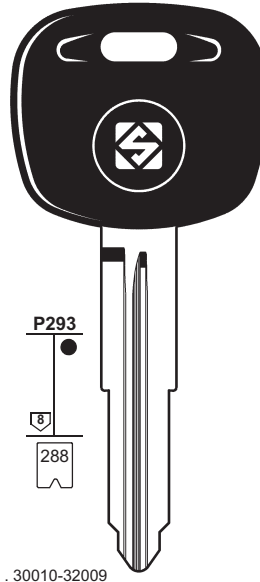
E..... 5001-7000
E..... 7001-7700



MIT8T4



MIT8T21



P293

288

..... 30010-32009



MIT11RT4



MIT8T19



MIT11RT19



P322

S765

..... 30001-31200













MIT14BT5



MIT14BT14

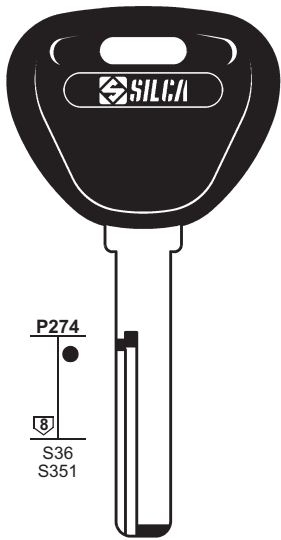
MAZDA

SBB/SDD Vehicle Keys Guide

1	2	2a	3	6	42	12	27	28	29
	FROM 1995 	TO 2010 	SILCA REF.  Ref.	TRANSP. TYPE 	ID 	STP 		 SDD	 SBB
MITSUBISHI									
MONTERO IO	1999		MIT11RT19	TEX / CR	61		5_00	00+08	00
MONTERO SPORT	1999	2002	MIT8-PT	TEX / CR	60		5_00	00+08	00
MONTERO SPORT	2001	2004	MIT8T21	TEX / CR	62		5_00	00+08	00
NATIVA	2001	2002	MIT8-PT	TEX / CR	60		23_02	00+08	00
PAJERO	1996	2000	MIT8T4	TEXAS	4C		5_00	00+08	00
PAJERO	2000	2002	MIT8-PT	TEX / CR	60		5_00	00+08	00
PAJERO	2002	2005	MIT8T19	TEX / CR	61		5_00	00+08	00
PAJERO	2002	2003	MIT8T21	TEX / CR	62		5_00	00+08	00
PAJERO IO	1999		MIT11RT19	TEX / CR	61		5_00	00+08	00
PAJERO PININ	1999		MIT11RT19	TEX / CR	61		10_09	00+08	00
PAJERO PININ	1999		MIT11RT21	TEX / CR	62		5_00	00+08	00
PAJERO SPORT	1999	2002	MIT8-PT	TEX / CR	60		5_00	00+08	00
PAJERO SPORT	2002	2003	MIT8T21	TEX / CR	62		5_00	00+08	00
SHOGUN	1996	2000	MIT8T4	TEXAS	4C		5_00	00+08	00
SHOGUN	2000	2002	MIT8-PT	TEX / CR	60		5_00	00+08	00
SHOGUN	2002	2003	MIT8T21	TEX / CR	62		5_00	00+08	00
SHOGUN	2002	2005	MIT8T19	TEX / CR	61		21_00	00+08	00
SHOGUN PININ	1999		MIT11RT19	TEX / CR	61		5_00	00+08	00
SHOGUN SPORT	1999	2002	MIT8-PT	TEX / CR	60		5_00	00+08	00
SHOGUN SPORT	2002	2003	MIT8T21	TEX / CR	62		5_00	00+08	00
SPACE GEAR	1996		MIT8T4	TEXAS	4C		5_00	00+08	00
SPACE RUNNER	1998	1999	MIT8T4	TEXAS	4C		5_00	00+08	00
SPACE RUNNER	1999	2002	MIT8T19	TEX / CR	61		5_00	00+08	00
SPACE STAR	1999		HU56RT30	PH / CR	4M		5_00	00+08	00
SPACE STAR	1999		MIT8-PT	TEX / CR	60		20_00	00+08	00
SPACE WAGON	1998	1999	MIT8T4	TEXAS	4C		5_00	00+08	00
SPACE WAGON	1999		MIT8-PT	TEX / CR	60		5_00	00+08	00
3000 GT	1996	2001		TEXAS	4C		5_00	00+08	00
MITSUBISHI AUSTRALIA									
CHALLENGER	1999	2002	MIT8-PT	TEX / CR	60		5_00	00+08	00
CHALLENGER	2002	2003	MIT8T21	TEX / CR	62		5_00	00+08	00
EXPRESS	1996		MIT8T4	TEXAS	4C		5_00	00+08	00
LANCER	1996	2003	MIT11RT4	TEXAS	4C		5_00	00+08	00
LANCER	2003	2006	MIT11RT19	TEX / CR	61		20_02	00+08	00
LANCER SW	1996	2003	MIT11RT4	TEXAS	4C		5_00	00+08	00
MAGNA	1996	1999	MIT14BT5	PH	73		5_00	00+08	00
MAGNA	1999	2005	MIT14BT14	PH / CR2	46		5_00	00+08	00
MIRAGE	1996	2002	MIT11RT4	TEXAS	4C		5_00	00+08	00
NIMBUS	1998	1999	MIT8T4	TEXAS	4C		5_00	00+08	00
NIMBUS	1999	2002		TEX / CR	60		5_00	00+08	00
PAJERO	1996	2000	MIT8T4	TEXAS	4C		5_00	00+08	00
PAJERO	2000	2002	MIT8-PT	TEX / CR	60		5_00	00+08	00
PAJERO	2002	2005	MIT8T19	TEX / CR	61		5_00	00+08	00
PAJERO	2002	2003	MIT8T21	TEX / CR	62		5_00	00+08	00
PAJERO IO	1999		MIT11RT19	TEX / CR	61		5_00	00+08	00
TRITON[PIN1]	1999		MIT8-PT	TEX / CR	60		5_00	00+08	00
TRITON[PIN2]	1999		MIT8-PT	TEX / CR	60		5_00	00+08	00
VERADA	1996	2000	MIT14BT5	PH	73		5_00	00+08	00
VERADA	2000	2002	MIT14BT14	PH / CR2	46		5_00	00+08	00

PER: 
FOR: 

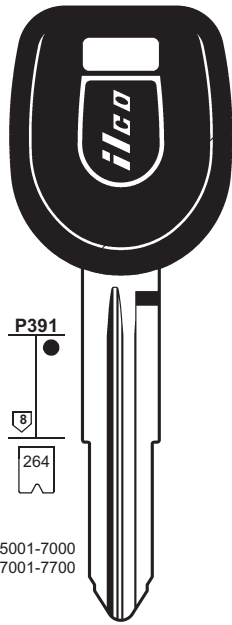
MITSUBISHI GREEK



P274

S36
S351

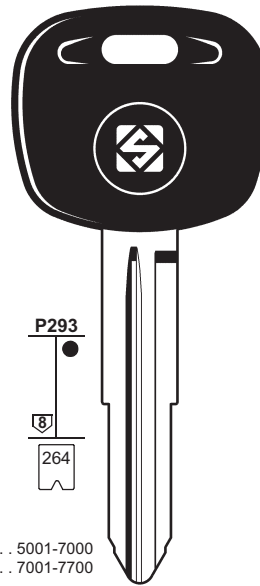
DH....
1-4000
6001-8000



P391

264

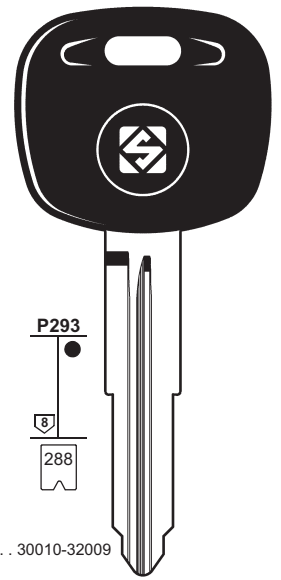
E.... 5001-7000
E.... 7001-7700



P293

264

E.... 5001-7000
E.... 7001-7700



P293

288

..... 30010-32009



HU56RT2



MIT8-PT



MIT8T4



MIT8T21



MIT11RT4



HU56RT30



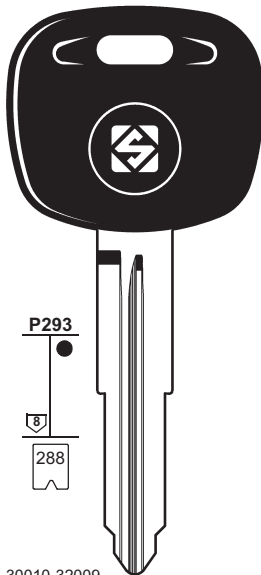
MIT8T19



MIT11RT19

PER: 
FOR: 

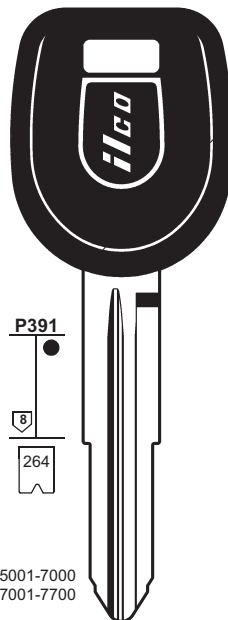
MITSUBISHI USA



P293

288

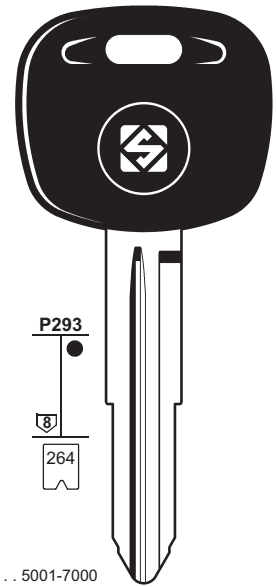
..... 30010-32009



P391

264

E.... 5001-7000
E.... 7001-7700



P293

264

E.... 5001-7000
E.... 7001-7700



MIT11RT4



MIT8-PT



MIT8T4













MIT8T21



MIT11RT19

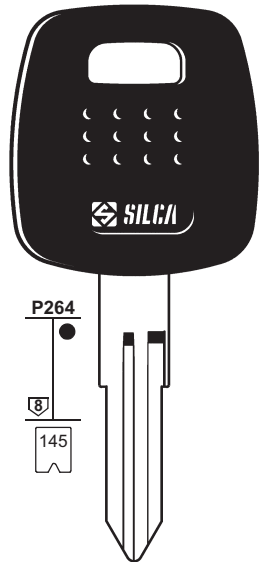


MIT8T19

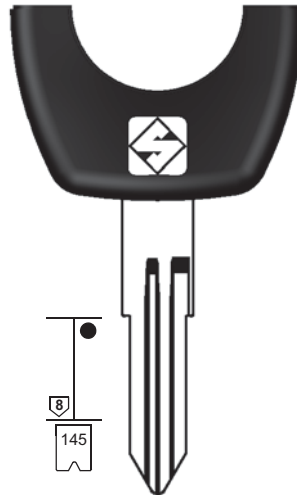
1	2	2a	3	6	42	12	27	28	29
	FROM 1995 	TO 2010 	SILCA REF.  Ref.	TRANSP. TYPE 	ID 	STP 		 SDD	 SBB
MITSUBISHI GREEK									
CARISMA	1996	2000	HU56RT2	PH	73		10_09	00+08	00
CARISMA	2000	2004	HU56RT30	PH / CR	4M		10_09	00+08	00
COLT	1996		MIT11RT4	TEXAS	4C		10_09	00+08	00
COLT NEW	2002			TEX / CR	60		10_09	00+08	00
GALANT	1996	2000	MIT8T4	TEXAS	4C		10_09	00+08	00
GALANT	2000	2002		TEX / CR	64		10_09	00+08	00
GALANT	2002	2003	MIT8T19	TEX / CR	61		10_09	00+08	00
LANCER	1996	2003	MIT11RT4	TEXAS	4C		5_00	00+08	00
LANCER SW	1996	2003	MIT11RT4	TEXAS	4C		5_00	00+08	00
L200	1999	2002	MIT8-PT	TEX / CR	60		10_09	00+08	00
L200	2002	2006	MIT8T19	TEX / CR	61		10_09	00+08	00
PAJERO	1996	2000	MIT8T4	TEXAS	4C		5_00	00+08	00
PAJERO NEW	2000	2002	MIT8-PT	TEX / CR	60		5_00	00+08	00
PAJERO NEW	2002	2003	MIT8T21	TEX / CR	62		5_00	00+08	00
PAJERO PININ	1999		MIT11RT19	TEX / CR	61		10_09	00+08	00
PAJERO SPORT	1999	2002	MIT8-PT	TEX / CR	60		5_00	00+08	00
PAJERO SPORT	2002	2003	MIT8T21	TEX / CR	62		5_00	00+08	00
SPACE GEAR	1996		MIT8T4	TEXAS	4C		10_09	00+08	00
SPACE RUNNER	1998	1999	MIT8T4	TEXAS	4C		10_09	00+08	00
SPACE RUNNER	1999	2002	MIT8T19	TEX / CR	61		10_09	00+08	00
SPACE STAR	1999		HU56RT30	PH / CR	4M		10_09	00+08	00
3000 GT	1996			TEXAS	4C		10_09	00+08	00
MITSUBISHI USA									
DIAMANTE	2000	2002	MIT8-PT	TEX / CR	60		5_00	00+08	00
DIAMANTE	2002	2004	MIT8T19	TEX / CR	61		5_00	00+08	00
ECLIPSE	1996	2000	MIT8T4	TEXAS	4C		5_00	00+08	00
ECLIPSE	2000	2002		TEX / CR	64		5_00	00+08	00
ECLIPSE	2001	2005	MIT8T19	TEX / CR	61		5_00	00+08	00
ENDEAVOR	2004	2006		TEX / CR	61		8_01	00+08	00
GALANT	2004	2005	MIT8T19	TEX / CR	61		10_09	00+08	00
GALANT[PIN1]	1996	2000	MIT8T4	TEXAS	4C		5_00	00+08	00
GALANT[PIN1]	2000	2002		TEX / CR	64		5_00	00+08	00
GALANT[PIN1]	2002	2003	MIT8T19	TEX / CR	61		5_00	00+08	00
GALANT[PIN2]	1996	2000	MIT8T4	TEXAS	4C		5_00	00+08	00
GALANT[PIN2]	2000	2002		TEX / CR	64		5_00	00+08	00
GALANT[PIN2]	2002	2003	MIT8T19	TEX / CR	61		5_00	00+08	00
LANCER	1996	2003	MIT11RT4	TEXAS	4C		5_00	00+08	00
LANCER SW	1996	2003	MIT11RT4	TEXAS	4C		5_00	00+08	00
LANCER TURBO	2003	2006		TEX / CR	60		8_01	00+08	00
MONTERO	1996	2000	MIT8T4	TEXAS	4C		5_00	00+08	00
MONTERO	2001	2006	MIT8-PT	TEX / CR	60		5_00	00+08	00
MONTERO	2002	2003	MIT8T21	TEX / CR	62		5_00	00+08	00
MONTERO SPORT	1999	2002	MIT8-PT	TEX / CR	60		5_00	00+08	00
MONTERO SPORT	2001	2004	MIT8T21	TEX / CR	62		5_00	00+08	00
OUTLANDER	2000	2003	MIT8-PT	TEX / CR	60		5_00	00+08	00
OUTLANDER	2004	2006	MIT11RT19	TEX / CR	61		10_09	00+08	00

PER: 
FOR:

NISSAN



P264
145



145


NSN11T2
X 1-8000
X 8001-9000


NSN11AT25
X 1-8000
X 8001-9000


NSN11T13
X 1-8000
X 8001-9000


NSN11T25
X 1-8000
X 8001-9000

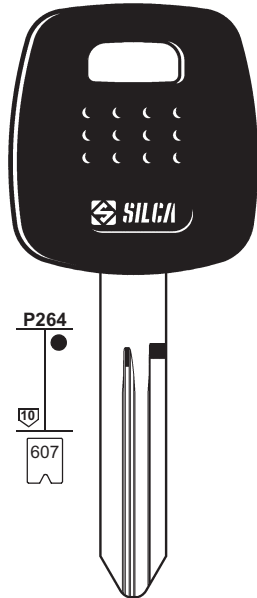

NSN11AT13
X 1-8000
X 8001-9000

VALEO

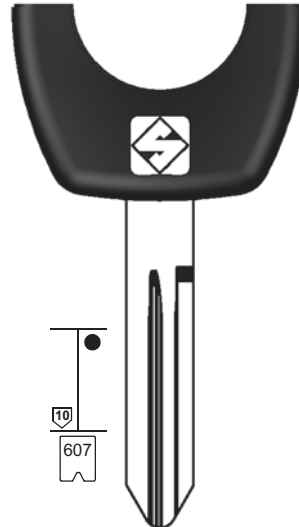
VALEO

PER: 
FOR:

NISSAN



P264
607



607












NSN14T5
..... 1-22185


NSN14T13
..... 1-22185
..... 30001-37850


NSN14T25
..... 1-22185

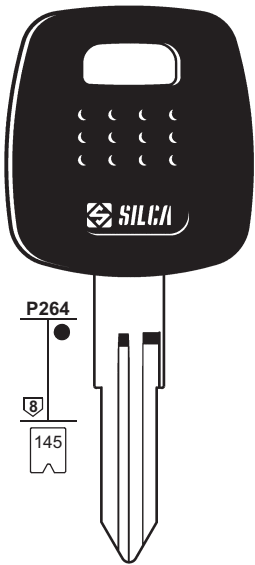

NSN14AT13
..... 1-22185
..... 30001-37850


NSN14AT25
..... 1-22185
..... 30001-37850

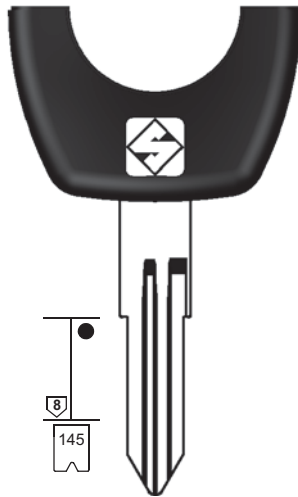
1	2	2a	3	6	42	12	27	28	29
	FROM 1995 	TO 2010 	SILCA REF.  Ref.	TRANSP. TYPE 	ID 	STP 		 SDD	 SBB
NISSAN									
ALMERA	1999	2000	NSN14AT25	PH / CR	41		10_09	00-05	00-05
ALMERA	1999	2000	NSN14T25	PH / CR	41		10_09	00-05	00-05
ALMERA	2000		NSN14T13	TEX / CR	60		3_00	00-05	00-05
ALMERA	2000		NSN14AT13	TEX / CR	60		3_00	00-05	00-05
ALMERA TINO	2000		NSN14AT13	TEX / CR	60		3_00	00	00
ALMERA TINO	2000		NSN14T13	TEX / CR	60		3_00	00	00
ALTIMA	2000			TEX / CR	60		3_00	00-05	00-05
INFINITI	2005			PH / CR2	46		20_00	00	00
INTERSTAR	2002	2007		PH / CR2	46		18_01	00	00
MAXIMA	1995	1999	NSN11T2	PH	33	N-N	3_00	05	05
MAXIMA	2000	2003	NSN11T25	PH / CR	41		3_00	00-05	00-05
MAXIMA	2000	2003	NSN11AT25	PH / CR	41		3_00	00-05	00-05
MICRA	1996	1998	NSN11T2	PH	33	N-N	3_00	05	05
MICRA	1998	2000	NSN11T25	PH / CR	41		3_00	00-05	00-05
MICRA	1998	2000	NSN11AT25	PH / CR	41		3_00	00-05	00-05
MICRA	2000	2004	NSN11AT13	TEX / CR	60		3_00	00-05	00-05
MICRA	2000	2004	NSN11T13	TEX / CR	60		3_00	00-05	00-05
MICRA	2003			PH / CR2	46		20_00	00	00
MICRA	2003		SMART KEY	TEX / CR	XX		20_00	00	00
MICRA VAN	2000		NSN11T13	TEX / CR	60		3_00	00-05	00-05
MICRA VAN	2000	2000	NSN11AT25	PH / CR	41		3_00	00-05	00-05
MICRA VAN	2000		NSN11AT13	TEX / CR	60		3_00	00-05	00-05
MICRA VAN	2000	2000	NSN11T25	PH / CR	41		3_00	00-05	00-05
NAVARA	2000	2003	NSN14AT25	PH / CR	41		22_03	00-05	00-05
NAVARA	2000	2003	NSN14T25	PH / CR	41		22_03	00-05	00-05
NAVARA	2003		NSN14AT13	TEX / CR	60		18_01	00-05	00-05
NAVARA	2003		NSN14T13	TEX / CR	60		18_01	00-05	00-05
NOTE	2006			PH / CR2	46		20_00	00	00
NOTE	2006		SMART KEY	TEX / CR	XX		20_00	00	00
NX ALMERA	1995	1998	NSN11T2	PH	33	N-N	3_00	05	05
NX ALMERA	1998	2000	NSN11AT25	PH / CR	41		3_00	00-05	00-05
NX ALMERA	1998	2000	NSN11T25	PH / CR	41		3_00	00-05	00-05
PATHFINDER	1999			TEX / CR	60		3_00	00-05	00-05
PATROL	1998	2003	NSN14AT25	PH / CR	41		3_00	00-05	00-05
PATROL	1998	2003	NSN14T25	PH / CR	41		3_00	00-05	00-05
PRIMERA	1995	1996	NSN11T2	PH	33	N-N	3_00	05	05
PRIMERA	1997	1998	NSN14T5	PH	33	N-N	3_00	05	05
PRIMERA	1998	2000	NSN14T13	TEX / CR	60		3_00	05	05
PRIMERA	1998	2000	NSN14AT13	TEX / CR	60		3_00	05	05
PRIMERA	2000	2002	NSN14T25	PH / CR	41		3_00	00-05	00-05
PRIMERA	2000	2002	NSN14AT25	PH / CR	41		3_00	00-05	00-05
PRIMERA	2002			PH / CR2	46		3_00	00	00
PULSAR	1995	1996	NSN11T2	PH	33	N-N	3_00	05	05
PULSAR	1997	1998	NSN14T5	PH	33	N-N	3_00	05	05
PULSAR	1998	2000	NSN14T13	TEX / CR	60		3_00	00-05	00-05
PULSAR	1998	2000	NSN14AT13	TEX / CR	60		3_00	00-05	00-05
PULSAR	2000	2004	NSN14T25	PH / CR	41		3_00	00-05	00-05

PER: 
FOR:

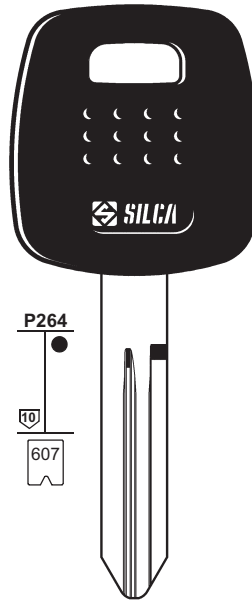
NISSAN - NISSAN JAPAN



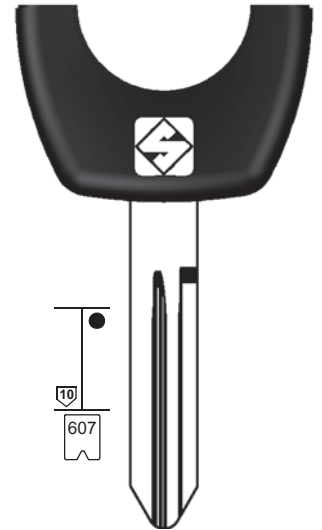

NSN11T2
X 1-8000
X 8001-9000




NSN11AT25
X 1-8000
X 8001-9000




NSN14T25
. 1-22185




NSN14AT25
. 1-22185
. 30001-37850


NSN11T13
X 1-8000
X 8001-9000


NSN11T25
X 1-8000
X 8001-9000


NSN11AT13
X 1-8000
X 8001-9000

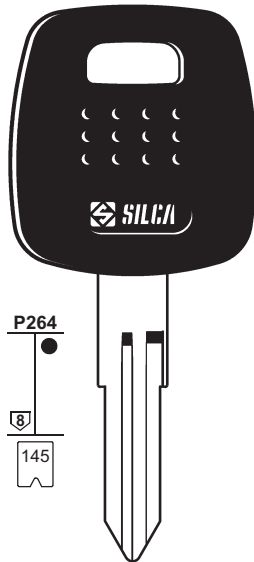

NSN14T13
. 1-22185
. 30001-37850


NSN14AT13
. 1-22185
. 30001-37850

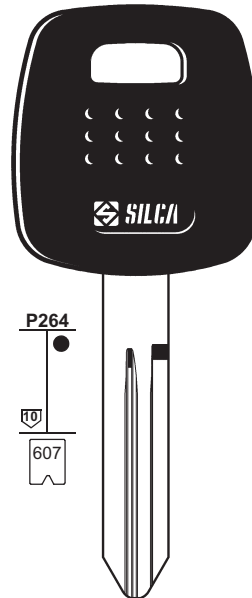
VALEO

PER: 
FOR:

NISSAN USA














NSN11T2
X 1-8000
X 8001-9000



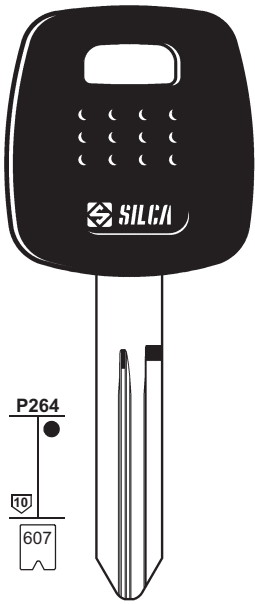

NSN14T14
. 1-22185

VALEO

1	2	2a	3	6	42	12	27	28	29
	FROM 1995 	TO 2010 	SILCA REF.  Ref.	TRANSP. TYPE 	ID 	STP 		 SDD	 SBB
NISSAN									
PULSAR	2000	2004	NSN14AT25	PH / CR	41		3_00	00-05	00-05
SENTRA	2001			TEX / CR	60		3_00	00	00
SERENA	1996		NSN11T2	PH	33	N-N	4_00	00-05	00-05
TERRANO II	1995	1998	NSN11T2	PH	33	N-N	3_00	05	05
TERRANO II	1998	2001	NSN11AT25	PH / CR	41		3_00	05	05
TERRANO II	1998	2001	NSN11T25	PH / CR	41		3_00	05	05
TERRANO 3000D	1998	2001	NSN11T25	PH / CR	41		3_00	00+07	00
TERRANO 3000D	1998	2001	NSN11AT25	PH / CR	41		3_00	00+07	00
VANETTE	1996	1999	NSN11T2	PH	33	N-N	4_00	00-05	00-05
VANETTE	1999	2000	NSN11AT25	PH / CR	41		10_09	00-05	00-05
VANETTE	1999	2000	NSN11T25	PH / CR	41		10_09	00-05	00-05
VANETTE	2000		NSN11AT13	TEX / CR	60		18_01	00-05	00-05
VANETTE	2000		NSN11T13	TEX / CR	60		18_01	00-05	00-05
XTERRA	2000	2004	NSN14T13	TEX / CR	60		3_00	00-05	00-05
X-TRAIL	1998	2005	NSN14AT13	TEX / CR	60		3_00	00-05	00-05
X-TRAIL	1998	2005	NSN14T13	TEX / CR	60		3_00	00-05	00-05
350-Z	2003			TEX / CR	60		18_01	00-05	00-05
NISSAN JAPAN									
CEFRIO	2000	2003		TEX / CR	60		3_00	00-05	00-05
INFINITI	1997	1999		TEXAS	4C		3_00	05	05
LAUREL	1999	2000		PH / CR	41		3_00	05	05
LAUREL	2000	2002		TEXAS	4C		3_00	00-05	00-05
MICRA MARCH	1996	1998	NSN11T2	PH	33	N-N	3_00	05	05
MICRA MARCH	1998	2000	NSN11T25	PH / CR	41		3_00	05	05
MICRA MARCH	1998	2000	NSN11AT25	PH / CR	41		3_00	05	05
MICRA MARCH	2000		NSN11T13	TEX / CR	60		3_00	00-05	00-05
MICRA MARCH	2000		NSN11AT13	TEX / CR	60		3_00	00-05	00-05
SUNNY	1996	1998	NSN11T2	PH	33	N-N	3_00	00-05	00-05
X-TRAIL	1998	2000	NSN14AT25	PH / CR	41		3_00	05	05
X-TRAIL	1998	2000	NSN14T25	PH / CR	41		3_00	05	05
X-TRAIL	2001	2005	NSN14AT13	TEX / CR	60		3_00	00	00
X-TRAIL	2001	2005	NSN14T13	TEX / CR	60		3_00	00	00
NISSAN USA									
ALTIMA	2000	2000		TEX / CR	60		23_04	00-05	00-05
ALTIMA	2001	2004		TEX / CR	60		8_01	00-05	00-05
ALTIMA	2005	2006	NSN14T14	PH / CR2	46		21_03	00	00
ALTIMA Cpe[PRX]	2007	2008		PH / CR2	46		23_03	00	00
ALTIMA Sed[PRX]	2007	2008		PH / CR2	46		23_03	00	00
ARMADA	2004	2007	NSN14T14	PH / CR2	46		21_03	00	00
ARMADA[iK]	2008	2008		PH / CR2	46		23_03	00	00
ARMADA[NT5]	2008		NSN14T14	PH / CR2	46		31_01	00	00
FRONTIER	2006	2008	NSN14T14	PH / CR2	46		23_03	00	00
LIVINA[NT5]	2007	2008	NSN14T14	PH / CR2	46		28_01	00	00
LIVINA[PRX]	2007	2008		PH / CR2	46		28_01	00	00
MAXIMA	1999	2000	NSN11T2	PH	33	N-N	8_01	00-05	00-05
MAXIMA	2001	2003		TEX / CR	60		8_01	00-05	00-05
MAXIMA	2004	2006	NSN14T14	PH / CR2	46		21_00	00-05	00-05

PER:  NISSAN USA


OPEL-VAUXHALL



P264




 **NSN14T14**
..... 1-22185

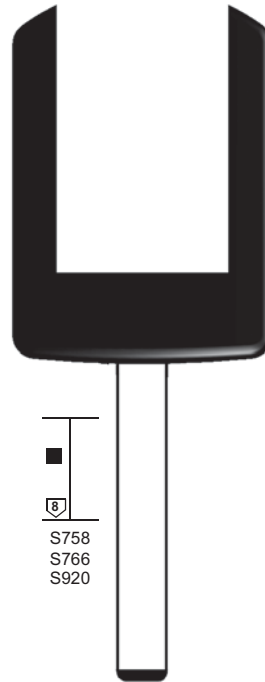


P314



S758
S766
S920


 **HU100T12**
Z 1-2000
Z 2001-4000
Z 4001-6000

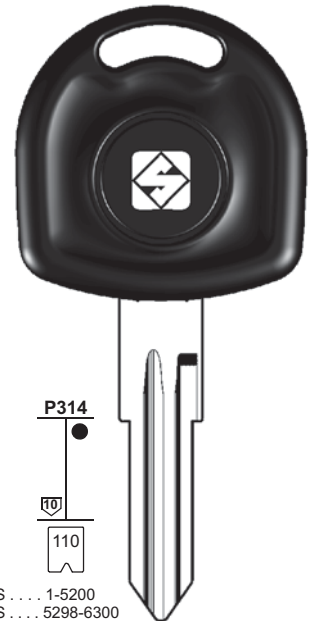


P314



S758
S766
S920

 **HU100BT12**
Z 1-2000
Z 2001-4000
Z 4001-6000



P314

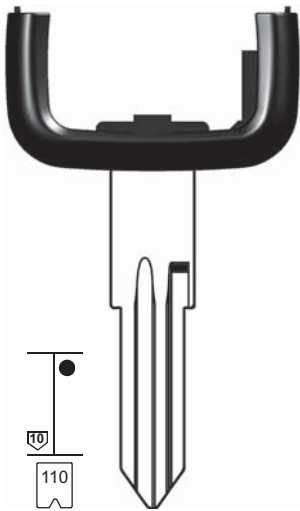


S 1-5200
S 5298-6300

 **HU46T12**
 **HU46T9**
 **HU46T2**

PER:  FOR: 

OPEL-VAUXHALL

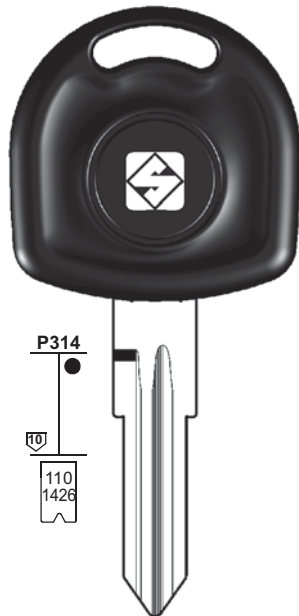


P314



 **HU46AT12**
S 1-5200
S 5298-6300


 **HU46AT9**
S 1-5200
S 5298-6300



P314



110
1426

 **YM28T2**
D 1-5200
S 1-5200
S 5298-6300
..... 1002-3997
..... 4000-5874


HUF




P314




110
1426

 **YM28AT12**
D 1-5200
S 1-5200
S 5298-6300
..... 1002-3997
..... 4000-5874

 **YM28AT9**
D 1-5200
S 1-5200
S 5298-6300
..... 1002-3997
..... 4000-5874

VALEO













P314



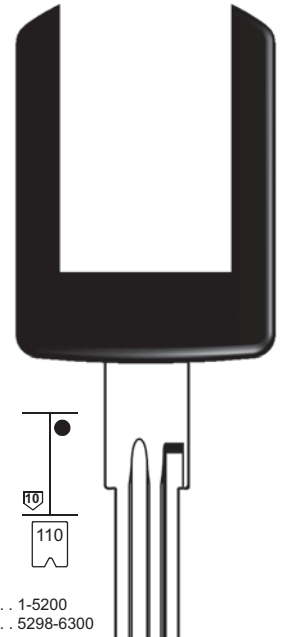
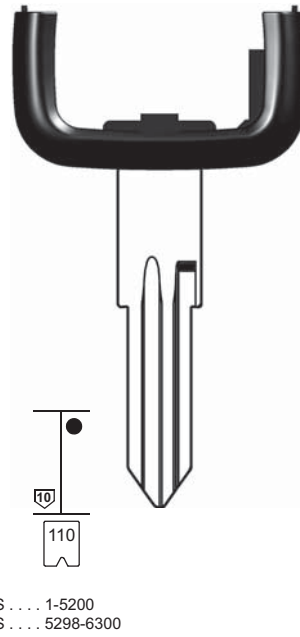
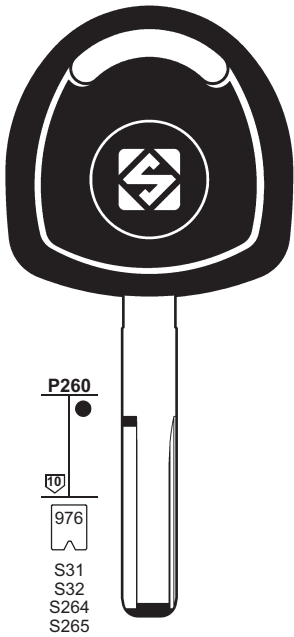
1411

 **HU87RT12**
.....
50001-51308
U 1-2000

1	2	2a	3	6	42	12	27	28	29
	FROM 1995 	TO 2010 	SILCA REF.  Ref.	TRANSP. TYPE 	ID 	STP 		 SDD	 SBB
NISSAN USA									
MAXIMA[IK]	2008	2008		PH / CR2	46		23_03	00	00
MURANO	2003	2008	NSN14T14	PH / CR2	46		8_01	00-05	00-05
MURANO[IK]	2005	2008		PH / CR2	46		23_03	00	00
MURANO[PRX]	2009	2009		PH / CR2	46		23_03	00	00
PATHFINDER	1999	2000		TEX / CR	60		10_09	00-05	00-05
PATHFINDER	1999	2000		TEX / CR	60		10_09	00-05	00-05
PATHFINDER	2001	2004		TEX / CR	60		8_01	00	00
PATHFINDER	2001	2004		TEX / CR	60		8_01	00	00
PATHFINDER	2005	2007	NSN14T14	PH / CR2	46		21_03	00	00
PATHFINDER[IK]	2008	2008		PH / CR2	46		23_03	00	00
PATHFINDER[NT5]	2008	2009	NSN14T14	PH / CR2	46		31_00	00	00
QUEST	2004	2007	NSN14T14	PH / CR2	46		21_03	00	00
ROGUE[IK]	2007	2008		PH / CR2	46		23_04	00	00
ROGUE[NT5]	2007	2008	NSN14T14	PH / CR2	46		23_03	00	00
SENTRA	2000	2006		TEX / CR	60		8_01	00-05	00-05
SENTRA[IK]	2007	2008		PH / CR2	46		23_03	00	00
SENTRA[NT5]	2007	2008	NSN14T14	PH / CR2	46		23_04	00	00
TIIDA[NT5]	2007	2008	NSN14T14	PH / CR2	46		28_01	00	00
TITAN	2004	2007	NSN14T14	PH / CR2	46		10_09	00	00
TITAN	2007	2008	NSN14T14	PH / CR2	46		23_04	00	00
VERSA[IK]	2007	2008		PH / CR2	46		23_03	00	00
VERSA[NT5]	2007	2008	NSN14T14	PH / CR2	46		23_04	00	00
XTERRA	2003	2004		TEX / CR	60		8_01	00-05	00-05
XTERRA	2005	2007	NSN14T14	PH / CR2	46		21_03	00	00
350-Z	2004	2007	NSN14T14	PH / CR2	46		8_01	00-05	00-05
350-Z ROADSTER	2004	2007	NSN14T14	PH / CR2	46		21_03	00	00
350-Z[IGN]	2008	2008	NSN14T14	PH / CR2	46		23_04	00	00
OLDSMOBILE (BASIC)									
AURORA	2001	2003		MEG	13		28_01	09	00
AURORA	2001	2003		MEG	13		28_01	09	00
SILHOUETTE	1999	2004		MEG	13		28_01	09	00
SILHOUETTE	1999	2004		MEG	13		28_01	09	00
OPEL-VAUXHALL									
AGILA	2000	2004	HU87RT12	PH / CR	40		1_02	00	00
AGILA	2004	2008	HU100T12	PH / CR	40		13_00	00	00
AGILA	2004	2008	HU100BT12	PH / CR	40		13_00	00	00
ASTRA	1995	1998	HU46T2	PH	33	S-O	1_00	00-02	00-02
ASTRA	1995	1998	YM28T2	PH	33	S-O	1_00	00-02	00-02
ASTRA	1998	2001	HU46T9	PH / CR	40		1_00	00	00
ASTRA	1998	2001	YM28AT9	PH / CR	40		1_00	00	00
ASTRA	1998	2001	HU46AT9	PH / CR	40		1_00	00	00
ASTRA	2001	2004	YM28AT12	PH / CR	40		1_02	00	00
ASTRA	2001	2004	HU46T12	PH / CR	40		1_02	00	00
ASTRA	2001	2004	HU46AT12	PH / CR	40		1_02	00	00
ASTRA[CAN]	2004			PH / CR2	46		20_00	00	00


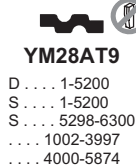

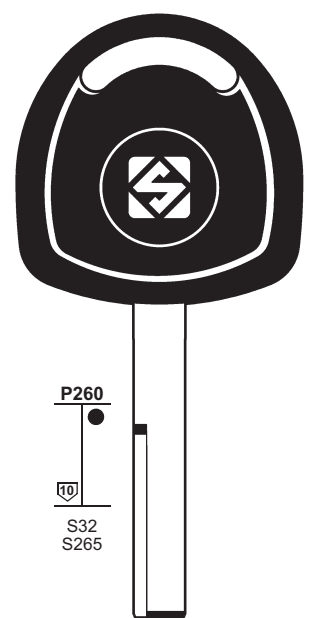
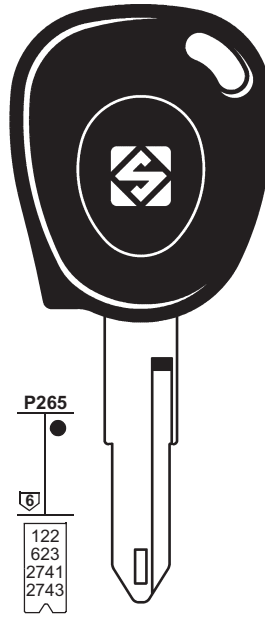
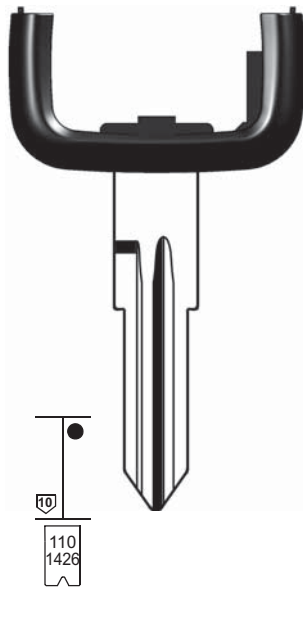
PER: 
FOR:

OPEL-VAUXHALL



PER: 
FOR:

OPEL-VAUXHALL

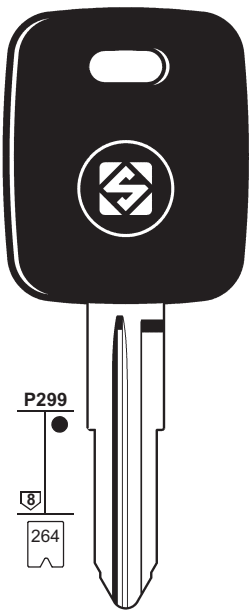


VALEO

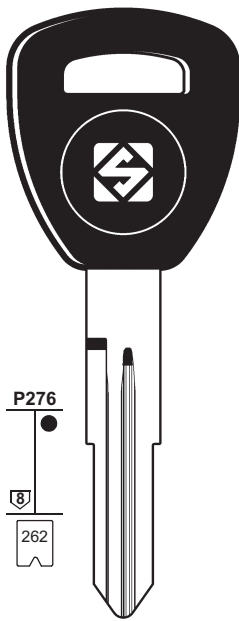
VALEO

PER: 
FOR: 

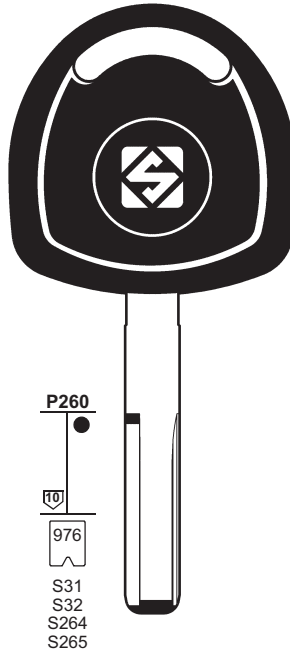
OPEL-VAUXHALL





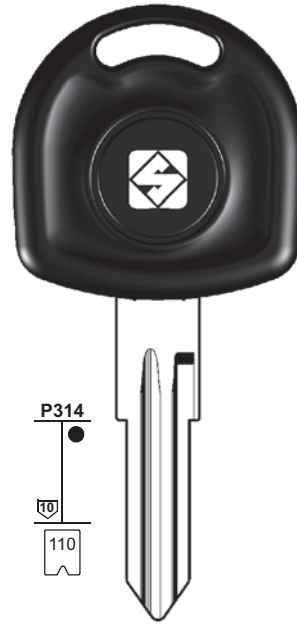
 
GM15T5
N
5001-7000



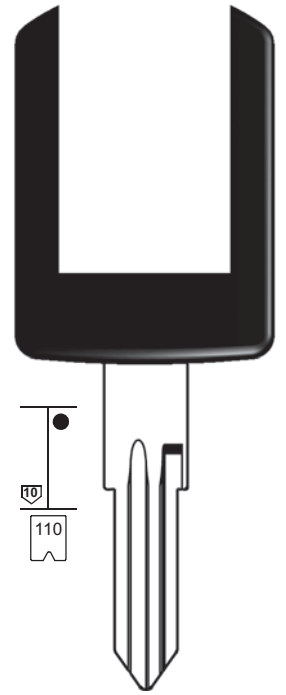
 
HON58RT6
..... 5001-8442



 
HU43T2
H 0001-3000
WH 0001-3000



 
HU46T9
S 1-5200
S 5298-6300






 
HU46BT12
S 1-5200
S 5298-6300

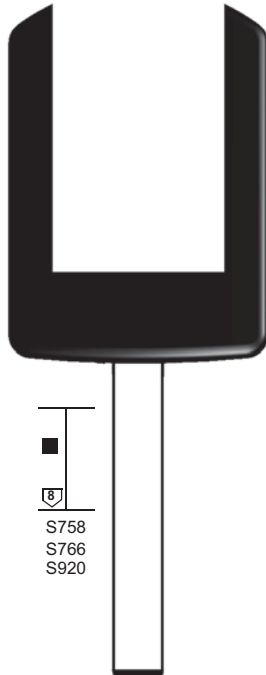
HUF


PER: 
FOR: 

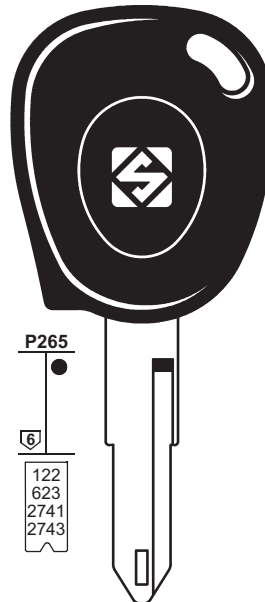
OPEL-VAUXHALL





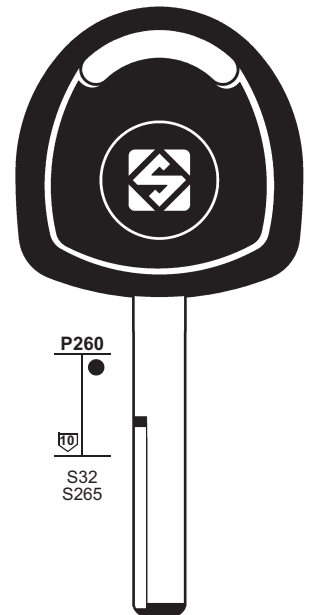
 
HU100T12
Z 1-2000
Z 2001-4000
Z 4001-6000



 
HU100BT12
Z 1-2000
Z 2001-4000
Z 4001-6000



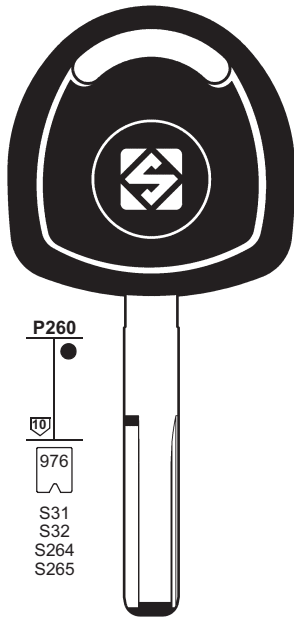
 
NE73T5
... 1/9 ... A/Z
1/9 ... A/Z
... 1/9 ... A/Z
... 1/9 ... A/Z
... 1/9 ... A/Z
... 0/90/9
1/9 ... A/Z
... 1/9 ... A/Z/A/Z
VALEO



 
YM27T2
Y
WY
1-3000

PER: 
FOR:

OPEL-VAUXHALL

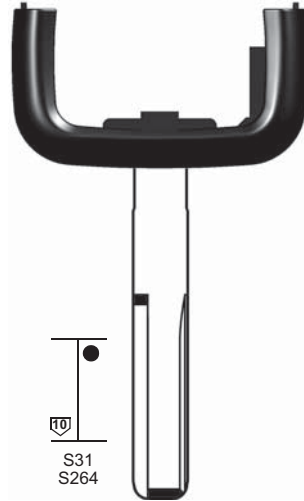


P260



976

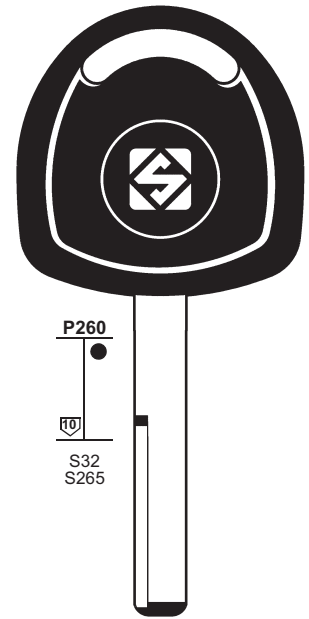
S31
S32
S264
S265



P260




S31
S264





P260



S32
S265

 
HU43T2
H 0001-3000
WY 0001-3000

 
HU43T9
H 0001-3000
WH 0001-3000


 
HU43AT9
H
WH
0001-3000

 
YM27T2
Y
WY
1-3000

WITTE

PER: 
FOR:

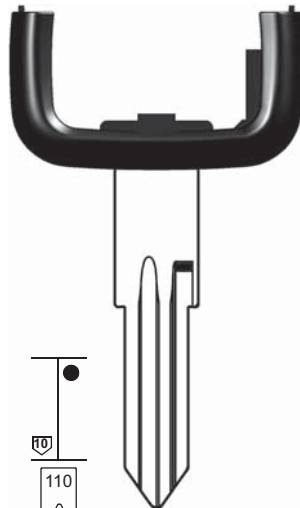
OPEL-VAUXHALL



P314



110



P314



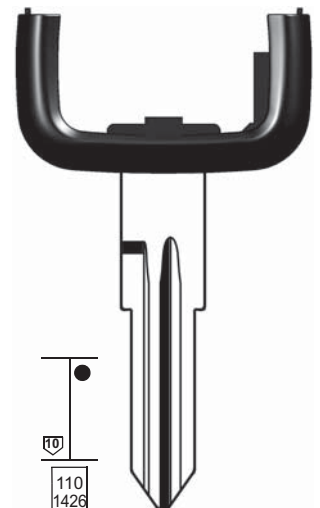
110



P314



110
1426



P314







110
1426

 
HU46T2
S 1-5200
S 5298-6300

 
HU46T12
S 1-5200
S 5298-6300



 
HU46AT12
S 1-5200
S 5298-6300

 
YM28T2
D 1-5200
S 1-5200
S 5298-6300
. . . . 1002-3997
. . . . 4000-5874

 
YM28AT12
D 1-5200
S 1-5200
S 5298-6300
. . . . 1002-3997
. . . . 4000-5874

 
HU46T9
S 1-5200
S 5298-6300


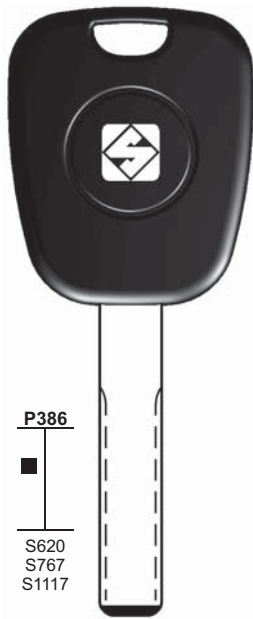
 
HU46AT9
S 1-5200
S 5298-6300

 
YM28AT9
D 1-5200
S 1-5200
S 5298-6300
. . . . 1002-3997
. . . . 4000-5874

VALEO

PER: 
FOR:

PEUGEOT

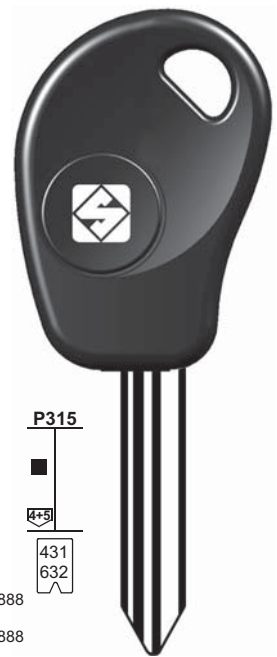


HUF



VA2T14
..... 1-2-3-4-Q-5-6-7-8-H
..... A-B-C-D-E-F

VALEO



SX9T14

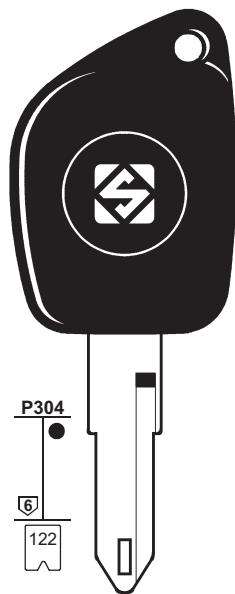


SX9T5

SIMPLEX

PER: 
FOR:

PEUGEOT



..... 0/90/9
M.N.P.R.S
..... 1/9 . A/Z
M.N.P.R.S
..... 1/9 . A/Z
M.N.P.R.S
..... 1/9 . A/ZA/Z
M.N.P.R.S
..... 1/9 . A/Z
M.N.P.R.S
..... 1/9 . A/Z
M.N.P.R.S
..... 1/9 . A/Z
M.N.P.R.S



NE72AT29

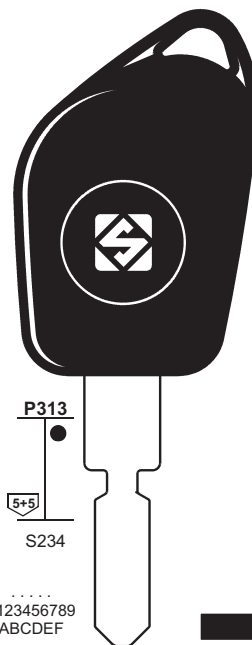


NE72AT14



NE72AT5

NEIMAN



NE78T29













NE78T14



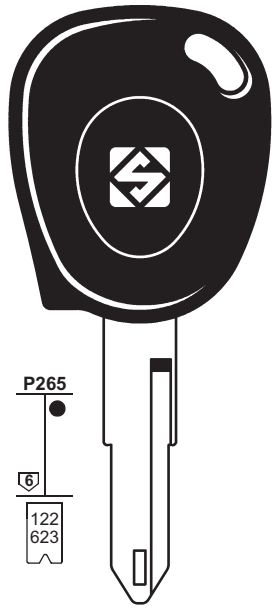
NE78T5

NEIMAN

1	2	2a	3	6	42	12	27	28	29
	FROM 1995 	TO 2010 	SILCA REF.  Ref.	TRANSP. TYPE 	ID 	STP 		 SDD	 SBB
PEUGEOT									
PARTNER	2001	2003	SX9T14	PH / CR2	46		8_01	00	00
PARTNER[SB]	1998	2001	SX9T5	PH	33	G-C	8_01	00	00
PARTNER[SV]	1998	2001	SX9T5	PH	33	G-V	8_01	00	00
RANCH	2001	2003	SX9T14	PH / CR2	46		8_01	00	00
RANCH[SB]	1998	2001	SX9T5	PH	33	G-C	8_01	00	00
RANCH[SV]	1998	2001	SX9T5	PH	33	G-V	8_01	00	00
1007	2005		VA2T14	PH / CR2	46		20_00	00	00
106	1997	2001	NE72AT5	PH	33	G-V	2_00	00	00
106	2001	2002	NE72AT14	PH / CR2	46		10_09	00	00
107	2005			TEX / CR	70		20_00	00	00
206	1998	2001	NE72AT29	PH / CR	45		2_00	00	00
206	2001	2002	NE72AT14	PH / CR2	46		2_00	00	00
206	2002	2003	NE72AT14	PH / CR2	46		3_00	00	00
207[CAN]	2006			PH / CR2	46		20_03	00	00
306[SB]	1997	2002	NE72AT5	PH	33		2_00	00	00
306[SC]	1997	2002	NE72AT5	PH	33	G-C	2_00	00	00
307	2001	2003	HU83T14	PH / CR2	46		2_00	00	00
307[CAN]	2004	2009	HU83T14	PH / CR2	46		20_03	00	00
406	1999	2002	NE78T29	PH / CR	45		4_00	00	00
406	2002	2004	NE78T14	PH / CR2	46		8_01	00	00
406[SB]	1997	1999	NE78T5	PH	33	G-C	2_00	00	00
406[SC]	1997	1999	NE78T5	PH	33	G-C	2_00	00	00
406[SV]	1997	1999	NE78T5	PH	33	G-V	2_00	00	00
407[CAN]	2004		VA2T14	PH / CR2	46		20_03	00	00
607	2001	2003		MEG / CR	48		2_00	00	00
806[SB]	1998	2002	SX9T5	PH	33	G-C	3_00	00	00
806[SC]	1998	2002	SX9T5	PH	33	G-C	2_00	00	00
807	2001	2005	HU83T14	PH / CR2	46		8_01	00	00
807[CAN]	2005		HU83T14	PH / CR2	46		22_03	00	00
PONTIAC (BASIC)									
AZTEK	2001	2004		MEG	13		31_00	09	00
BONNEVILLE	2000	2004		MEG	13		31_00	09	00
GRAND PRIX	2000	2003		MEG	13		31_00	09	00
MONTANA	1999	2004		MEG	13		31_00	09	00
PONTIAC (CAN)									
GRAND PRIX	2004	2008		MEG	13		31_00	00+16	00
G5	2007	2009		PH / CR2	46		31_00	00+16	00
G6	2005	2009		PH / CR2	46		31_00	00+16	00
G8	2009	2009		PH / CR2	46		31_00	00+16	00
MONTANA	2005	2008		MEG	13		31_00	00+16	00
PURSUIT	2006	2009		PH / CR2	46		31_00	00+16	00
SOLSTICE	2006	2009		PH / CR2	46		31_00	00+16	00
TORRENT	2007	2009		PH / CR2	46		31_00	00+16	00

PER: 
FOR:

RENAULT

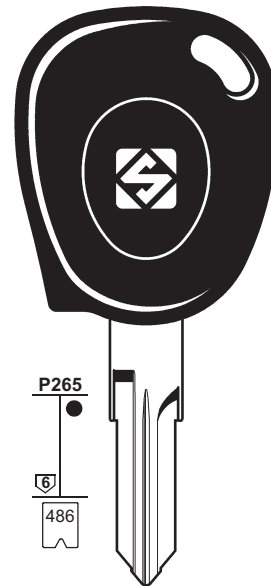




 
NE73T16
..... 0/90/9 MNPRS

 
NE73T8
..... 0/90/9 MNPRS

NEIMAN - VALEO

RENAULT-DACIA

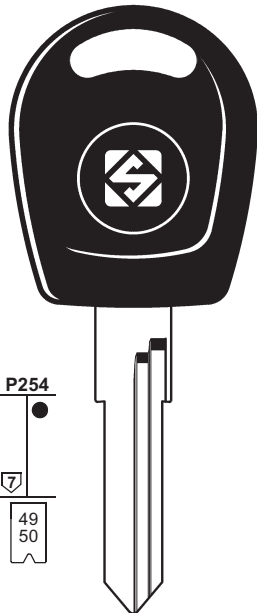




 
VAC102T32
..... A/Z 0/9 1-4092
..... A/Z 0/9 5001-9092
..... A/Z 0/9 1-4092
..... A/Z 0/9 5001-9092

VACHETTE - VALEO

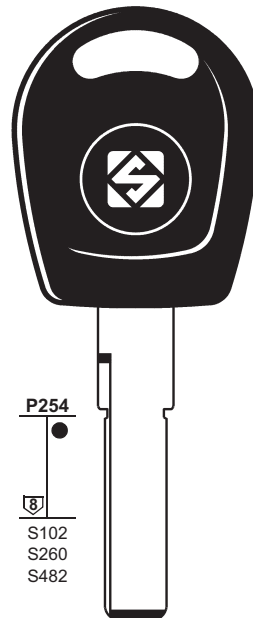
PER: 
FOR:

SEAT





 
HU49T5
AH
1-8154
1001-9282



WITTE
VOLKSWAGEN BRASIL



 
HU66T5
..... 1-2000
WITTE











 
HU66T28
..... 1-2000
1ATS 00001-17850

 
HU66T23
..... 1-2000

 
HU66T15
..... 1-2000
1ATS 00001-17850

 
HU66T10
..... 1-2000

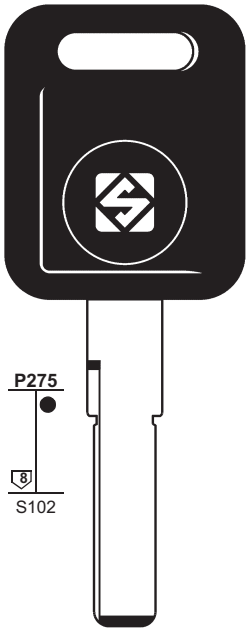
 
HU66T6
..... 1-2000

1	2	2a	3	6	42	12	27	28	29
	FROM 1995 	TO 2010 	SILCA REF.  Ref.	TRANSP. TYPE 	ID 	STP 		 SDD	 SBB
RENAULT									
AVANTIME	2002		NE73T16	TEX / CR	60		4_00	00	00
CLIO	2001			PH / CR2	46		4_00	00	00
KANGOO	2001			PH / CR2	46		4_00	00	00
LAGUNA	2001		SMART KEY	PH / CR2	46		15_02	00	00
MASTER	2002	2007		PH / CR2	46		15_02	00	00
MEGANE	1998	2000	NE73T8	TEX / CR	64		4_00	00	00
MEGANE	2001	2003	NE73T16	TEX / CR	60		4_00	00	00
MEGANE[CAN]	2003		SMART KEY	PH / CR2	46		12_00	00	00
MODUS	2004			PH / CR2	46		19_01	00	00
TWINGO	2002			PH / CR2	46		4_00	00	00
RENAULT-DACIA									
LOGAN	2006		VAC102T32	PH / CR2	46		28_01	00	00
SANDERO	2008			PH / CR2	46		28_01	00	00
SYMBOL	2010			PH / CR2	46		28_01	00	00
SAAB USA (CAN)									
9-7 (USA)	2006	2008		MEG	13		31_00	00+16	00
SATURN (CAN)									
AURA	2007	2009		PH / CR2	46		31_00	00+16	00
OUTLOOK	2007	2009		PH / CR2	46		31_00	00+16	00
RELAY	2005	2007		MEG	13		31_00	00+16	00
SKY	2007	2009		PH / CR2	46		31_00	00+16	00
VUE	2007	2009		PH / CR2	46		31_00	00+16	00
SEAT									
ALHAMBRA	1996	1998	HU66T5	PH	33	S-V	1_00	00-01	00-01
ALHAMBRA	1998	2000	HU66T10	PH / CR	42		1_00	00	00
ALHAMBRA	2000		HU66T28	PH / CR	4W		1_00	00	00
ALHAMBRA	2000		HU66T15	PH / CR	4W		1_00	00	00
ALTEA XL[CAN]	2006	2006	HU66T23	MEG / CR	A3		22_01	00	00
ALTEA[CAN]	2004	2006	HU66T23	MEG / CR	A3		22_01	00	00
AROSA	1997	1999	HU66T5	PH	33	S-V	1_00	00	00
AROSA	1999	2001	HU66T10	PH / CR	42		1_00	00	00
AROSA	2001	2005	HU66T28	PH / CR	4W		1_02	00	00
AROSA	2001	2005	HU66T15	PH / CR	4W		1_02	00	00
CORDOBA	1995	1998	HU49T5	PH	33	S-V	1_00	00-01	00-01
CORDOBA	1999	2002	HU66T10	PH / CR	42		1_00	00	00
CORDOBA	2002		HU66T6	MEG / CR	48		23_02	00	00
IBIZA	1995	1998	HU49T5	PH	33	S-V	1_00	00-01	00-01
IBIZA	1998	2002	HU66T10	PH / CR	42		1_00	00	00
IBIZA	2002		HU66T6	MEG / CR	48		2_00	00	00
INCA	1996	1998	HU49T5	PH	33	S-V	1_00	00-01	00-01
INCA	1998	2000	HU66T10	PH / CR	42		10_09	00	00
INCA	2000	2003	HU66T28	PH / CR	4W		10_09	00	00
INCA	2000	2003	HU66T15	PH / CR	4W		10_09	00	00
LEON	2000	2005	HU66T6	MEG / CR	48		1_00	00	00
LEON[CAN]	2005	2006	HU66T23	MEG / CR	A3		22_01	00	00
MARBELLA	1997	1998	HU49T5	TEMIC	11	T-F	1_00	00-01	00-01
TOLEDO	1995	1999	HU49T5	PH	33	S-V	1_00	00-01	00-01
TOLEDO	1997	1999	HU66T5	MEG	13		1_00	00	00
TOLEDO	2000	2004	HU66T6	MEG / CR	48		1_00	00	00
TOLEDO[CAN]	2005	2006	HU66T23	MEG / CR	A3		22_01	00	00

PER: 
FOR:

SKODA

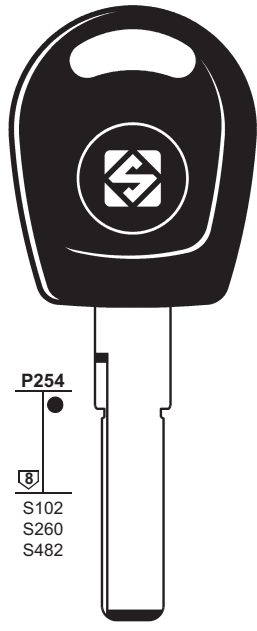
SUBARU




 
HU66AT5
..... 1-2000
1ATS00001-17850

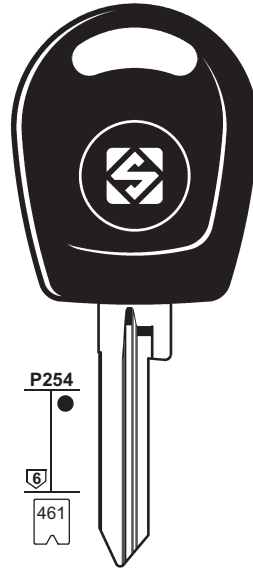
 
HU66AT6
..... 1-2000
1ATS00001-17850

WITTE



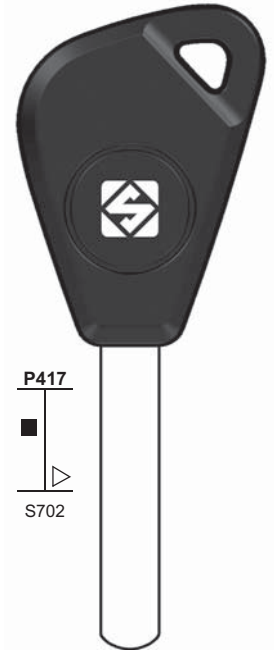
 
HU66T6
..... 1-2000

 
HU66T26
1ATS 00001-17850



 
SK22RT1
4AE 1-2780

FAB - HUF



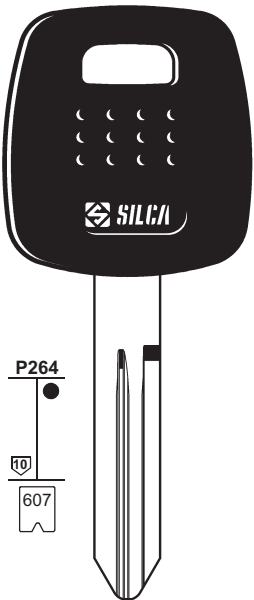
 
DAT17T21
T 1-3000

NISSAN

PER: 
FOR:

SUBARU

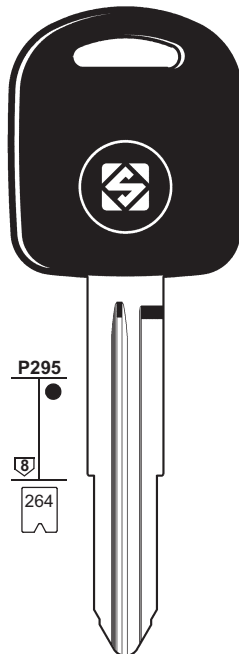
SUZUKI



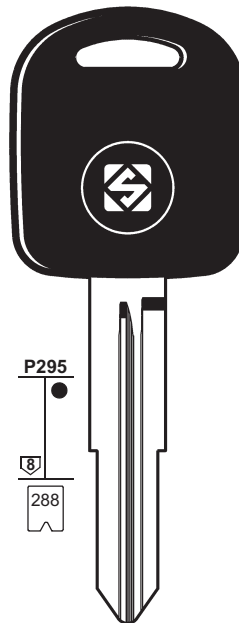
 
NSN14T13
..... 1-22185
..... 30001-37850



 
NSN19T21
..... 1-22185
..... 30001-37850

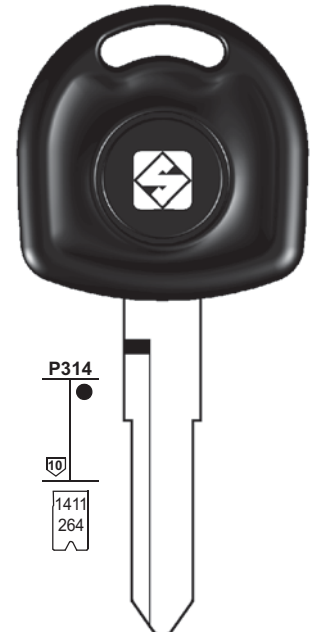




 
SZ12T4
U 1-2000





 
SZ11RT4
.....
18100-19299

 
SZ11RT18
..... 18100-19299
..... 19300-19617

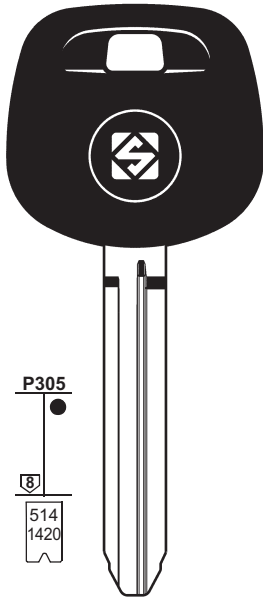


 
HU87RT9
.....
50001-51308
U 1-2000

 
HU87RT18
.....
50001-51308
U 1-2000

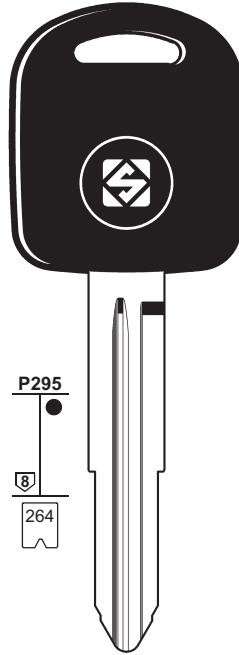
PER: 
FOR:

SUZUKI



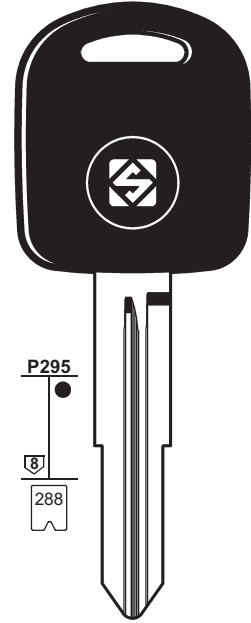
P305
●
8
514
1420


TOY43AT18
.....
10001-15000
50000-59999
60000-69999



P295
●
8
264


SZ12T4
U 1-2000



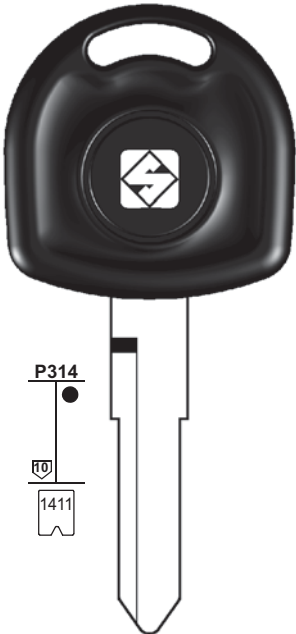
P295
●
8
288


SZ11RT4
.....
18100-19299

PER: 
FOR:

SUZUKI

TOYOTA USA




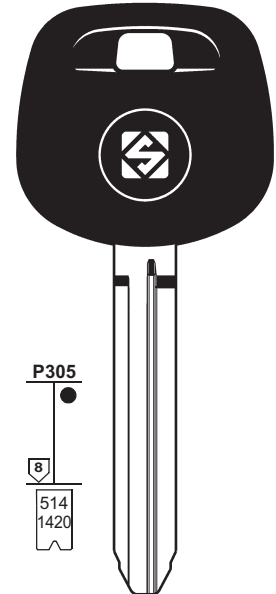
P314
●
10
1411


HU87RT9
.....
50001-51308




P361
●
8 10
264
1411


HU133RT14
..... 50001-51308
U 1-2000










P305
●
8
514
1420


TOY43AT4
.....
10001-15000
50000-59999
60000-69999

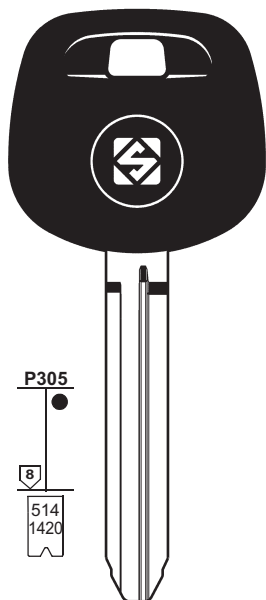

TOY43AT31
.....
10001-15000
50000-59999
60000-69999


SUZUKI


1	2	2a	3	6	42	12	27	28	29
	FROM 1995 	TO 2010 	SILCA REF.  Ref.	TRANSP. TYPE 	ID 	STP 		 SDD	 SBB
SUZUKI									
LIANA	2001	2003	TOY43AT18	TEX / CR	65		18_01	00	00
SWIFT	1996	2004	SZ12T4	TEXAS	4C		18_01	00	00
SWIFT	1996	2004	SZ11RT4	TEXAS	4C		18_01	00	00
SWIFT	2005		HU133RT14	PH / CR2	46		19_01	00	00
SWIFT[D]	2005		HU133RT14	PH / CR2	46		19_01	00	00
VITARA	1996	2002	SZ12T4	TEXAS	4C		18_01	00	00
VITARA	1996	2002	SZ11RT4	TEXAS	4C		18_01	00	00
VITARA	2002	2008		PH / CR2	46		18_01	00	00
WAGON R	1998	2000	SZ11RT4	TEXAS	4C		18_01	00	00
WAGON R	2000		HU87RT9	PH / CR	40		18_01	00	00
WAGON R[D]	1998	2000	SZ11RT4	TEXAS	4C		18_01	00	00
WAGON R[D]	2000		HU87RT9	PH / CR	40		18_01	00	00
SUZUKI USA (CAN)									
XL-7	2007	2009		PH / CR2	46		31_00	00+16	00
TOYOTA (PSA)									
AYGO	2005			TEX / CR	70		20_00	00	00
C1	2005			TEX / CR	70		20_00	00	00
YARIS	2005			TEX / CR	70		20_02	00	00
107	2005			TEX / CR	70		20_00	00	00
TOYOTA USA									
AVALON[CAN]	2007	2008	TOY43AT31	TEX / CR	67		23_03	00	00
CAMRY[CAN]	2007	2008	TOY43AT31	TEX / CR	67		21_01	00	00
CAMRY[TYPE 1]	2002	2004	TOY43AT4	TEXAS	4C		15_00	00	00
CAMRY[TYPE 1]	2002	2004	TOY43AT4	TEXAS	4C		15_00	00	00
CAMRY[TYPE 2]	2003	2006	TOY43AT31	TEX / CR	67		15_00	00	00
COROLLA	2005	2008	TOY43AT31	TEX / CR	67		15_00	00	00
COROLLA[CAN]	2009		TOY43AT31	TEX / CR	67		23_03	00	00
FJ CRUISER	2007	2008	TOY43AT31	TEX / CR	67		23_03	00	00
FJ CRUISER[CAN]	2008	2009	TOY43AT31	TEX / CR	67		28_00	00	00
HIGHLANDER	2001	2003	TOY43AT4	TEXAS	4C		15_00	00	00
HIGHLANDER	2001	2003	TOY43AT4	TEXAS	4C		15_00	00	00
HIGHLANDER	2004	2007	TOY43AT31	TEX / CR	67		15_00	00	00
HIGHLANDER[CAN]	2008		TOY43AT31	TEX / CR	67		23_03	00	00
HILUX[CAN]	2004	2009	TOY43AT31	TEX / CR	67		28_00	00	00
LAND CRUISER	2001	2002	TOY43AT4	TEXAS	4C		15_00	00	00
LAND CRUISER	2001	2002	TOY43AT4	TEXAS	4C		15_00	00	00
LAND CRUISER	2003	2006	TOY43AT31	TEX / CR	67		15_00	00	00
MATRIX	2005	2007	TOY43AT31	TEX / CR	67		15_00	00	00
PRADO	2006		TOY43AT31	TEX / CR	67		28_00	00	00
PRIUS	2004	2008	TOY43AT31	TEX / CR	67		15_00	00	00
RAV 4	2006		TOY43AT31	TEX / CR	67		23_03	00	00
RAV 4[CAN]	2006	2008	TOY43AT31	TEX / CR	67		23_03	00	00
SEQUOIA	2001	2002	TOY43AT4	TEXAS	4C		15_00	00	00
SEQUOIA	2001	2002	TOY43AT4	TEXAS	4C		15_00	00	00
SEQUOIA[CAN]	2008		TOY43AT31	TEX / CR	67		23_03	00	00
SIENNA	2004	2007	TOY43AT31	TEX / CR	67		15_00	00	00
SOLARA	2002	2003	TOY43AT4	TEXAS	4C		15_00	00	00

PER: 
FOR:

TOYOTA USA

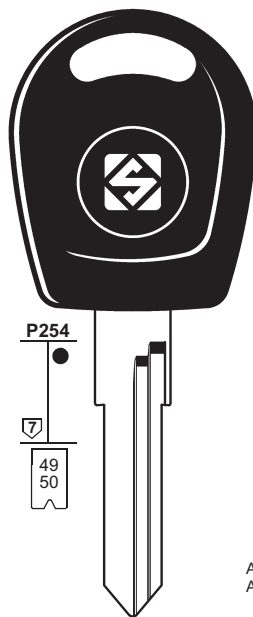




TOY43AT4
.....
10001-15000
50000-59999
60000-69999


TOY43AT31
.....
10001-15000
50000-59999
60000-69999

SUZUKI

VOLKSWAGEN

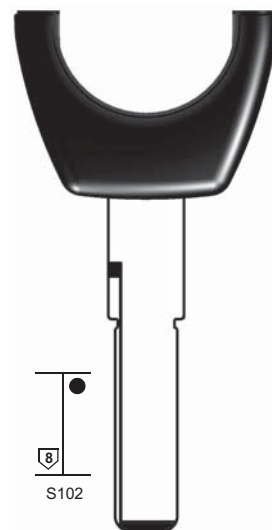



HU49T5
AH 1-8154
AH 1001-9282


HU70T6
AH 1-8154
AH 1001-9282


HU49RT6
AH 1-8154
AH 1001-9282


HU49T10
AH 1-8154
AH 1001-9282




HU66CT5
..... 1-2000

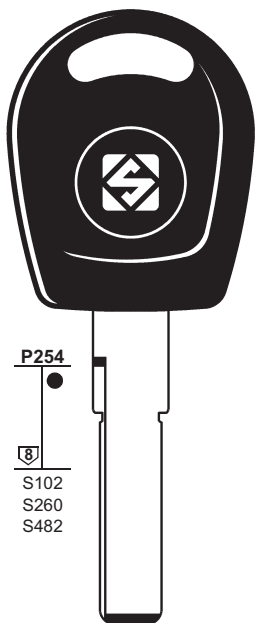

HU66CT6
..... 1-2000


WITTE


WITTE


PER: 
FOR:

VOLKSWAGEN




HU66T28
..... 1-2000
1ATS 00001-17850

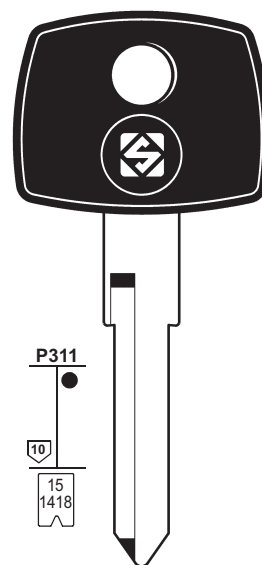

HU66T24
..... 1-2000
1ATS 00001-17850

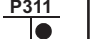

HU66T15
..... 1-2000
1ATS 00001-17850


HU66T5
..... 1-2000
WITTE












HU66T10
..... 1-2000


HU66T6
..... 1-2000



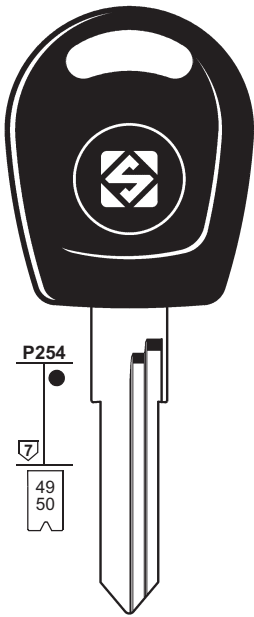

YM15T5
.. NF .. 1-99 .. 1-99
HM 1-1200
HM 2501-3500
HM 4001-7350
HM 6001-7109
NF 1-1200
NM 2501-3500

YMOS


1	2	2a	3	6	42	12	27	28	29
	FROM 1995 	TO 2010 	SILCA REF.  Ref.	TRANSP. TYPE 	ID 	STP 		 SDD	 SBB
TOYOTA USA									
SOLARA	2002	2003	TOY43AT4	TEXAS	4C		15_00	00	00
SOLARA	2004	2006	TOY43AT31	TEX / CR	67		15_00	00	00
TACOMA	2005	2008	TOY43AT31	TEX / CR	67		23_03	00	00
TUNDRA[CAN]	2007	2008	TOY43AT31	TEX / CR	67		23_03	00	00
YARIS	2007		TOY43AT31	TEX / CR	67		23_03	00	00
4RUNNER	2001	2002	TOY43AT4	TEXAS	4C		15_00	00	00
4RUNNER	2001	2002	TOY43AT4	TEXAS	4C		15_00	00	00
4RUNNER	2003	2007	TOY43AT31	TEX / CR	67		15_00	00	00
VOLKSWAGEN									
BEETLE	1998	2004	HU66T6	MEG / CR	48		1_00	00	00
BORA	1998	2004	HU66T6	MEG / CR	48		1_00	00	00
CADDY	1995	1999	HU49T5	PH	33	S-V	1_00	00-01	00-01
CADDY	1998	2004	HU49T10	PH / CR	42		1_00	00	00
CADDY[CAN]	2005	2006	HU66T24	MEG / CR	A1		22_01	00	00
CROSS GOLF[CAN]	2006	2006	HU66T24	MEG / CR	A1		22_01	00	00
EOS[CAN]	2006	2006	HU66T24	MEG / CR	A1		22_01	00	00
EURO VAN	2000	2004	HU66T6	MEG / CR	48		8_01	00	00
FOX	2005		HU66T6	MEG / CR	48		23_02	00	00
GOLF	1995	1998	HU49T5	PH	33	S-V	1_00	00-01	00-01
GOLF	1998	2004	HU66T6	MEG / CR	48		1_00	00	00
GOLF CABRIO	1995	1998	HU49T5	PH	33	S-V	1_00	00-01	00-01
GOLF CABRIO	1998	2000	HU66T10	PH / CR	42		1_00	00	00
GOLF CABRIO	2000	2004	HU66T15	PH / CR	4W		1_00	00	00
GOLF CABRIO	2000	2004	HU66T28	PH / CR	4W		1_00	00	00
GOLF CABRIO[CAN]	2004	2006	HU66T24	MEG / CR	A1		22_01	00	00
GOLF[CAN]	2004	2006	HU66T24	MEG / CR	A1		22_01	00	00
INDIVIDUAL[CAN]	2004	2006	HU66T24	MEG / CR	A1		22_01	00	00
JETTA	2000	2004	HU66T6	MEG / CR	48		1_00	00	00
JETTA[CAN]	2006	2006	HU66T24	MEG / CR	A1		22_01	00	00
LT28	2000	2004	YM15T5	TEMIC	12		1_00	00	00
LUPO	1998	2000	HU66T10	PH / CR	42		1_00	00	00
LUPO	2000	2005	HU66T15	PH / CR	4W		1_02	00	00
LUPO	2000	2005	HU66T28	PH / CR	4W		1_02	00	00
PASSAT	1995	1997	HU49T5	PH	33	S-V	1_00	00-01	00-01
PASSAT	1997	1998	HU66T5	MEG	13	Meg	1_00	00-01	00-01
PASSAT	1997	1998	HU66CT5	MEG	13	Meg	1_00	00-01	00-01
PASSAT	1998	2004	HU66CT6	MEG / CR	48		1_00	00	00
PASSAT	1998	2004	HU66T6	MEG / CR	48		1_00	00	00
POLO	1995	1998	HU49T5	PH	33	S-V	1_00	00-01	00-01
POLO	1998	2000	HU66T10	PH / CR	42		1_00	00	00
POLO	2000	2001	HU66T15	PH / CR	4W		1_00	00	00
POLO	2000	2001	HU66T28	PH / CR	4W		1_00	00	00
POLO	2001	2004	HU66T6	MEG / CR	48		1_02	00	00
SAVEIRO	1999	2004	HU70T6	MEG / CR	48		1_00	00	00
SAVEIRO	1999	2004	HU49RT6	MEG / CR	48		1_00	00	00
SHARAN	1995	1998	HU66T5	PH	33	S-V	1_00	00-01	00-01
SHARAN	1998	2000	HU66T10	PH / CR	42		1_00	00	00


PER: 
FOR:

VOLKSWAGEN

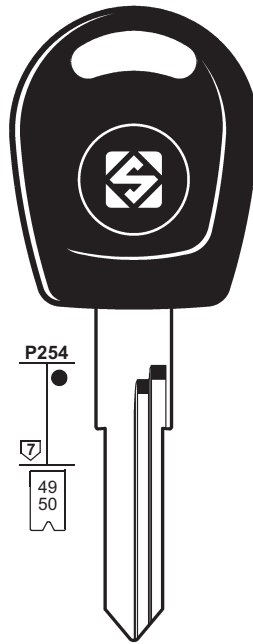


P254
49
50

 **HU49T5**
AH 1-8154
AH 1001-9282

 **HU49T10**
AH 1-8154
AH 1001-9282

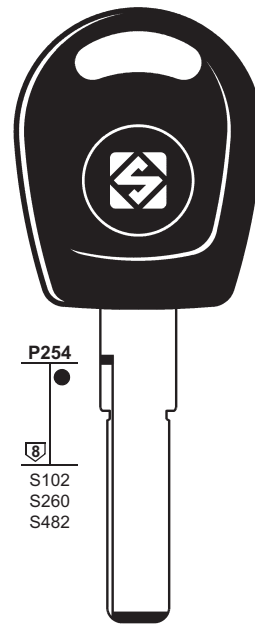
WITTE




P254
49
50

 **HU49T10X**
AH 1-8154
AH 1001-9282


WITTE



P254
S102
S260
S482

 **HU66T28**
..... 1-2000
1ATS 00001-17850

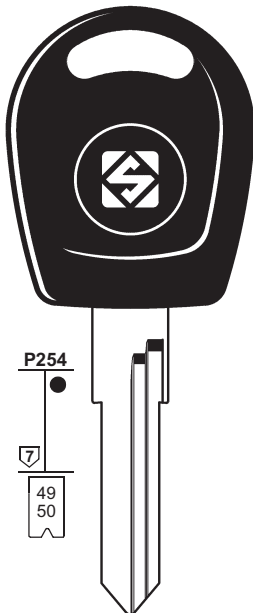
 **HU66T24**
..... 1-2000
1ATS 00001-17850

 **HU66T15**
..... 1-2000
1ATS 00001-17850

 **HU66T6**
..... 1-2000

PER: 
FOR:


VOLKSWAGEN SUD AMERICA



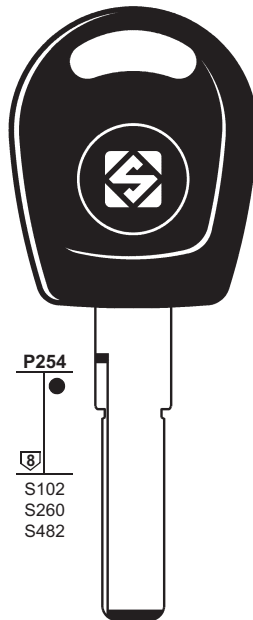
P254
49
50

 **HU49RT6**
AH 1-8154
AH 1001-9282

 **HU70T6**
AH 1-8154
AH 1001-9282

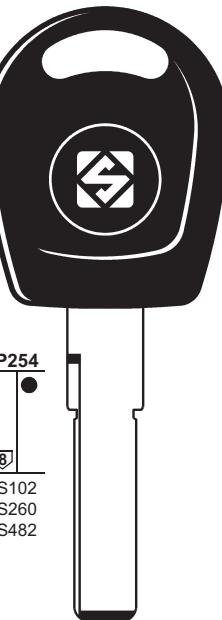
 **WT9T6**
AH 1-8154
AH 1001-9282

WITTE





P254
S102
S260
S482

 **HU66T6**
..... 1-2000



P254
S102
S260
S482

 **HU66T28**
..... 1-2000
1ATS 00001-17850

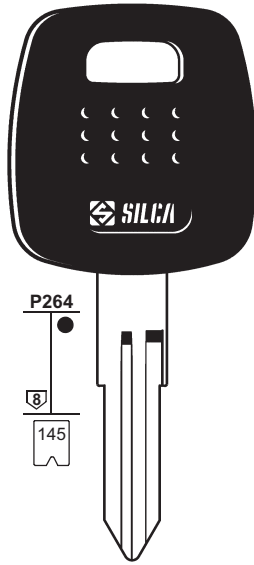
 **HU66T15**
..... 1-2000
1ATS 00001-17850

 **HU66T6**
..... 1-2000

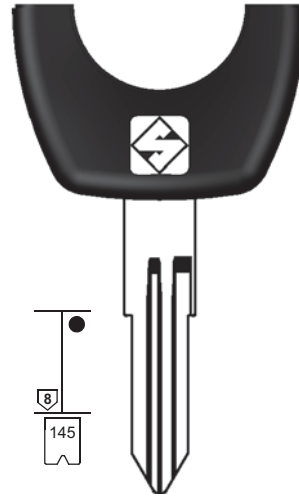
VOLKSWAGEN USA

PER: 
FOR: 

NISSAN



 
NSN11T13
X 1-8000
X 8001-9000



 
NSN11AT13
X 1-8000
X 8001-9000

VALEO

PER: 
FOR: 



SBB / SDD

Remote controls guide

Guida telecomandi









Führer für Fernbedienungen



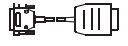









































Guide pour commandes à distance









Guía para mandos a distancia









Guia para controles remotos








SBB/SDD: REMOTE CONTROLS GUIDE LEGEND - SBB/SDD: LEGENDA GUIDA TELECOMANDI - SBB/SDD: FERNBEDIENUNGEN ERLÄUTERUNG - SBB/SDD: LÉGENDE GUIDE COMMANDES À DISTANCE - SBB/SDD: LEYENDA MANDOS A DISTANCIA SBB/SDD: LEGENDA CONTROLES REMOTOS

	<p>Make and model Marca e modello Marke und Modell Marque et modèle Marca y modelo Marca e modelo</p>
<p>FROM 1995</p> 	<p>In production from... Fabbricata dal... Hergestellt seit... Fabriquée à partir du... Fabricada desde... Fabricada desde...</p>
<p>TO 2010</p> 	<p>In production until... Fabbricata fino al... Hergestellt bis... Fabriquée jusqu'au... Fabricada hasta... Fabricada até...</p>
 <p>Ref.</p>	<p>Silca key reference Referenza chiave Silca Silca-Schlüssel-Referenz Référence clé Silca Referencia llave Silca Referência chave Silca</p>
 	<p>Memorization of key in central immobilizer system by SBB/SDD; "1.00" = version for release of database (initial).</p> <p>Memorizzazione della chiave nella centralina immobilizer tramite SBB/SDD; "1.00" = versione rilascio del database (iniziale).</p> <p>Speicherung des Schlüssels in der Steuerzentrale der Wegfahrsperrung durch SBB/SDD; "1.00" = Ursprüngliche Version der Datenbasis.</p> <p>Mise en mémoire des clés dans le central immobiliseur par SBB/SDD; "1.00" = version délivrance de la base de données (initiale).</p> <p>Memorización de la llave en la centralita immobilizer por medio de SBB/SDD; "1.00" = versión de expedición del database (inicial).</p> <p>Memorização da chave na central do sistema de imobilização por meio de SBB/SDD; "1.00" = versão com emissão da base de dados (inicial).</p>
 <p>SBB</p>  <p>SDD</p>	<p>Type of cable used to connect SBB/SDD with the vehicle. Note: OBD II is the world standard for connections to vehicle centralized systems. From 1st January 2001 all new petrol vehicles must be equipped with OBD II connection plugs, whereas for diesel vehicles obligation will start from 2003.</p> <p>Tipo di cavo da utilizzare per il collegamento tra SBB/SDD e la vettura. Nota: OBD II è lo standard mondiale di connessione alla centralina auto. A partire dal primo Gennaio 2001 tutte le vetture a benzina di nuova produzione dovranno essere equipaggiate con OBD II, per tutte le vetture diesel l'obbligo dovrebbe partire dal 2003.</p>

 <p>SBB</p>	<p>Kabelart zur Verbindung zwischen SBB/SDD und Fahrzeug. Anmerkung: OBD II ist der Weltstandard für den Anschluss zur Steuerungsbüchse des Wagens. Ab dem 1. Januar 2001 müssen alle Benzinfahrzeuge neuer Produktion mit einer Anschluss-Steckdose OBD II ausgestattet werden, bei Dieselfahrzeugen sollte das ab 2003 obligatorisch werden.</p> <p>Câble à utiliser pour raccorder SBB/SDD au véhicule. Remarque: OBD II est la connexion à l'unité de contrôle normalisée dans le monde. A partir du 1er janvier 2001, toutes les nouvelles voitures à essence devront être dotées de prise OBD II, et en principe à partir de 2003 pour les voitures au diesel.</p>																														
 <p>SDD</p>	<p>Tipo de cable a utilizar para la conexión entre SBB/SDD y el vehículo. Nota: OBD II es el estándar mundial de conexión a la centralita vehículo. A partir del 1 de enero de 2001 todos los vehículos de gasolina de nueva producción han sido equipados con toma de conexión OBD II. A partir del año 2003 es obligatorio también para los vehículos diesel.</p> <p>Tipo de cabo a utilizar para a ligação entre SBB/SDD e o veículo. Atenção: o OBD II é o padrão mundial de ligação à central do carro. A partir do dia 1 de Janeiro de 2001 todos os veículos a gasolina de nova produção deviam estar equipados com OBD II, para todos os veículos diesel a obrigação começou em 2003.</p>																														
<table border="1"> <thead> <tr> <th>USE</th> <th>CABLE</th> </tr> </thead> <tbody> <tr> <td>OBD II</td> <td>00 </td> </tr> <tr> <td>VAG (models <1997)</td> <td>01 </td> </tr> <tr> <td>OPEL (models <1997)</td> <td>02 </td> </tr> <tr> <td>FORD OBD II</td> <td>03 </td> </tr> <tr> <td>NISSAN (models <2000)</td> <td>05 </td> </tr> <tr> <td>FORD (models <1996)</td> <td>06 </td> </tr> <tr> <td>NISSAN Adapter (some models 1997-1999)</td> <td>07 </td> </tr> <tr> <td>MITSUBISHI Adapter</td> <td>08 </td> </tr> <tr> <td>CHRYSLER OBD II</td> <td>09 </td> </tr> <tr> <td>KIA Adapter (models <2000)</td> <td>10 </td> </tr> <tr> <td>POWER ADAPTER</td> <td>11 </td> </tr> <tr> <td>CHRYSLER CCD Adapter</td> <td>13 </td> </tr> <tr> <td>DAEWOO Adapter</td> <td>15 </td> </tr> <tr> <td>CHEVROLET SWC Adapter</td> <td>16 </td> </tr> </tbody> </table>		USE	CABLE	OBD II	00 	VAG (models <1997)	01 	OPEL (models <1997)	02 	FORD OBD II	03 	NISSAN (models <2000)	05 	FORD (models <1996)	06 	NISSAN Adapter (some models 1997-1999)	07 	MITSUBISHI Adapter	08 	CHRYSLER OBD II	09 	KIA Adapter (models <2000)	10 	POWER ADAPTER	11 	CHRYSLER CCD Adapter	13 	DAEWOO Adapter	15 	CHEVROLET SWC Adapter	16 
USE	CABLE																														
OBD II	00 																														
VAG (models <1997)	01 																														
OPEL (models <1997)	02 																														
FORD OBD II	03 																														
NISSAN (models <2000)	05 																														
FORD (models <1996)	06 																														
NISSAN Adapter (some models 1997-1999)	07 																														
MITSUBISHI Adapter	08 																														
CHRYSLER OBD II	09 																														
KIA Adapter (models <2000)	10 																														
POWER ADAPTER	11 																														
CHRYSLER CCD Adapter	13 																														
DAEWOO Adapter	15 																														
CHEVROLET SWC Adapter	16 																														

1	2	2A	3	39	35	35/B
 	FROM 1995 	TO 2010 	SILCA REF.  Ref.		 SBB	 SDD
ALFA ROMEO						
156	1998			19_01	00	00
156 SPORT WAGON	2000			19_01	00	00
166	1998			19_01	00	00
BUICK						
CENTURY	2000			10_02	00	09
LESABRE	2000	2004		10_02	00	09
PARK AVENUE	2000	2003		10_02	00	09
PARK AVENUE	2004			19_02	00	09
PARK AVE. ULT	2000	2003		10_09	00	09
CADILLAC						
CATERA	1997	1999		10_02	00	09
CTS	2003	2005		10_09	00	09
DEVILLE	1998	2004		10_09	00	09
DEVILLE CONCOURS	1998	1999		10_09	00	09
DEVILLE DE ELEG	1998	1999		10_09	00	09
DEVILLE DHS	2000	2004		10_09	00	09
DEVILLE DTS	2000	2004		10_09	00	09
ELDORADO	1998	2002		10_09	00	09
ELDORADO TOUR.	1998	2002		10_09	00	09
SEVILLE SLS	1998	2003		10_02	00	09
SEVILLE STS	1998	2003		10_02	00	09
CHEVROLET SUD AMERICA						
CAPTIVA	2008			28_01	00	00
CORSA	2000			28_01	00	00
MERIVA	2002			28_01	00	00
CHEVROLET USA						
AVALANCHE	2001			10_02	00	00
MALIBU	2001	2004		10_09	00	09
MONTECARLO	2000			10_02	00	00
VENTURE	1999			10_02	00	00
CHEVROLET						
CIRRUS	1999	2004		10_02	00	09
CIRRUS CONV	2001	2004		10_02	00	09
CIRRUS SEDAN	2001	2004		10_02	00	09
CONCORDE	1998	2001		10_05	00	09
LHS	1998	2004		10_02	00	09
NEW YORKER	1998	2001		10_02	00	09
PT CRUISER	2000	2004		10_05	00	09
PT CRUISER LE	2001	2004		10_05	00	09
SEBRING 4 Dr.	2001	2004		10_05	00	09
TOWN & COUNTRY	2001	2003		10_02	00	09
VISION	1998	2003		10_02	00	09
VOYAGER	1998	2003		10_02	00	09
VOYAGER [CCD]	1998	2003		18_00	00	00+13
300M	1999	2004		10_02	00	09
DODGE						
CARAVAN LE,SE	2001	2003		10_02	00	09

1	2	2A	3	39	35	35/B
 	FROM  1995	TO  2010	SILCA REF.  Ref.		 SBB	 SDD
DODGE						
CARAVAN LE,SE	2001	2003		10_02	00	09
CARAVAN GRAND	2001	2003		10_02	00	09
CARAVAN GRAND	2001	2003		10_02	00	09
DAKOTA	2001	2004		10_02	00	09
DURANGO	2001	2003		10_02	00	09
INTREPID	1998	2004		10_05	00	09
INTREPID ES	2001	2004		10_05	00	09
INTREPID SED.	2001	2004		10_05	00	09
INTREPID SED.	2001	2004		10_05	00	09
INTREPID ES	2001	2004		10_05	00	09
NEON	1998	2004		10_02	00	09
RAM	2002	2002		10_02	00	09
RAM	2002	2002		10_02	00	09
RAM	2002			19_02	00	09
RAM	2002			19_02	00	09
STRATUS 2 Dr.	2001	2002		19_02	00	09
STRATUS 4 Dr.	1999	2004		10_02	00	09
EAGLE						
VISION	1998			10_02	00	09
FIAT						
DUCATO[RST]	1998			19_01	00	00
MULTIPLA	2002			19_01	00	00
HYUNDAI						
TUCSON	2005			20_00	00	00
JEEP						
CHEROKEE	1998	2004		10_02	00	09
CJ5,CJ7	1999	2004		10_02	00	09
G. CHEROKEE	1999	2004		10_02	00	09
LIBERTY	2001	2004		10_02	00	09
WRANGLER	1998	2004		10_02	00	09
KIA						
SPORTAGE	2005			20_00	00	00
SPORTAGE	2005			20_00	00	00
KIA USA						
AMANTI	2004			21_01	00	00
OPIRUS	2004			21_01	00	00
LANCIA						
LYBRA	1999			19_01	00	00
LAND ROVER						
DEFENDER	1998	2000		16_01	00	00
DISCOVERY	1996	2000		16_01	00	00
FREELANDER	1998	2003		16_01	00	00
FREELANDER	2003			16_01	00	00
LVX	2000	2000		16_01	00	00
LEXUS						
ES300	2002	2003		15_00	00	00
ES330	2002	2003		15_00	00	00

1	2	2A	3	39	35	35/B
	FROM 	TO 	SILCA REF. 			
LEXUS						
GS300	2002	2005		15_00	00	00
GS430	2001	2005		15_00	00	00
GX470	2003	2005		15_00	00	00
IS300	2002	2005		15_00	00	00
LS430	2001	2003		15_00	00	00
LX470	2001	2002		15_00	00	00
LX470	2003	2005		15_00	00	00
RX330	2004	2005		15_00	00	00
SC430	2002	2005		15_00	00	00
NISSAN						
MICRA	2003			20_00	00	00
NOTE	2006			20_00	00	00
NISSAN USA						
ARMADA	2008	2008		23_03	00	00
MAXIMA	2008	2008		23_03	00	00
MURANO	2005	2008		23_03	00	00
PATHFINDER	2007	2008		23_03	00	00
ROGUE	2007	2008		23_03	00	00
SENTRA	2007	2008		23_03	00	00
VERSA	2007	2008		23_03	00	00
OLDSMOBILE						
ALERO	2001	2003		10_09	00	09
AURORA	2000	2003		10_02	00	09
SILHOUETTE	1999			10_02	00	00
OPEL-VAUXHALL						
AGILA	2000			13_00	00	00
ASTRA	1995	1998		10_07	00-02	00-02
ASTRA [ATW]	1995	1998		18_01	00-02	00-02
ASTRA	1998			10_07	00	00
ASTRA [ATW]	1998			18_01	00	00
CORSA	2000			10_07	00	00
CORSA [ATW]	2000			12_01	00	00
FRONTERA	1996	2002		10_07	00-02	00-02
MERIVA	2002	2004		10_07	00	00
MERIVA [ATW]	2002			12_01	00	00
OMEGA	1995	1999		10_07	00-02	00-02
OMEGA [ATW]	1995	1999		12_01	00-02	00-02
SIGNUM [CAN]	2003			10_09	00	00
VECTRA	1998	1999		10_07	00	00
VECTRA [ATW]	1998	1999		12_01	00	00
VECTRA [CAN]	2004			10_09	00	00
ZAFIRA	1999			10_07	00	00
ZAFIRA [ATW]	1999			12_01	00	00
PONTIAC						
AZTEK	2001			10_02	00	09
BONNEVILLE	2000	2003		10_02	00	09
GRAND AM	2002	2003		10_09	00	09



Indexes
Indici
Index
Index
Indices
Índices



VEHICLE KEYS INDEX - INDICE CHIAVI VEICOLI - FAHRZEUGSCHLÜSSEL INDEX - INDEX CLÉS POUR VÉHICULES - INDICE LLAVES PARA VEHÍCULOS - ÍNDICE CHAVES PARA VEÍCULOS

Ref.	Page
A	
AB57AP ●	3
AB64RAP	3
AB65RAP	3
AB82RAP ●	3
ABS2R	3
ASS96P	3
ASS96RP	3
AX1P	3
AX1RP	3
AX4RP	3
B	
B97-PT	13
B97-PT5	13
B98-PT	13
B98-PT5	13
B99-PT	13
B99-PT5	13
B100-PT	13
B100-PT5	13
B103-PT	14
B103-PT5	14
B104-PT	14
B104-PT5	14
B111-PT ●	14
BAJ1RP ●	4
BAS3RP	4
BAS5R	4
BHA1	4
BUR19	4
C	
CG1P	4
CG2RP	4
CTR1R	4
CY24	6
CY24BP	6
CY24EH2 ●	7
CY24EHP ●	7
D	
DAT17	43
DAT17EH2	43
DAT17T13	43
DAT17T21 ●	43
DH4REH2	7
DH4RT4	7
DH5REH2	8
DH5RP	7
DH5RT4	8
DLM1P ●	7
DWO4CT6 ●	5
DWO4R	5
DWO4RAP	5
DWO4REH2	5
DWO4RT5	5
DWO4RT6	5
DWO5	5
DWO5AP	5
DWO5EH2 ●	5
DWO5EHP ●	5
DWO5R	5

Ref.	Page
DWO5RAP	5
DWO5RT5	5
DWO5T5	5
DWO5T6	5
DWO6BT5	5
DWO6BT6	5
DWO7BP	6
F	
FH24R	12
FO10EH2 ●	10
FO10T7 ●	10
FO19EH2	9
FO21AP	8
FO21EH2	9
FO21T3	9
FO21T3M	9
FO21T7	9
FO21T17	9
FO22R	10
FO22RP	10
FO26EH2	11
FO26T3	11
FO35	10
FO37R	10
FO38REH2	11
FO38RT17 ●	11
FO38RT3	11
FO39	11
FO39CP	11
FO40R	11
FO40RBP	11
FO41	8
G	
GM15T5	12
GM39	13
GM39EP	13
GM40	13
GM40EP	13
GM41	12
GM44RP	12
GM45EHP ●	14
GM45FP	14
GM45T	14
GM9U15	12
GT5U2	8
GT10BT5	50
GT10EHP ●	50
GT15RAT5	51
GT15RBT5	51
GT15RCP	50
GT15RCT5	51
GT15RDP	59
GT15RDT5	59
GT15RT2	51
GT16T2	50
GT18RT5	51
GT20RDP	59
H	
H74-PT	12
H82-PT	12

Ref.	Page
H86-PT	12
HD107-PT5	15
HI1 ●	14
HON42R ●	15
HON42RAP ●	15
HON58REHP ●	15
HON58RT5	15
HON58RT6	15
HON63FP	16
HON64	17
HON64BP	17
HON64R	17
HON64RBP	17
HON65RT6	15
HON66EHP ●	16
HON66GP	16
HON66T5	16
HON66T6	16
HON66T14	16
HON66T27 ●	16
HON68BP	17
HON68RBP	17
HON70EHP ●	16
HON70T14 ●	16
HOV01T5	16
HU39	17
HU39T	17
HU43AT9	18
HU43EHP ●	18
HU43T	17
HU43T2	18
HU43T9	18
HU43TA ●	17
HU43TGM	17
HU46AT5	6
HU46AT9	18
HU46AT12	18
HU46BT12	18
HU46T2	18
HU46T9	18
HU46T12	18
HU49AT5	19
HU49EP	19
HU49RCP	19
HU49REP	19
HU49RT6	19
HU49T5	19
HU49T10	19
HU49T10X	19
HU49T28 ●	19
HU56RAT2	20
HU56REHP ●	20
HU56RT2	20
HU56RT30 ●	20
HU64T	20
HU66AT5	21, 42
HU66AT6	21
HU66BT1	9, 21
HU66BT15	9, 21
HU66BT28 ●	9, 21
HU66CT5	21
HU66CT6	21
HU66DT5	21
HU66EHP ●	21
HU66P	21
HU66T5	21

● = New key blanks / Chiavi nuove / Neuer Schlüssel / Clés nouveaux / Llaves nuevas / Chaves novas



Ref.	Page
HU66T6	21
HU66T10	21
HU66T15	21
HU66T23 ●	21
HU66T24 ●	21
HU66T26 ●	21
HU66T28 ●	21
HU70EP	19
HU70T6	19
HU71EH2 ●	22
HU71P	22
HU72RP	22
HU74T	22
HU75T	20
HU81T ●	20
HU83EHP ●	23
HU83T	23, 54
HU83T5	23
HU83T14	55
HU87REH2	23
HU87RT5	23
HU87RT9	23
HU87RT12	23
HU87RT18	23
HU92RP	23
HU97T ●	26
HU100AT12	24
HU100BT12	25
HU100EHP ●	25
HU100T	24
HU100T12	24
HU101AP	25
HU101EH2	25
HU101EHP ●	25
HU101T	26
HU101T17	25
HU101T20	25
HU103T ●	20
HU107T ●	23, 54
HU109FP	22
HU111	18
HU129BP ●	19
HU133REHP ●	24
HU133RT12 ●	24
HU133RT14 ●	24
HY11R	14
HYN6EH2	27
HYN6EHP ●	27
HYN6T4	27
HYN6T14 ●	27
HYN7R	26
HYN7RAP	26
HYN7REH2	27
HYN7REHP ●	27
HYN7RT4	27
HYN7RT14 ●	27
HYN8R	26
HYN9P	26
HYN10	27
HYN10BP	27
HYN10EH2	27
HYN10EHP ●	27
HYN10T4	27
HYN11	28
HYN11CP	28
HYN12CP	28

Ref.	Page
HYN12EH2	28
HYN12T4	28
HYN13BP	28
HYN14EHP ●	29
HYN14REHP ●	29
HYN14RT14 ●	28
HYN14T14 ●	28
HYN15EHP ●	29
HYN15T14 ●	29
I	
ISU5 ●	29
K	
KIA1R	30
KIA1RAP	30
KIA1RP	30
KIA2R	30
KIA3AP ●	31
KIA3R	30
KIA3RAP	31
KIA3REH2	30
KIA3REHP ●	30
KIA3RT5	31
KIA3RT14 ●	31
KIA3RT16	31
KIA3T5	31
KIA4RBP	31
KIA5	31
KIA6REH2 ●	31
KIA7T14 ●	31
KOM1 ●	31
KW16CP	29
KW16EH2 ●	29
KW17T5	8
KYM1P	32
KYM1RP	32
KYM2	32
KYM2P	32
KYM2R	32
KYM2RP	32
L	
LF44	32
LM2	32
M	
MAZ13T5	33
MAZ20RT5	33
MAZ20RU6	33
MAZ24REH2	33
MAZ24REP	33
MAZ24RT5	33
MAZ24RT17	33
MAZ25R	33
MHN1 ●	32
MIT2RU11	35
MIT8EH2	34
MIT8EHP ●	34
MIT8-PT	34
MIT8T4	34
MIT8T19	34
MIT8T21 ●	34
MIT9-PT	34
MIT11REH2	34

Ref.	Page
MIT11REHP ●	34
MIT11RT4	34
MIT11RT19	34
MIT11RT21 ●	34
MIT14BT5	35
MIT14BT14	35
MIT15AP	35
MRT2RAP ●	33
N	
NE20NP	38
NE51T2	37
NE66T2	37
NE72AT5	54
NE72AT14	54
NE72AT29 ●	54
NE72EHP ●	35, 54
NE72-I	36
NE72LP	35
NE73-AI	36
NE73-BI	36
NE73-CI	36
NE73EH2	36
NE73EHP ●	36, 54
NE73-I	36
NE73T5	35
NE73T6	35
NE73T8	35
NE73T16	35
NE74T5	37
NE76AP	36
NE77RDP	37
NE77RT2	15, 37
NE78P	53
NE78T	53
NE78T5	53
NE78T14	53
NE78T29 ●	53
NE89R-CI	38
NE89REP	38
NE89RSP ●	38
NE90	37
NE92P	37
NI01T	39
NI02T	39
NSN11AT13	38
NSN11AT25 ●	38
NSN11EH2	38
NSN11T	38
NSN11T2	38
NSN11T13	38
NSN11T25 ●	38
NSN14	39
NSN14AT13	39
NSN14AT25 ●	39
NSN14CP	39
NSN14EH2	39
NSN14EHP ●	39
NSN14T	39
NSN14T5	39
NSN14T13	39
NSN14T14 ●	39
NSN14T25 ●	39
NSN15	39
NSN16R	40

● = New key blanks / Chiavi nuove / Neuer Schlüssel / Clés nouveaux / Llaves nuevas / Chaves novas



VEHICLE KEYS INDEX - INDICE CHIAVI VEICOLI - FAHRZEUGSCHLÜSSEL INDEX - INDEX CLÉS POUR VÉHICULES - INDICE LLAVES PARA VEHÍCULOS - ÍNDICE CHAVES PARA VEÍCULOS

Ref.	Page
NSN16RBP	40
NSN19	40
NSN19EH2	40
NSN19T13 ●	40
NSN19T21 ●	40
P	
PGO2P	40
PO1REH2	40
PO1RT4	40
R	
RR2	41
RR2P	41
S	
SEL1	41
SIP16T2	51
SIP18T	51
SIP22EHP ●	52
SIP22KP	51
SIP22LP	52
SIP22T5 ●	52
SIP29T ●	51
SK20RCP	42
SK22RBP	42
SK22RT1	42
SSA4 ●	42
SSA4RAP	42
SSA6RP	42
SSY1P	43
SSY2AP	43
SSY3	43
SSY3EH2	43
STH1P ●	43
STH1RP ●	43
SX9CP	41
SX9EHP ●	41
SX9GP	41
SX9T5	41
SX9T6	41
SX9T14	41
SZ8P	44
SZ11	44
SZ11EH2	44
SZ11P	44
SZ11REH2	44
SZ11REHP ●	44
SZ11RT4	44
SZ11RT5	44
SZ11RT18	44
SZ11T18	44
SZ12EH2	44
SZ12T4	44
SZ14RAP	45
SZ17REH2 ●	45
SZ18EH2 ●	45
SZ18REH2 ●	45
SZ19P ●	45
SZ19RP ●	45
SZ20P ●	45
SZ20RP ●	45
SZ21RP ●	45

Ref.	Page
T	
TAT1P	46
TAT2P ●	46
TBE1T5	46
TOY25R	46
TOY27RU9	46
TOY38RU9	46
TOY40BT4	49
TOY40EH2	49
TOY40EHP ●	49
TOY41RAT4	47
TOY41RAT5	47
TOY41REH2	47
TOY41RT4	46
TOY42AT5	47
TOY43AT4	48
TOY43AT18	48
TOY43AT31 ●	48
TOY43EH2	48
TOY43R	47
TOY43RAP ●	47
TOY43RP	47
TOY43T2	48
TOY43T3	48
TOY46REH2	48
TOY46RT3	48
TOY47EH2	49
TOY47T4	48
TOY47T16 ●	48
TOY48BT4	49
TOY48EH2	49
TOY48P	49
TOY57-PT	47
TRK1P	50
TRK2RAP	50
TRK3RBP	50
TRK4CP	50
TRK5P ●	49
V	
VA2EH2	55
VA2T14	55
VA3-I	36, 54
VA5-I ●	54
VA6EHP ●	55
VAC102-AI	52
VAC102-BI	52
VAC102-CI	52
VAC102EHP ●	53
VAC102GP	52
VAC102-I	52
VAC102T1	53
VAC102T32 ●	53
VO4RDP	26
VO11DP	26
VOL3R ●	55
W	
WAS3BP	55
WAS3RBP	55
WAS14R	55
WIK1	55
WIK1R	55

Ref.	Page
WT7CP	56
WT7FP	56
WT9T6	19
WT47T ●	56
Y	
Y160-PT	6
Y162-PT	7
Y164-PT ●	7
YAR2 ●	57
YH35	56
YH35BP ●	56
YH35R	56
YH35RAT22 ●	56
YH35REH2	57
YM15T5	22
YM27T2	58
YM28AT9	57
YM28AT12	57
YM28BT9 ●	57
YM28T2	57
YM30T5	58
YW1P ●	58
Z	
ZD10	58
ZD18	58
ZD18EP	58
ZD18R	58
ZD21P	58
ZD22RBP	59
ZD23RBP	59
ZD23RCP	59
ZD23RT5	59
ZD24RAT22 ●	57, 60
ZD24RDP	60
ZD24REH2 ●	60
ZD24REHP ●	60
ZD24RT14 ●	59
ZD24RT5	59
ZD25	60
ZD28RFP	60
ZD30T5 ●	60
ZIL1R ●	60

● = New key blanks / Chiavi nuove / Neuer Schlüssel / Clés nouveaux / Llaves nuevas / Chaves novas



Ref.	Page
B	
B97-PT	84, 92, 204, 228, 238
B97-PT5	82, 84, 92, 204, 228
B98-PT	84, 204, 228
B98-PT5	84, 204
B99-PT	84, 86, 90, 204, 226
B99-PT5	84, 86, 90, 204, 226
B100-PT	84, 86, 90, 204, 226
B100-PT5	84, 86, 90, 204, 226
B103-PT	228
B103-PT5	228
B104-PT	228
B104-PT5	228
B111-PT ●	82, 84, 86, 90, 92, 134, 144, 226, 228, 238, 252
C	
CY22	98, 226
CY22P	98, 226
CY23	98, 226
CY24	96, 98
CY24BP	96, 98
CY24EH2 ●	96, 98, 106, 160, 226
CY24EHP ●	96, 98, 106, 160, 190
D	
DAT12	244
DAT12BP	244
DAT12CP	244
DAT17EH2	242, 246
DAT17T13	246
DAT17T21 ●	242, 246
DH4R	226
DH4REH2	104
DH4RP	226
DH4RT4	104
DH5REH2	104
DH5RP	104
DH5RT4	104
DWO4CT6 ●	94
DWO4R	94
DWO4RAP	94
DWO4REH2	94
DWO4RT5	94
DWO4RT6	94, 136
DWO5AP	94
DWO5EH2 ●	94
DWO5EHP ●	94, 206
DWO5R	94
DWO5RAP	94
DWO5RT5	94
DWO5T5	94
DWO5T6	94
F	
FO6	144
FO10EH2 ●	124
FO10T7 ●	124
FO14	126
FO19EH2	174
FO21AP	120
FO21EH2	116, 118, 120, 122, 124, 126, 158, 180
FO21P	180
FO21T3	114, 120, 122, 124, 180

Ref.	Page
FO21T3M	120, 122, 124
FO21T7	116, 118, 120, 122, 124, 158
FO21T17	120, 124
FO22R	130, 132
FO22RP	130, 132
FO26EH2	128, 184
FO26T3	128, 130, 184
FO32R	132
FO32RAP	132
FO34	116
FO34AP	116
FO35	126
FO37R	128
FO38REH2	114, 116, 118, 126, 128, 130, 132, 178, 184
FO38RT3	114, 118, 124, 126, 128, 130, 132, 178, 180, 184
FO38RT17 ●	114, 118, 124, 126, 128, 130, 132, 178, 180, 182, 184
FO39	128, 132, 184
FO39CP	128, 132, 184
FO40R	114, 118, 126, 128, 132, 184
FO40RBP	114, 118, 126, 128, 132, 184
G	
GM5CP	82, 90, 92
GM5-OR	82, 90, 92
GM6DP	82, 84, 86, 90, 92
GM6-OR	82, 84, 86, 90, 92
GM15T5	138, 158, 210
GM28R	84, 90
GM39	84, 90, 92, 204
GM39EP	84, 90, 92, 204, 228
GM40	90, 92
GM40EP	90, 92, 228
GM41	84, 204
GM44RP	88
GM45EHP ●	138, 228
GT10BT5	102, 108, 222
GT10EHP ●	158
GT10P	102
GT15RAP	78
GT15RAT5	108, 110
GT15RBT5	108, 112
GT15RCP	108
GT15RCT5	108
GT15RT2	78, 80
GT16T2	80
GT18RT5	170, 172
H	
H74-PT	132, 178
H82-PT	178, 184
H86-PT	114, 116, 118, 128, 130, 182
HD1	98, 226
HD107-PT5	78, 140
HON58RT5	78, 140, 142
HON58RT6	138, 142, 210
HON65RT6	142
HON66EHP ●	78, 140, 142
HON66T5	140, 142

Ref.	Page
HON66T6	142
HON66T14	78, 140, 142
HON66T27 ●	140, 142
HOV01T5	140
HU43AT9	138, 216, 218
HU43EHP ●	214, 216
HU43T2	88, 138, 208, 212, 214, 216, 218
HU43T9	138, 216, 218
HU46	136
HU46AT5	94
HU46AT9	88, 134, 136, 208, 212, 214
HU46AT12	134, 208, 214, 216, 218
HU46BT12	88, 136, 210
HU46P	136
HU46T2	86, 88, 134, 136, 138, 206, 208, 212, 214
HU46T9	88, 134, 136, 208, 212, 214
HU46T12	88, 134, 208, 210, 214, 216, 218
HU49AT5	80, 82
HU49EP	278
HU49RCP	278
HU49REP	278
HU49RT6	276, 278
HU49T5	238, 274, 276
HU49T10	274, 276
HU49T10X	276
HU49T28 ●	274, 276
HU56RAT2	280
HU56REHP ●	186, 240
HU56RT2	186
HU56RT30 ●	186, 192
HU58AP	82
HU66AT5	80, 82, 240
HU66AT6	80, 82, 240
HU66BT1	120
HU66BT15	120
HU66BT28 ●	122
HU66CT5	240, 274
HU66CT6	274
HU66DT5	120
HU66EHP ●	80, 82, 228, 276
HU66T5	228, 238, 274, 276
HU66T6	82, 238, 240, 274, 276, 278
HU66T10	120, 238, 274, 276
HU66T15	238, 274, 276
HU66T23 ●	238
HU66T24 ●	274, 276
HU66T26 ●	240
HU66T28 ●	238, 274, 276
HU70EP	278
HU70T6	276, 278
HU72RP	182
HU83EHP ●	100, 102, 110, 112, 172, 220, 222
HU83T	180, 224
HU83T5	180
HU83T14	100, 102, 110, 112, 172, 220, 222
HU87REH2	244, 250
HU87RT5	206, 250, 252
HU87RT9	250, 252

● = New key blanks / Chiavi nuove / Neuer Schlüssel / Clés nouveaux / Llaves nuevas / Chaves novas



Ref.	Page
HU87RT12	206
HU87RT18	244, 250
HU100BT12	136, 206, 210, 214
HU100EHP ●	90, 94, 134, 138, 208, 210, 214, 216, 218
HU100T12	206, 210, 216
HU101AP	116
HU101EH2	114, 118, 120, 122, 126
HU101EHP ●	172
HU101T17	116, 120, 122, 126
HU101T20	114, 116, 118
HU109FP	236
HU133REHP ●	110, 206, 250, 252, 254, 256
HU133RT12 ●	110, 206, 250, 252, 256
HU133RT14 ●	110, 206, 250, 252
HYN6EH2	146, 148, 150, 152
HYN6EHP ●	144, 146, 148, 150, 152, 154, 156, 164, 170
HYN6T4	146, 148, 150, 152
HYN6T14 ●	144, 146, 148, 150, 152, 154, 156, 164, 170
HYN7R	152
HYN7RAP	152
HYN7REH2	148, 150, 152, 154, 156
HYN7REHP ●	168
HYN7RT4	152
HYN7RT14 ●	168
HYN8R	152
HYN9P	154
HYN10	144, 146
HYN10BP	144, 146, 240
HYN10EH2	144, 148, 150, 156
HYN10EHP ●	144
HYN10T4	144, 148, 150, 154
HYN11	146, 150
HYN11CP	146, 150
HYN12CP	154
HYN12EH2	154
HYN12T4	154
HYN13BP	156
HYN14EHP ●	146, 148, 162, 164, 166
HYN14REHP ●	146, 150, 152, 154, 162, 168
HYN14RT14 ●	146, 150, 152, 154, 162, 168
HYN14T14 ●	146, 148, 162, 164, 166
HYN15EHP ●	166
HYN15T14 ●	166
K	
KIA1R	116, 166, 168
KIA1RAP	166
KIA1RP	116, 168
KIA2R	168
KIA3R	160, 162, 166
KIA3RAP	162, 166
KIA3REH2 ●	160, 162, 166
KIA3REHP ●	160, 162, 164, 166
KIA3RT5	162, 166, 168
KIA3RT14 ●	160, 162, 164, 166
KIA3RT16	160, 162, 166, 170
KIA3T5	162
KIA4RBP	160
KIA5	170
KIA6REH2	170

Ref.	Page
KIA7T14 ●	144, 146, 148, 160, 162, 164, 168
L	
LD6RP	170
M	
MAZ13T5	122, 180
MAZ20REP	180
MAZ20RT5	180, 182
MAZ24REH2	180, 182
MAZ24RT5	180, 182
MAZ24RT17	180, 182
MAZ25R	182
MIT8AP	188
MIT8EH2	186, 188, 190, 192
MIT8EHP ●	188, 190
MIT8-PT	186, 188, 190, 192
MIT8T4	186, 188, 190, 192
MIT8T19	186, 188, 190, 192
MIT8T21 ●	186, 188, 190, 192
MIT9-PT	186
MIT11REH2	186, 188, 190, 192
MIT11REHP ●	102, 186, 188, 190, 220
MIT11RT4	186, 188
MIT11RT19	188, 190
MIT11RT21 ●	190
MIT14BT14	188, 192
MIT14BT5	182, 188, 192
MIT15AP	186
N	
NE20NP	170, 194, 280
NE38P	184
NE51T2	280
NE66T2	280
NE72AT14	220
NE72AT5	220
NE72AT29 ●	220
NE72EHP ●	196, 200, 212, 218, 230, 232, 236
NE72GP	234
NE72LP	100, 104
NE73	230
NE73-BI	224, 234
NE73-CI	224, 234
NE73DP	230
NE73EH2	230, 232
NE73EHP ●	220
NE73T5	196, 208, 210, 230, 232
NE73T8	232
NE73T16	230, 232
NE75EP	172
NE77RDP	142, 236
NE77RT2	142, 236
NE78P	220
NE78T5	220
NE78T14	220
NE78T29 ●	220
NI01T	194, 202, 204
NI02T	156, 194, 196, 198, 200, 204
NSN11AT13	202
NSN11AT25 ●	198, 200, 202
NSN11EH2	196, 202

Ref.	Page
NSN11T	248
NSN11T2	122, 156, 196, 198, 200, 202, 244, 246
NSN11T13	196, 202
NSN11T25 ●	196, 198, 200, 202
NSN14	196, 198
NSN14AT13	194, 196, 198, 200, 202
NSN14AT25 ●	194, 196, 198, 200, 202
NSN14CP	196, 198
NSN14EH2	156, 194, 198, 200, 202, 242, 246
NSN14EHP ●	156, 194, 198, 200, 202, 204
NSN14T	248
NSN14T5	200
NSN14T13	194, 198, 200, 202, 242, 244, 246
NSN14T14 ●	156, 202, 204
NSN14T25 ●	194, 198, 200, 202
NSN15	196, 198
NSN16R	200
NSN16RBP	200
NSN19	248
NSN19EH2	242, 244, 246
NSN19T13 ●	242, 244, 246
NSN19T21 ●	242, 246
P	
PO1REH2	230
PO1RT4	230
R	
RR1	236
RR2	236
RR2P	236
S	
SIP16T2	170
SIP18T	80, 172
SIP22EHP ●	78, 80, 102, 108, 110, 122, 170, 222
SIP22KP	172
SIP22LP	112
SIP29T ●	80, 112, 172
SK22RBP	240
SK22RT1	240
SSY1P	240
SSY2AP	240
SSY3	242
SSY3EH2	240, 242
SX9AP	102
SX9CP	100, 102, 110, 112, 172, 222, 224
SX9EHP ●	100, 102, 110, 222, 224
SX9GP	100, 104, 224
SX9T5	100, 102, 110, 112, 172, 222, 224
SX9T6	102
SX9T14	100, 102, 110, 222, 224
SZ11	254
SZ11EH2	248, 254
SZ11P	254
SZ11REH2	248, 250, 252, 256
SZ11REHP ●	250, 252
SZ11RP	248

● = New key blanks / Chiavi nuove / Neuer Schlüssel / Clés nouveaux / Llaves nuevas / Chaves novas



Ref.	Page
B	
BAJ1RP ●	284
BW7BP	284
C	
CG1P	286
CG2RP	286
CH9T	288
F	
FIS3	286
G	
GT15RDT5	302
GT15RP	302
GT20RDP	302
H	
HON31	290, 294, 298
HON31CP	290, 294, 298
HON31R	290, 294
HON31RCP	290, 294
HON41	290, 292
HON41P	290, 292
HON58REHP ●	290
HON63FP	290, 292
HON64	290
HON64BP	290, 294
HON64R	294
HON64RBP	290, 294
HON68BP	292
HON68RBP	292
HON70EHP ●	290, 292
HON70T14 ●	290, 292
HY11R	288

Ref.	Page
K	
KW12	294
KW12BP	294, 296
KW14	286, 288
KW14AP	296
KW14P	286, 288
KW14R	296
KW15BP	296
KW16CP	294, 296
KW16EH2 ●	296
KW17T5	288
KYM1P	298
KYM1RP	298
KYM2	298
KYM2P	298
KYM2R	298
KYM2RP	298
N	
NE44	304, 306
NE74P	302
NE74T5	302
S	
SIP22T5 ●	288, 302
SZ4	286
SZ4AP	286
SZ10R	304, 306
SZ10RP	304, 306
SZ14RAP	296, 304, 306
SZ17REH2 ●	304, 306
Y	
YH14	310
YH29	304, 306
YH29P	304, 306
YH29R	304, 306

Ref.	Page
YH29RP	304, 306
YH30	304, 306
YH30BP	304, 306
YH30R	304, 306
YH30RBP	304, 306
YH34P	294, 308
YH34RP	294, 308
YH35	312
YH35R	308, 310, 312
YH35RAT22 ●	308, 310, 312
YH35RBP	308, 310, 312
YH35REH2	308, 310, 312
Z	
ZD7	302
ZD9	286, 300
ZD9P	286, 300
ZD16RP	284, 286, 294, 298, 300, 302, 304, 308, 310
ZD17RAP	288, 302
ZD21P	286, 298
ZD22RBP	284
ZD23RCP	294, 298
ZD23RT5	284, 298, 300, 312
ZD24RAT22 ●	310
ZD24RDP	284, 286, 288, 290, 292, 296, 300, 306, 308, 310
ZD24REH2 ●	310
ZD24REHP ●	292
ZD24RT5	288, 300, 308, 310
ZD24RT14 ●	292
ZD28RFP	284
ZD30T5 ●	284, 300

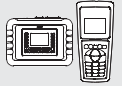


Ref.	Page
F	
FO38REH2	316
FO38RT3	316
H	
HU56RP	318
HU71P	318
HU71EH2	318

Ref.	Page
M	
MIT15AP	316
N	
NE73T6	316
NE92P	316
NSN11AT13	318
NSN11EH2	318
NSN11T13	318

Ref.	Page
Y	
YM15P	316
YM15T5	316

● = New key blanks / Chiavi nuove / Neuer Schlüssel / Clés nouveaux / Llaves nuevas / Chaves novas



Ref.	Page
D	
DAT17T21 ●	378
DWO4CT6 ●	332
DWO4RT5	332
DWO4RT6	332
DWO5RT5	332
DWO5T5	332
DWO5T6	332
DWO6BT5	332
DWO6BT6	332
F	
FO10T7 ●	340
FO21T3	338, 340, 354
FO21T3M	338, 340
FO21T7	338, 340, 350
FO26T3	340, 342, 356
FO38RT17 ●	336, 338, 340, 342, 354, 356
FO38RT3	336, 338, 340, 342, 354, 356
G	
GM15T5	344, 370
H	
H74-PT	342, 354
HD107-PT5	326, 346, 348
HON58RT5	326, 346, 348
HON58RT6	344, 346, 370
HON65RT6	346
HON66T5	346, 348
HON66T6	346
HON66T14	326, 346, 348
HON66T27 ●	346, 348
HU43AT9	346, 372
HU43T2	330, 346, 368, 370, 372
HU43T9	346, 372
HU46AT5	332
HU46AT9	330, 344, 366, 368, 372
HU46AT12	344, 366, 368, 372
HU46BT12	330, 344, 368, 370
HU46T2	328, 330, 344, 366, 368, 372
HU46T9	330, 344, 366, 368, 370, 372
HU46T12	330, 344, 366, 368, 372
HU49AT5	326, 328
HU49RT6	382, 384
HU49T5	376, 382, 384
HU49T10	382, 384
HU49T10X	384
HU56RT2	356, 360
HU56RT30 ●	356, 358, 360
HU66AT5	326, 328, 378
HU66AT6	326, 328, 378
HU66BT1	338
HU66BT15	338
HU66BT28 ●	338
HU66CT5	382
HU66CT6	382

Ref.	Page
HU66DT5	338
HU66T5	376, 382
HU66T6	328, 376, 378, 382, 384
HU66T10	338, 376, 382
HU66T15	376, 382, 384
HU66T23 ●	376
HU66T24 ●	382, 384
HU66T26 ●	378
HU66T28 ●	376, 382, 384
HU70T6	382, 384
HU83T14	334, 336, 352, 374
HU87RT9	378, 380
HU87RT12	366
HU87RT18	378
HU100BT12	344, 366, 370
HU100T12	366, 370
HU101T17	336
HU133RT14 ●	380
HYN6T4	348
HYN6T14 ●	348, 350, 352
HYN7RT4	348
HYN7RT14 ●	352
HYN10T4	348
HYN12T4	348
HYN14RT14 ●	348, 352
HYN14T14 ●	350, 352
HYN15T14 ●	352
K	
KIA3RT5	352
KIA3RT14 ●	350, 352
KIA3RT16	350, 352
KIA3T5	352
KIA7T14 ●	348, 350, 352
M	
MAZ24RT17	354
MIT8-PT	356, 358, 360
MIT8T4	356, 358, 360
MIT8T19	356, 358, 360
MIT8T21 ●	356, 358, 360
MIT11RT19	356, 358, 360
MIT11RT21 ●	358
MIT11RT4	356, 358, 360
MIT14BT5	358
MIT14BT14	358
N	
NE72AT5	374
NE72AT14	374
NE72AT29 ●	374
NE73T5	368, 370
NE73T8	376
NE73T16	376
NE78T14	374
NE78T5	374
NE78T29 ●	374
NSN11AT13	362, 364, 386
NSN11AT25 ●	362, 364
NSN11T2	350, 362, 364
NSN11T13	362, 364, 386
NSN11T25 ●	362, 364

Ref.	Page
NSN14AT13	362, 364
NSN14AT25 ●	362, 364
NSN14T5	362
NSN14T13	362, 364, 378
NSN14T14 ●	350, 364, 366
NSN14T25 ●	362, 364
NSN19T21 ●	378
S	
SK22RT1	378
SX9T5	334, 336, 374
SX9T6	334
SX9T14	334, 374
SZ11RT4	378, 380
SZ11RT18	378
SZ12T4	378, 380
T	
TOY43AT4	380, 382
TOY43AT18	380
TOY43AT31 ●	380, 382
TOY48BT4	352, 354
V	
VA2T14	334, 374
VAC102T32 ●	376
W	
WT9T6	384
Y	
Y160-PT	332, 334, 336, 350
Y164-PT ●	332, 334, 336, 350
YM15T5	382
YM27T2	330, 346, 368, 370, 372
YM28AT9	330, 344, 366, 368, 372
YM28AT12	330, 344, 366, 372
YM28T2	330, 344, 366, 368, 372

● = New key blanks / Chiavi nuove / Neuer Schlüssel / Clés nouveaux / Llaves nuevas / Chaves novas



GB IMPORTANT

All information and illustrations in this catalogue are for guidance only.

Silca reserves the right to alter products designs, dimensions or info to improve the products quality.

The contents of this catalogue are fully protected by Copyright and may not be copied or reproduced in any form, without written permission from Silca.

Any infringements will be dealt with under Italian law.

F IMPORTANT

Les illustrations et les caractéristiques techniques des produits présentés dans ce catalogue sont données à titre indicatif.

Bien que les caractéristiques essentielles des produits soient invariables, Silca se réserve le droit d'apporter toutes les modifications qu'elle retiendra nécessaires et opportunes afin d'améliorer la qualité de ses produits.

Tous les dessins et photos sont propriété Silca et toute reproduction, même partielle, sans l'autorisation écrite préalable de Silca est interdite conformément aux prescriptions légales. Tout litige est du ressort exclusif des Tribunaux de la circonscription où se trouve le Siège de la Société.

I IMPORTANT

Le illustrazioni e i dati tecnici dei prodotti contenuti nel catalogo debbono considerarsi indicativi.

Silca si riserva il diritto, ferme restando le caratteristiche essenziali dei prodotti, di apportare tutte le modifiche che ritiene necessarie e opportune al fine di migliorare la qualità dei prodotti.

Tutti i disegni e le fotografie sono di proprietà di Silca, ogni riproduzione anche parziale, senza autorizzazione scritta della Silca è vietata secondo termini di legge.

Per qualsiasi controversia competenti sono gli Uffici Giudiziari dove ha sede l'Azienda, con espressa esclusione di qualsiasi altro foro.

E IMPORTANTE

Las ilustraciones y los datos técnicos de los productos en este catálogo son indicativos.

La Silca se reserva el derecho, quedando invariadas las características principales de los productos, de modificar todo lo que considere necesario y oportuno para mejorar la calidad de sus artículos.

Todos los dibujos y las fotografías pertenecen a la Silca; según determina la Ley, se prohíbe toda reproducción aunque parcial, sin autorización por escrito de la Silca.

En caso de disputas la competencia es de las autoridades judiciales donde está domiciliada la firma, excluyendo cualquier otro foro.

D WICHTIG

Die Abbildungen und technischen Daten des Katalogs sind nur zur Information.

Silca behält sich vor, etwaige Änderungen am Produkt, die zur Verbesserung desselben beitragen vorzunehmen.

Alle Zeichnungen und Fotos sind Besitz der Firma Silca, jede Reproduktion, auch teilweise, ist ohne schriftliche Erlaubnis der Firma Silca gesetzlich untersagt.

Im Falle von Streitfragen ist der Gerichtshof des Firmensitzes zuständig; jeder andere Gerichtshof ist ausgeschlossen.

P IMPORTANTE

As ilustrações e as características técnicas dos produtos apresentados neste catálogo são facultados a título indicativo.

Mesmo que as características essenciais dos produtos sejam invariáveis, à Silca reserva-se o direito de modificar ser necessário e oportuno los productos, afim de melhorar a sua qualidade.

Todos os desenhos e fotos são propriedade da Silca, e é proibida a sua reprodução mesmo parcial sem a autorização escrita da Silca conforme as prescrições legais.

Em caso de litígio fica desde já designado, excluindo qualquer outro, o Tribunal da comarca onde está registada a sede da Silca.

The Car Book 3 - P394

Issued by Silca S.p.A. - Vittorio Veneto, May 2010

Copyright by Silca S.p.A. 2010



GB IMPORTANT

In compliance with current regulations relating to industrial property, we hereby state that the trade-marks or trade names mentioned in our catalogue are the exclusive property of authorized manufacturers of locks and users.

Said trade-marks or trade names are nominated only for the purposes of information so that any lock for which our keys are made can be rapidly identified. This catalogue is reserved exclusively for professional key cutters who use Silca products.

F IMPORTANT

Conformément aux lois en vigueur concernant la propriété industrielle, nous vous informons que les marques et appellations commerciales citées dans notre catalogue appartiennent exclusivement aux fabricants de serrures et aux utilisateurs autorisés.

Ces marques ou appellations commerciales sont indiquées à titre d'information pure et simple pour vous permettre de déterminer rapidement les serrures auxquelles nos clés sont destinées.

Ce catalogue est réservé exclusivement aux professionnels du taillage de clés qui utilisent les produits Silca.

I IMPORTANT

In conformità alle disposizioni legali in vigore relative alle proprietà industriali, informiamo che i marchi o le denominazioni commerciali citate nel nostro catalogo sono di proprietà esclusiva dei fabbricanti di serrature e degli utilizzatori autorizzati.

Questi marchi o denominazioni commerciali sono indicati a titolo di semplice informazione, con lo scopo di riconoscere velocemente a quali serrature le nostre chiavi sono destinate. Questo catalogo è esclusivamente riservato ai professionisti della riproduzione chiavi che utilizzano i prodotti Silca.

E IMPORTANTE

En conformidad con las vigentes disposiciones de ley sobre propiedad industrial, las marcas y denominaciones comerciales citadas en nuestro catálogo se declaran de propiedad exclusiva de los fabricantes de cerraduras y los utilizadores autorizados.

Dichas marcas o denominaciones comerciales se citan por simple información, al objeto de hacer comprender sin dificultad a qué cerraduras van destinadas nuestras llaves.

Este catálogo está reservado exclusivamente a los profesionales de la reproducción de llaves que utilizan los productos Silca.

D WICHTIG

Gemäß den derzeit geltenden Normen bezüglich des Industrieigentums teilen wir Ihnen mit, daß die im vorliegenden Katalog angeführten Markennamen oder Handelsmarken ausschließliches Eigentum der Schloßhersteller und zugelassenen Fachhändler sind.

Diese Markenbezeichnungen oder Handelsmarken sind nur zur Information angeführt, mit dem Zweck, schnell erkennen zu können, zu welchem Schloß unsere Schlüssel gehören.

Der vorliegende Katalog ist ausschließlich an Schlüsselkopier-Fachgeschäfte, die Silca Produkte benutzen, gerichtet.

P IMPORTANTE

Em conformidade com as disposições legais em vigor relativas à propriedade industrial, informamos que as marcas ou as denominações comerciais citadas no nosso catálogo são propriedade exclusiva dos fabricantes de fechaduras e dos utilizadores autorizados.

Estas marcas ou denominações comerciais são indicadas só a nível de informação, a fim de reconhecer rapidamente a quais fechaduras se destinam as nossas chaves.

Este catálogo é reservado exclusivamente aos profissionais da reprodução de chaves que utilizam os produtos Silca.

The Car Book 3 - P394

Issued by Silca S.p.A. - Vittorio Veneto, May 2010



P394

Printed in Italy 05/2010



SILCA S.p.A.

Via Podgora, 20 (Z.I.)
31029 VITTORIO VENETO (TV)
Tel. +39 0438 9136
Fax +39 0438 913800
E-mail: silca@silca.it
www.silca.biz

SILCA GmbH

Siemensstrasse, 33
42551 VELBERT
Tel. +49 2051 2710
Fax +49 2051 271172
E-mail: info@silca.de
www.silca.de

SILCA KEY SYSTEMS S.A.

C/Santander 73A
08020 BARCELONA
Tel. +34 93 4981400
Fax +34 93 2788004
E-mail: silca@silca.es
www.silca.es

SILCA Ltd.

Unit 2 Kimpton Trade & B. C.
Kimpton Road - Sutton
SURREY SM3 9QP
Tel. +44 208 6416515
Fax +44 208 6441181
E-mail: sales@silcald.co.uk
www.silcald.co.uk

SILCA S.A.S.

12 Rue de Rouen - B.P. 37
Z.I. Limay - Porcheville
78440 PORCHEVILLE
Tel. +33 1 30983500
Fax +33 1 30983501
E-mail: info@silca.fr
www.silca.fr

MINDA SILCA Engineering Ltd.

Plot no. 37- Toy City
Greater Noida-201308, U.P.
Tel : +91 9871397630/31
Fax: +91 120 2351301
E-mail: info@mindsilca.in
www.mindsilca.in

H. CILLEKENS & ZN. B.V.

Metaalweg, 4
6045 JB ROERMOND
Tel. +31 475 325147
Fax +31 475 323640
E-mail: info@hcillekens.nl
www.hcillekens.nl

Members of the Kaba Group

