

KATALOG KLUCZY 2012

www.expres.pl



Naszą pasją są klucze



Zapraszamy do Ogólnopolskiej Mapy Punktów Dorabiania Kluczy

zobacz na www.expres.pl

Co to jest Ogólnopolska Mapa Punktów Dorabiania Kluczy?

Ogólnopolska Mapa Punktów Dorabiania Kluczy to miejsce gdzie możesz dodać informacje o swojej firmie tak aby potencjalni klienci mogli ją szybciej i łatwiej odnaleźć. Mapa dostępna jest na stronie internetowej firmy Expres (www.expres.pl) po wybraniu odpowiedniego odnośnika w menu. Można w niej przeglądać lub wyszukiwać wszystkie dostępne punkty w wybranej okolicy. Więcej informacji na ostatniej stronie okładki.

Opracowanie katalogu:

Wojciech Kowalczyk (junior) przy współpracy z Zygmuntem Bilewiczem

Korekta merytoryczna rysunków:

Andrzej Turcza, Leszek Michalski


Opracowanie graficzne i przygotowanie do druku:

Studio Typografii Profesjonalnej „KorGraf” s.c., ul. Dąbrówki 15/12, 40-081 Katowice
tel. 32 354 09 88; 32 781 06 48, e-mail: korgraf@korgraf.com.pl

Druk:

Triadapress s.c., ul. Wandy 16 K, 40-322 Katowice, tel.: 32 254 17 90; 32 352 09 61
e-mail: biuro@triadapress.com.pl

KATALOG KLUCZY 2012



ZPU-H „EXPRES” Wojciech Kowalczyk
32-447 Siepraw 795
tel. 12 274 63 65, 502 251 056
e-mail: expres@expres.pl
www.expres.pl

DYSTRYBUTOR
WŁOSKIEJ FIRMY



Siepraw 2012



SPIS TREŚCI

Witajcie w Expresie	5
Firma Expres	7
Szkolenia tematyczne w firmie Expres	11
Klucze do skrzynek korespondencyjnych	13
Jak zamawiać klucze	14
Wzór zamówienia	15
Silca - hity sezonu	16
Formularze zamówienia	19
Klucze do wkładek	21
Klucze do wkładek Gerda i Lob	55
Klucze nawiercane	63
Klucze sejfowe toczone	71
Klucze do zasuw	83
Klucze profilowe	103
Klucze różne	113
Klucze do mebli	121
Skorowidz	127



Witajcie w Expresie

To już kolejne wydanie „Katalogu kluczy” produkowanych w mojej firmie. Wszyscy dobrze się znamy, więc wiecie, czego można się po mnie i moich kluczach spodziewać. Wiem, jakie macie problemy, wykonując swoją pracę, Wy z kolei wiecie, czego najbardziej Wam potrzeba. Katalog, który właśnie trzymacie w rękach ma ułatwić rozwiązanie tych problemów.

Oddając do Waszych rąk „Katalog kluczy” starałem się w pierwszej kolejności zaprezentować asortyment kluczy dostępnych w „Expresie”. Ponadto, zależało mi na uporządkowaniu i usystematyzowaniu nazewnictwa tych wyrobów, bo wtedy znacznie łatwiej i szybciej będziemy mogli się porozumieć. A przecież wiadomo, że w naszej pracy czas to pieniądz.

Przyjąłem zasadę prezentowania kluczy według alfabety, bo to z pewnością ułatwi odnalezienie poszukiwanego wyrobu. Znajdziecie więc w tym katalogu ok. 600 rodzajów kluczy, od najprostszych do najbardziej skomplikowanych. Możecie tu znaleźć dobrze znane wam profile kluczy od lat obecne na polskim rynku, oraz całkiem nowe wzory przygotowane dla Was (zgodnie z waszymi sugestiami). Zależy mi bowiem na tym, żeby produkcja mojej firmy możliwie najszybciej nadążała za światowymi trendami. A nawet, jeśli to możliwe, wyprzedzała je. Wiadomo przecież, że jesteśmy autorami wielu nowatorskich rozwiązań w kluczykarskiej branży.

Przyjaźń i współpraca z firmą DAR-MAR oraz z innymi firmami pozwala zapewnić Państwu w Expresie pełen asortyment produkowanych przez nich kluczy.

Jako dystrybutor firmy SILCA, mam w stałej sprzedaży maszyny, elektroniczne urządzenia i wszystkie klucze tej znakomitej firmy.

Zamówienia na ten asortyment prosimy składać według katalogów firmowych.

Wieloletnia współpraca z polskimi kluczykarzami owocuje również tym, że Expres wyspecjalizował się w zaspokajaniu

wszystkich ich zawodowych potrzeb. Praktycznie nie ma klucza, którego nie bylibyśmy w stanie wyprodukować (naturalnie oprócz kluczy zastrzeżonych) na zamówienie. Zawsze gwarantujemy najwyższą jakość i terminowość wykonania zamówienia.

Coraz większą popularnością cieszą się klucze z tzw. „monetką” czyli po prostu, nazwą firmy. To nie tylko dobra reklama, ale też gwarancja, że klient do nas wróci, a co więcej, poleci znajomym. Na „monetce” można przecież umieścić nie tylko nazwę czy logo firmy, ale też np. numer telefonu do firmy.

Wielu kluczykarzy, zwłaszcza tych nieco dłużej obecnych na rynku, znam osobiście, z wieloma też się przyjaźnię. To oni przez 30 lat współpracy podpowiadali mi, co w mojej firmie należy poprawić, co zmienić, tak, aby mogła ona zaspokajać wszystkie ich potrzeby i ułatwiać im pracę. Bywało też, że ja starałem się namawiać kluczykarzy do tego, by wprowadzali w swoich firmach nowoczesne maszyny, komputery, by byli bardziej otwarci na postęp, by szukali nowych rozwiązań, bo dzięki temu będą mogli podnosić jakość swoich usług i rozwijać swoje firmy.

Liczę na to, że w dalszym ciągu będziemy współpracować, że Wy będziecie podpowiadali mi, co powinienem robić, żeby Wam ułatwić pracę, a Wy będziecie przyjeżdżali do nowej siedziby Expressu w Sieprawiu nie tylko po zakupy, bo te, jak wiadomo, można załatwić również za pośrednictwem telefonu i kuriera, ale też na wszystkie prezentacje, pokazy i szkolenia, których – obiecuję – nie zabraknie. Przecież nie możemy dopuścić do tego, byśmy utracili dotychczasową opinię najlepszych kluczykarzy w Europie.

Wojciech Kowalczyk



Firma EXPRES

To firma rodzinna. Została założona w latach sześćdziesiątych przez rodziców obecnego właściciela, Wojciecha Kowalczyka. W końcu lat siedemdziesiątych była już jednym z pierwszych producentów kluczy typu yale w Polsce. Dziś jest największym producentem i dostawcą kluczy surowych w kraju.


W sierpniu 2009 r. dla wygody klientów w firmie Expres została otwarta nowoczesna, jedna z dwóch największych w kraju hurtownia kluczy do zamków drzwiowych, produkcji własnej oraz zagranicznych producentów, z którymi Expres od lat współpracuje.





Z hurtownią sąsiaduje zakład produkcyjny. Z metalowej taśmy tłoczy się różne rodzaje surowych kluczy. Następnie są one frezowane, aby na koniec je wypolerować i na życzenie klienta wytłoczyć na nich „monetkę” czyli logo kluczykarza, który je zamówił. Matryce z logo ma ok. 460 stałych klientów Ekspresu, a miesięczna produkcja tej firmy zbliża się do kilkuset tysięcy.

W wytwórni można zamówić każdy, nawet najbardziej skomplikowany klucz i mieć pewność, że klient będzie z niego zadowolony. Standardowo firma produkuje ok. 500 rodzajów kluczy, w sumie kilka tysięcy sztuk dziennie. I wcale nie uważamy, że to za dużo. Okazuje się bowiem, że rynek kluczykowski stale się rozwija, ciągle przybywa punktów dorabiania kluczy i ciągle jest na nie wielkie zapotrzebo-



wanie. No i oczywiście, stale na rynku pokazują się nowe, coraz bardziej skomplikowane klucze. A jedyne, czego Expres nie robi, to kluczy systemowych.

Zamówienie można złożyć telefonicznie, emailem lub faksem i otrzymać przesyłkę kurierem. Nikomu więc nie przeszkadza to, że hurtownia leży nieco na uboczu. Ponadto do Państwa dyspozycji są nasi przedstawiciele w:

- ❖ Katowicach – FHU „KLUCZE”, 40-091 Katowice, ul. Piotra Skargi 8, tel. 32 781 06 23
- ❖ Wrocławiu – PHU „WIKI”, 54-432 Wrocław, ul. Strzegomska 320, tel. 71 373 74 97, e-mail: wika@wika.wroclaw.pl
- ❖ Rzeszowie – „AUTOKLUCZ”, 35-064 Rzeszów, ul. Naruszewicza 7, tel. 17 852 93 80, e-mail: hurtownia@autoklucz.pl
- ❖ Poznaniu – DANUTA TOMECKA, 61-312 Poznań, ul. Glebowa 26, tel. 61 879 80 37, e-mail: tomet-poznan@o2.pl





Hurtownia została zbudowana w ciągu dwóch lat. Jest to budynek bardzo ekologiczny. W podłodze znajduje się węzownica z deszczówką, która w lecie chłodzi pomieszczenie, a w zimie je ogrzewa. Ogrzewanie natomiast pochodzi z baterii słonecznych.

Nowa hurtownia ma dwie kondygnacje. Część parterowa została podzielona na dwie części. W jednej są klucze produkcji Expressu, w drugiej partnerów handlowych firmy. W sumie ok. 10 tysięcy rodzajów kluczy. W części podziemia, znajdują się magazyn

oraz wielka sala konferencyjna, w której możemy zobaczyć najnowsze, elektroniczne maszyny włoskiej firmy Silca.

Firma od lat cieszy się uznaniem nie tylko krajowych kluczykarzy, chętnie odwiedzają ją również Słowacy, Czesi, a nawet Austriacy.

Nie ma obawy, że firma Express kiedyś zniknie z polskiej mapy gospodarczej. Wojciech Kowalczyk wie, że jego synowie przejmą ją kiedyś.



Panie z działu sprzedaży zawsze chętnie służą pomocą. Na zdjęciu Kasia, Monika i Ewa.





SZKOLENIA TEMATYCZNE W FIRMIE EXPRES

11

Z chwilą przeniesienia siedziby Expres do nowego obiektu, postanowiliśmy rozpocząć cykliczny proces prezentacji i szkoleń najnowszych maszyn do dorabiania i urządzeń do kodowania kluczy.

Pomysłodawcą tego projektu jest oczywiście właściciel firmy Expres Wojciech Kowalczyk.

Nowa siedziba firmy umożliwia nam prowadzenie tego typu szkoleń na dwóch salach, mogących w sumie pomieścić ponad 150 osób. Dzięki zastosowaniu przez właściciela firmy najnowszych rozwiązań elektronicznych audiowizualnych jesteśmy w stanie przygotować dla państwa spotkanie na dwóch niezależnych salach. Dzięki zastosowaniu kamer oraz mikrofonów sala główna jest widoczna dla klientów siedzących na sali górnej. Osoby siedzące na górnej sali mogą również zadawać pytania osobom prowadzącym szkolenie.

Inicjatywa ta została dostrzeżona przez naszego strategicznego partnera firmę Silca, która doceniając zaangażowanie firmy Expres, chętnie uczestniczy w tego typu szkoleniach. Obok prezentacji najnowszych





rozwiązań technicznych firmy Silca, przedstawiamy również inne urządzenia niezbędne na rynku dorabiania i kodowania kluczy. Przykładem tego mogą być spotkania poświęcone prezentacji urządzeń diagnostycznych do programowania kluczy z grupy VAG oraz mobilne urządzenie do kopiowania kluczy.

Podczas zakupu wszelkiego rodzaju maszyn, przeprowadzamy szkolenia w zakresie ich obsługi.

Chcielibyśmy, aby tego typu spotkania odbywające się w Sieprawiu stały się już tradycją.



KLUCZE DO SKRZYNEK KORRESPONDENCYJNYCH

13



W całej Polsce trwa akcja wymiany skrzynek na listy na dostosowane do norm Unii Europejskiej. Mają one znormalizowaną wielkość otworu, przez który wrzuca się przesyłki i teoretycznie powinny też mieć znormalizowane zamki. Ale znów „zaskrzeczała” polska rzeczywistość, bo skrzynki i zamki do nich w każdym regionie kraju instaluje firma, która wygrała przetarg. W rezultacie, do tych skrzynek potrzebne są różne klucze.

W Expresie dorabiamy wszystkie rodzaje tych kluczy w ekspresowym tempie. Wystarczy nam jeden kluczyk na wzór i po kilkunastu dniach, najwyżej trzech tygodniach jesteśmy w stanie dostarczyć każdą ilość tych kluczy. To kilka razy szybciej, niż sprowadzanie takich kluczy z Włoch, czy Austrii, nie wspominając o znacznie niższej ich cenie.



JAK ZAMAWIAĆ KLUCZE?

INSTRUKCJA PRAWIDŁOWEGO CZYTANIA RYSUNKÓW KLUCZY – 3 PROSTE KROKI



1. Sprawdź czy baza klucza jest w odpowiednim miejscu oraz czy rysunek rzutu klucza jest prawidłowy

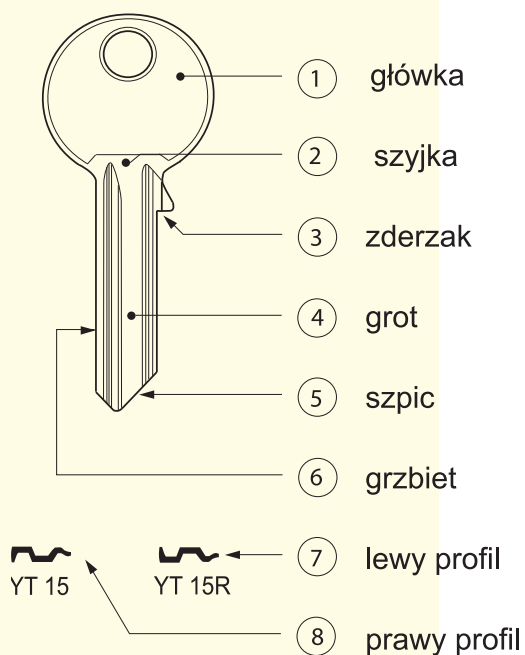


2. Przyłóż klucz do rysunku profilowego

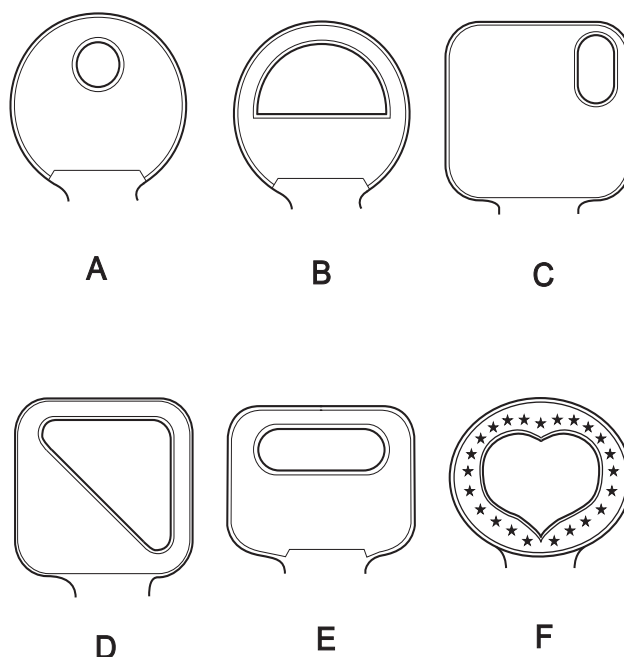


3. Sprawdź czy profil klucza jest zgodny z rysunkiem

Opis symboli



Kształty główek



*Data zamówienia: 10.01.2012	Nr klienta: 03 04 500	Tel. kontaktowy: 502 302 713
*Adres wysyłki – dane do faktury: (pieczętka firmy jeśli dane są zgodne)		
Nazwa firmy: „KLUCZ SERWIS”		
Miejscowość: Chrzanów		
Kod pocztowy: 32-500		
Ulica: Broniewskiego 10		
NIP: 629-205-95-55		
Uwagi: (wypełnić jeśli adres wysyłki jest inny niż na fakturze lub jeżeli są inne uwagi do zam.)		
DOM HANDLOWY SKARBEK ul. Mickiewicza 4, 40-092 Katowice		

*pola obowiązkowe



ZPUH EXPRES
Wojciech Kowalczyk
32-447 Siepraw
Siepraw 795
Tel./fax 12 274-63-65
kom. 502 251 056
e-mail: expres@expres.pl
www.expres.pl

15

Zamówienia prosimy
składać poprzez
e-mail lub fax

Formularz zamówienia
do pobrania
na www.expres.pl/fz.pdf
oraz
www.expres.pl/fz.docx

PRZYKŁAD ZAMÓWIENIA NR

LP.	SYMBOL	PRODUCENT, TYP, KATALOG, OPIS	SZT.
1	YT 15B	EXPRES, nowa stal, główka B	100
2	HU43AT	SILCA same widelki	2
3	6KLPM	DAR-MAR ø6 z kanalikiem 6-4L	10
4	MTN i MTN CP	SILCA MOTURA podklamkowe	
		katalog 205B str. 36 po	10
5	oryg. ABUS 2	ABUS classic z dziurką z boku (wg SILCA AB 74)	5
6	RST	EXPRES skrzynka pocztowa	20
7	AD 602	LOB zastrzeżony z gwiazdką mam autoryzację	10
8	KSK 1	DAR-MAR Skarbiec ø7	3
9	Nr 3, 5, 10, 18	JANIA profilowe chromowane z każdego po	10
10	GT 6	GERDA do ZX rurkowy cały stalowy długi	5
11	ø80 (16)	SILCA frez kątowy oryginał	1
12	oryginał 06	MULT-LOCK (wg SILCA MTK 4RP)	2
13	31 na 36	GAMET wkładki asymetryczne wszystkie na jeden	
		wzór klucza + 15 kluczy	15
14	Nr 3, 4, 5 i 6	EXPRES profilowe NEMEF (HÖRMAN)	
		niklowane z każdego po	5



Hity sezonu

Linia SIMPSONS – różne wzory i kolory



Linia DIAMOND – różne wzory i kolory





Hity sezonu

Linia SILKY DIMPLE – różne kolory



17

Linia SILKY – różne kolory







W naszej ofercie oprócz monetek, znajdują się również naklejki na klucze.
Poniżej kilka przykładów.




Klucze do wkładek





1 E





1 ER





2 E





8



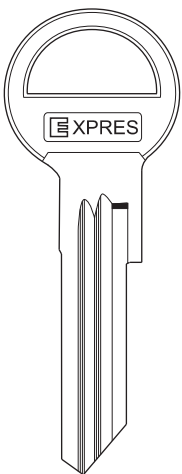

9





10





10 X
FB21R



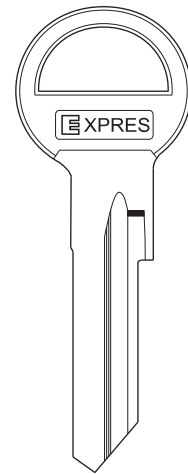

10 XR1
FB21RX



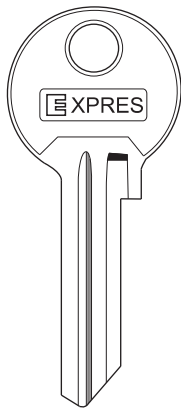

11



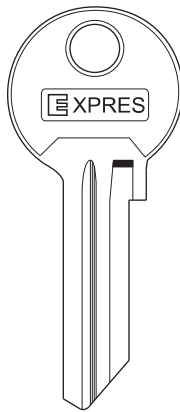

11 X
FB22R



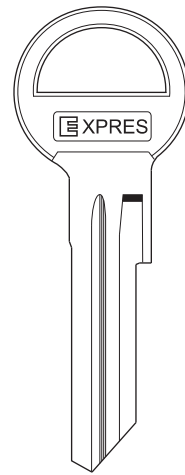

11 XR1
FB22RX





12



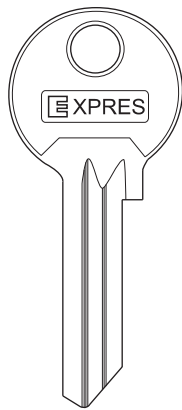

12 X
FB25R



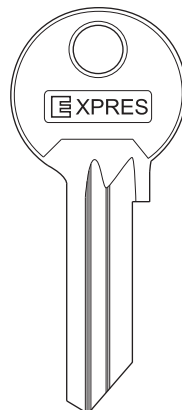

*12 XR1
FB25RX



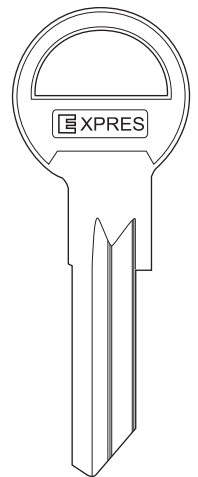

13
FB10R





14





14 X
FB28R





14 XR1
FB28RX



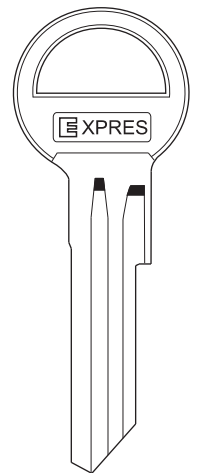

15
FB11R





16
FB12R



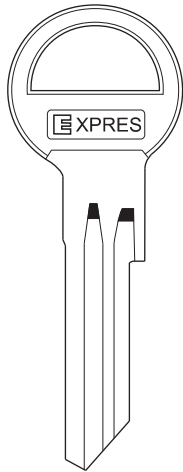

20
FB13R





20 R1
FB13RX



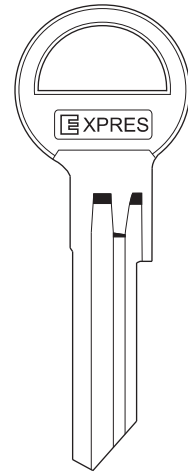

21
FB14R





21 R1
FB14RX



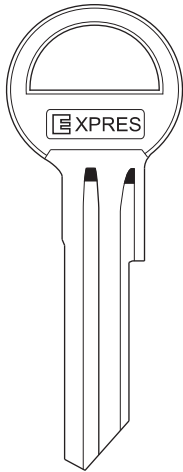

22
FB15R





22 R1
FB15RX



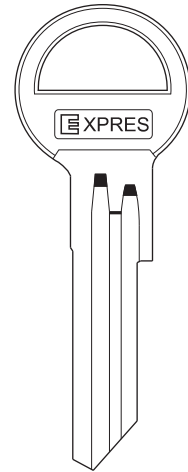

23
FB16R





23 R1
FB16RX





24
FB17R



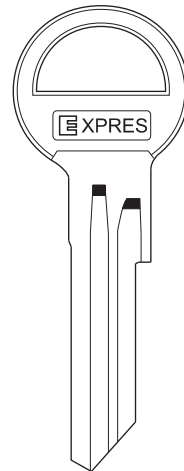

24 R1
FB17RX





26
FB18R



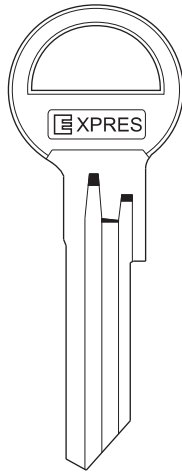

26 M





26 R1
FB18RX



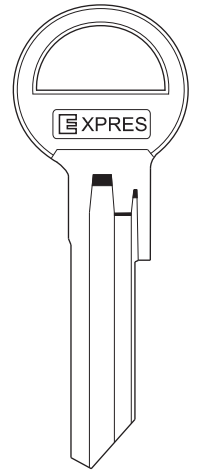

30
FB19R





30 R1
FB19RX





32
FB20R



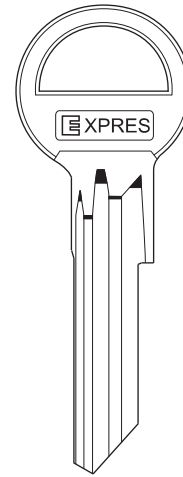

32 R1
FB20RX





73





82
(FORMAN)



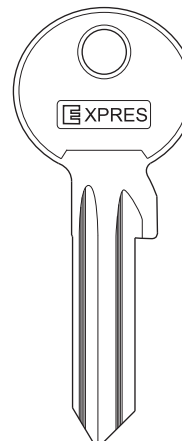

260 R1
FB35R (netia)





AAA 1




AB 1





AB 1X



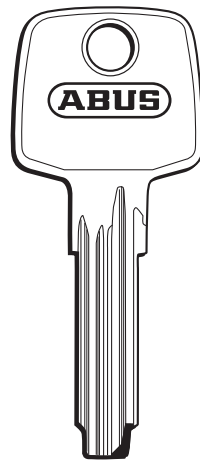

AB 3



ABUS 1
AB 40
ORYGINAL




ABUS 2
AB 74
ORYGINAL




ABUS 3
AB 74
ORYGINAL




ABUS 4
AB 62
ORYGINAL



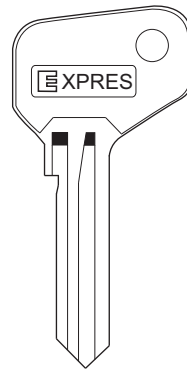
AB 43




AB 43R




AD 500




AF 7A



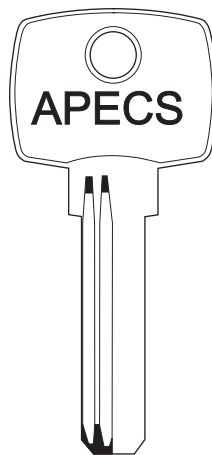
AF 7C




AKA




APEC K
KRÓTKI
ORYGINAL



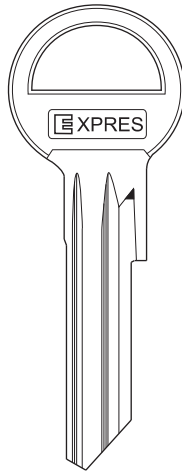
APEC D
DŁUGI
ORYGINAL



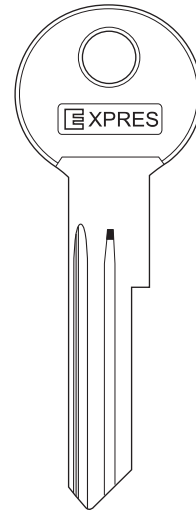
APK 1



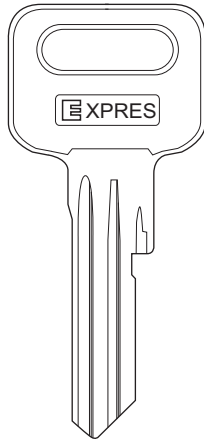

BAB 14



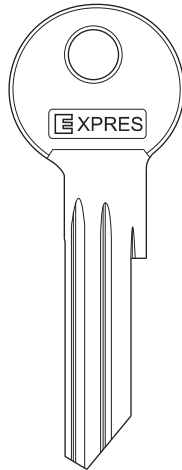

BAB 14X





BAB 26X
SILCA BAB 31




BAB 29




BAB 29X



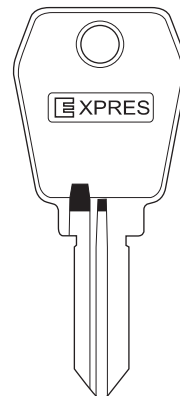

BAI 1





BARCZ SZ.



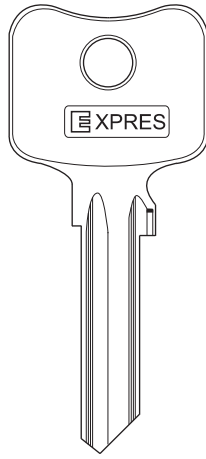

BARCZ W.



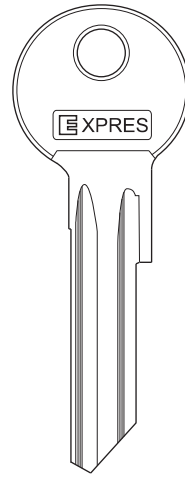

BAS 4R





BK 1



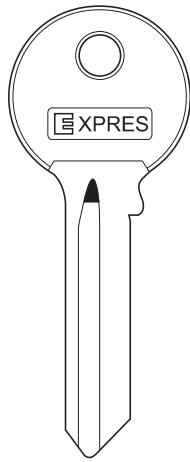

BK 1K



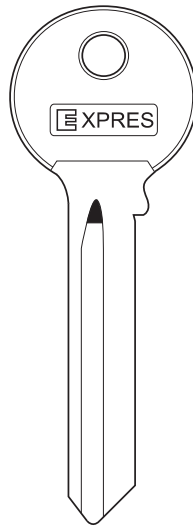

BK 1X



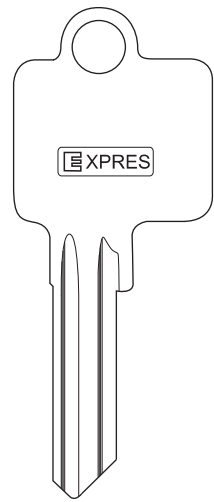

BK 8



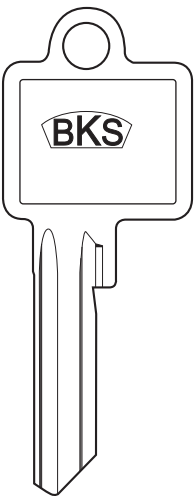

BK 8X



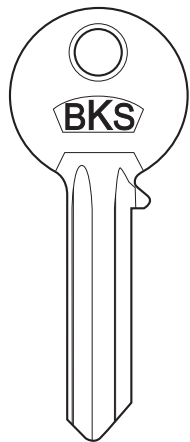

BK 8XX





BK 15





BKS Z
ORYGINAL
5 ZAPADEK





BKS
ORYGINAL
6 ZAPADEK



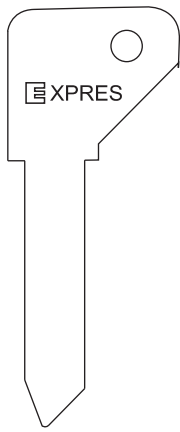

BO 2





BO 2R



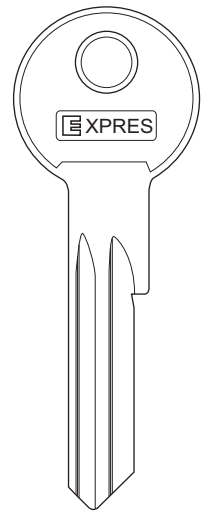

BT 2





CABRO
KBR1



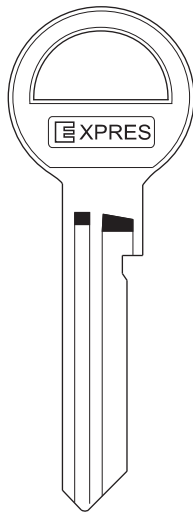

CB 6



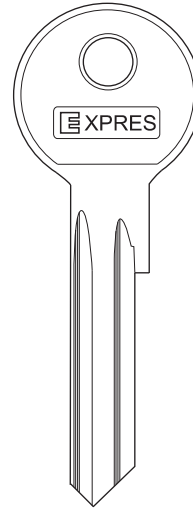

CB 6X





CB 29R



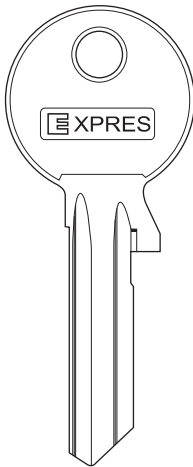

CB 29RX



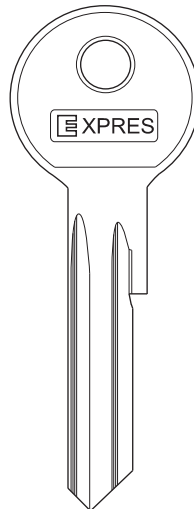

CE 1X



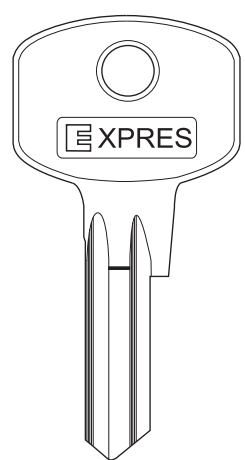

CE 2



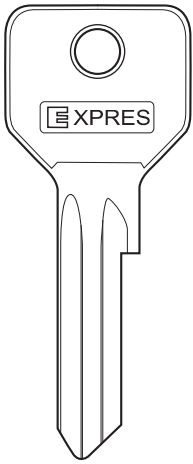

CE 2X



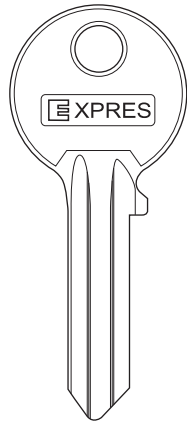

CE 2XX



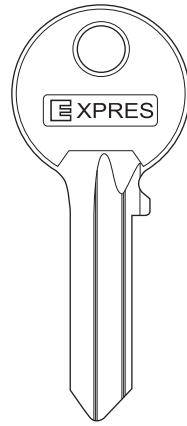

CE 41




 CS 119




 CS 206



 CS 207



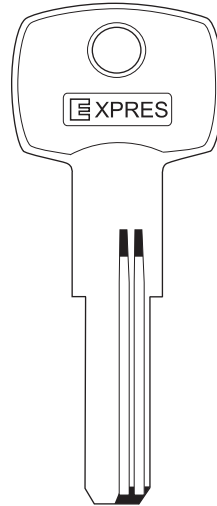
 D 7



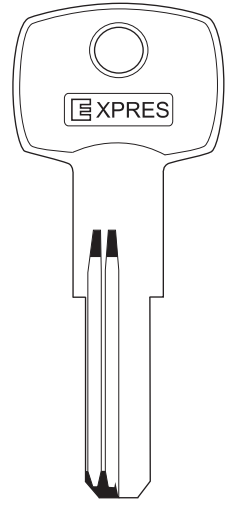
 D 11



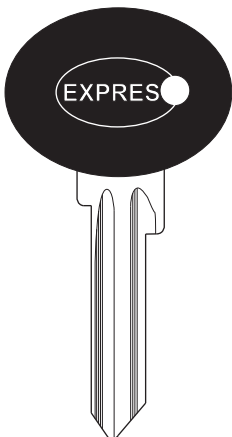
 DELTA
ORyGINAL



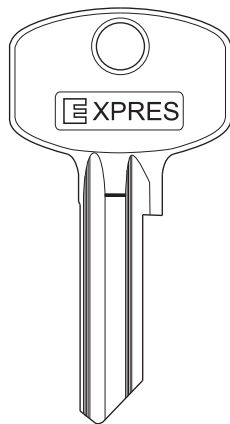
 DLT



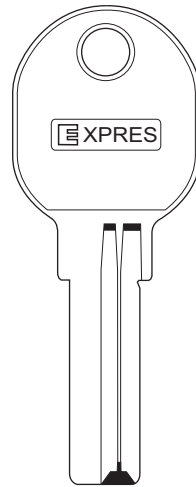
 DLT 1



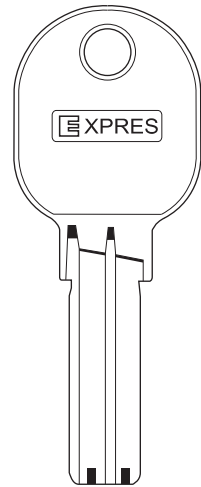
 DM 1RP




 DM 14



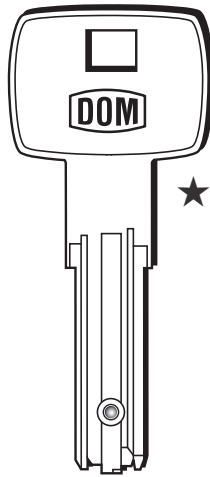
 DM 24



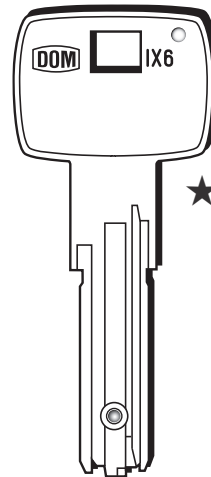
 DM 49



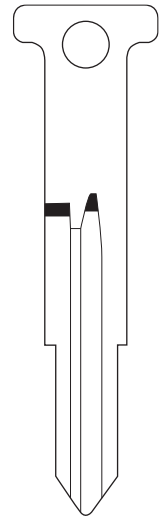
 DM 119



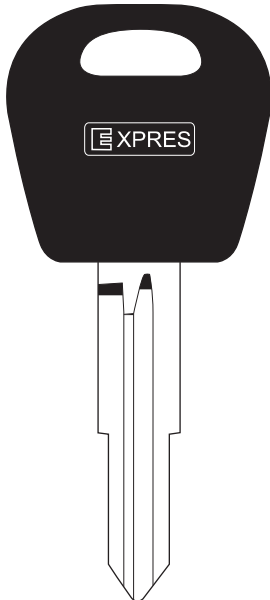
 DOM 102
ORYGINAŁ



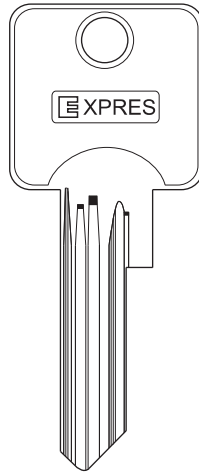
 DOM 121
ORYGINAŁ (5RE)



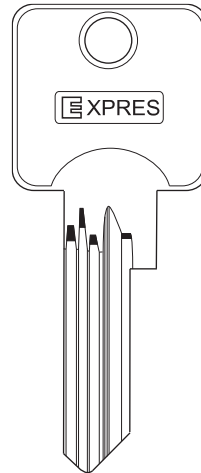
 DWO 5REx



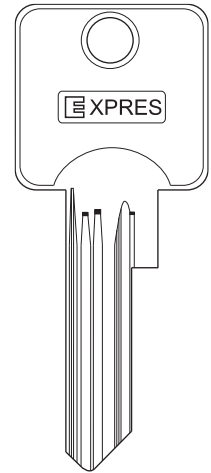
 DWO 5RAP



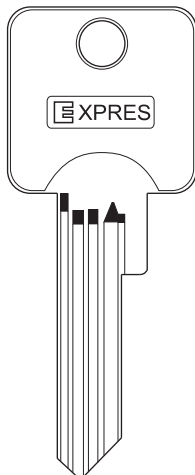
 EAA



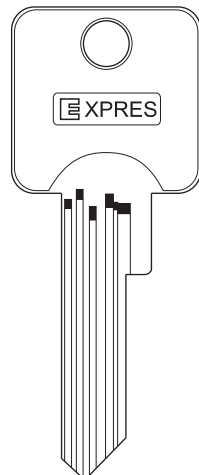
 EEV



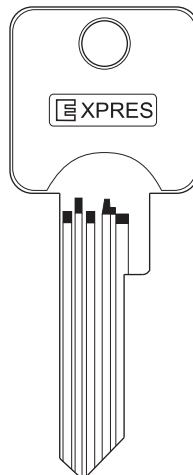
 EIA



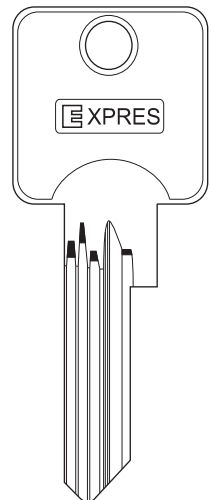
 ELA



 ELB

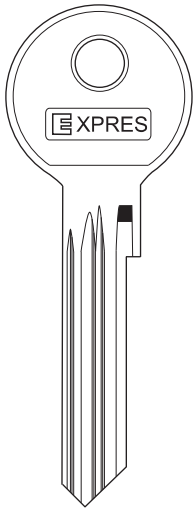


 EPB

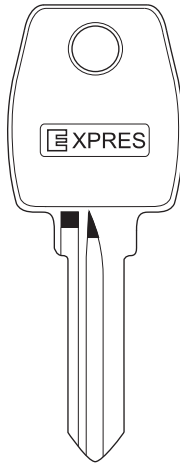


 EWA

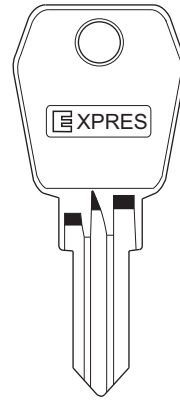
★ KLUCZE DOSTĘPNE TYLKO DLA AUTORYZOWANYCH SERWISÓW





EPS 1





EU 1R





EU 3K





EU 5R



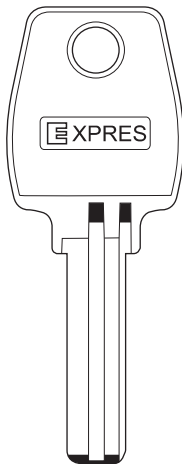

EU 11K



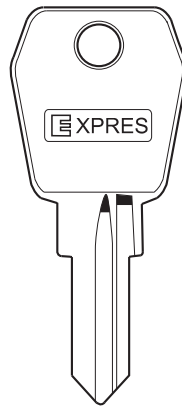

EU 11R





EU 13R



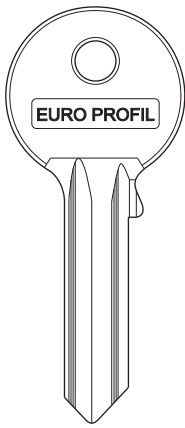

EU 17




EU C

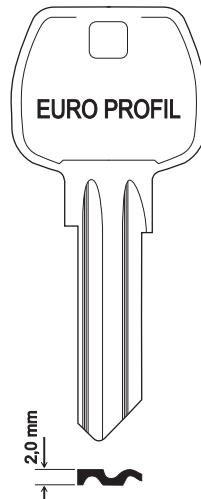



EU DEN

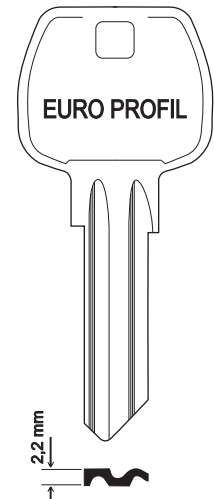


EURO PROFIL
LEKKI

CZARNY, CZERWONY, ZIELONY,
NIEBIESKI, ŻÓŁTY, FIOLETOWY



EURO PROFIL 2.0



EURO PROFIL 2.2



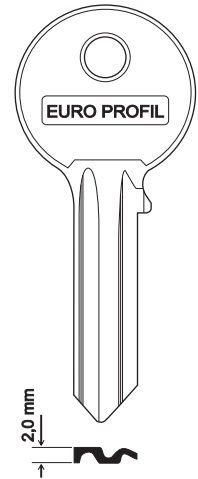
EURO PROFIL
G30, G40



EURO PROFIL 2
G50



EURO PROFIL 3
G60

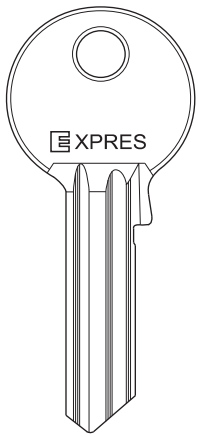


EURO PROFIL
UNIVERSAL

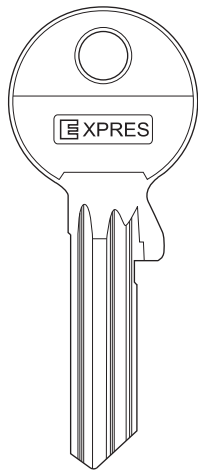
Chcesz aby Twój punkt był rozpoznawalny
w Twoim mieście?

Zamów u nas monetkę z własnym logo!

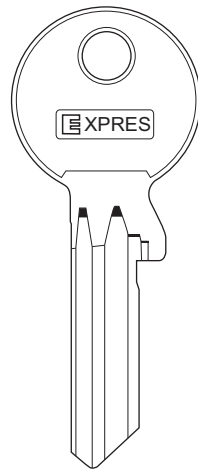






EV 10



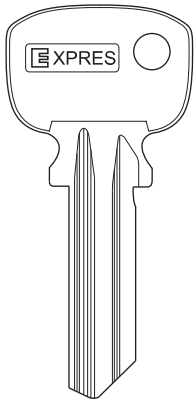

EV 10X



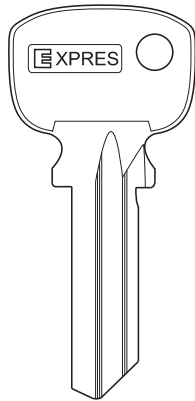

EV 69






FAVOUR
ORIGNAL





FAN 1
FANA PRAWA





FAN 2
FANA LEWA





FHK



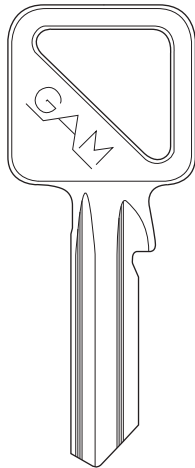

FHK R



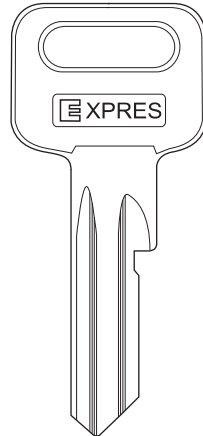

FRT 4R



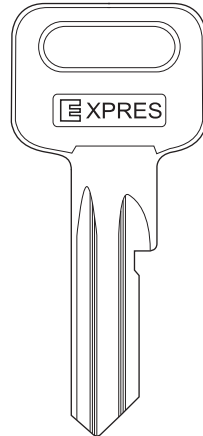

GAM B



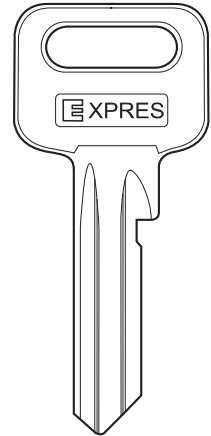

GAM D





GAM E





GAM E4
4 ZAPADKI



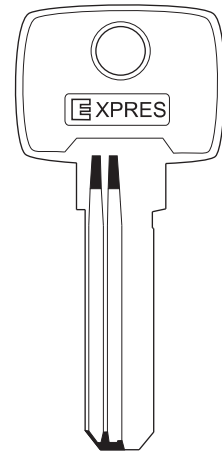

GAM E5
5 ZAPADKI





GAM 3



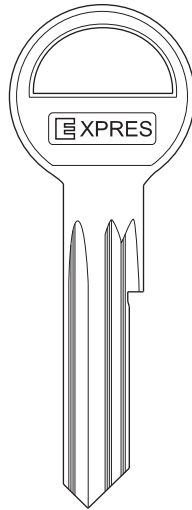

GAM 4





GAM 6



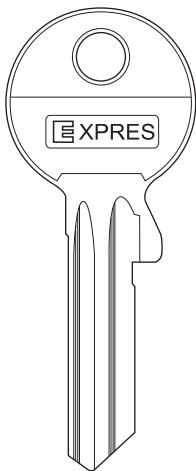

GAM 7B





GAM 7XB





GE 1





GE 1X





GE 7R



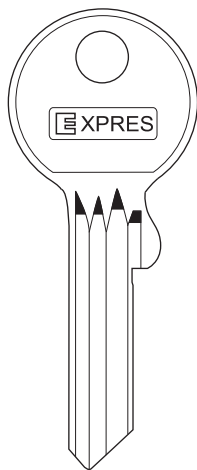

GE 34



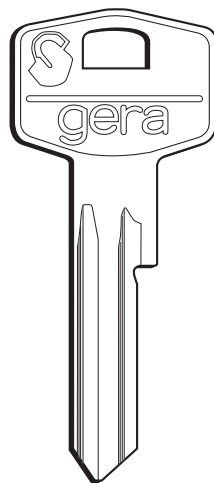

GE 34RX



 **GE 118**




 **GE 119**



 **GERA DŁ**
ORYGINAL



 **GERA KR**
ORYGINAL



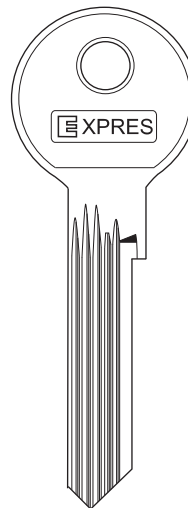
 **GEV**




 **GMBN**
ORYGINAL




 **GMB**
ORYGINAL




 **GPI 2**



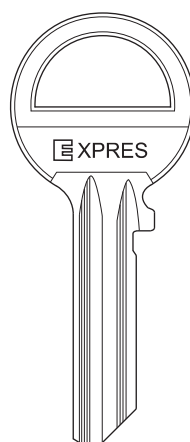
 **GUA 1**




 **GUA 1D**



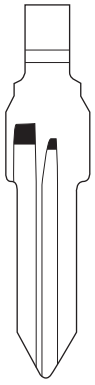
 **GUA 2**



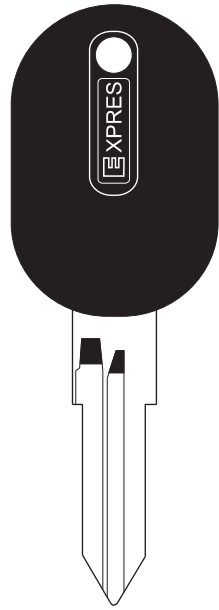
 **GUA 2D**



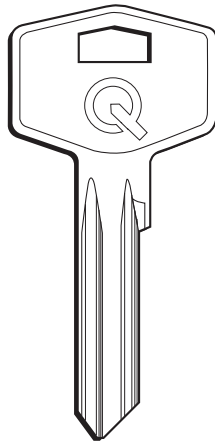
 **GR 2R**





GT 10Ex





GT 10P





GREN
ORYGINAL





HF 75R



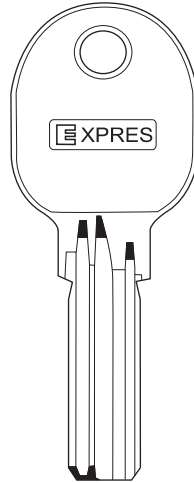

HPP 1



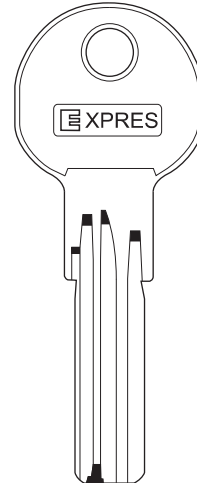

HPP 1R



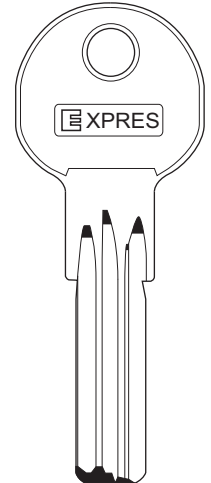

IE 6



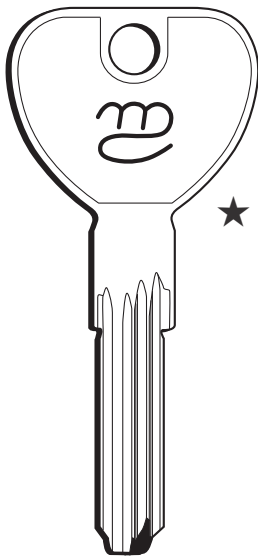

IE 15





IE 26



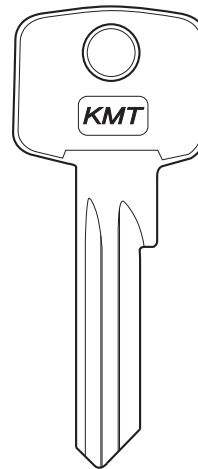

IE 26S



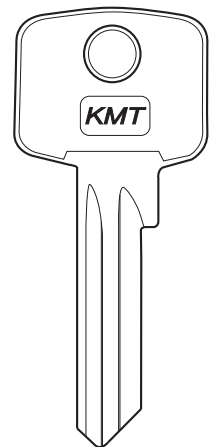

K 56
ORYGINAL





IE 27R (F3)





KMT X
ORYGINAL DŁUGI




KMT
ORYGINAL KRÓTKI





KT 1





LF 22





LF 22R



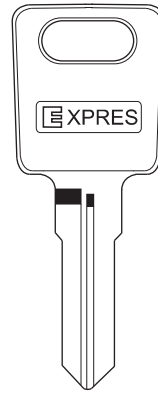

LF 23R





LF 30R





LS 11



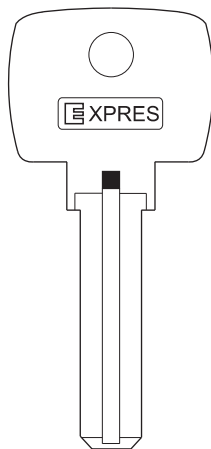

LS 11R



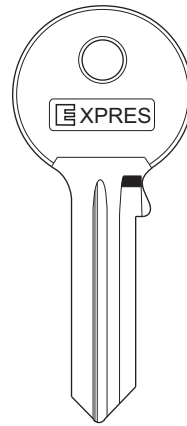

LS 13



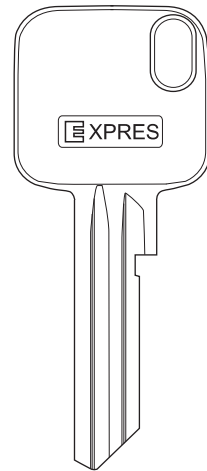

LZ



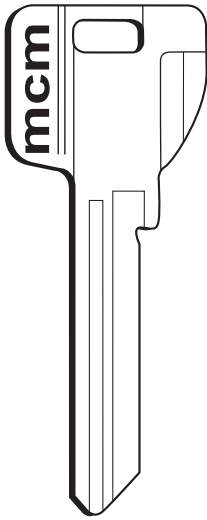

M



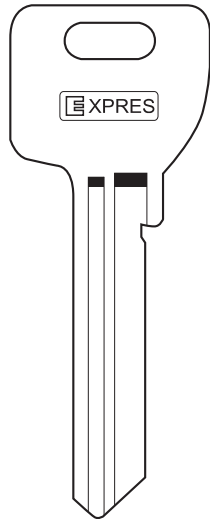

M 12



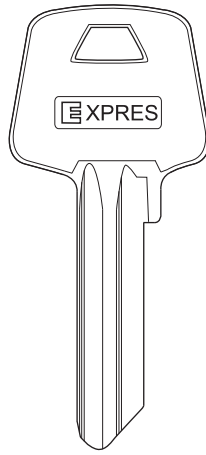

MC 1E



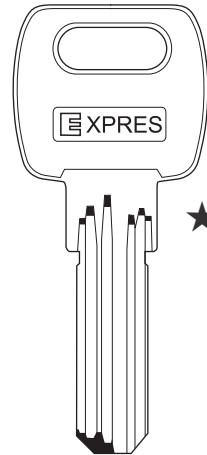

MCM
ORYGINAŁ



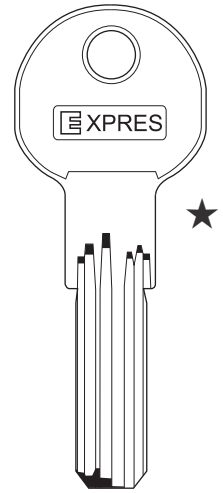

MC 8X



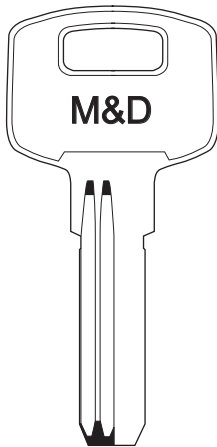

MC 12





MC 15R



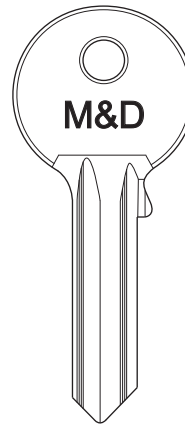

MC 15RX





M&D
ORG. CYKLOP



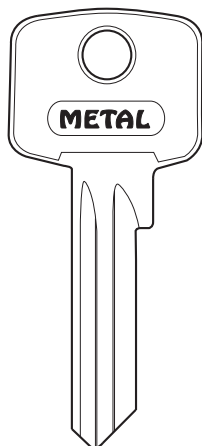

M&D
4 ZAPADKI ORG.



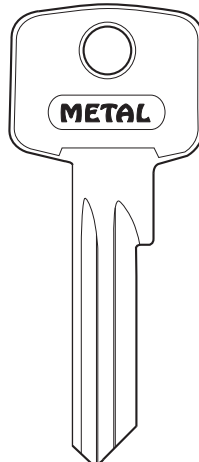

M&D
5 ZAPADEK ORG.





MER 1





METAL
ORYGINAŁ KRÓTKI




METAL
ORYGINAŁ DŁUGI

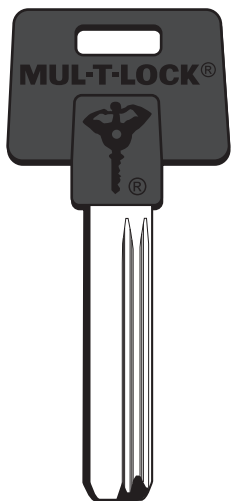



MLM 1

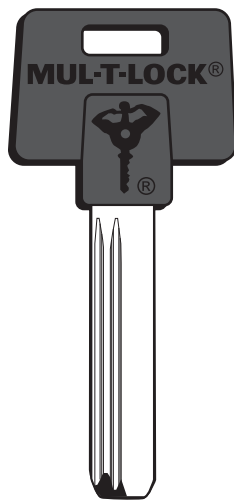



MRT 1R

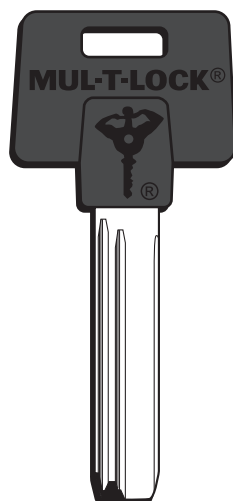
★ KLUCZE DOSTĘPNE TYLKO DLA AUTORYZOWANYCH SERWISÓW



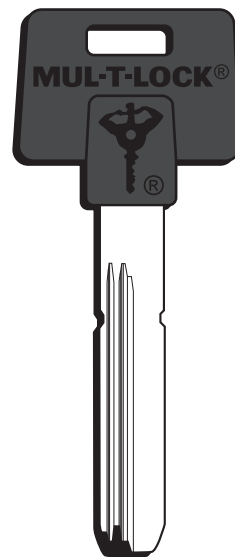

MULT 05 ORG.
MTK 4P



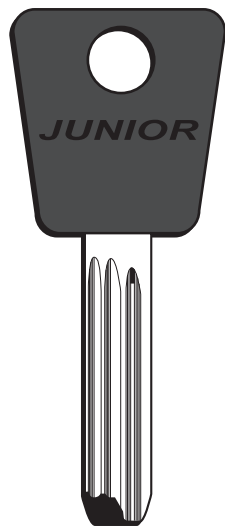

MULT 06 ORG.
MTK 4RP



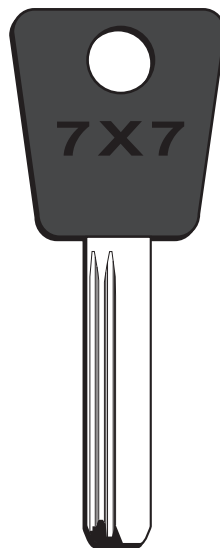

MULT 52 ORG.



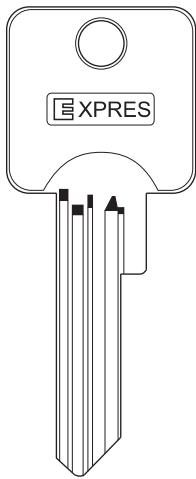

MULT 62 ORG.
MTK 10RP



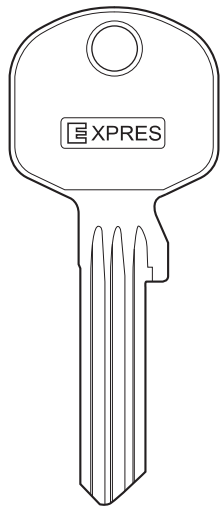

**MULT 08
(JUNIOR) ORG.**
MTK 12RP



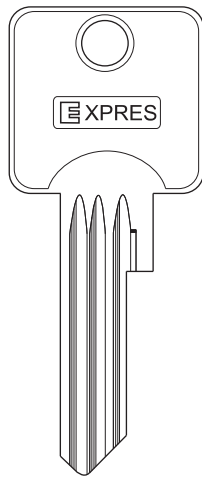

**MULT 76 (7x7)
ORG.**
MTK 13RAP



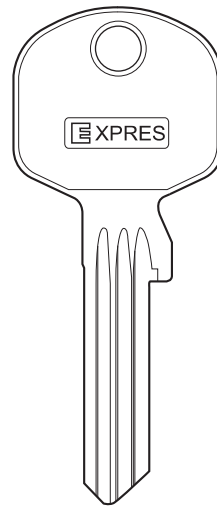
 **OBW 4**



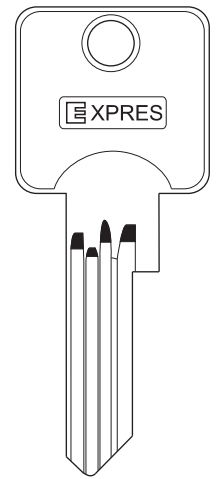
 **OBW 6**




 **OBW 6K**




 **OBW 7**



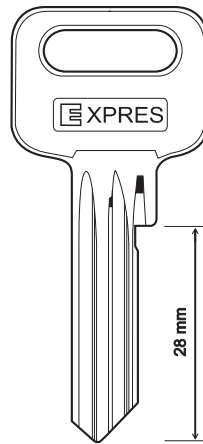
 **OBW 8**



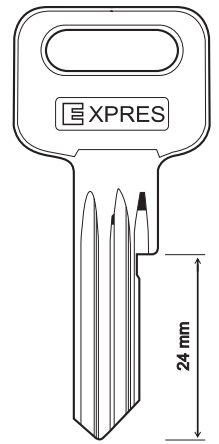
 **Ω**




 **Ω D**




 **Ω E
DŁUGA**



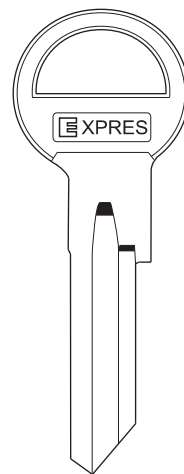
 **Ω E
KRÓTKA**



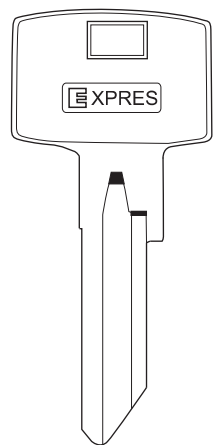
 **PF 092**



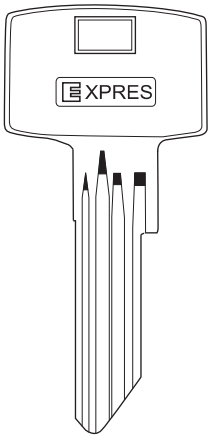
 **PF 092S**



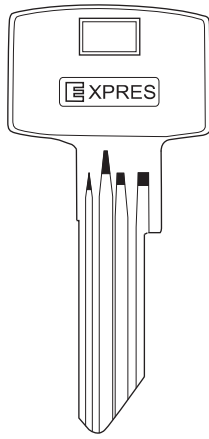
 **PHF 2R**



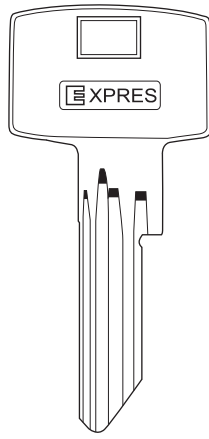
 **PHF 2R (12)**



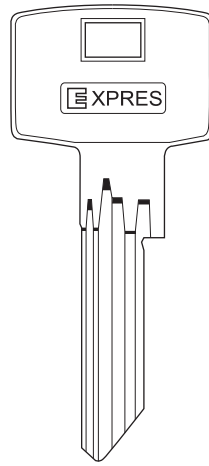

PHF 5



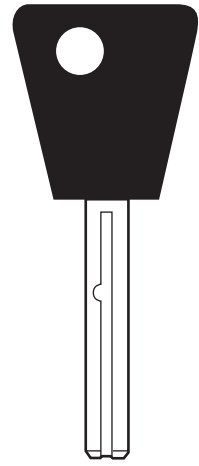

PHF 12





PHF 15





PHF 17





PROTEC





RIM





RST




RST R




RST RS



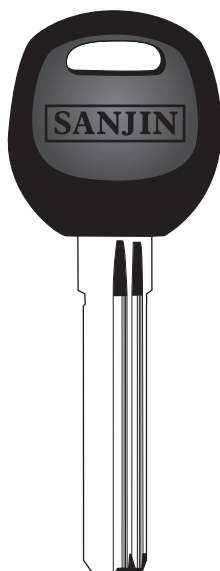

RST S



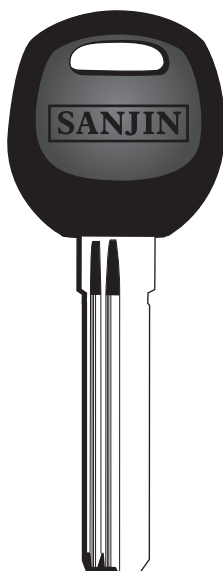
GIEŁDZIŃSKI

wkładki na 1 klucz
i wkładki montażowe

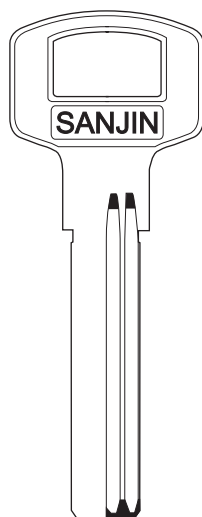




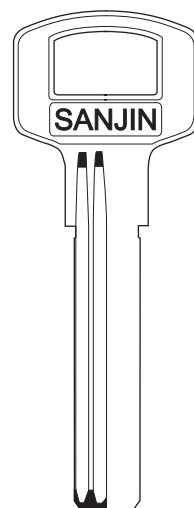
SAN LO
ORYGINAL



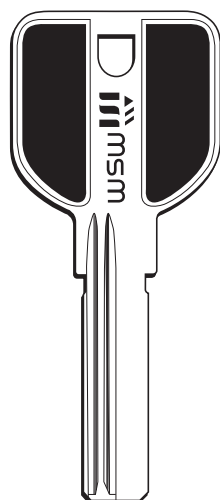
SAN PO
ORYGINAL



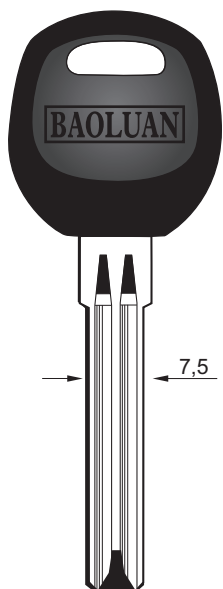
SAN L
ORYGINAL



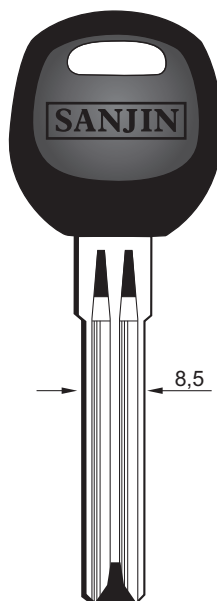
SAN P
ORYGINAL




SAN MSM
ORYGINAL



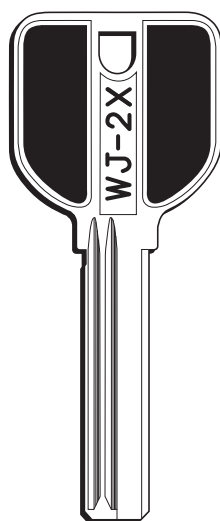
SAN - 7,5
ORYGINAL




SAN - 8,5
ORYGINAL




SAN 3R
ORYGINAL




SAN WJ - 2X
ORYGINAL




SCHLAGE
ORYGINAL





SIS 2.0





SIS 10
SIS 10 LEKKI
CZARNY, CZERWONY, ZIELONY,
NIEBIESKI, ŻÓŁTY, FIOLETOWY





SIS L





SIS LD





SIS S





SIS SD





SIS SR





SIS SRD





SIS W





SIS WD





SK 1



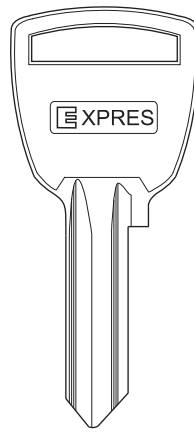

SK 2



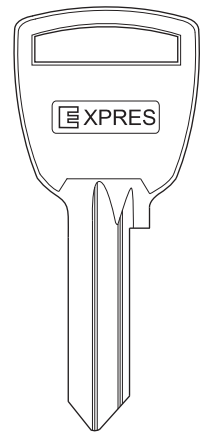

SM 1



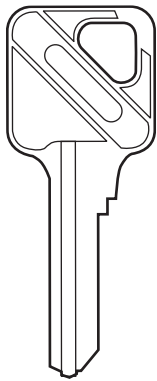

SM 1R





SN 2



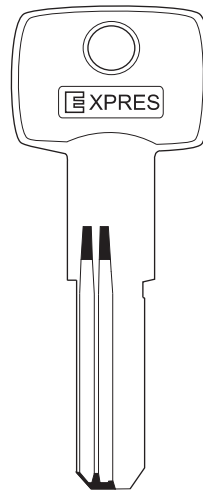

SN 2R



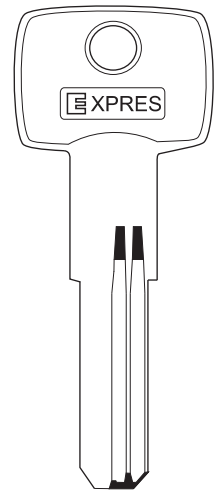

SPES



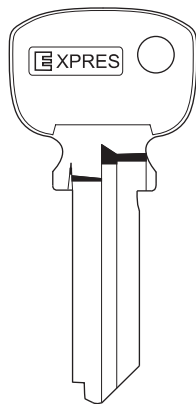

TAI 1



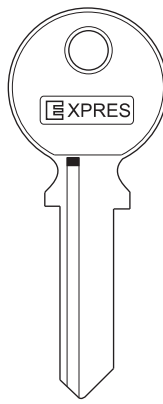

TD



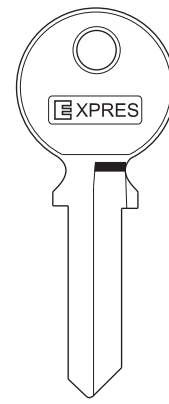

TS





TE 2





TL 1





TL 1R




TL 5




TL 5R



TL 6




TL 6R




TL 7



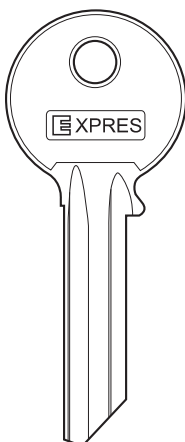
TL 7R



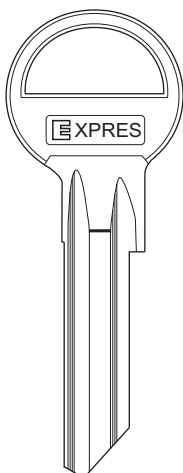
TL 9




TL 9R




TO 1



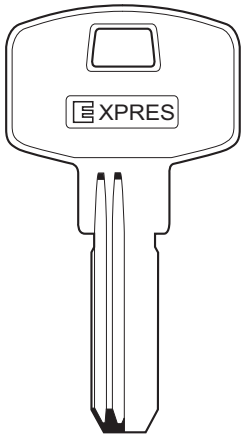
TO 1X




TO 23




TOP 1R



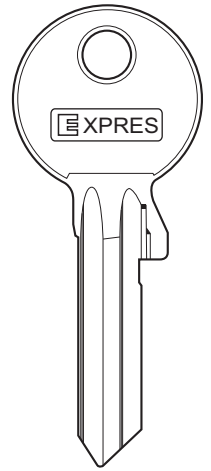

TOP 6





TRM 2



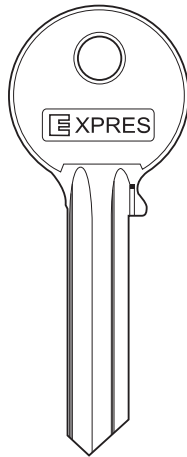

UL 050
UL 050 LEKKI
CZARNY, CZERWONY, ZIELONY,
NIEBIESKI, ŻÓŁTY, FIOLETOWY



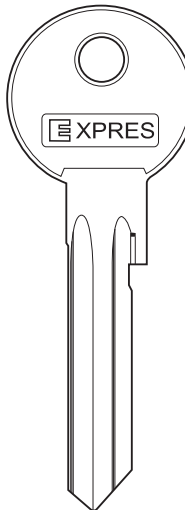

UL 050X





UL 051





UL 054





UL 054X





UL 055





UL 058





UL 059





UL 2




UL L




UL P




UN 1




UN 1R




UN 2E



UN 2R



UNE

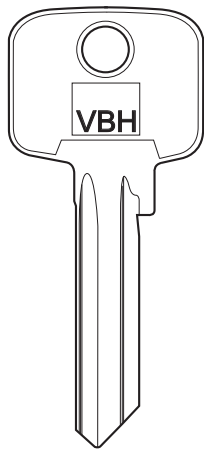


UNR

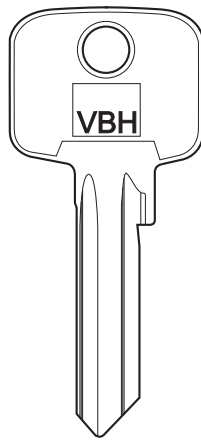
Chcesz aby Twój punkt był rozpoznawalny w Twoim mieście?

Zamów u nas monetkę z własnym logo!






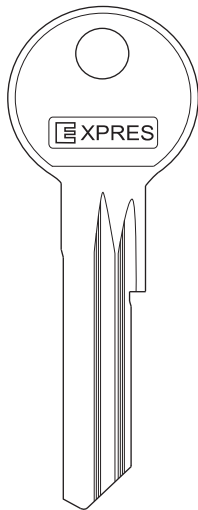

VBH
 ORYGINAL
 DŁUGI 5 ZAPADEK



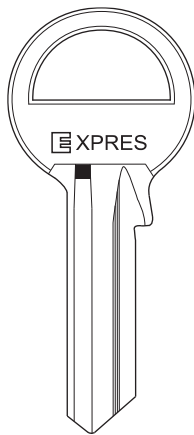

VBH
 ORYGINAL
 KRÓTKI



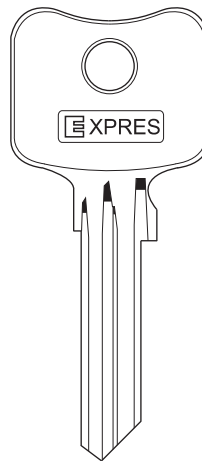

VIR 1
 LEKKI
 CZARNY, CZERWONY, ZIELONY,
 NIEBIESKI, ŻÓŁTY, FIOLETOWY





VIR 1X





VIR 3



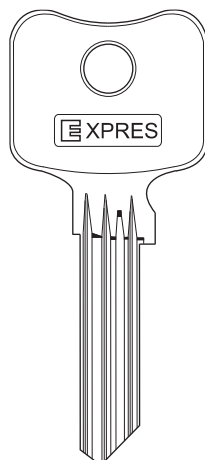

W



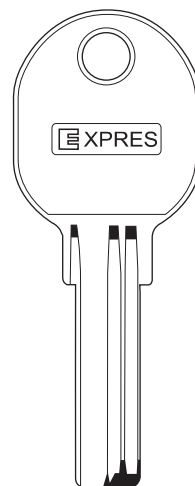

WIN 1





WK 55





WK 69





WK - M 1





WSA 2R





WT





WTR





WT 2





WT 2R



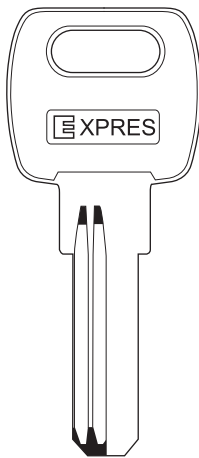

WTR S



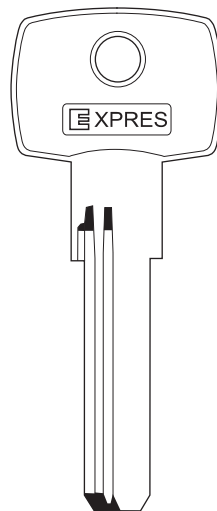

WT S



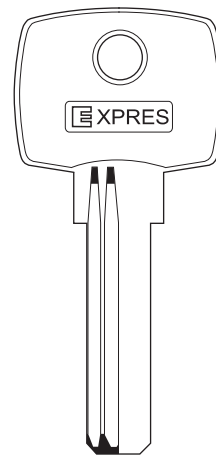

WWW




Y 6



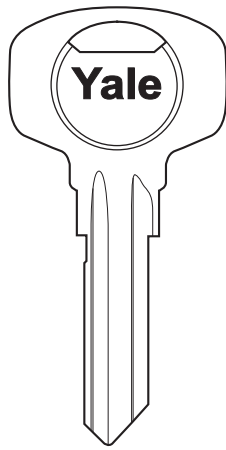

Y 7



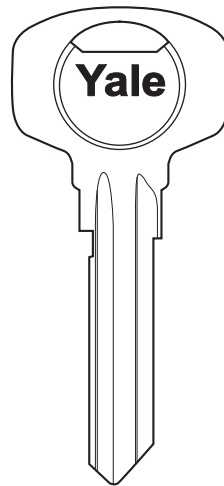

YA 6



Yale
YAL KŁ
 ORYGINAŁ
 KLÓDKA



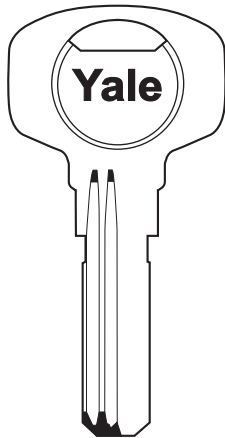
Yale
YAL 5
 ORYGINAŁ
 5 ZAPADEK



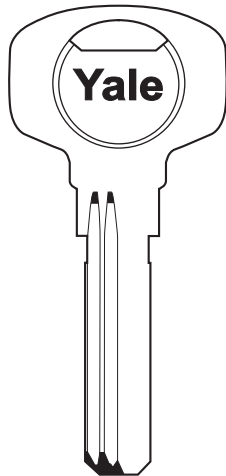
Yale
YAL 6
 ORYGINAŁ
 6 ZAPADEK



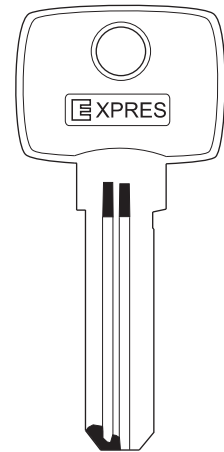
Yale
YAL 4N
 ORYGINAŁ
 4 ZAP., KRÓTKI



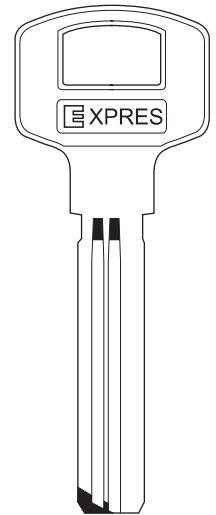
Yale
YAL 5N
 ORYGINAŁ
 5 ZAP., ŚREDNI




Yale
YAL 6N
 ORYGINAŁ
 6 ZAP., DŁUGI




XPRES
YD 6R



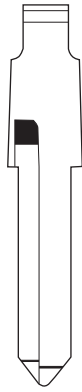
XPRES
YD 6RX



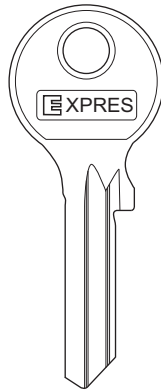
XPRES
YET 2



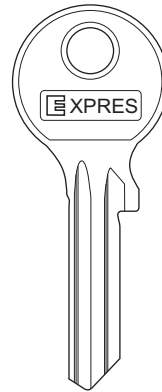
XPRES
YET 4




 **YM 15Ex**




 **YM L**



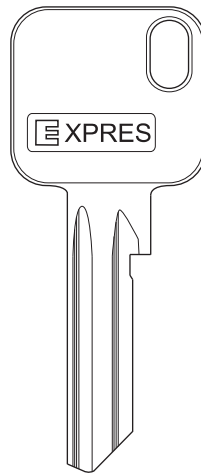
 **YM P**



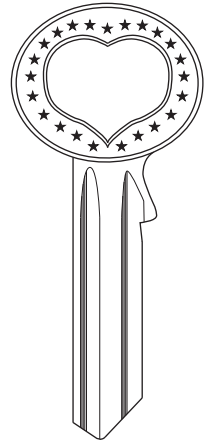
 **YT 15**




 **YT 15B**




 **YT 15C**



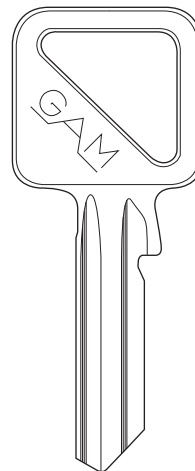
 **YT 15F**




 **YT 15**
LEKKI
CZARNY, CZERWONY, ZIELONY,
NIEBIESKI, ŻÓŁTY, FIOLETOWY



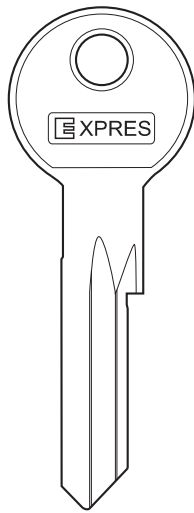
 **YT 15PL**
CZARNY, CZERWONY,
ZIELONY, NIEBIESKI,
ŻÓŁTY



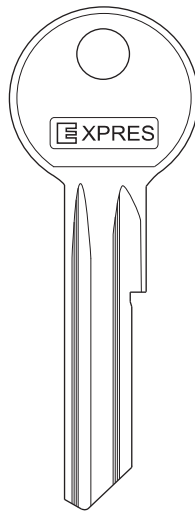
 **YT 15GAM**



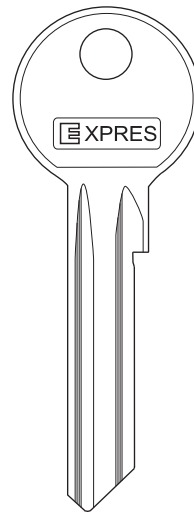

YT 15R





YT 15RX



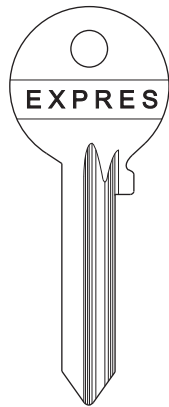

YT 15X5
5 ZAPADEK



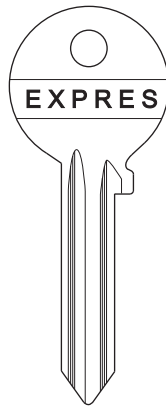

YT 15X6
6 ZAPADEK





YT 16



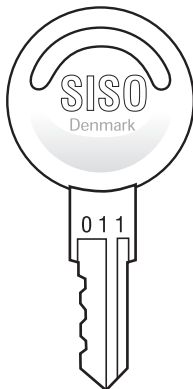

YTL




YTP




YUH 1R




SISO – 011 SYS.
ORYGINAL




SISO – 012 SYS.
ORYGINAL



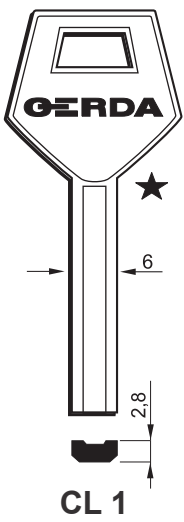
SISO
MEBLOWE
ORYGINAL


SS01P

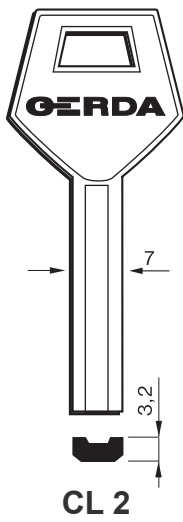
SS02P

SS03P

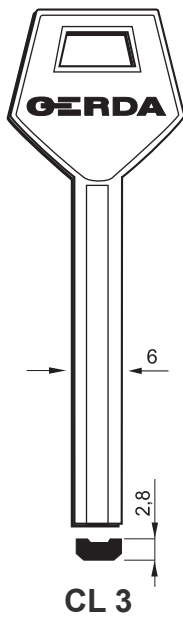
**Klucze
do wkładek
GERDA
i LOB**



CL 1



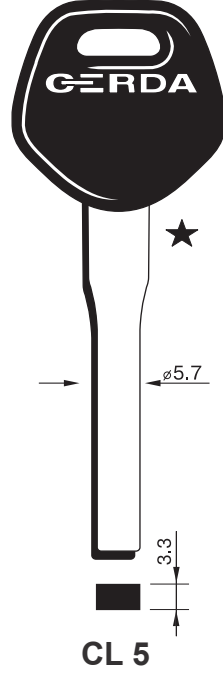
CL 2



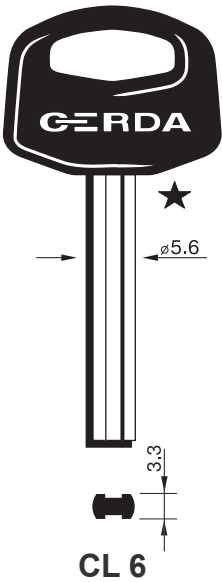
CL 3



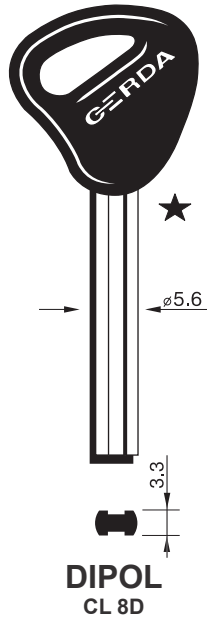
CL 4



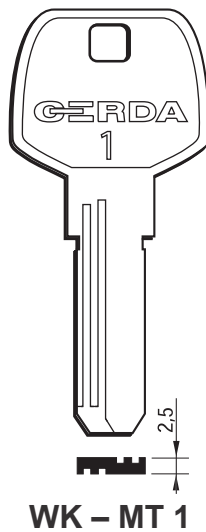
CL 5



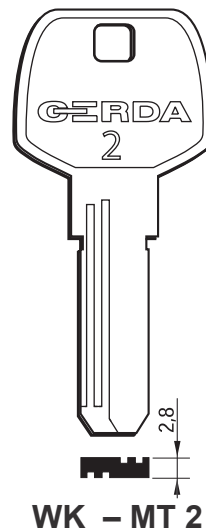
CL 6



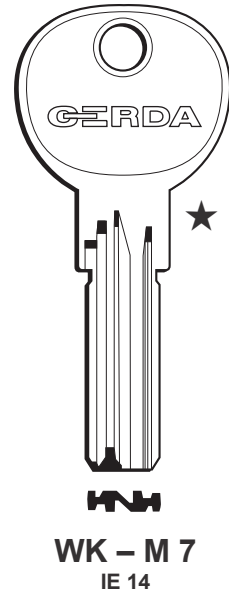
DIPOL
CL 8D



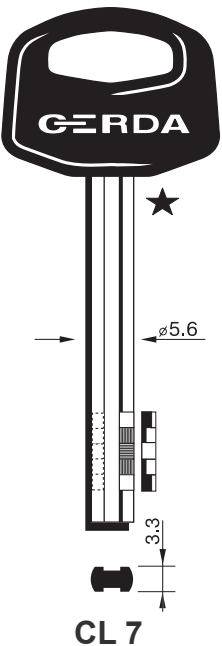
WK - MT 1



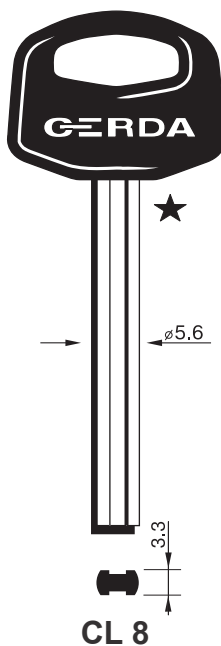
WK - MT 2



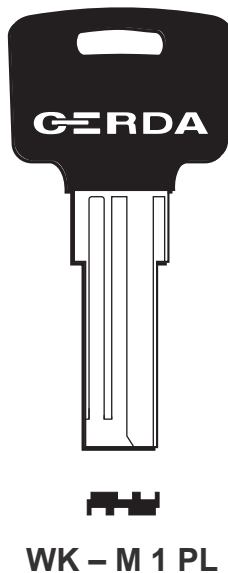
WK - M 7
IE 14



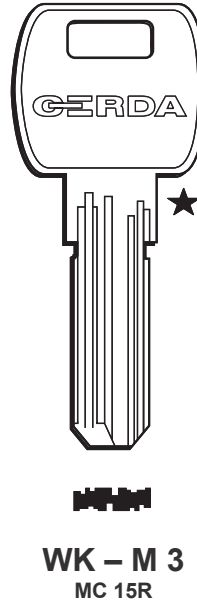
CL 7



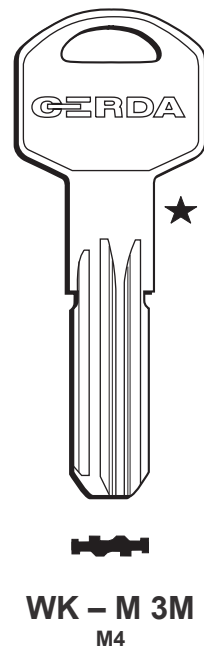
CL 8



WK - M 1 PL



WK - M 3
MC 15R

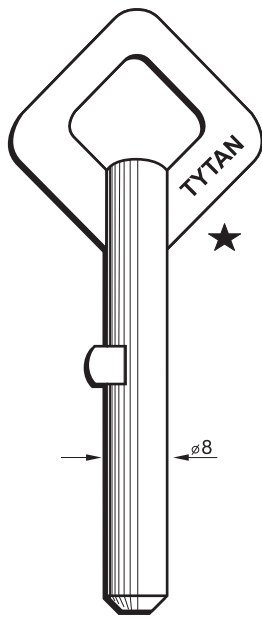


WK - M 3M
M4

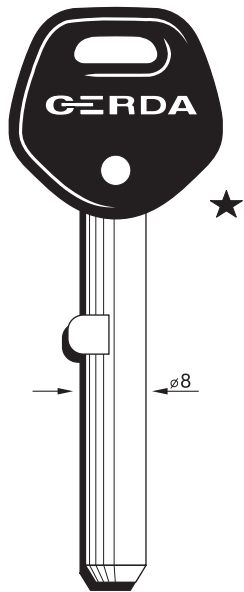
★ KLUCZE DOSTĘPNE TYLKO DLA AUTORYZOWANYCH SERWISÓW

GERDA

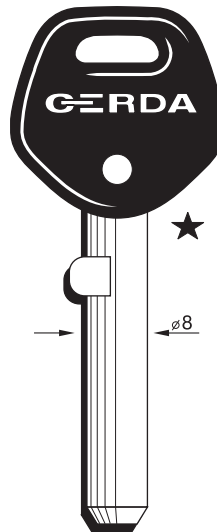
58



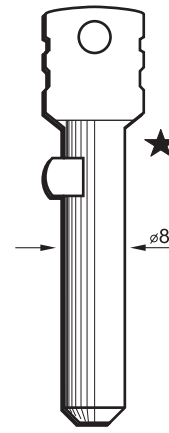
GT 1



GT 2



GT 3



KLUCZ KOMPLETNY:
KLG 1

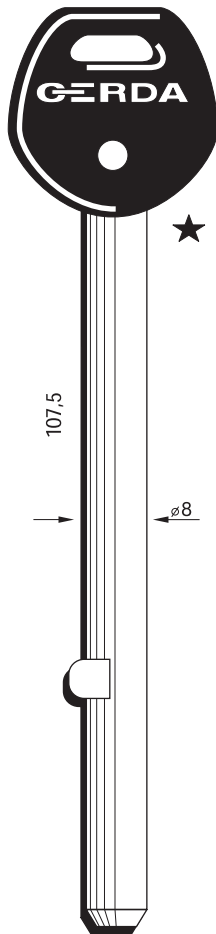


KLG 9

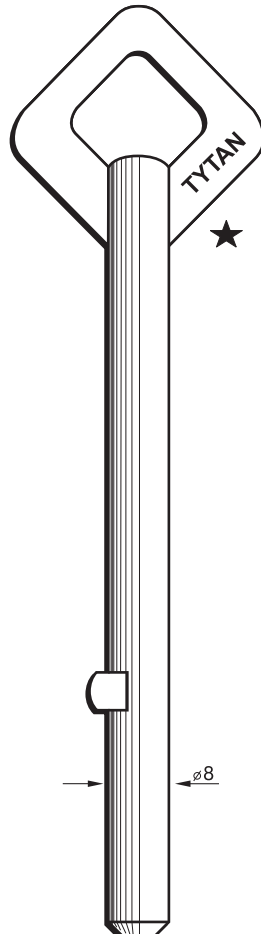


KLG 8

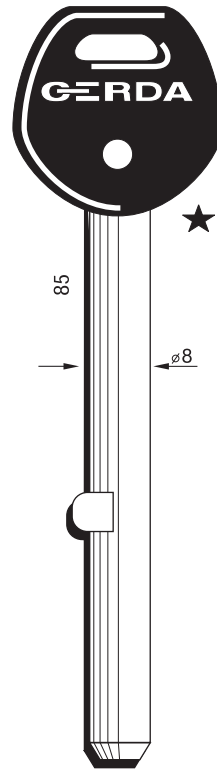
★ KLUCZE DOSTĘPNE TYLKO
DLA AUTORYZOWANYCH
SERWISÓW



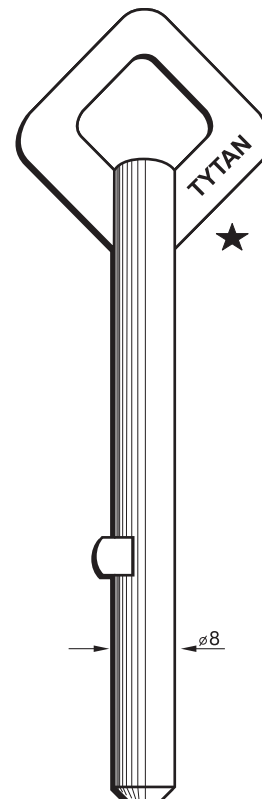
GT 7



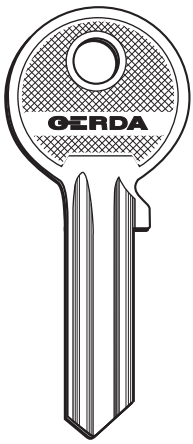
GT 6




GT 8



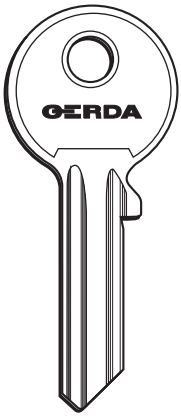
GT 5



WKE 1



RIM



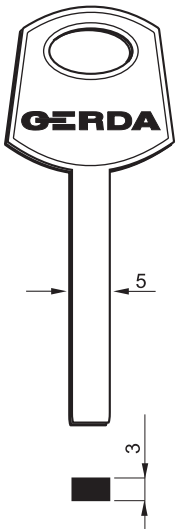
KL 3ST



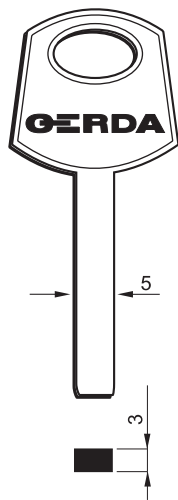
KL 2ST



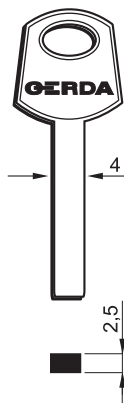
KL 1ST



KW 3ST

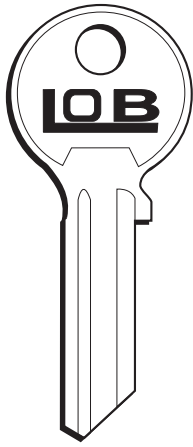


KW 2ST




KW 1ST

LOB



 AD 100

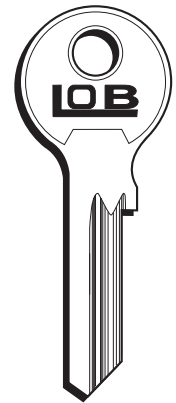
 AD 106



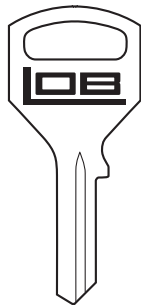
 AD 116




 AM 100




 AM 200



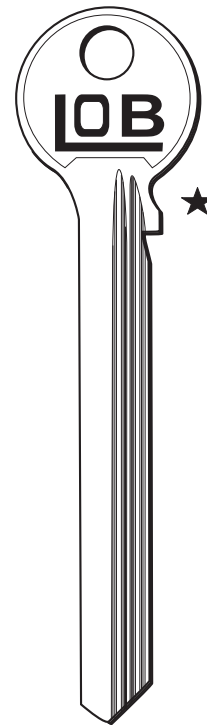
 AP 002



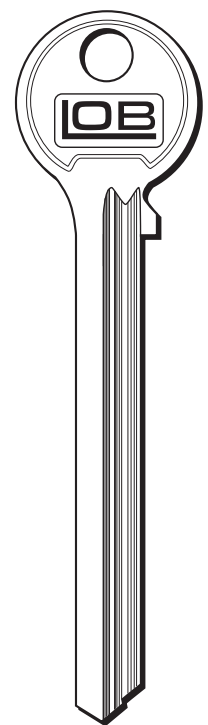
 AP 003




 AP 100




 AB 406



 AB 400




 YETI
AF 120




 AD 500

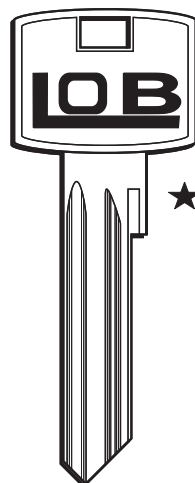
ORYGINAŁY



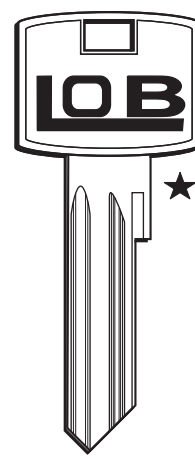
AD 601



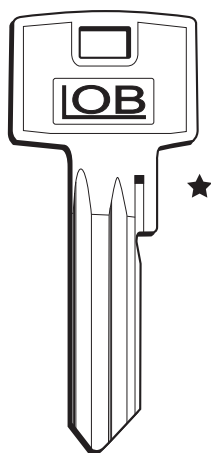
AD 114



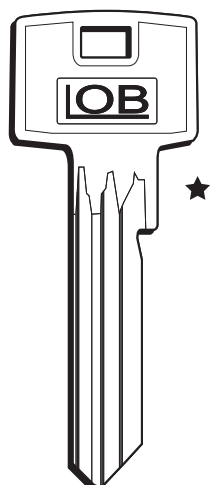
AD 602



AD 105



AD 135



AD 605



NEFRYT

★ KLUCZE DOSTĘPNE TYLKO
DLA AUTORYZOWANYCH SERWISÓW

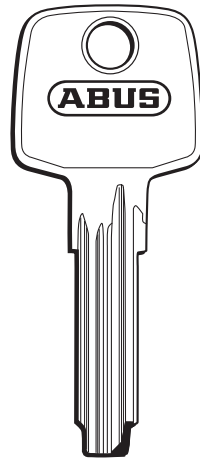
Klucze nawiercane



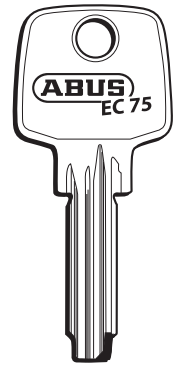
ABUS 1
AB 40
ORYGINAŁ




ABUS 2
AB 74
ORYGINAŁ



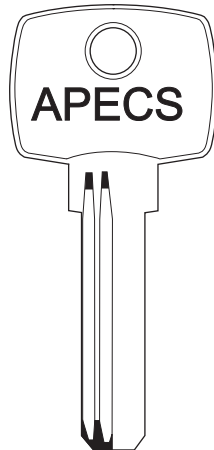
ABUS 3
AB 74
ORYGINAŁ



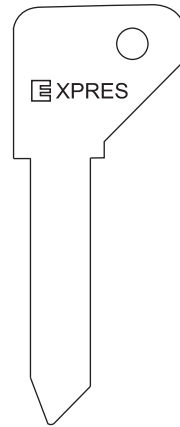
ABUS 4
AB 62
ORYGINAŁ




APEC K
KRÓTKI
ORYGINAŁ



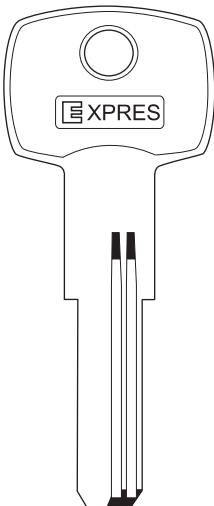
APEC D
DŁUGI
ORYGINAŁ



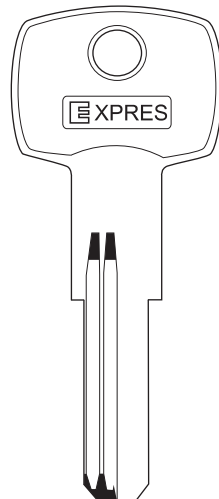
CABRO
KBR 1



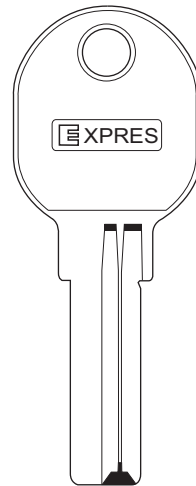
DELTA
ORYGINAŁ



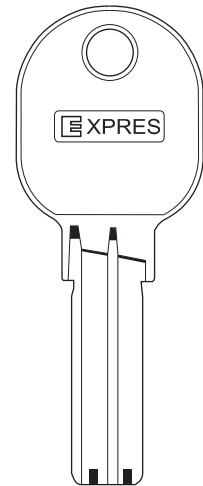
DLT



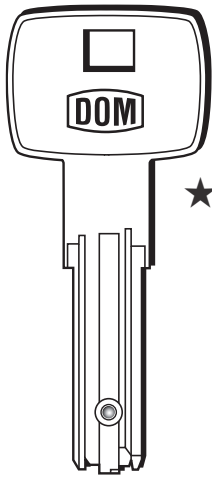
DLT 1



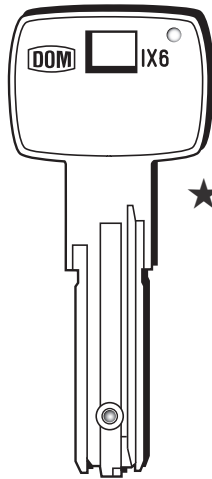
DM 24



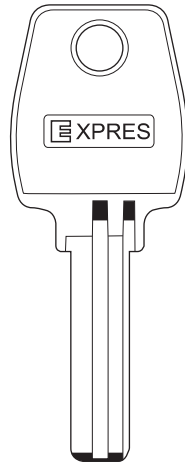
DM 49



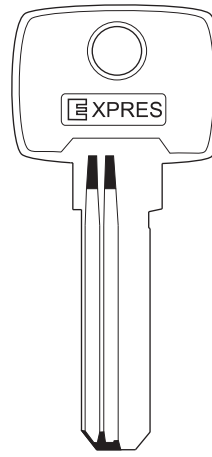
DOM 102
ORYGINAŁ



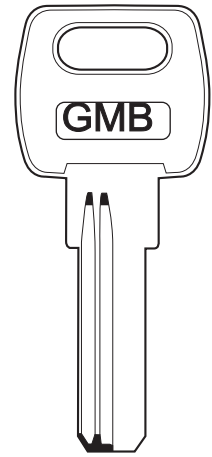
DOM 121
ORYGINAŁ (5RE)



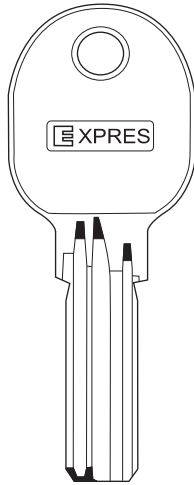
EU 17



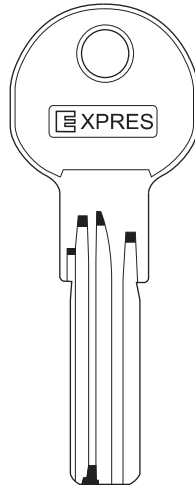
GAM 6



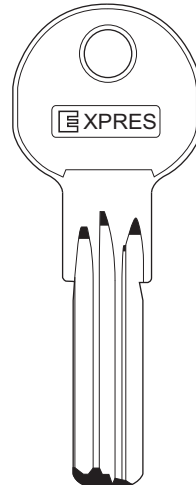
GMBN
ORYGINAŁ



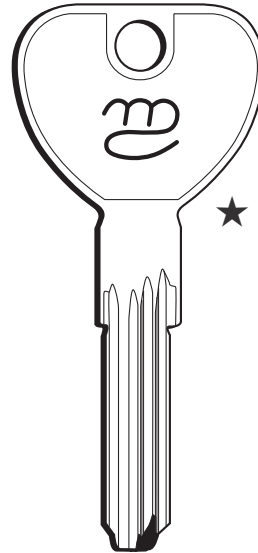
IE 15



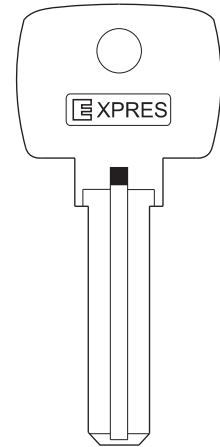
IE 26




IE 26S



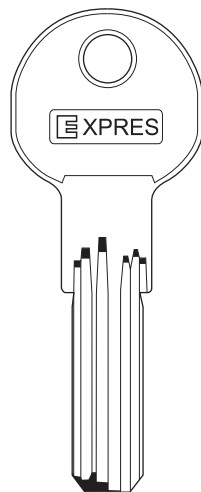
K 56
ORYGINAŁ



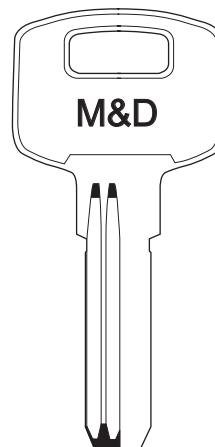
M




MC 15R



MC 15RX

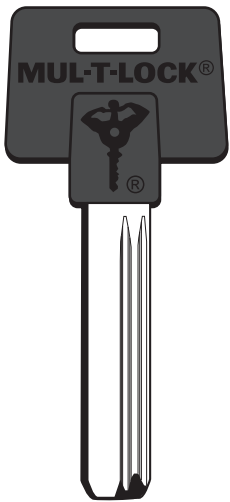


M&D
ORYGINAŁ
CYKLOP

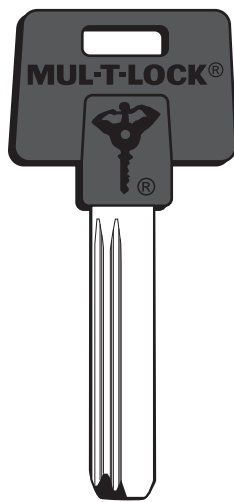


NEFRYT
ORYGINAŁ

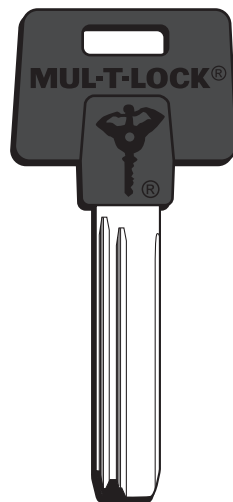
★ KLUCZE DOSTĘPNE TYLKO
DLA AUTORYZOWANYCH SERWISÓW



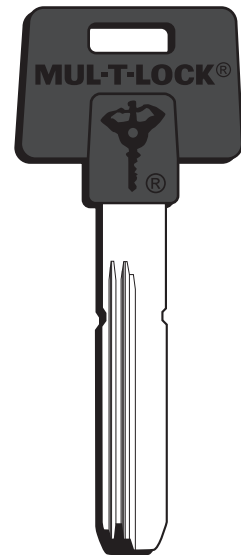
MTK
MULT 05 ORG.
MTK 4P



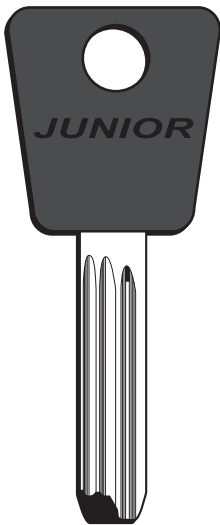
MTK
MULT 06 ORG.
MTK 4RP



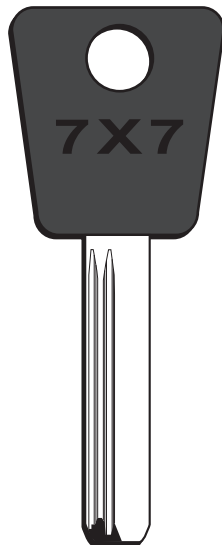
MTK
MULT 52 ORG.
MTK 9RP



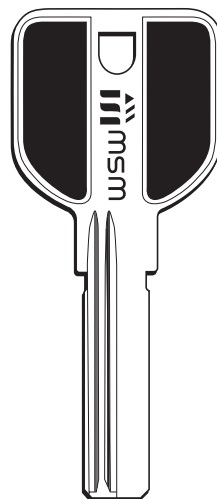
MTK
MULT 62 ORG.
MTK 10RP



MTK
MULT 08
(JUNIOR) ORG.
MTK 12RP



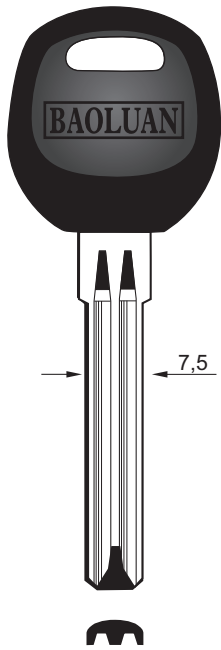
MTK
MULT 76 (7x7)
ORG.
MTK 13RAP



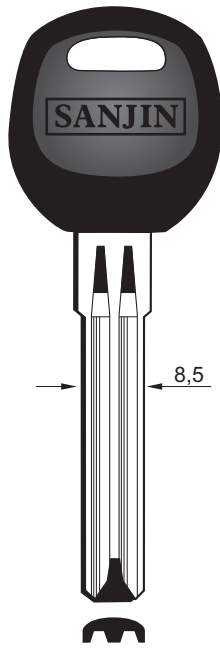
MTK
SAN MSM
ORYGINAŁ



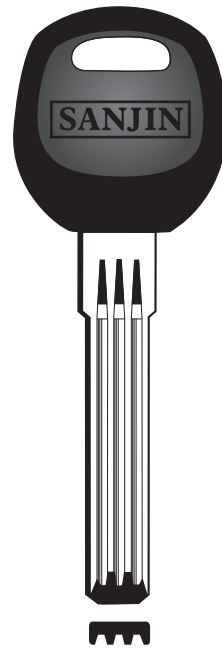
MTK
SAN WJ - 2X
ORYGINAŁ



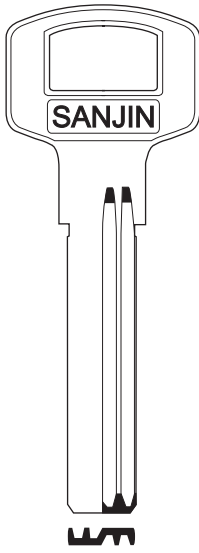
SAN - 7,5
ORYGINAL



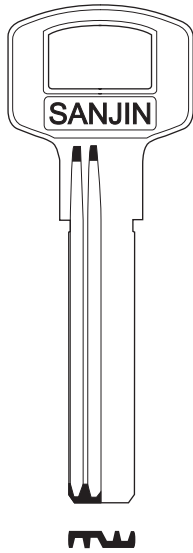
SAN - 8,5
ORYGINAL



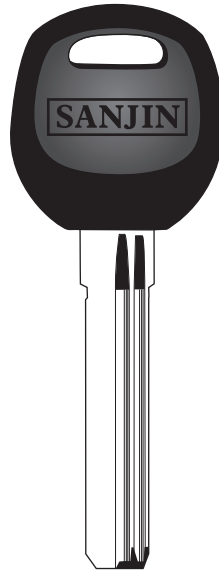
SAN 3R
ORYGINAL



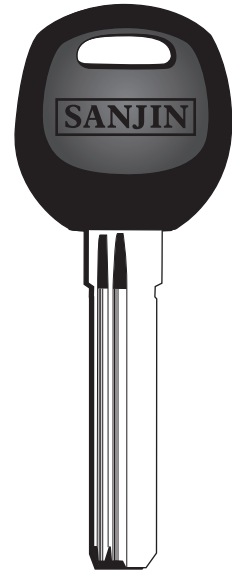
SAN L



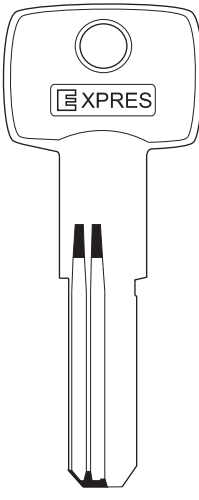
SAN P



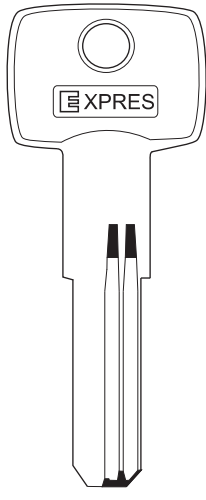
SAN LO
ORYGINAL




SAN PO
ORYGINAL



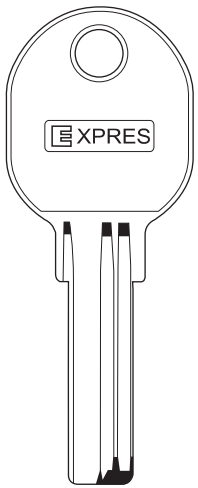
TD



TS



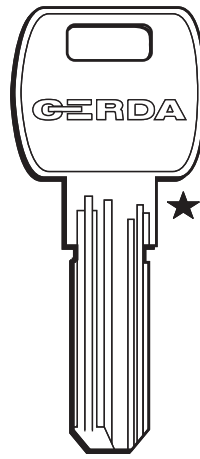
TOP 6



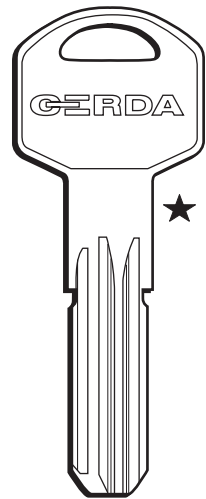

WK - M 1



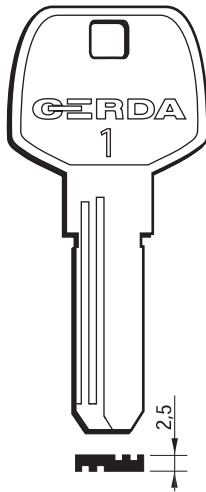

WK - M 1 PL



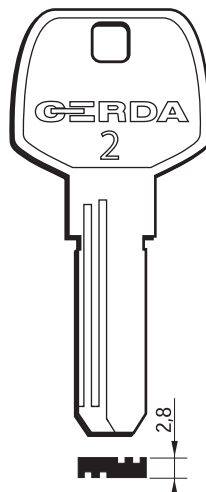

WK - M 3
MC 15R





WK - M 3M
M 4




WK - MT 1



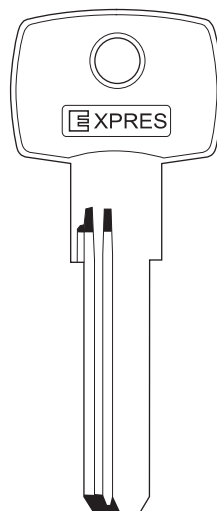
WK - MT 2



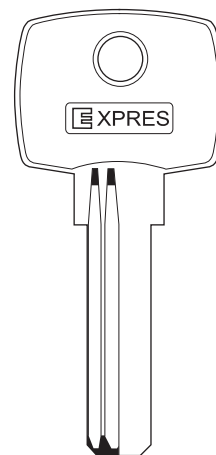

WK - M 7
IE 14




Y 6




Y 7





YA 6

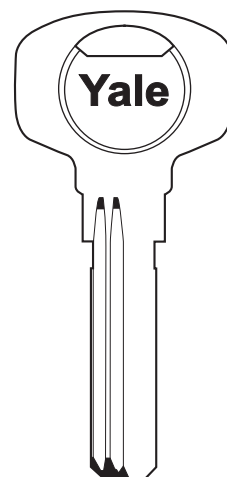
★ KLUCZE DOSTĘPNE TYLKO DLA AUTORYZOWANYCH SERWISÓW



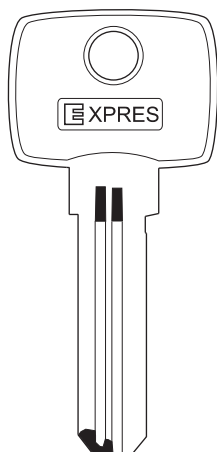
YAL 4N
ORYGINAŁ
4 ZAP., KRÓTKI



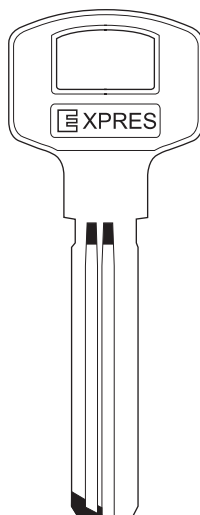
YAL 5N
ORYGINAŁ
5 ZAP., ŚREDNI




YAL 6N
ORYGINAŁ
6 ZAP., DŁUGI



YD 6R



YD 6RX

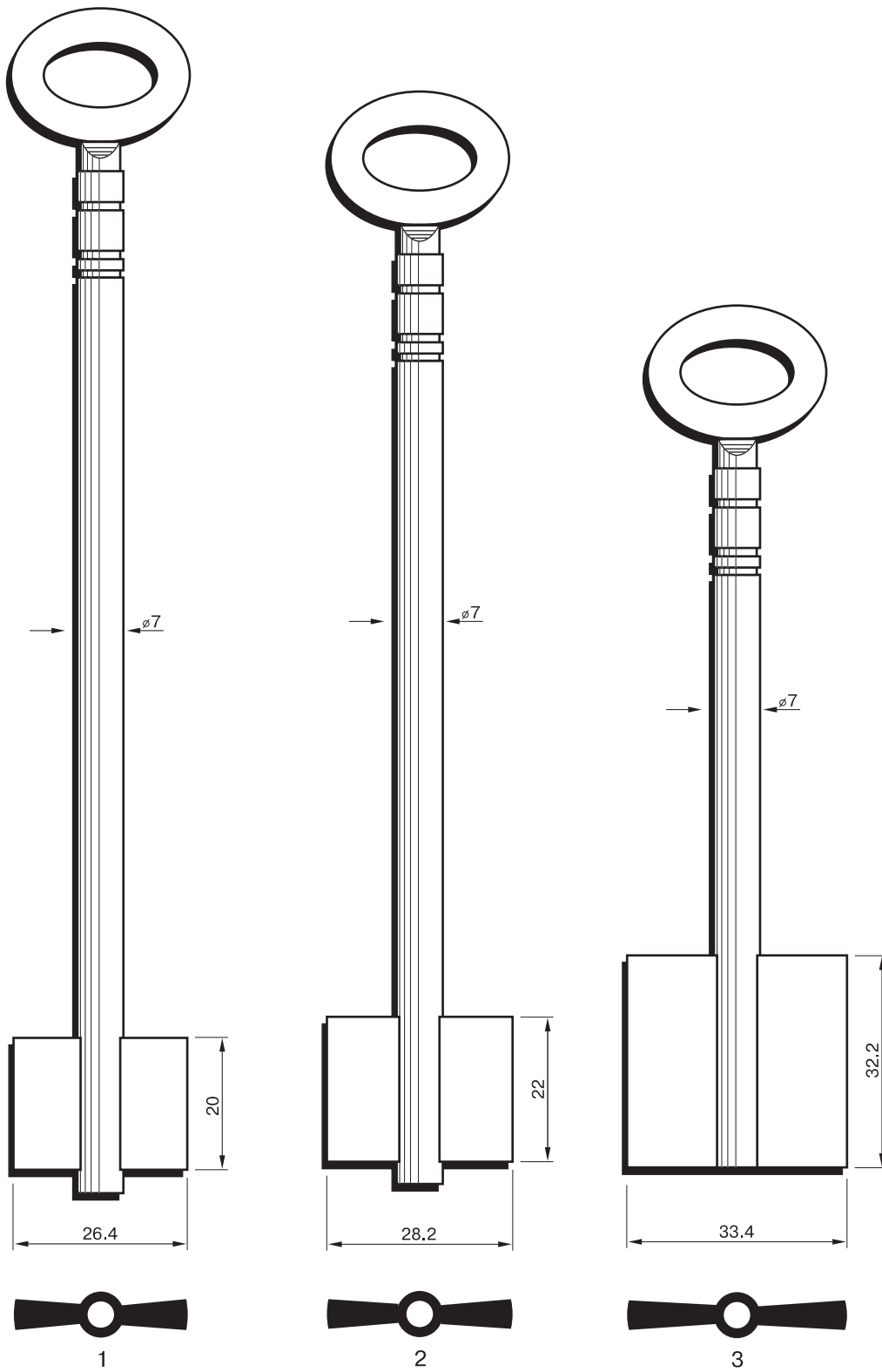


YET 2



YETI
AF 120

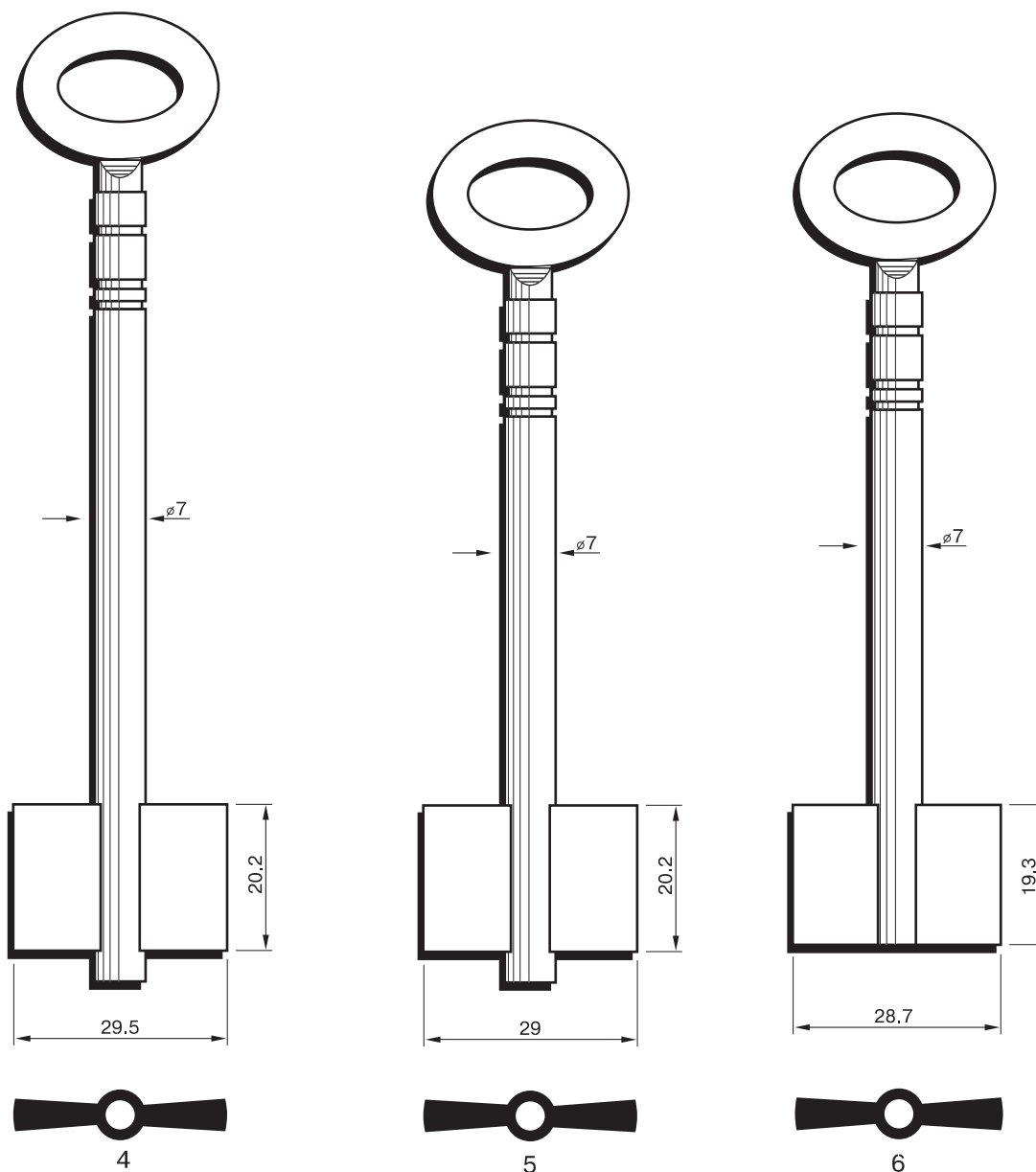
**Klucze
sejfowe
toczone**



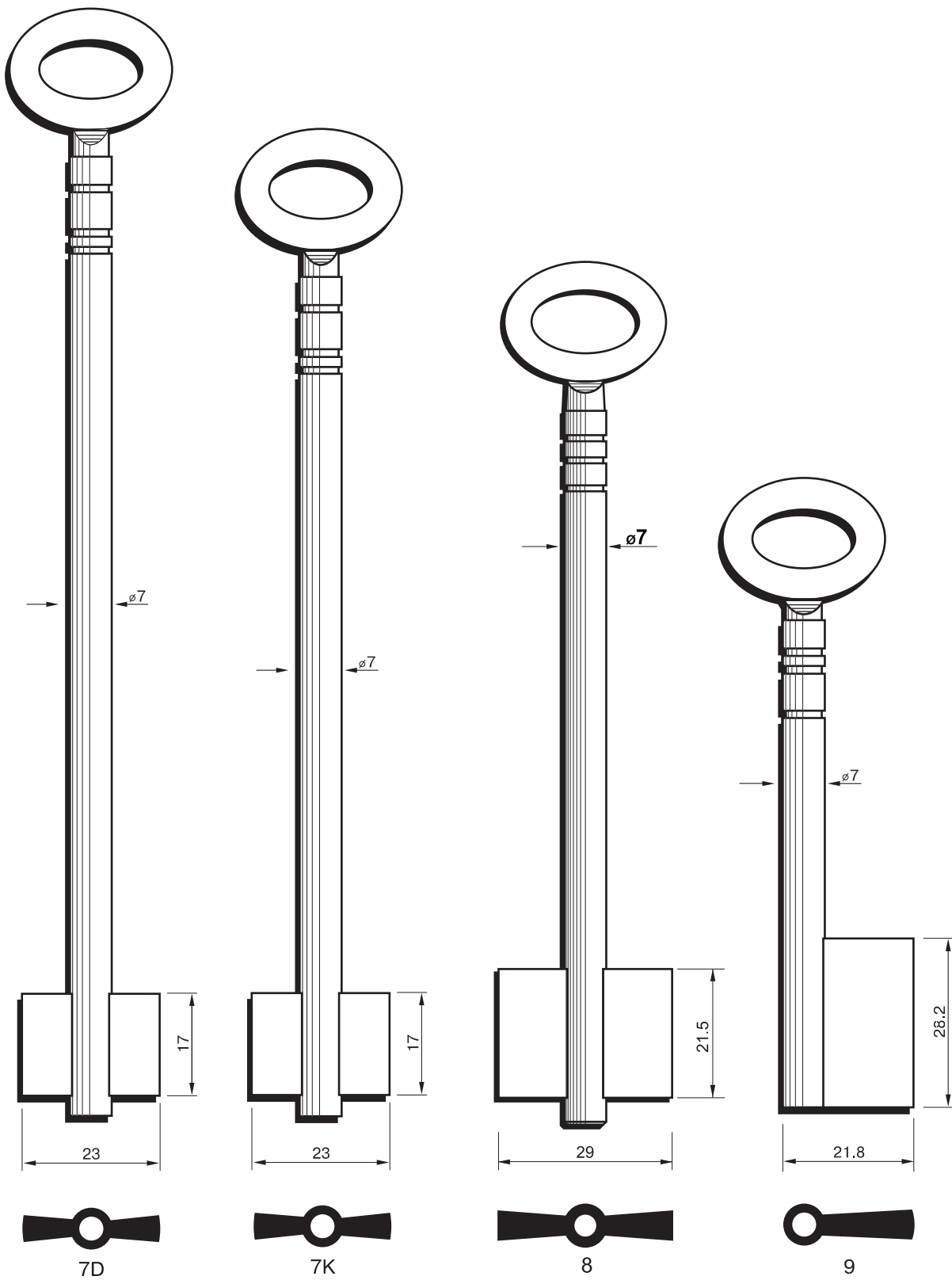
Przed cyfrą lub liczbą opisującą klucze sejflowe należy dodać wyraz sejf (np. sejf 14, sejf 22P)

sejflowe toczone

74



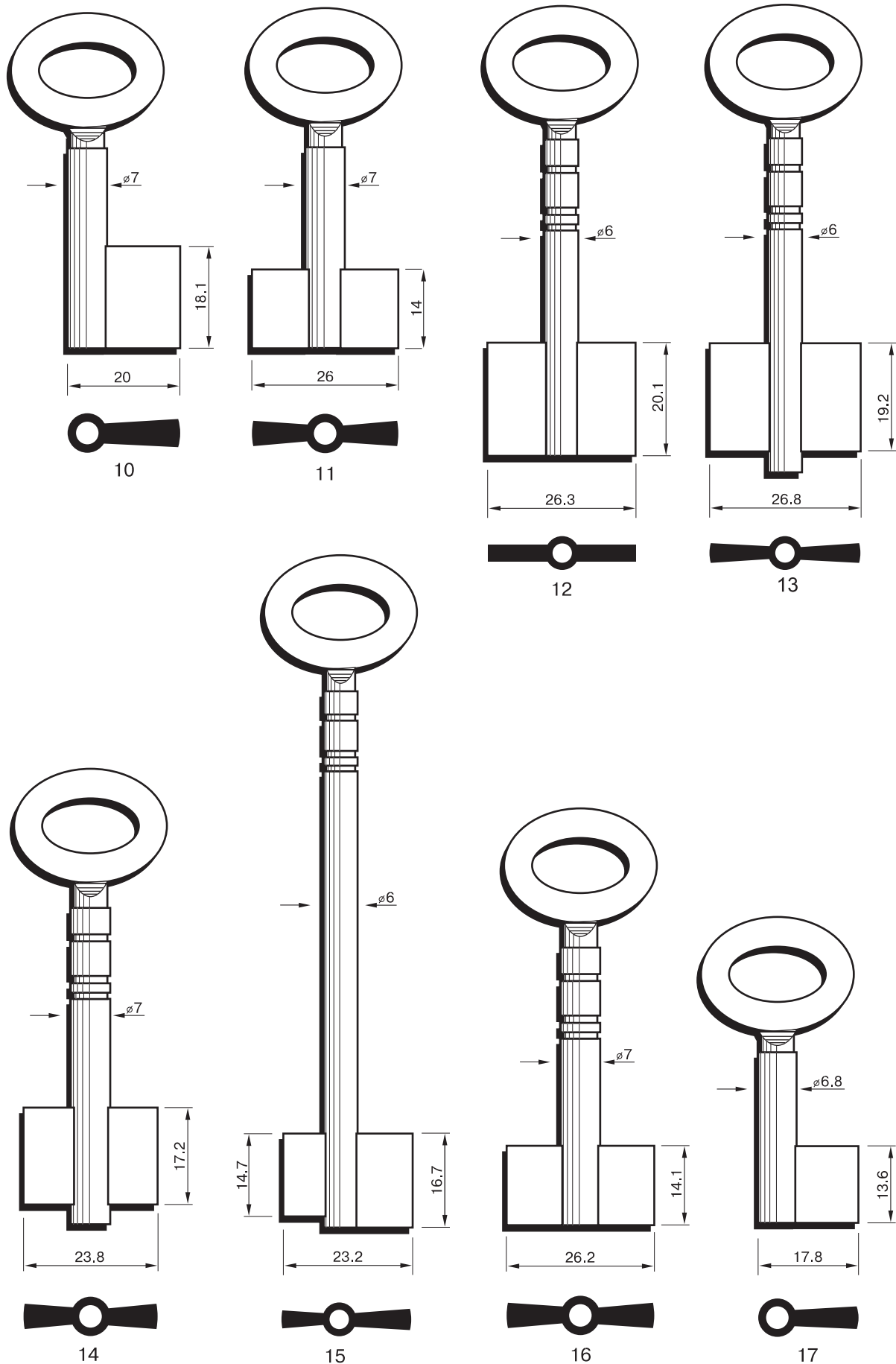
Przed cyfrą lub liczbą opisującą klucze sejflowe należy dodać wyraz sejf (np. sejf 14, sejf 22P)



Przed cyfrą lub liczbą opisującą klucze sejflowe należy dodać wyraz sejf (np. sejf 14, sejf 22P)

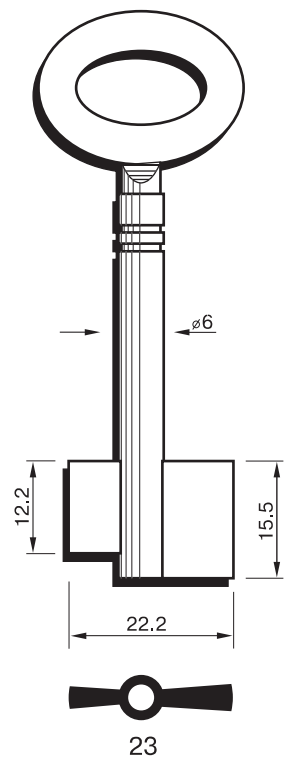
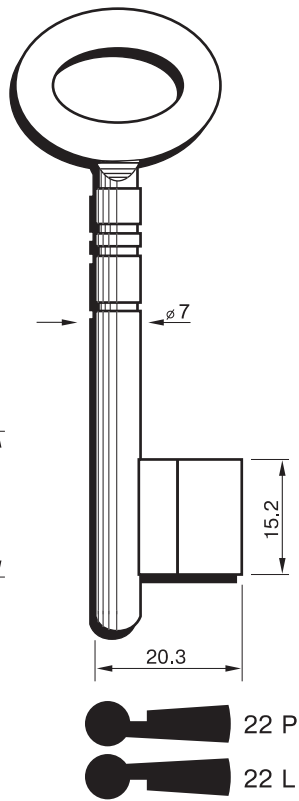
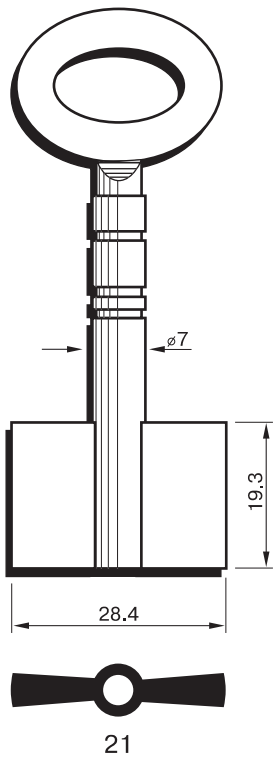
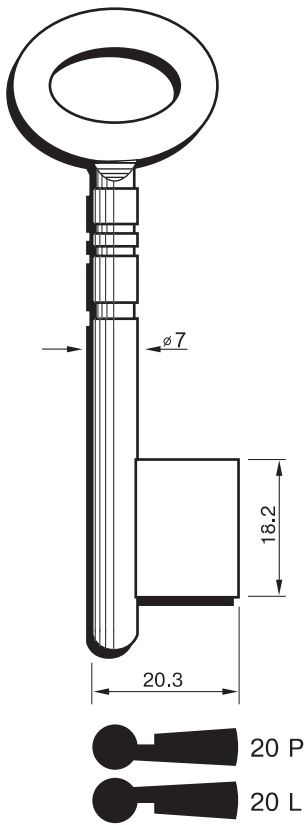
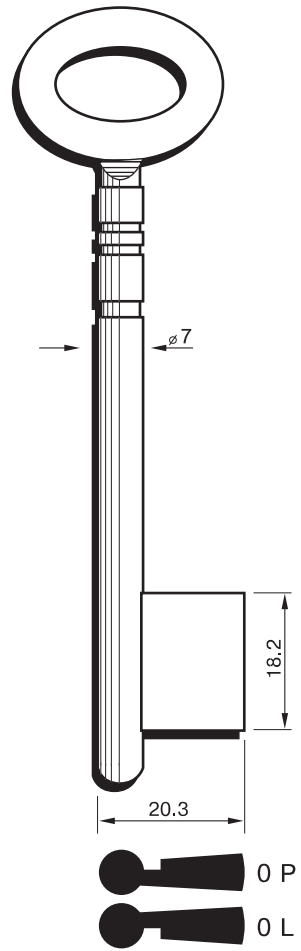
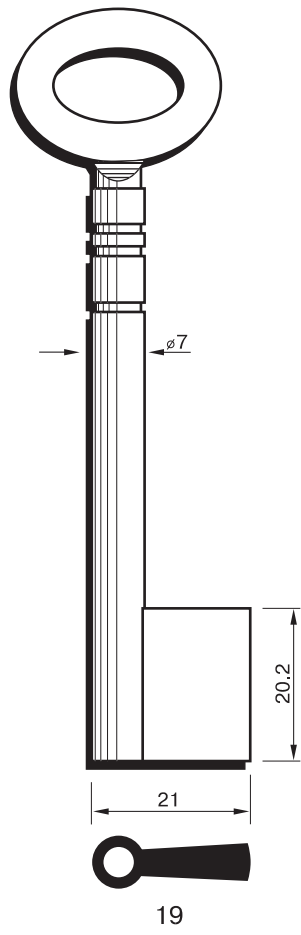
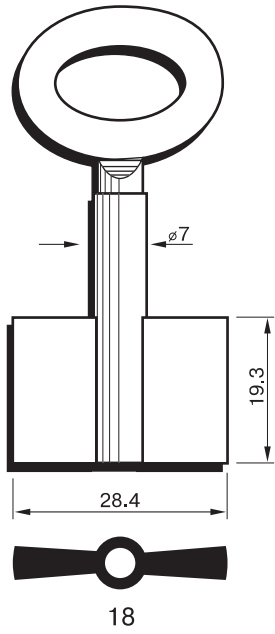
sejflowe toczone

76



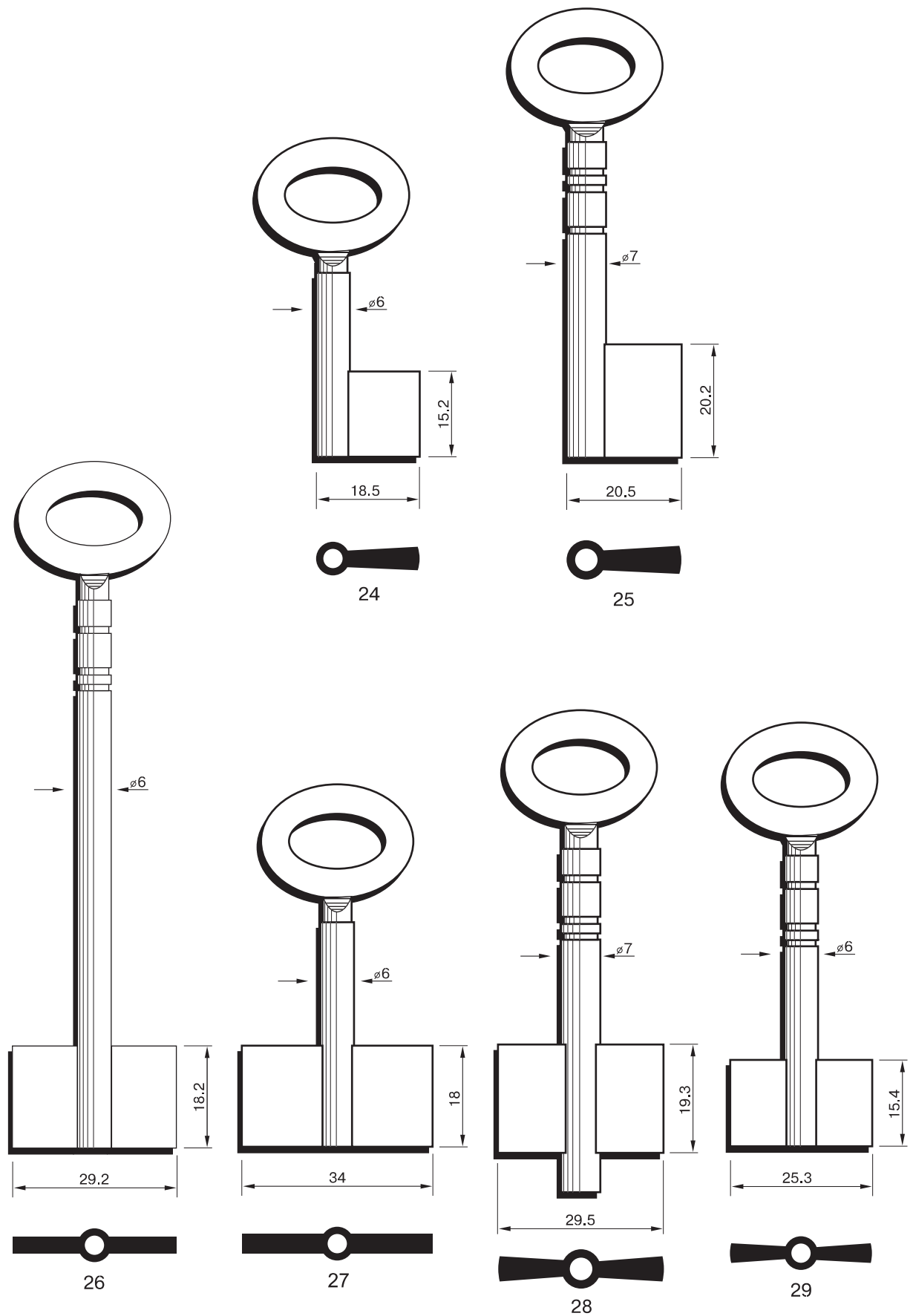
Przed cyfrą lub liczbą opisującą klucze sejflowe należy dodać wyraz sejf (np. sejf 14, sejf 22P)

sejfwy toczony

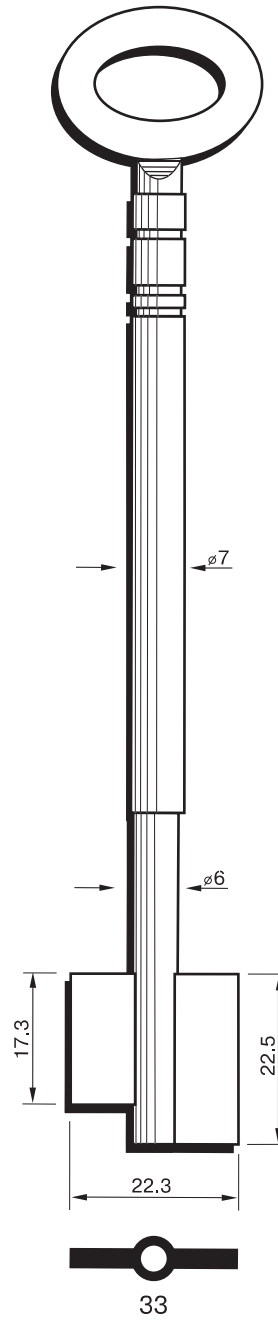
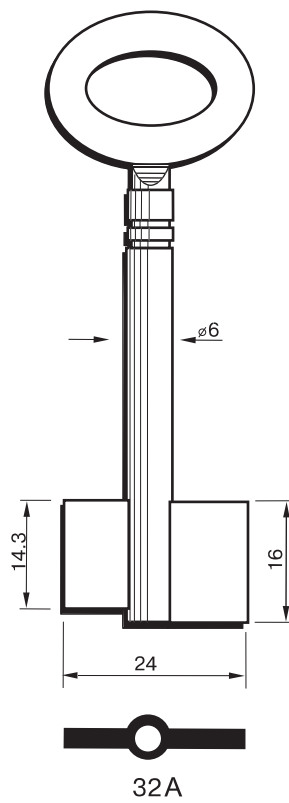
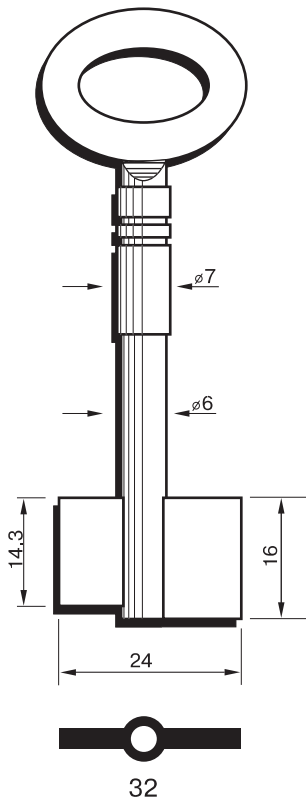
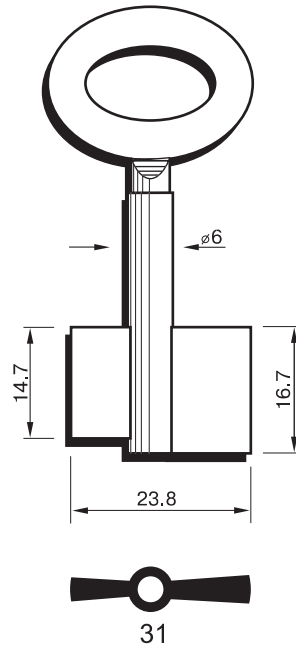
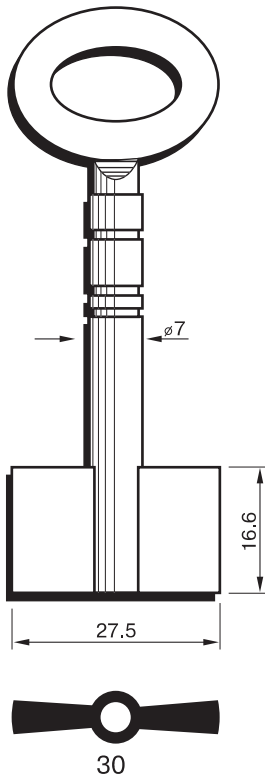


Przed cyfrą lub liczbą opisującą klucze sejfwy należy dodać wyraz sejf (np. sejf 14, sejf 22P)

sejfwowe toczone



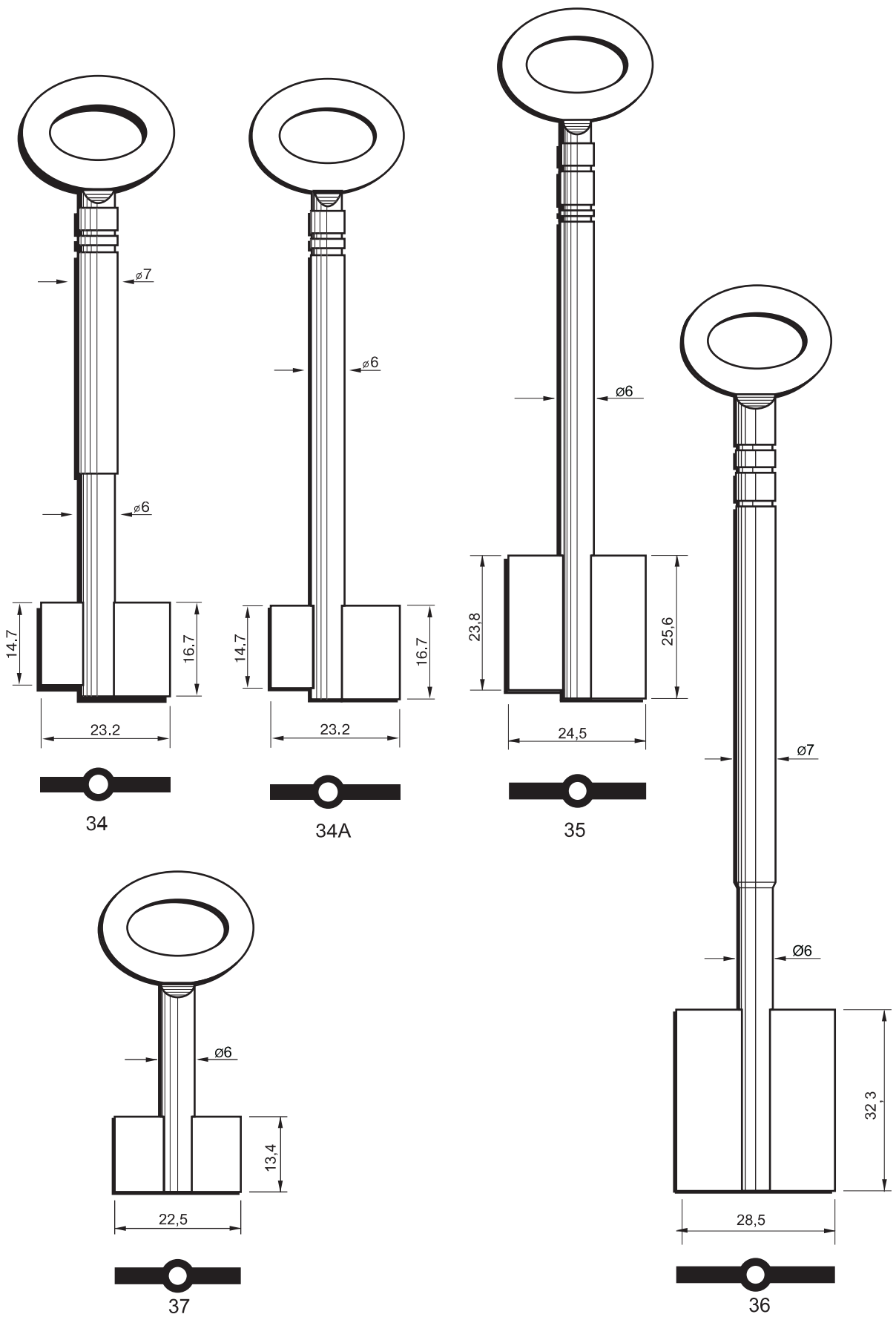
Przed cyfrą lub liczbą opisującą klucze sejfwowe należy dodać wyraz sejf (np. sejf 14, sejf 22P)



Przed cyfrą lub liczbą opisującą klucze sejfwy należy dodać wyraz sejf (np. sejf 14, sejf 22P)

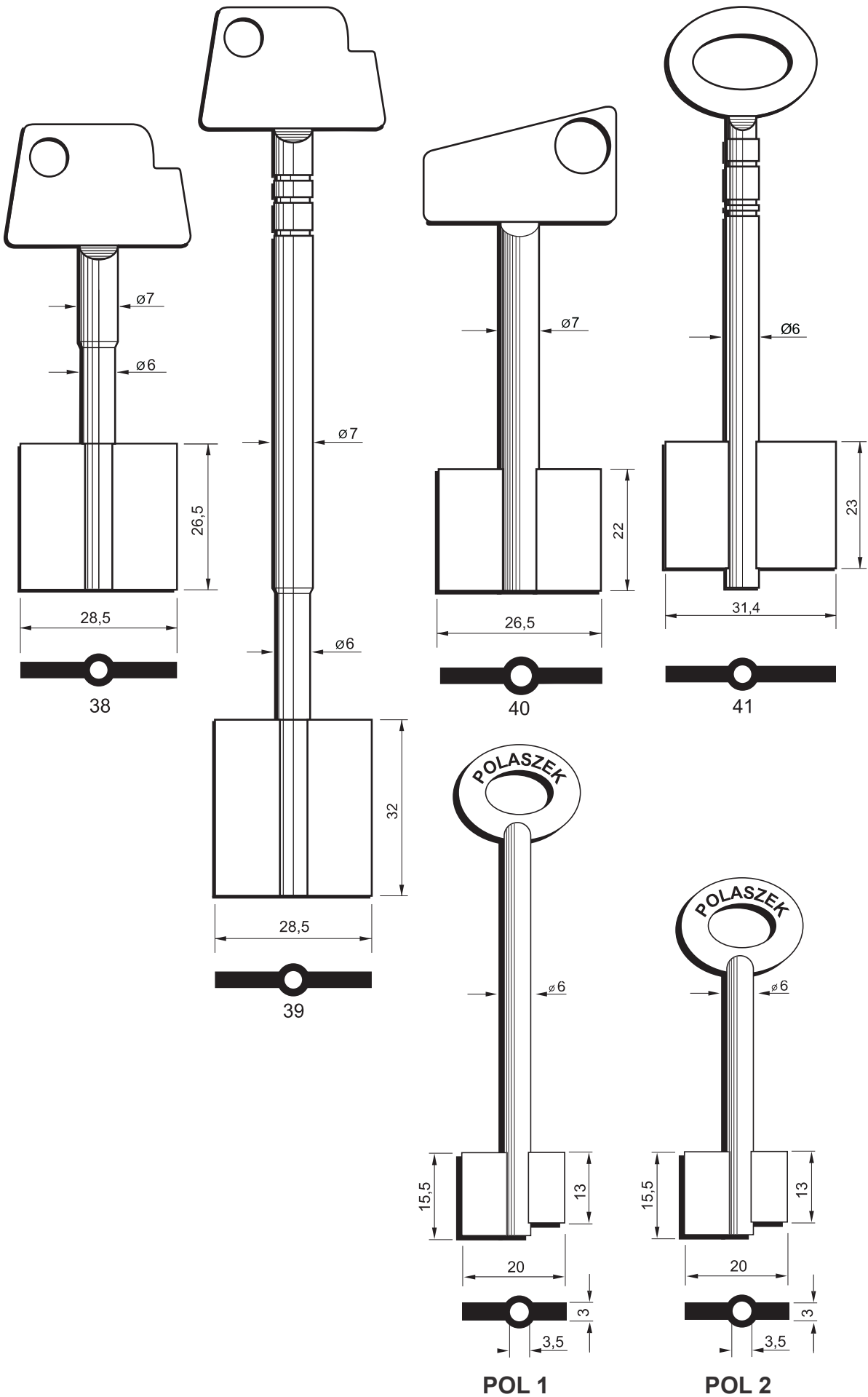
sejfwy toczony

80



Przed cyfrą lub liczbą opisującą klucze sejfwy należy dodać wyraz sejf (np. sejf 14, sejf 22P)

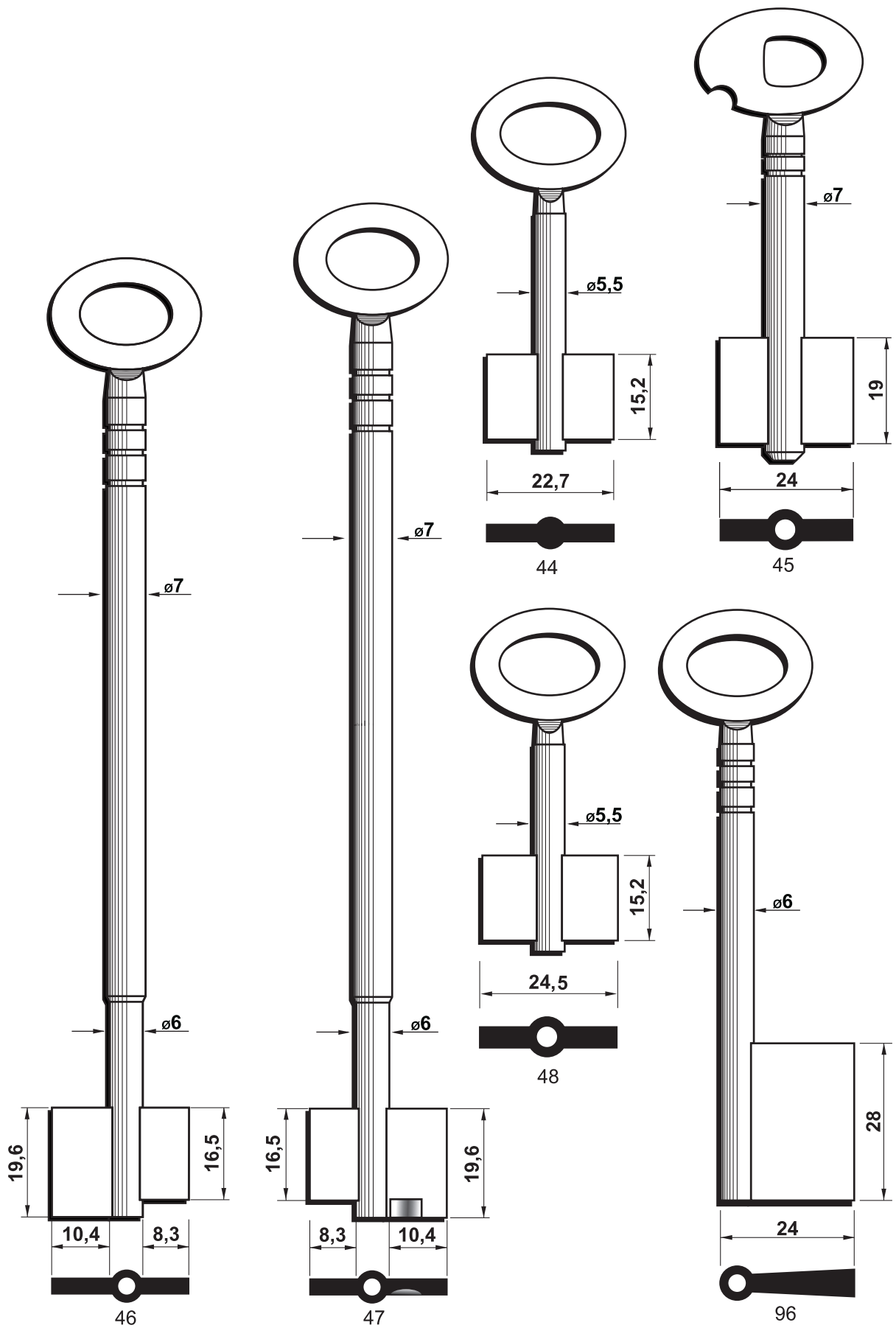
sejfwy toczony



Przed cyfrą lub liczbą opisującą klucze sejfowe należy dodać wyraz sejf (np. sejf 14, sejf 22P)

sejflowe toczone

82

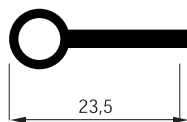
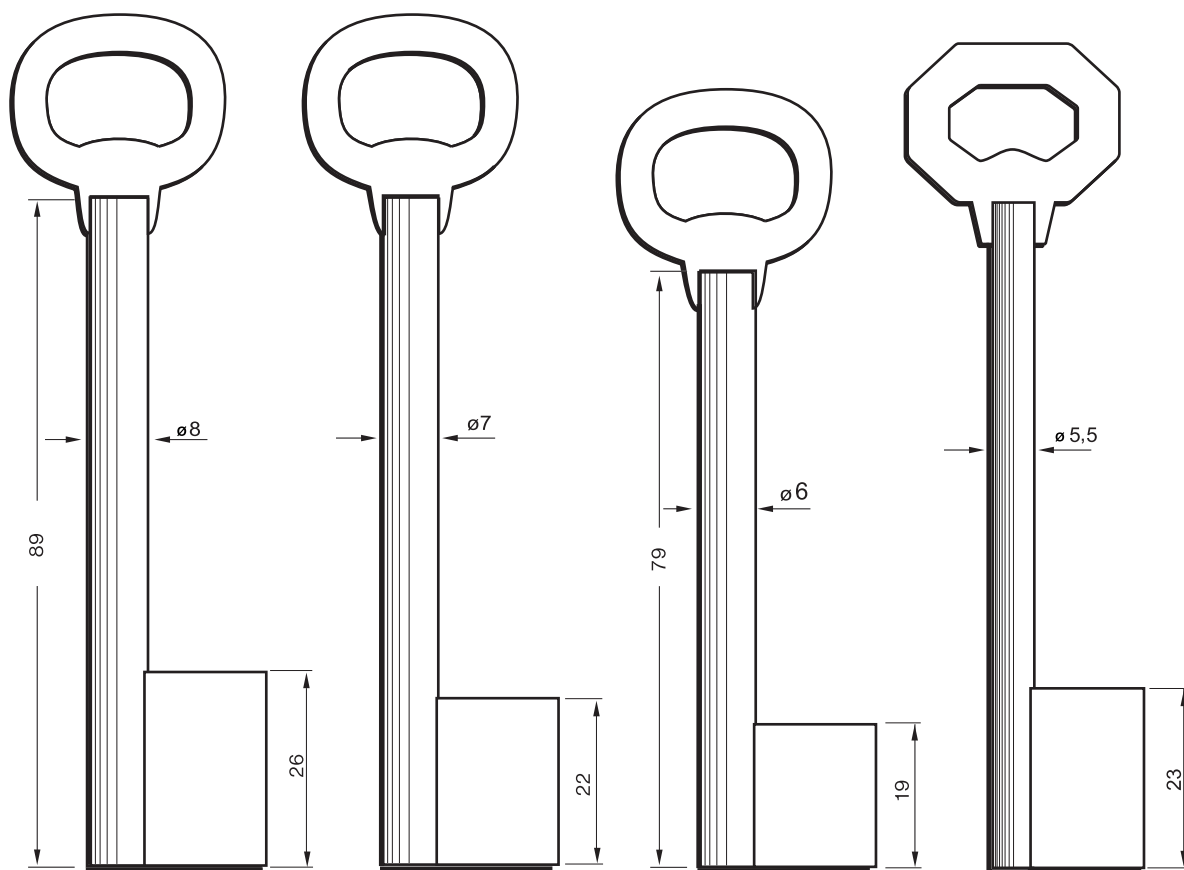


Przed cyfrą lub liczbą opisującą klucze sejflowe należy dodać wyraz sejf (np. sejf 14, sejf 22P)

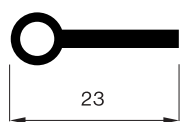
Klucze do zasuw

jednopiórowe do zasuw

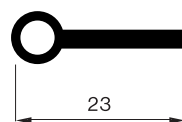
DAR-MAR



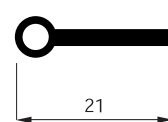
8 KLZ



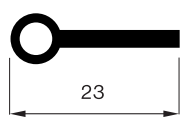
7 KLZ



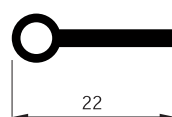
6 KLZM1



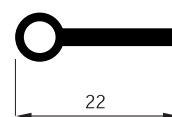
5,5 KLZ



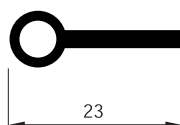
6,5 KLZS



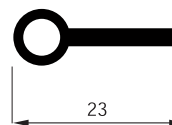
6,5 KLZ



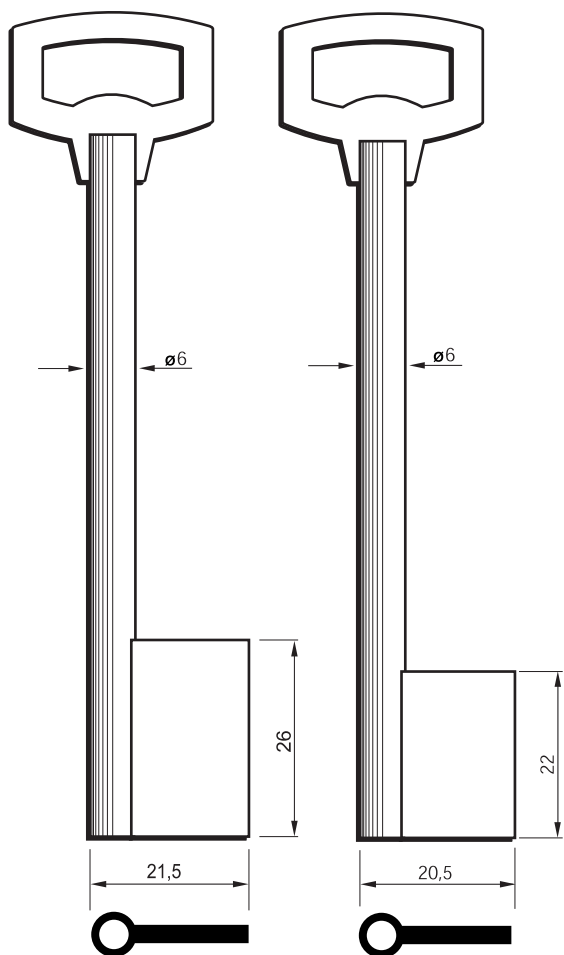
6,5 KLZ



7,5 KLZ

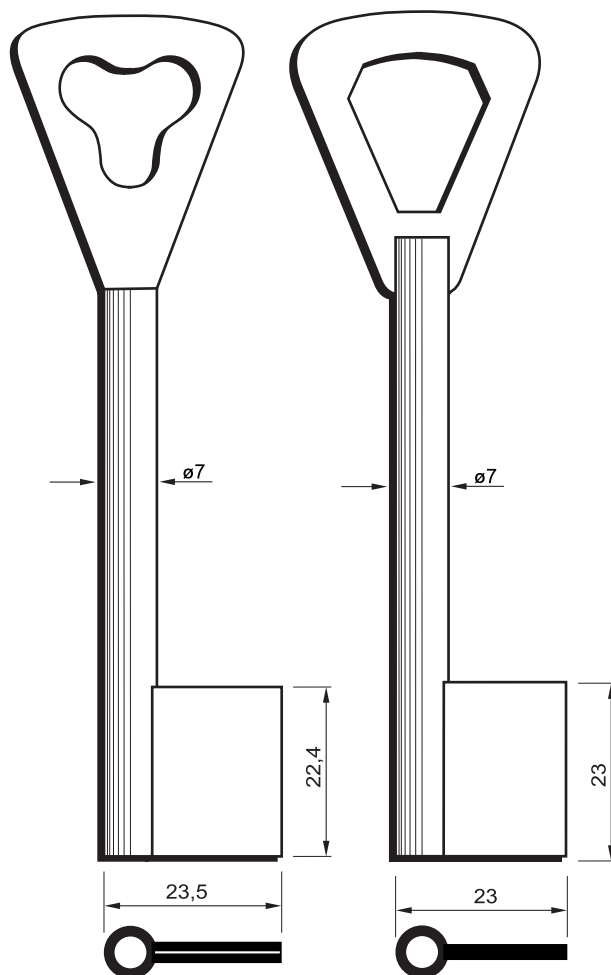


7,5 KLZ



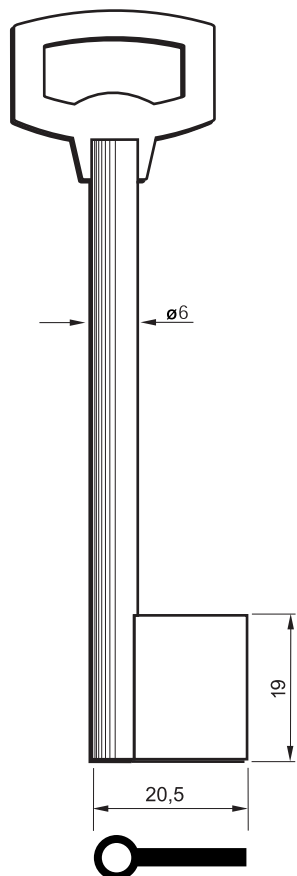
6 KLZ

6 KLZS

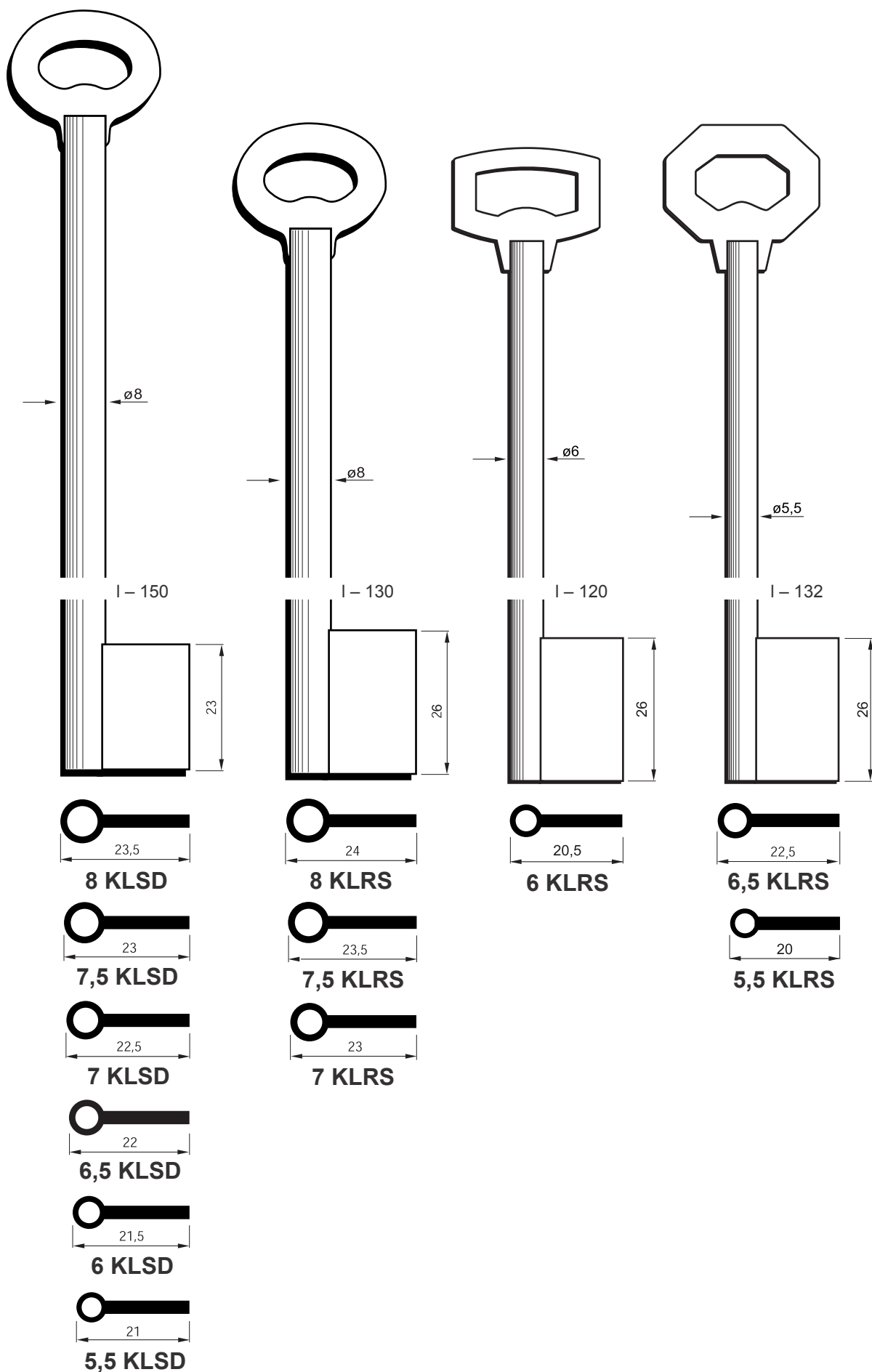


7 KLZM
ZGRZEWANA

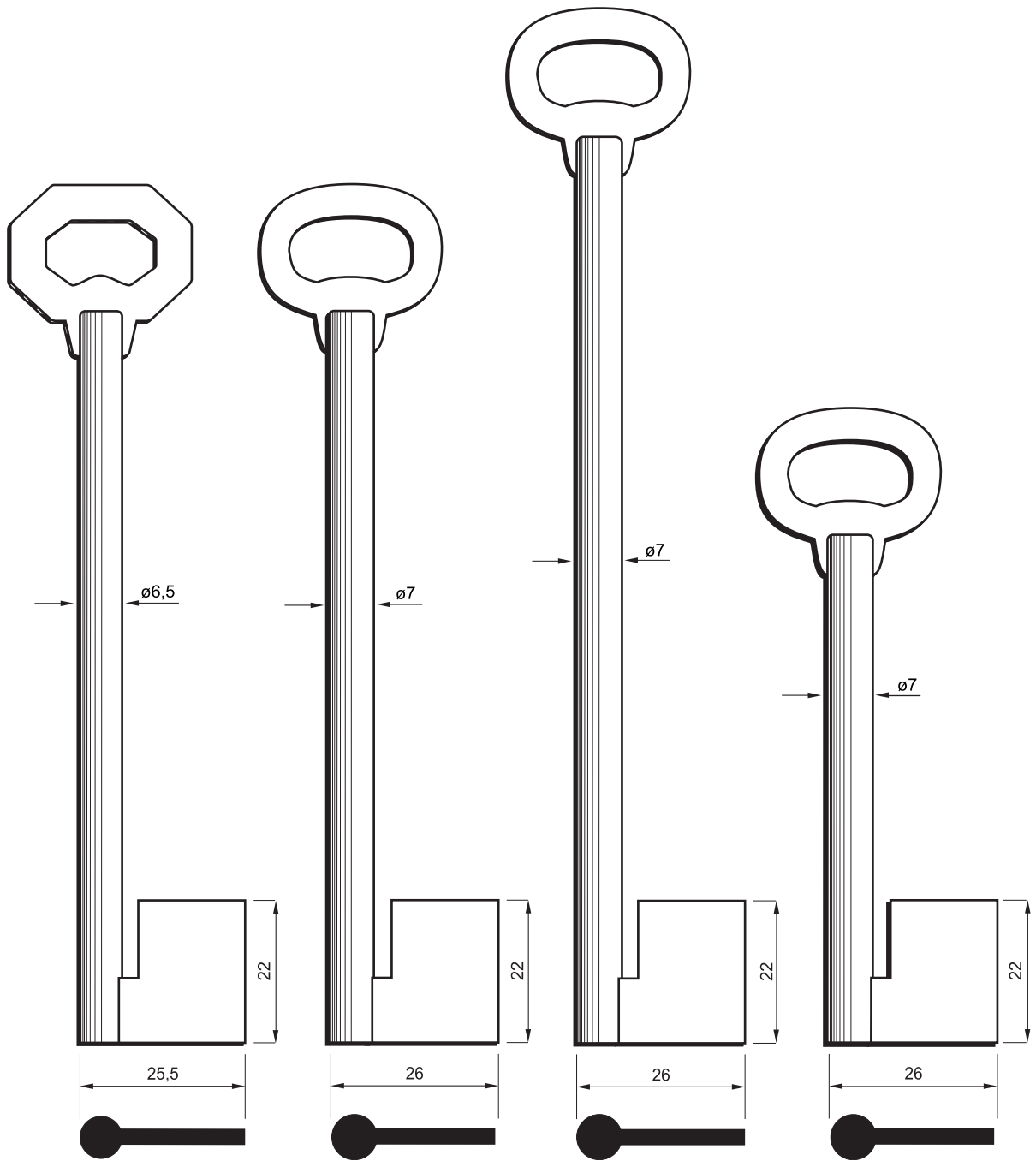
7 KLZZ
LUTOWANA



6 KLZM



długość l razem z główką

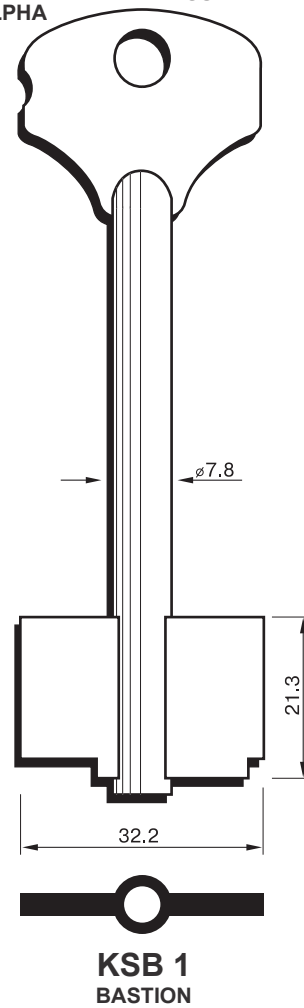
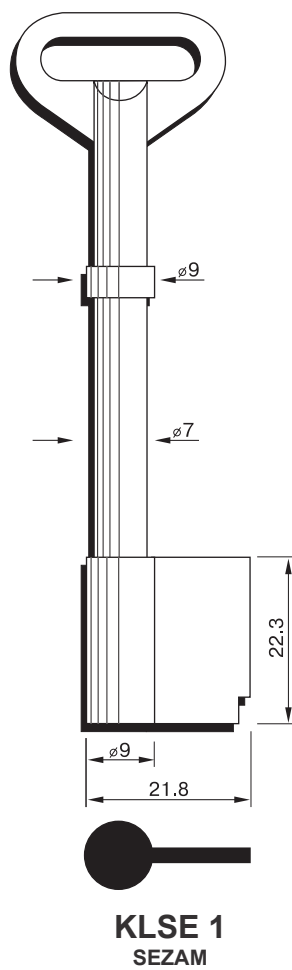
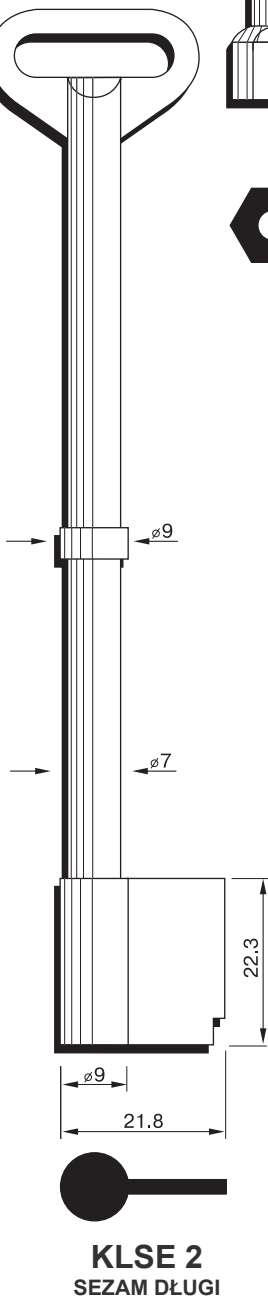
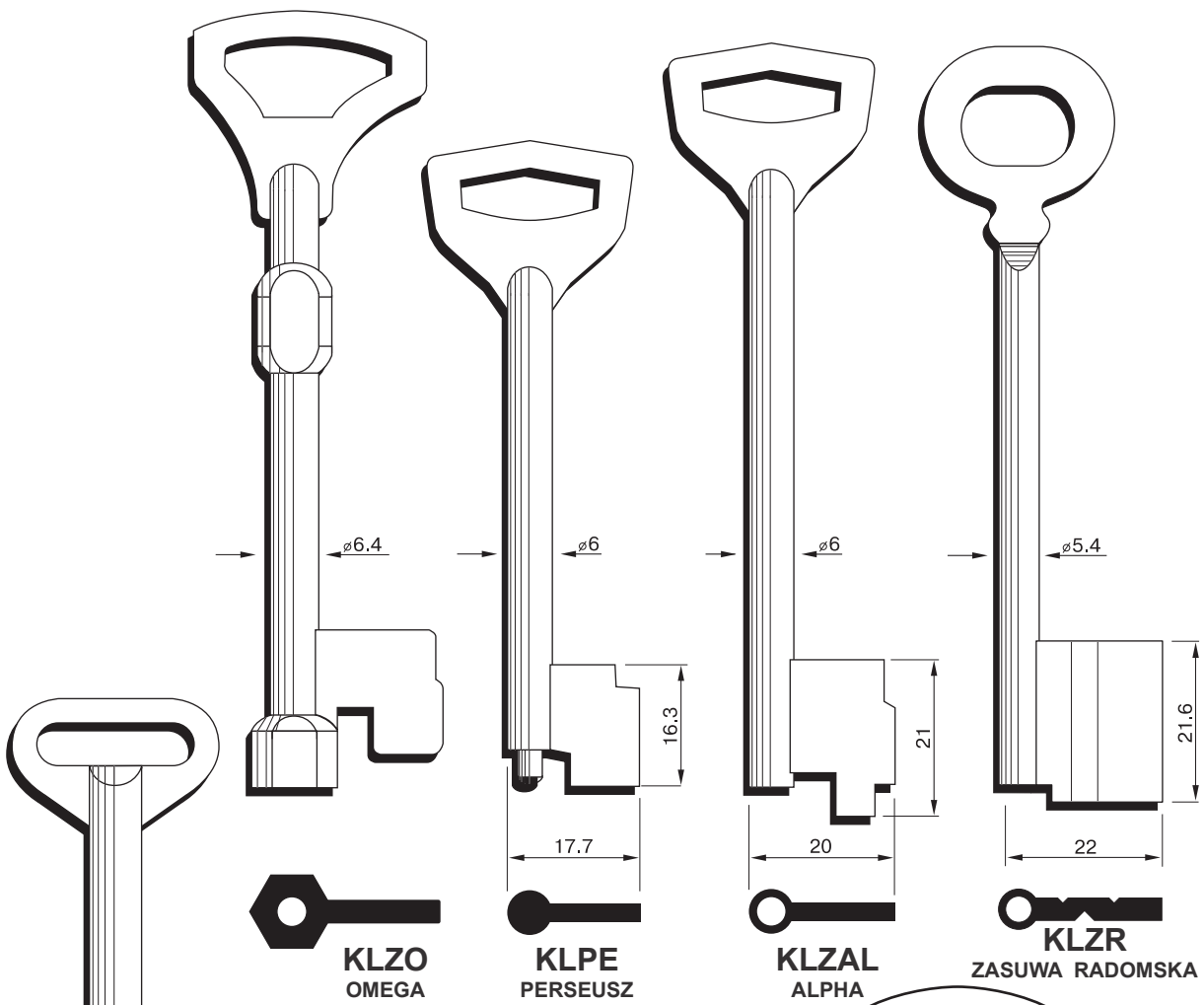


KSK 3

KSK 1

KSK 2
klucz
wykonywany
na specjalne
zamówienie

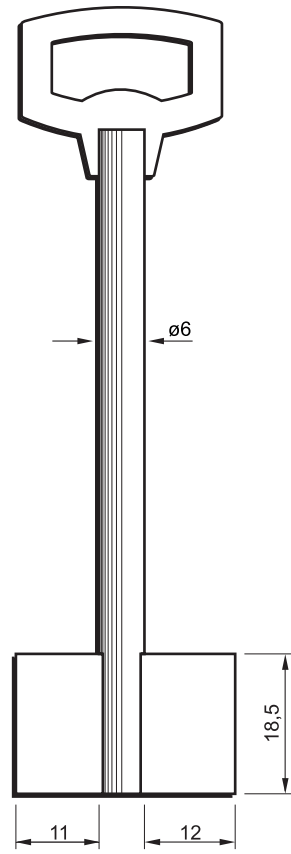
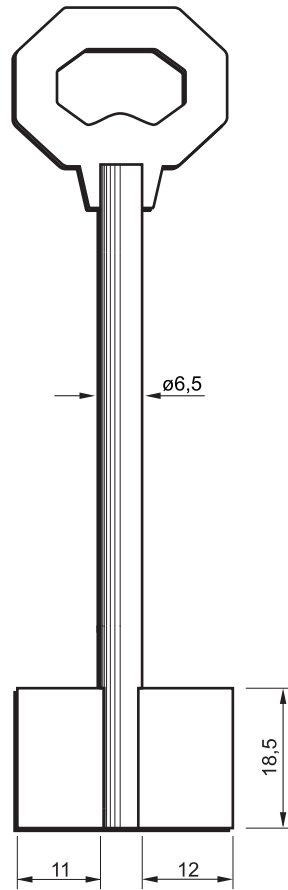
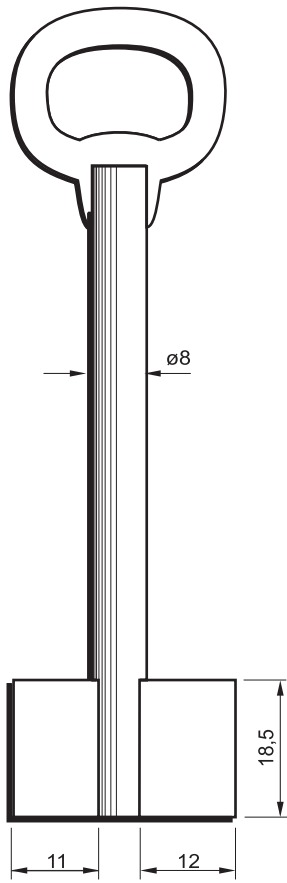
KSK 4



DAR-MAR

dwupiórowe

90



8 KPO



6,5 KPO



6 KPO



7,5 KPO



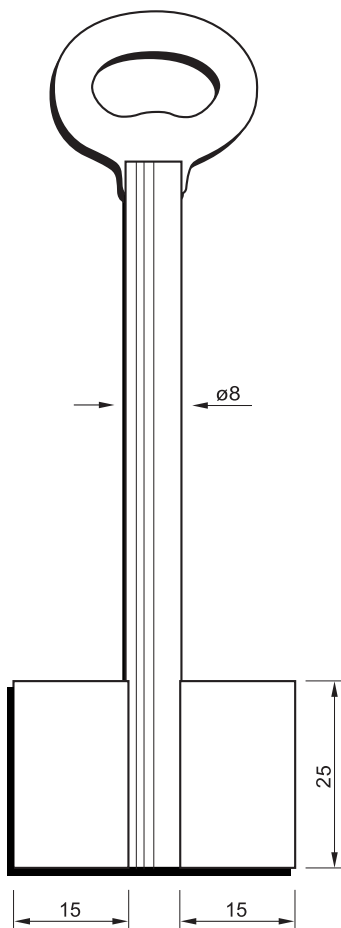
7 KPO









5,5 KPO

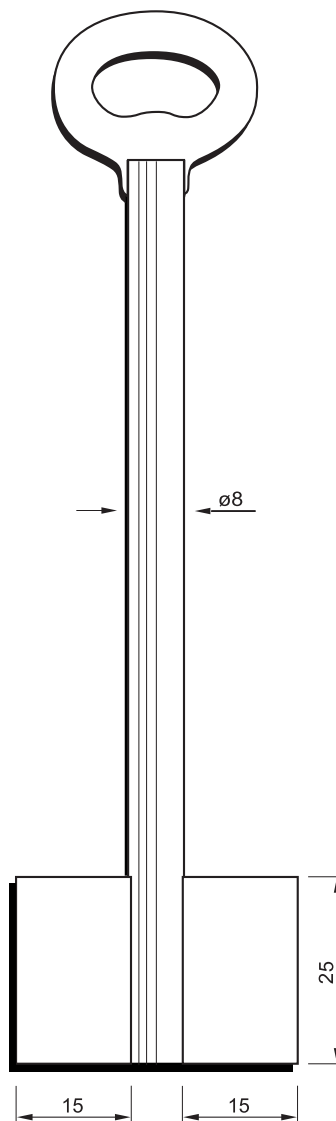








dwupiórowe

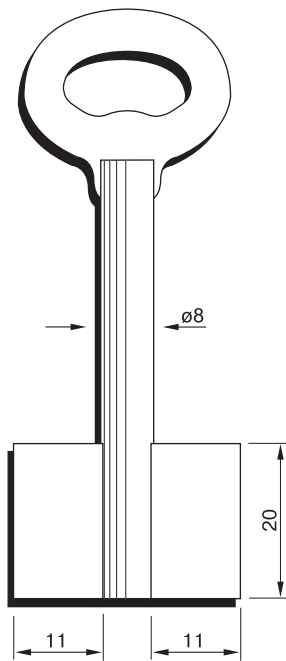


-  8 SPO
-  7,5 SPO
-  7 SPO
-  6,5 SPO
-  6 SPO
-  5,5 SPO

DAR-MAR



-  8 SPO
-  7,5 SPO
-  7 SPO
-  6,5 SPO
-  6 SPO
-  5,5 SPO



8 KKS2



7,5 KKS2



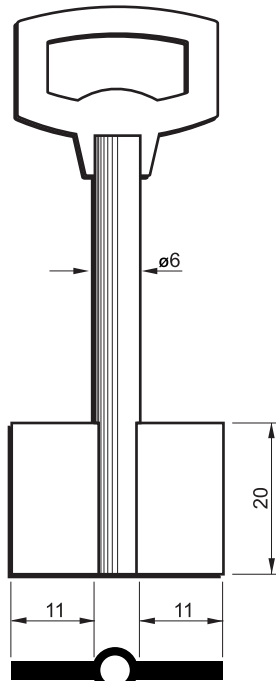
7 KKS2



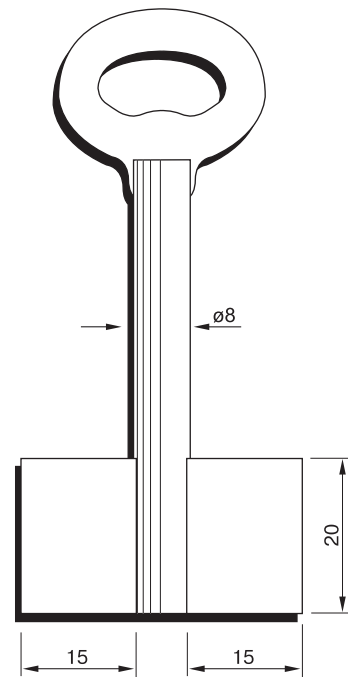
6,5 KKS2



5,5 KKS2



6 KKS2



8 SKS2



7,5 SKS2



7 SKS2



6,5 SKS2

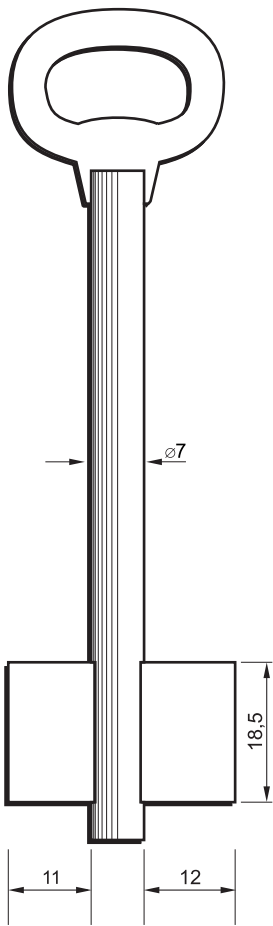


6 SKS2

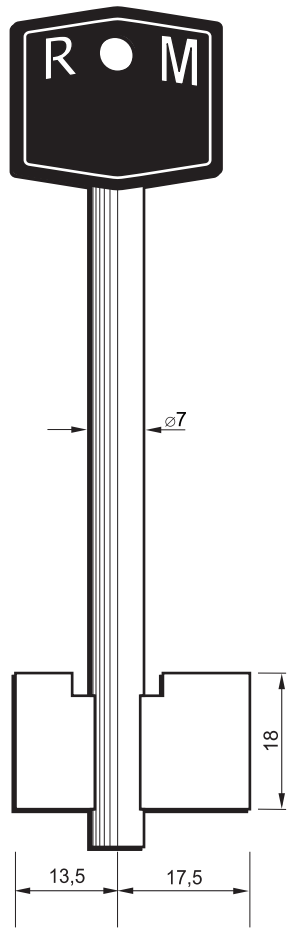


rom

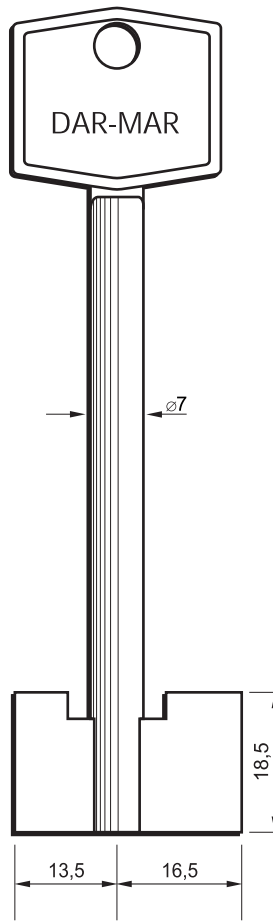
DAR-MAR



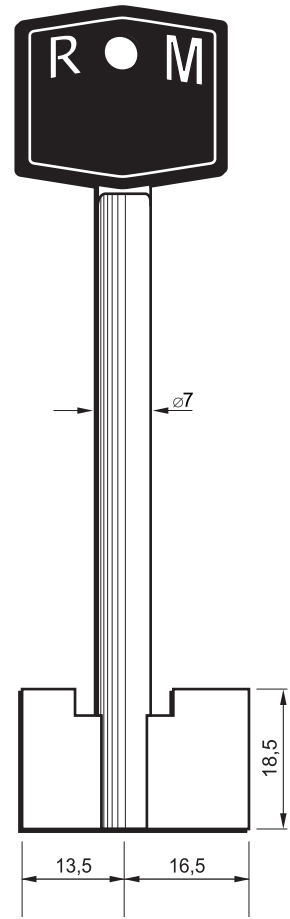
7 KPOA
ROM 5



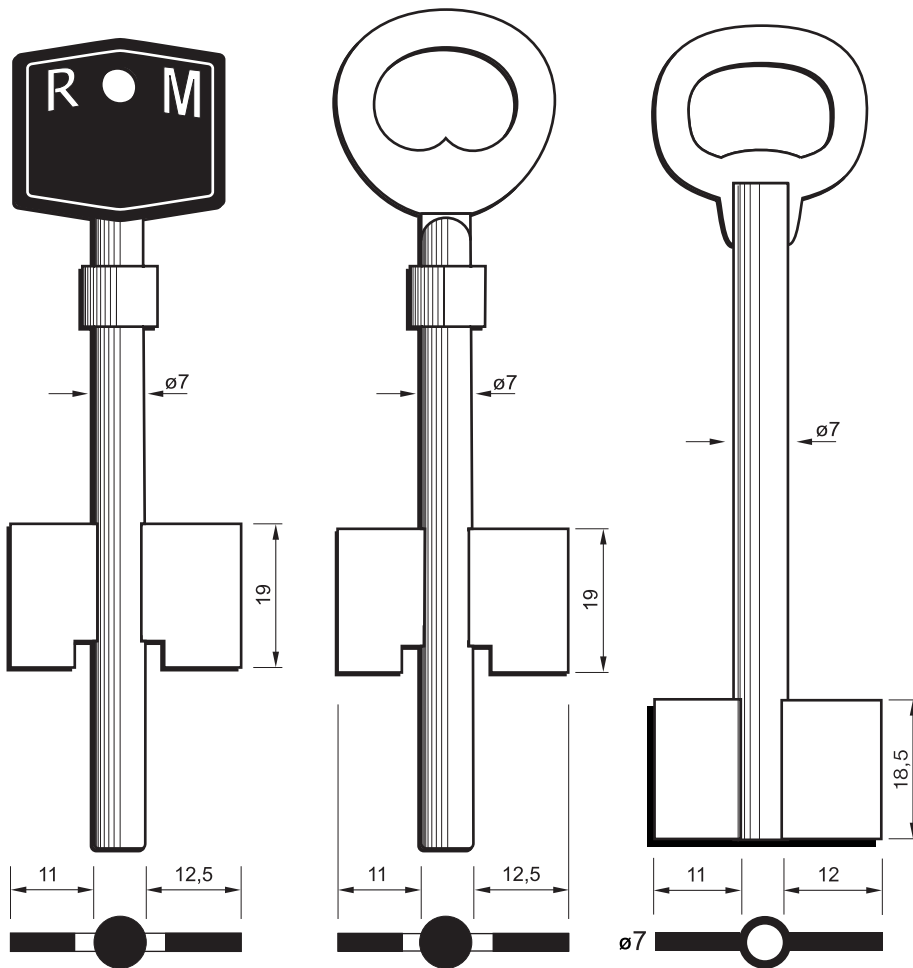
7 KPOPX
ROM 5X



7 KPO2X
ROM 3
ROM 4



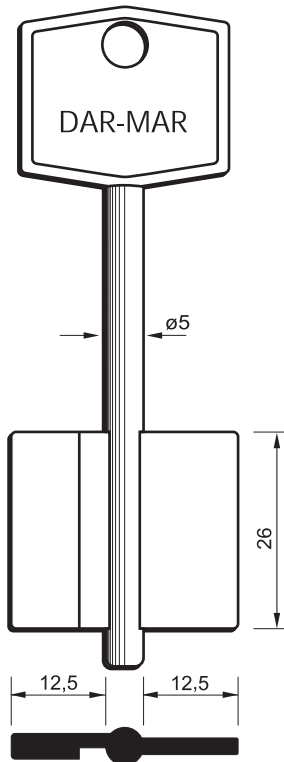

7 KPO2PX
ROM 3
ROM 4



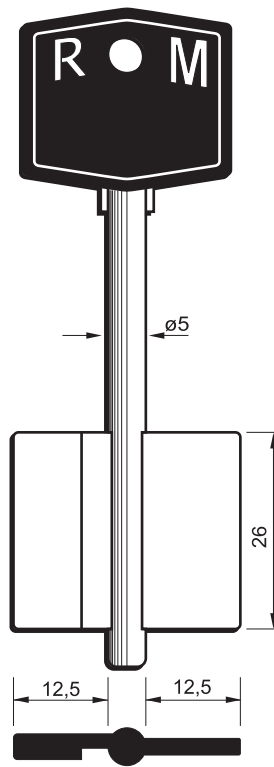
7 KPO1P
ROM5

7 KPO1
ROM5

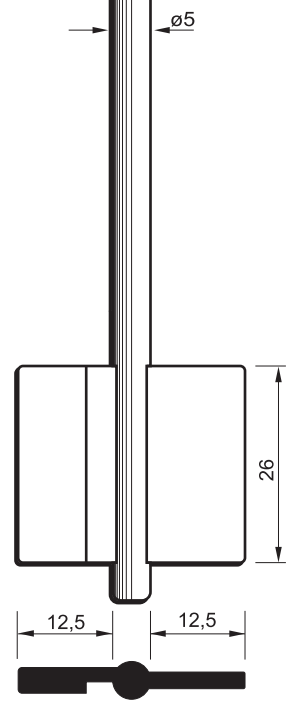
7 KPO



5 KPO1
ROM7



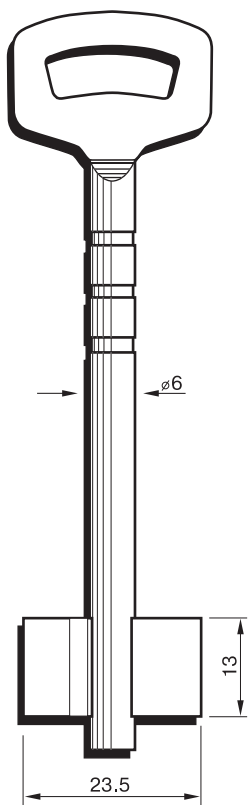
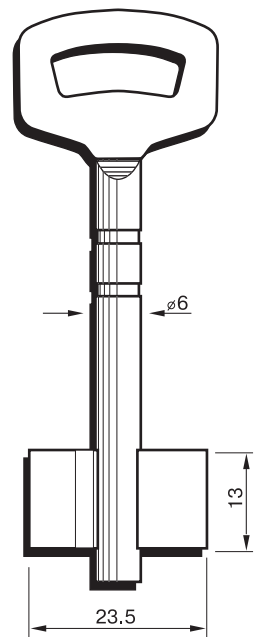
5 KPO1P
ROM7



5 KPO1D
ROM7 DŁUGI

dwupiórowe

METALPLAST • DAR-MAR

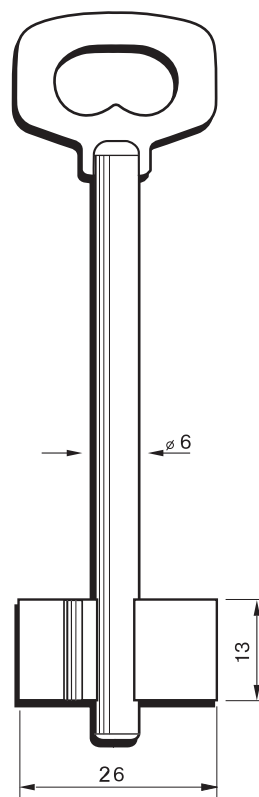
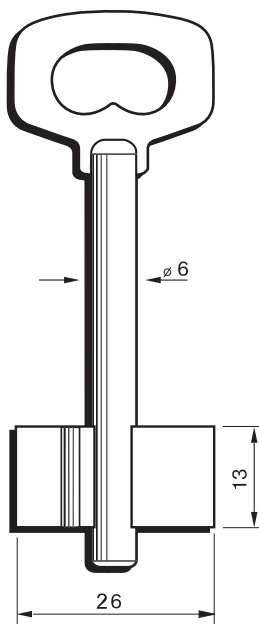


KPCP 1
KPCP 2



KPCP 3
KPCP 4

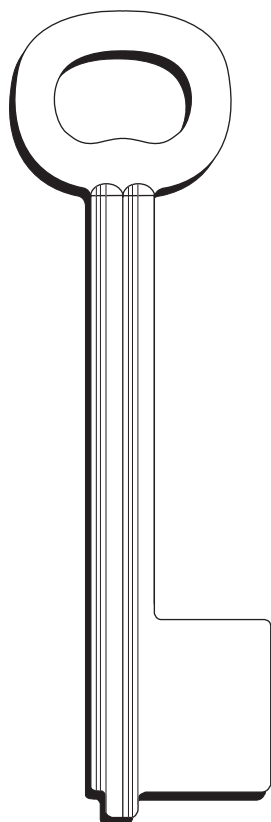
zamiennik



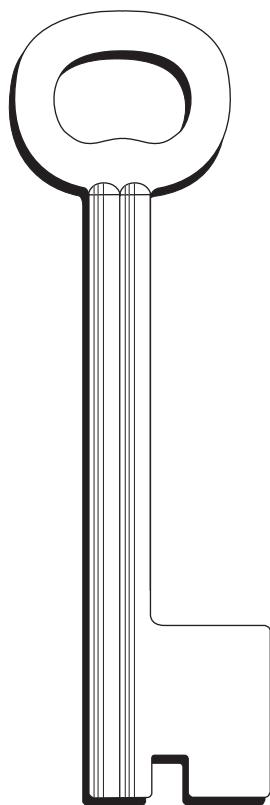
KPCP 1N
KPCP 2N



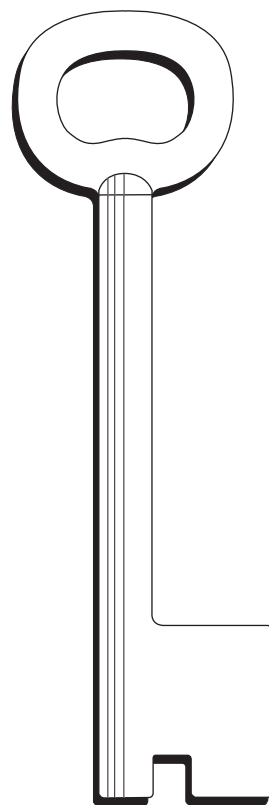
KPCP 3N
KPCP 4N



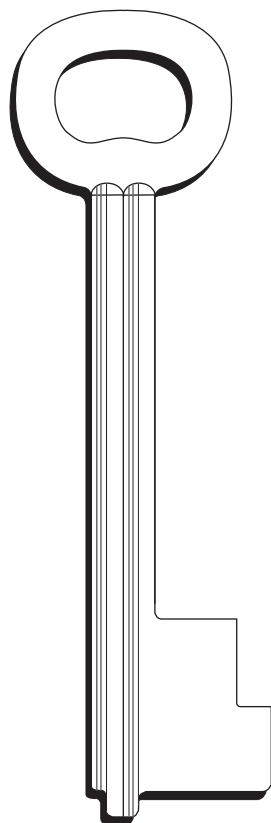
KPLD
KPLDR



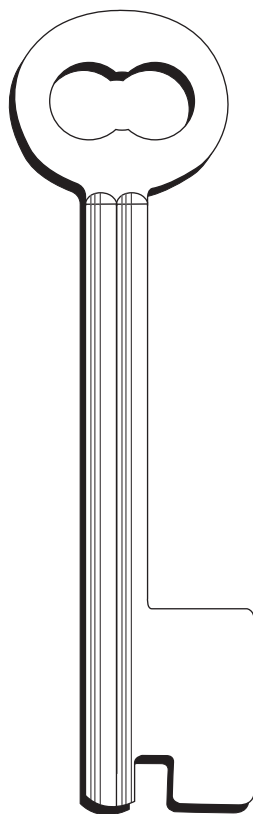
KPLB
KPLBR



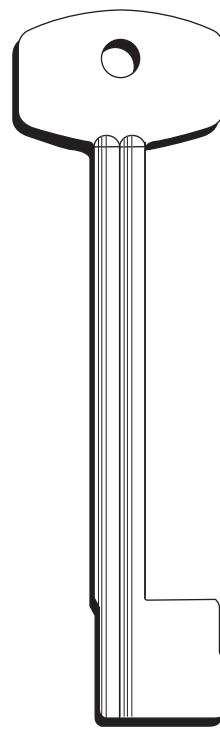
KPLA
KPLAR



KPLE

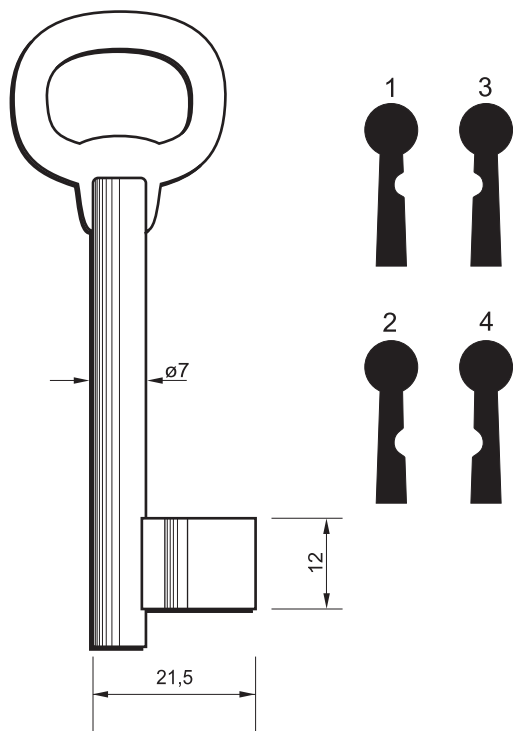


KPLK
kaluszyn

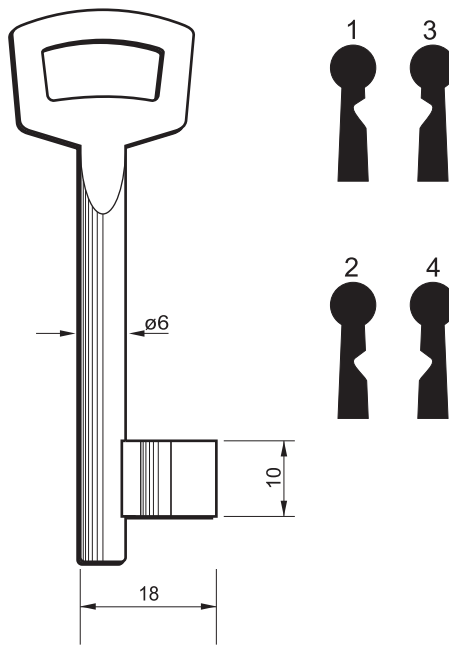


KPLR

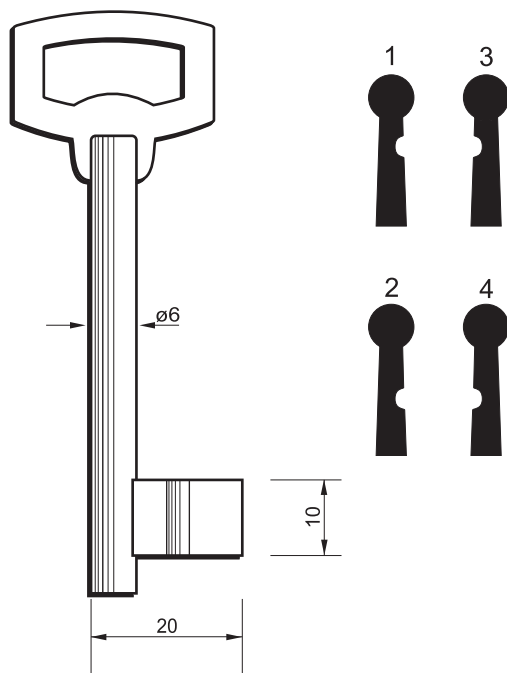
podklamkowe wielozastawkowe z kanałkiem



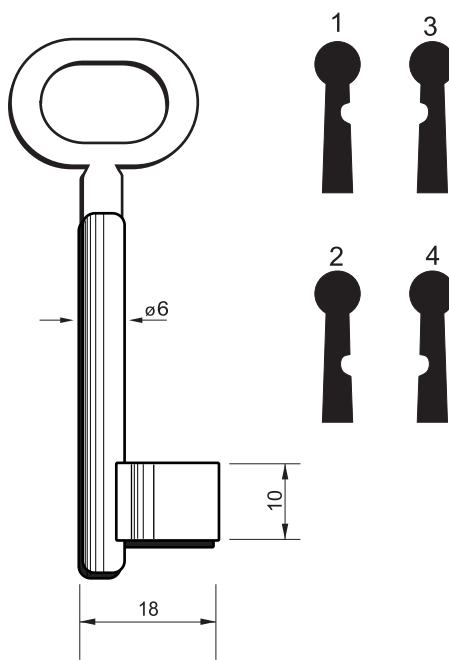
7 KLP2



**KPZK
JANIA SREBRNA I ŻŁOTA**



6 KLP1

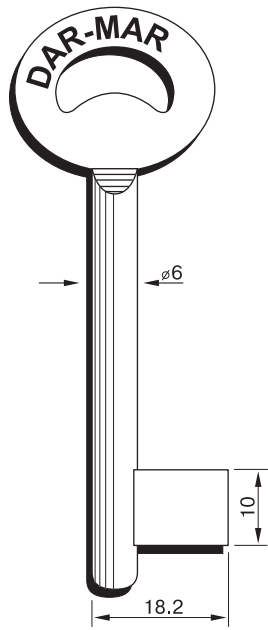


**KPZK1
ŚWIĄTNIKI**

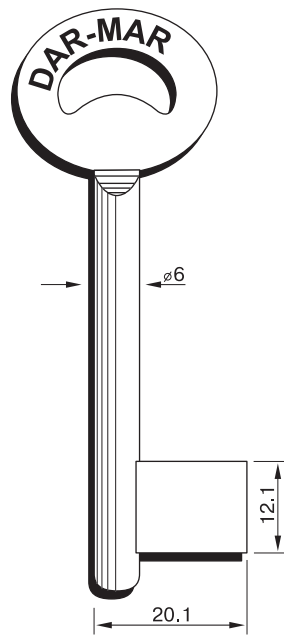
DAR-MAR

podklamkowe z kanałkiem

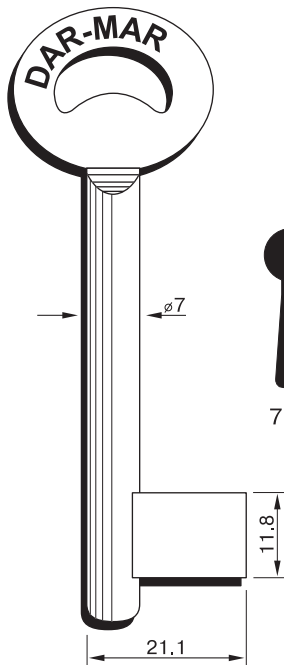
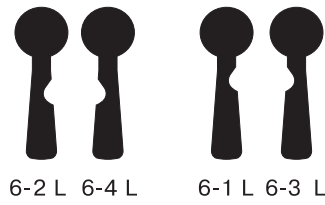
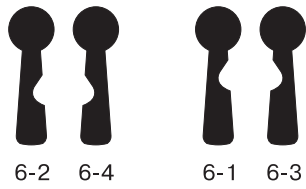
98



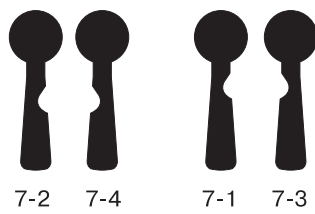
6 KLPM



6 KLPML

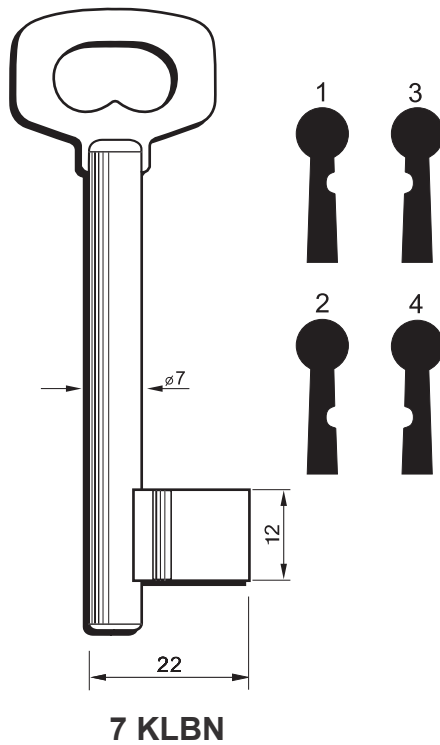
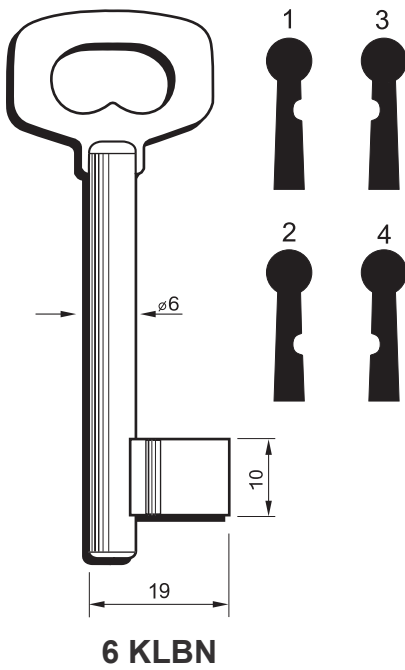
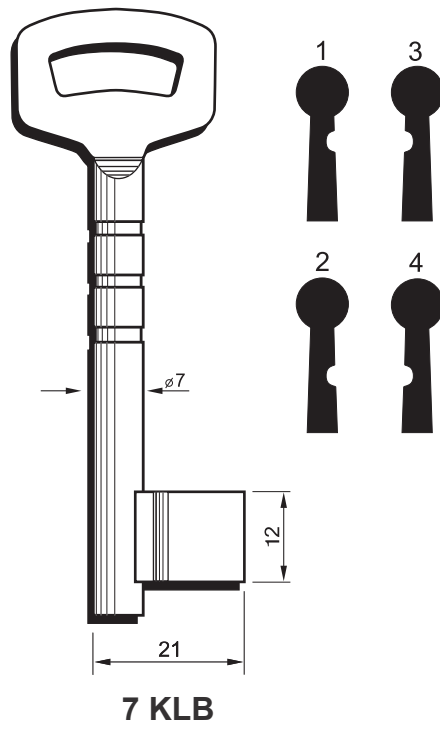
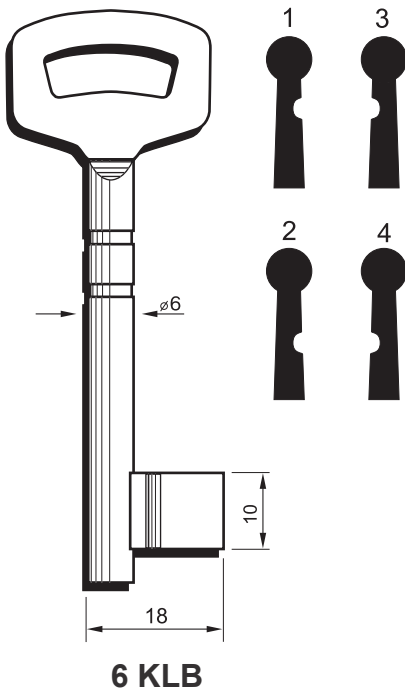


7 KLPM



podklamkowe

METALPLAST • DAR-MAR

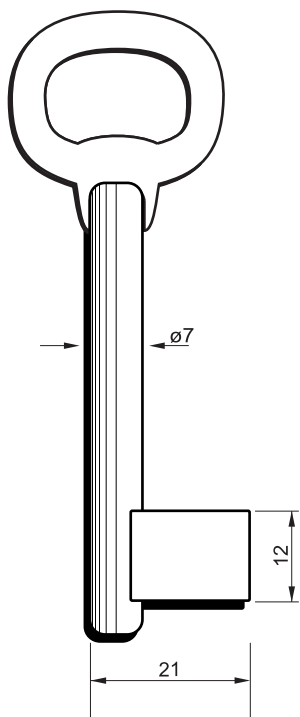


zamiennik

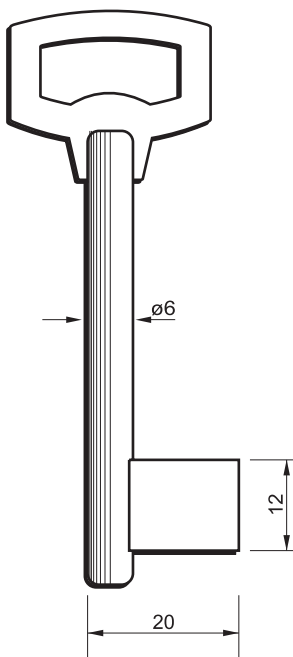
DAR-MAR

podklamkowe wytrychowe

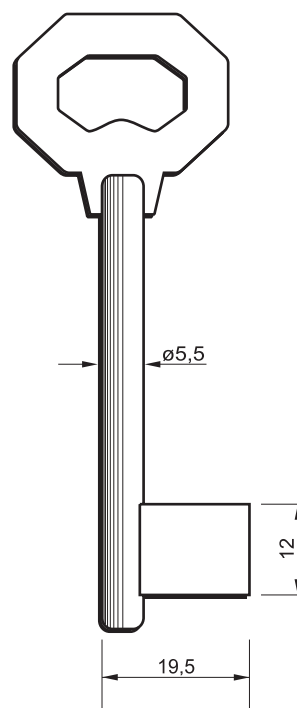
100



7 KLP



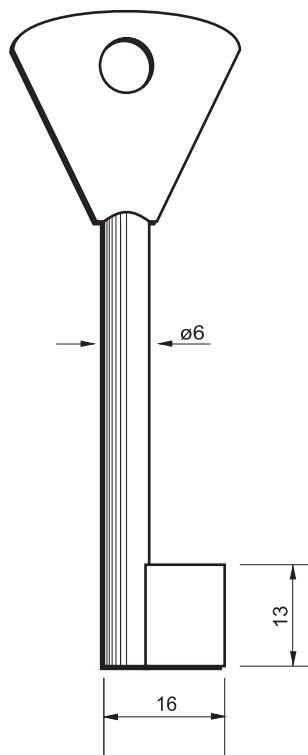
6 KLP



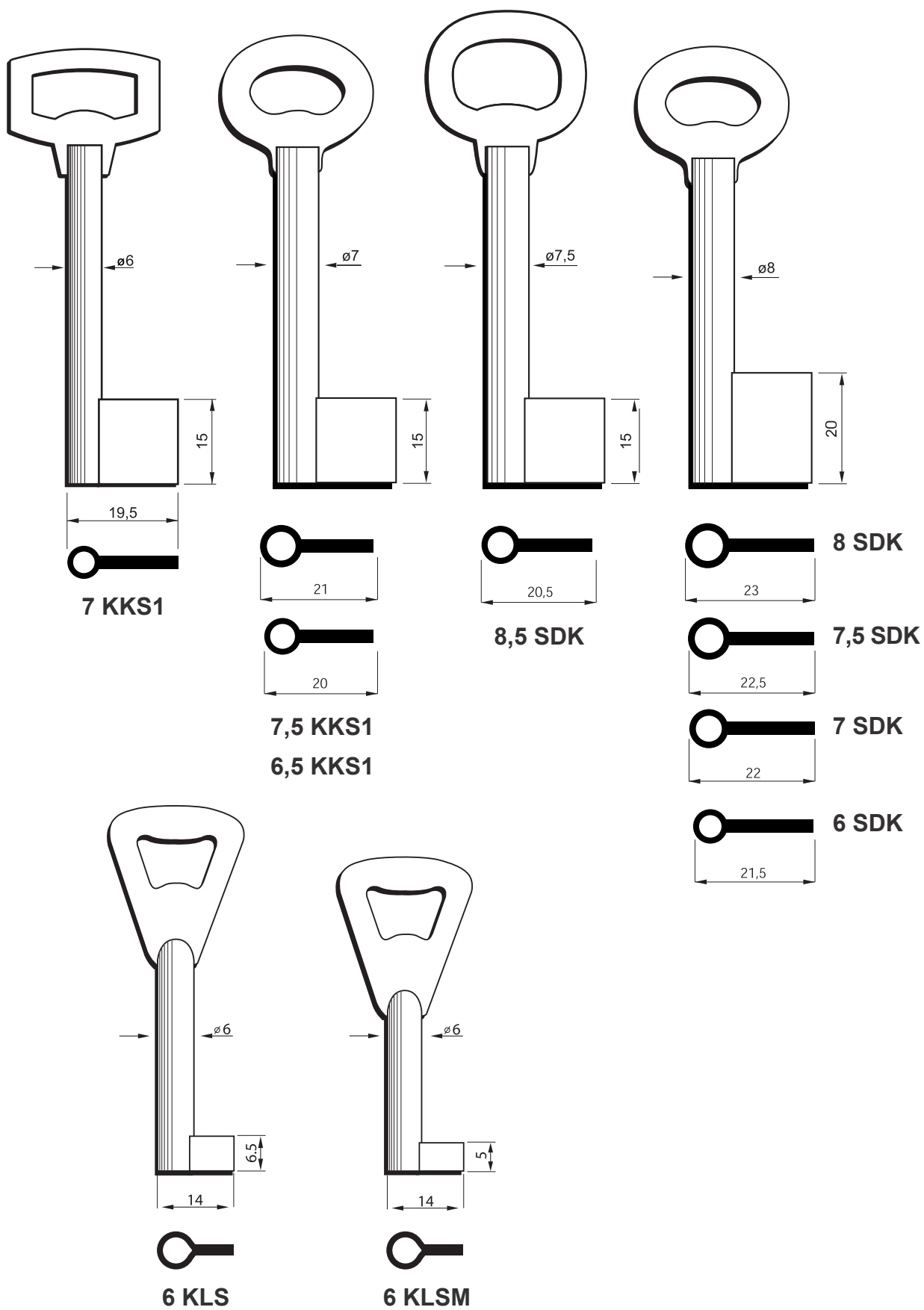
6,5 KLP



5,5 KLP



KLZM Z

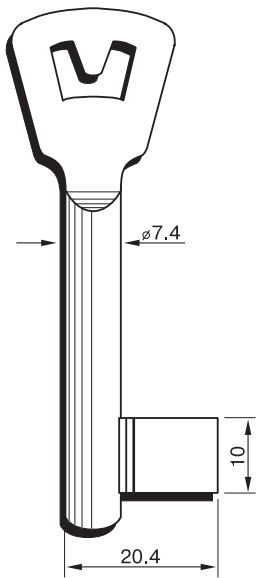


BIURKOWE LAKIEROWANE

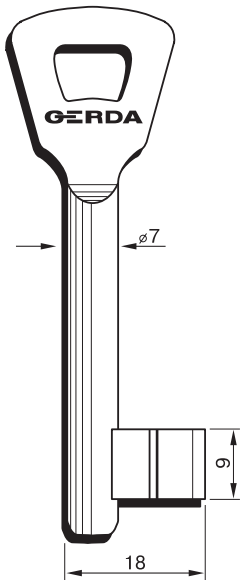
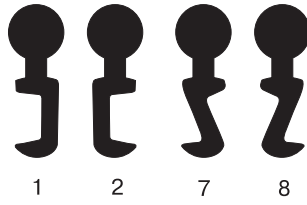
Klucze profilowe

profilowe

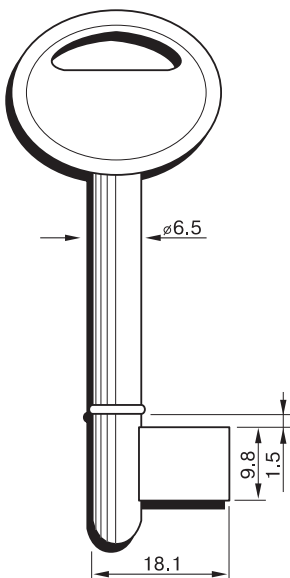

BODA • GERDA • WOŁOMIN




BODA NR



GERDA NR

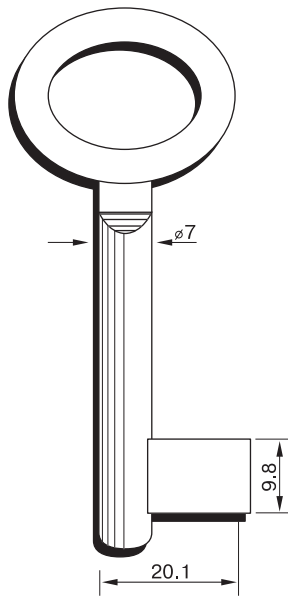


WOŁOMIN NR

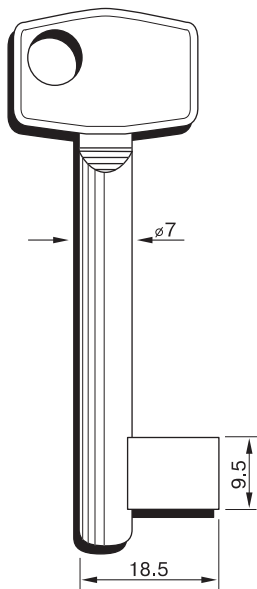



ELTO


profilowe



ELTO 1

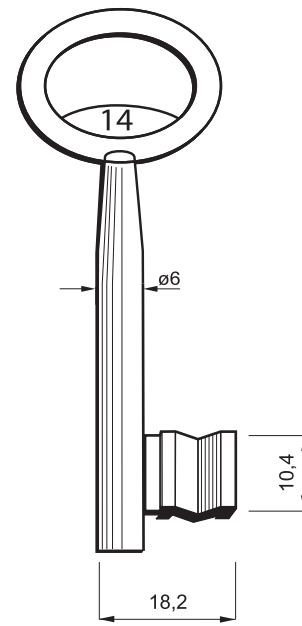
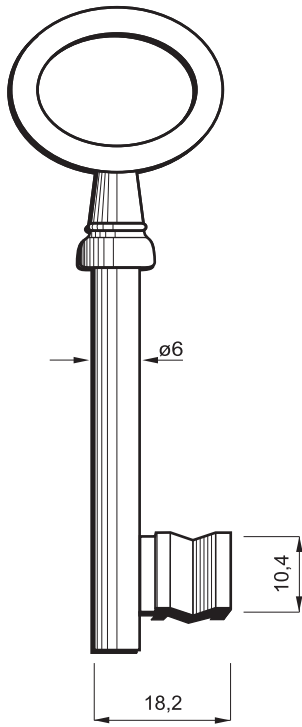


ELTO 2




profilowe

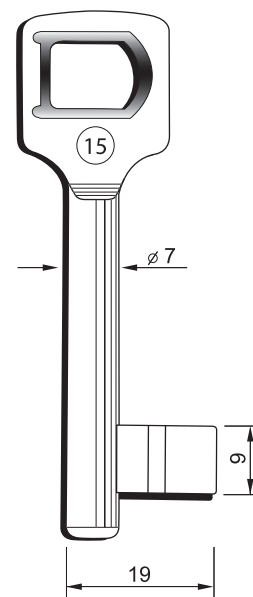
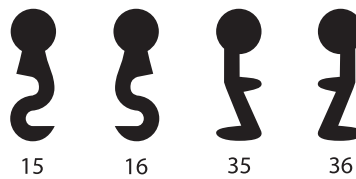
JANIA • DEICHMAN



JANIA NR

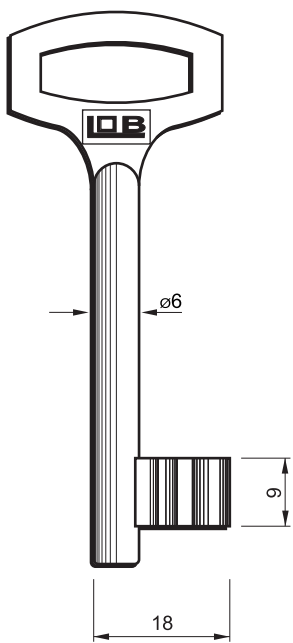


CHROMOWANE LUB NIKLOWANE

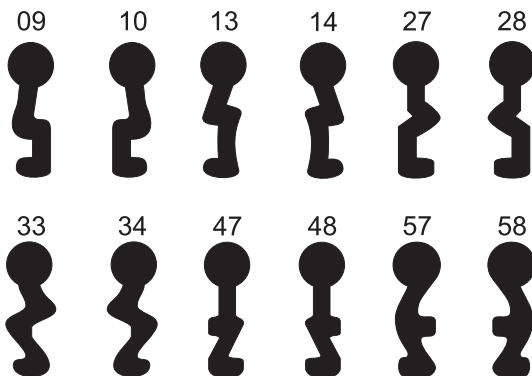


DEI NR
DEICHMAN

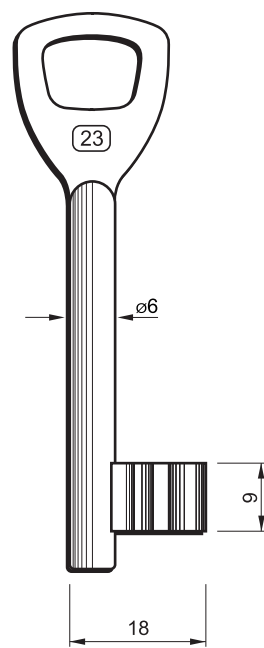
LOB



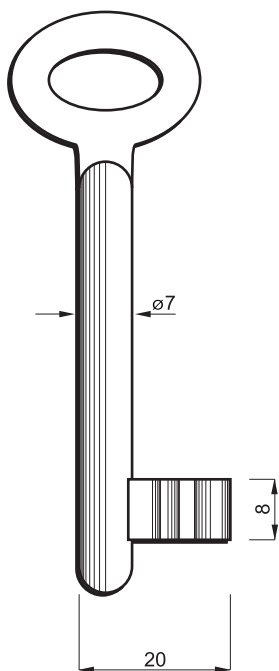
LOB NR



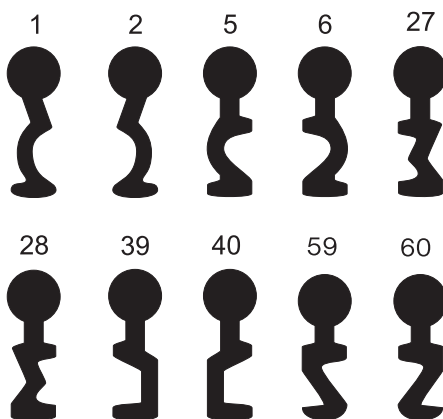
profilowe



LOB NR



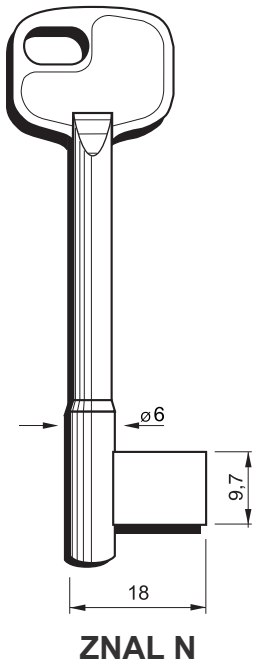
GE-GE/LOB NR




CHROMOWANE LUB NIKLOWANE

profilowe

EXPRES




ZNAL N



1 2




3 4




5 6



7 8




9 10



11 12



13 14



15 16




17 18




19 20



21 22




23 24



25 26



27 28



29 30



33 34



35 36




37 38



41 42



43 44



45 46



47 48




49 50




51 52




53 54



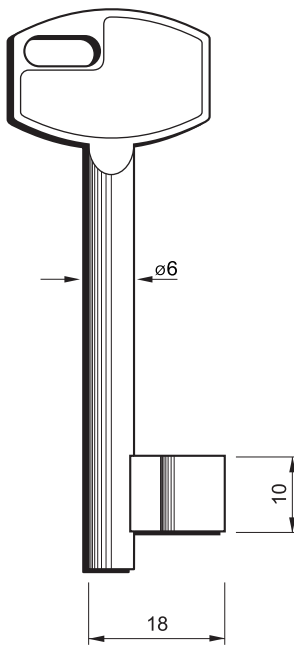
55 56



57 58



59 60




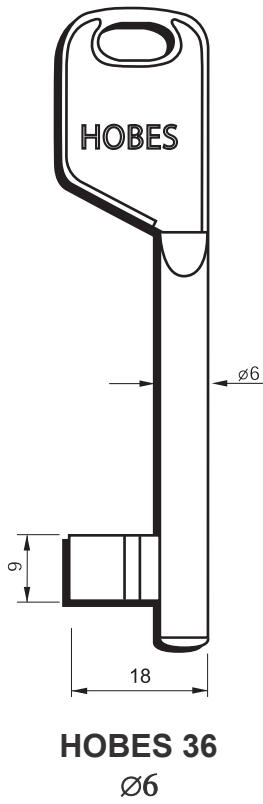

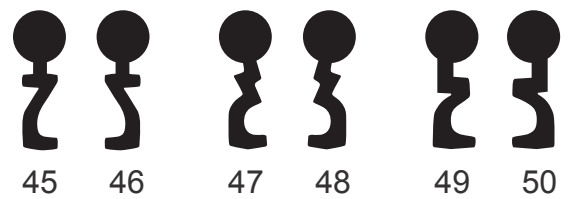
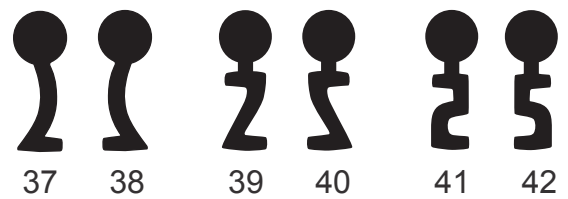
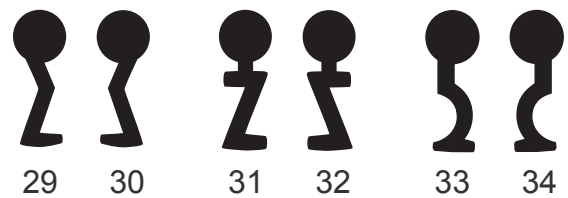
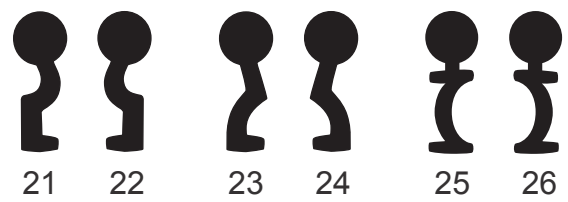

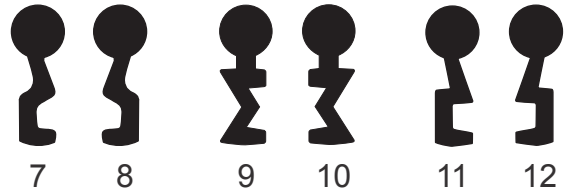

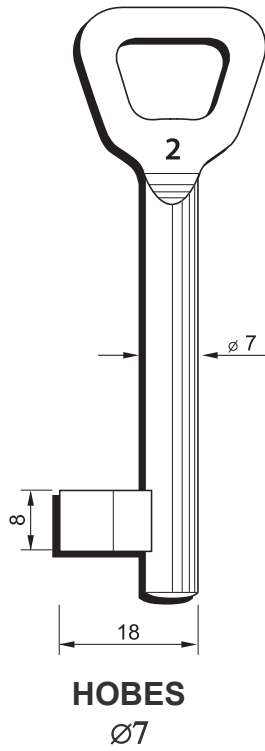
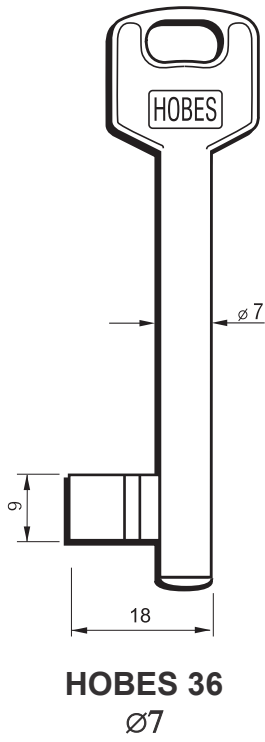


ZNAL S

HOBES

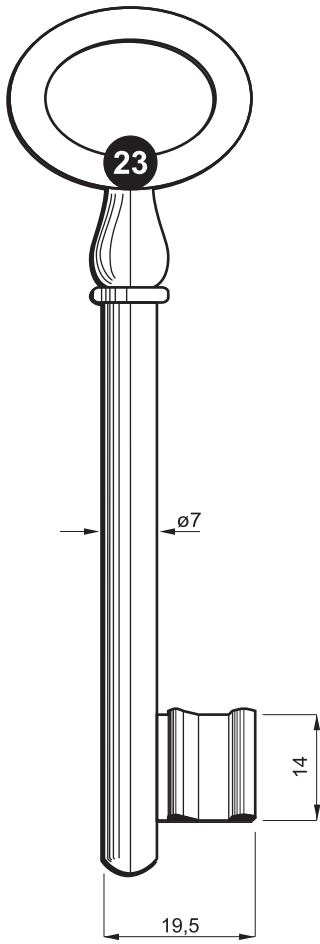
profilowe

110

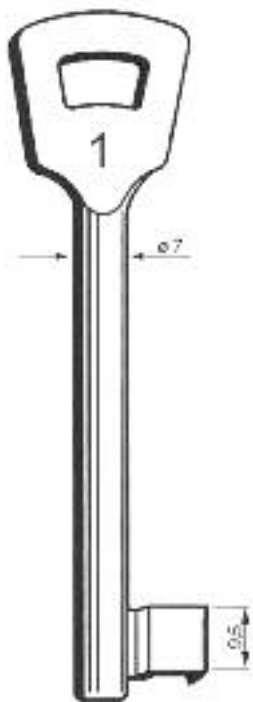
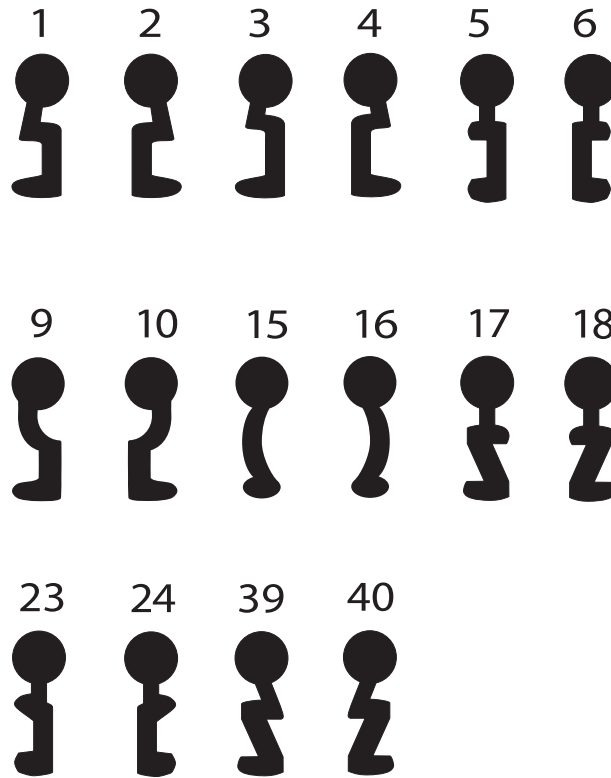


profilowe

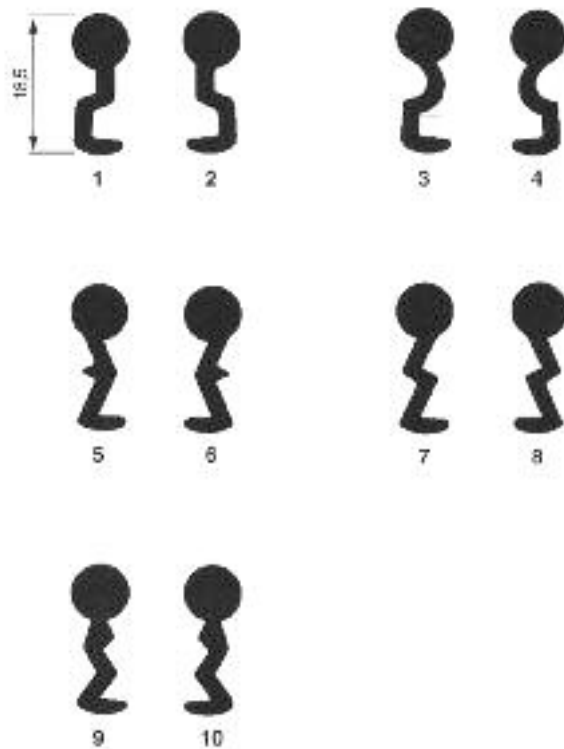
NEMEF



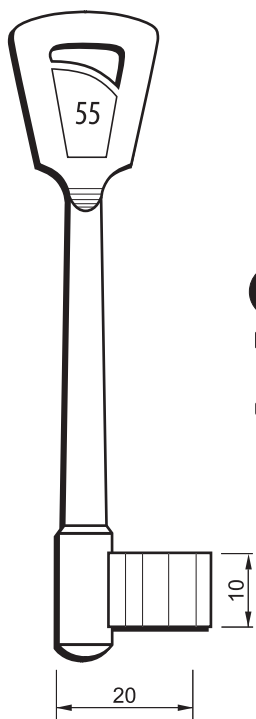
KZW
WIEJSKIE



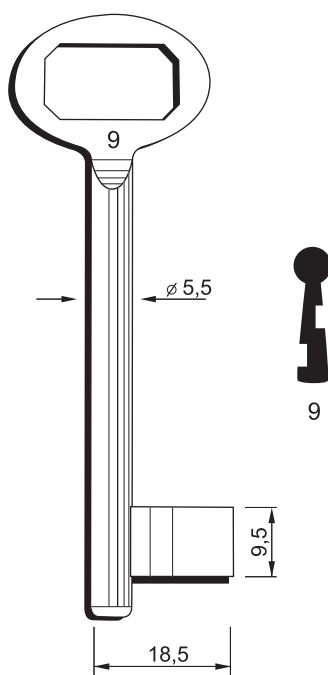
NEMEF
HÖRMANN



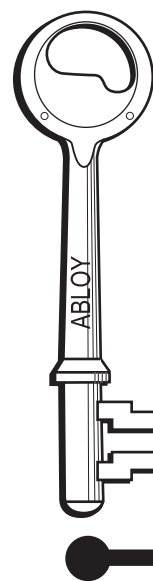
CHROMOWANE LUB NIKLOWANE



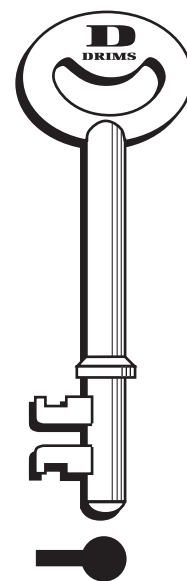
BODA WC 55



ABLOY WC 9



ABLOY WC



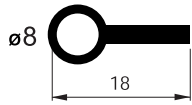
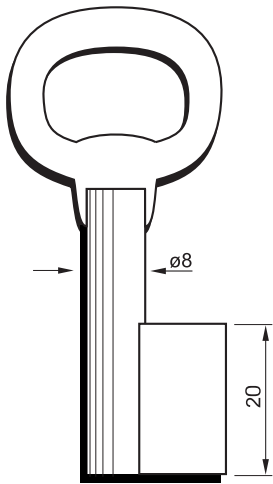
BODA WC

CHROMOWANE LUB NIKLOWANE

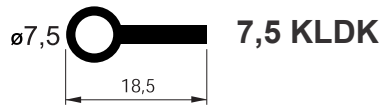
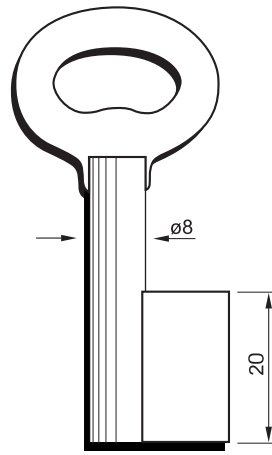
Klucze różne

do klódek

DAR-MAR • EXPRES • ŚWIĄTNIKI



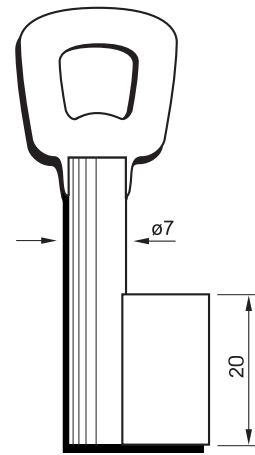
8 KLDK



7,5 KLDK



5,5 KLDK



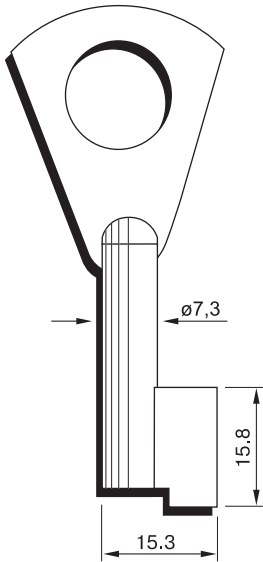
7 KLDK



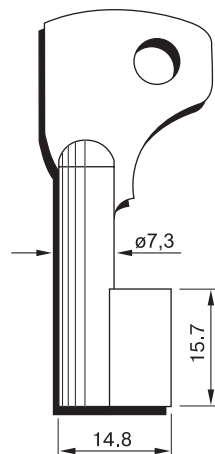
6,5 KLDK



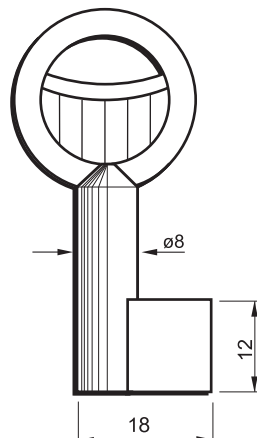
6 KLDK



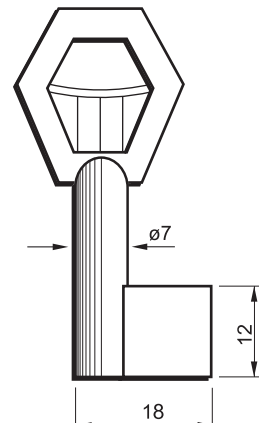
PROTON



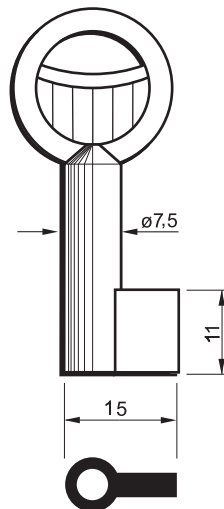
ETA



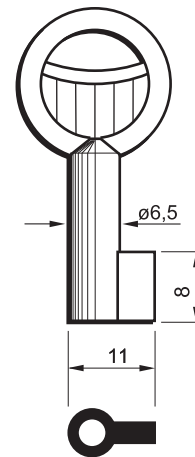
MARS 70



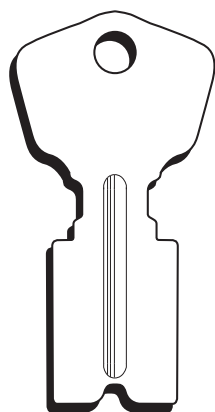
URAN



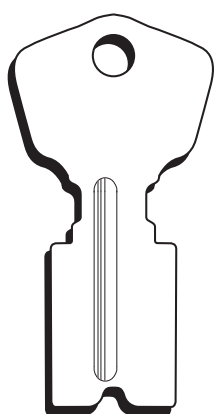
MARS 60



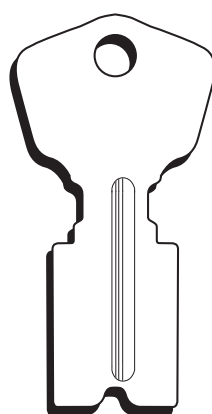
MARS 50



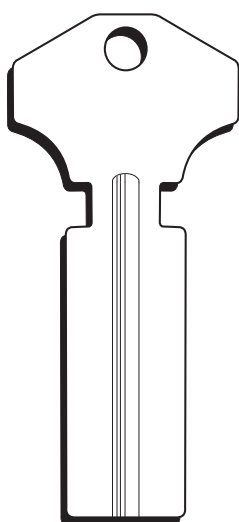
KSY 1
MILLE MAŁY



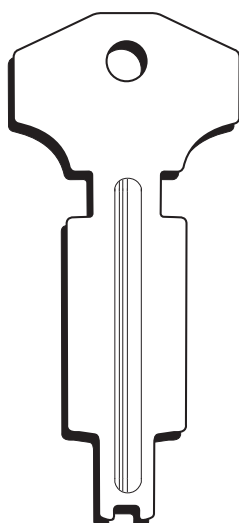
KSY 2
OMEGA S



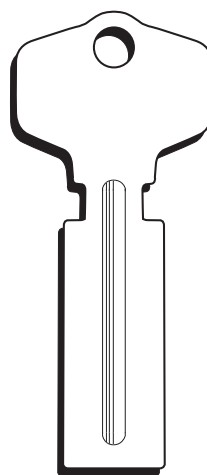
KSY 3
OMEGA



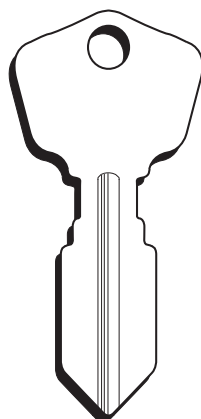
KSY 4
MILLE PEŁNY
ALFA D



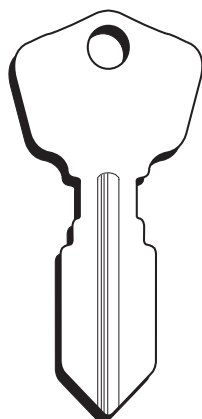
KSY 5
MILLE DUŻY




KSY 6
LIDER



KSY 7
ALFA STAL
O MIKRON, BETA



KSY 8
ALFA MOSIADZ
O MIKRON, BETA

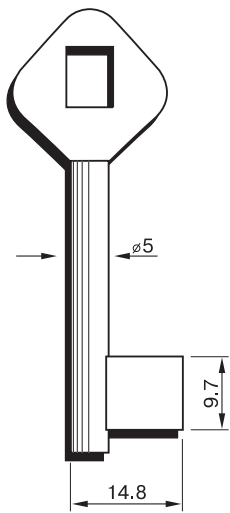


KLW 1
KL WINDA

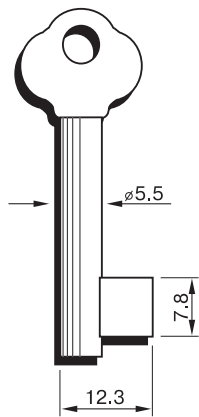


do skrzynek pocztowych

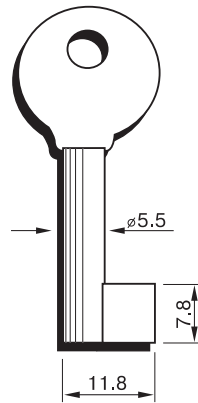
DAR-MAR



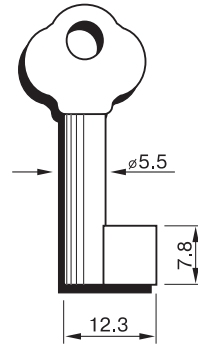
KLSP 1



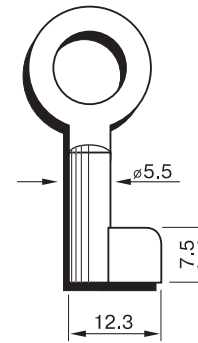
KLSP 2



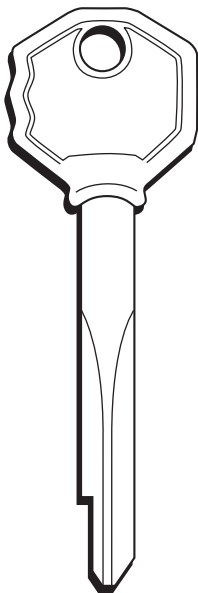
KLSP 3



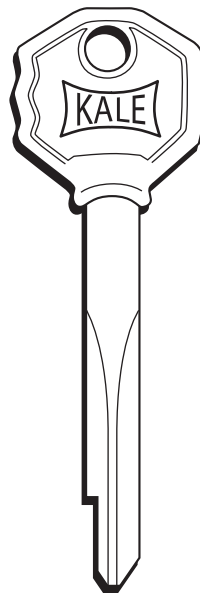
KLSP 4



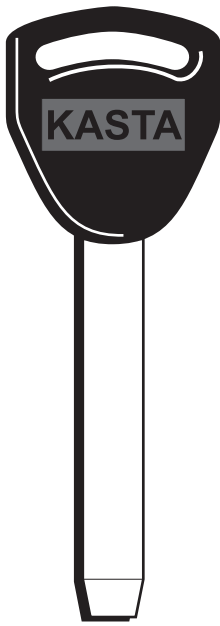
KLSP 5



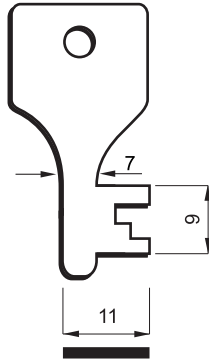
KLK



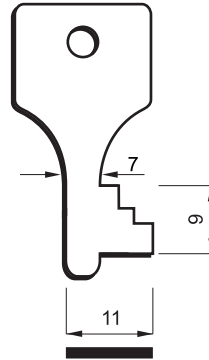
KLK



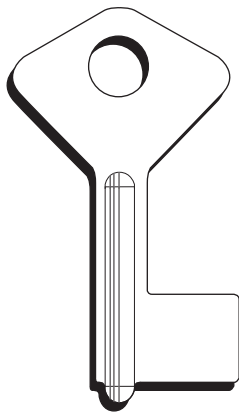
KDKP
ORYGINAŁ



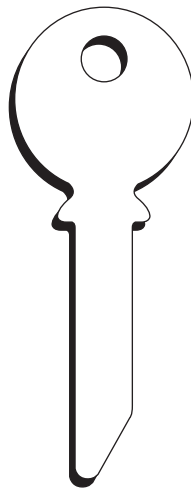
KSR



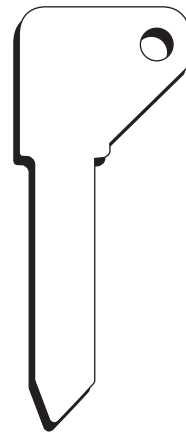
KSR 1




KPLK 1
SZAFKA
LEKARSKA



KLDK 2



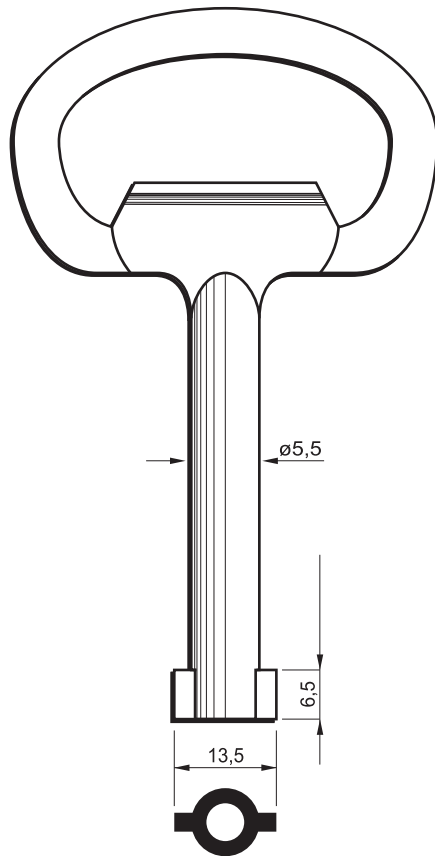
KLDK 4



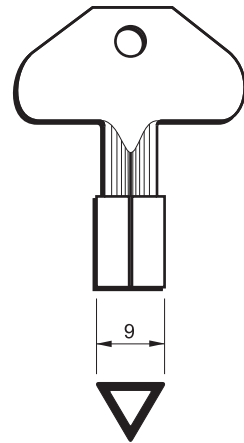
KLDK 1



KLE 1

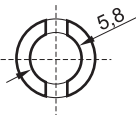
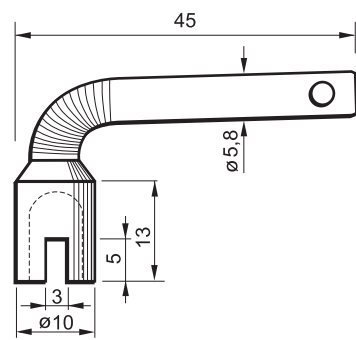


KLE 2

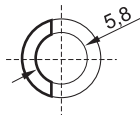
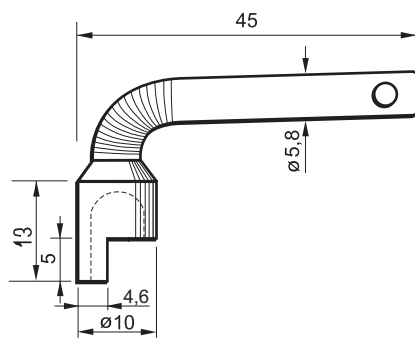


KLE 3

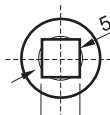
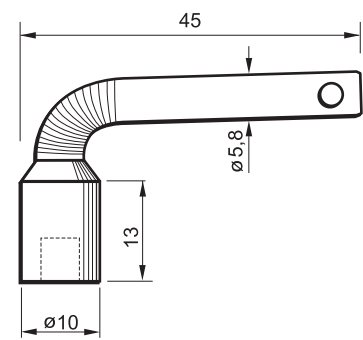
fajkowe



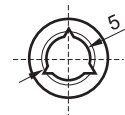
1 P



1 U



1 K



1 T

Klucze do mebli



G2
G3

MB 211



G2
G3

MB 221



G1
G2
G3

MB 231



G1
G2
G3
G4
G5

MB 241



G1
G2
G3
G5

MB 251



G1
G2
G3

MB 251M

G1 – brąz
G2 – nikiel
G3 – złoto
G4 – patyna
G5 – satyna



G1
G2
G3
G4

MB 261




G1
G2
G3

MB 271



G2
G3
G4


MB 281




RETRO 1



RETRO 2



RETRO 3



RETRO 4



RETRO 5



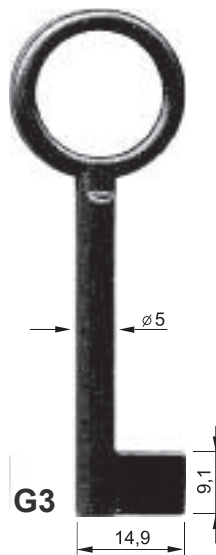
RETRO 6



RETRO 7



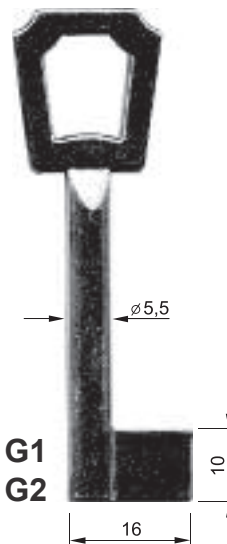
RETRO 8




RETRO 9



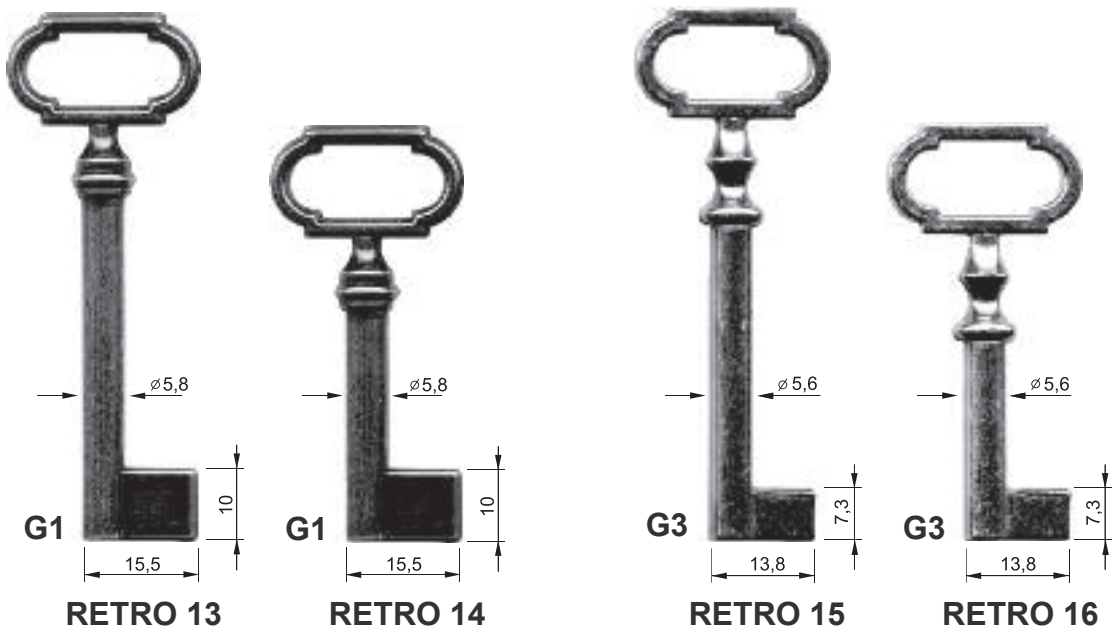
RETRO 10



RETRO 11



RETRO 12



Klucze do mebli retro z mosiądzu

- G1 – brąz
- G2 – nikiel
- G3 – złoto
- G4 – patyna
- G5 – satyna



Klucze do mebli retro ze ZNAL-u

**Skorowidz
alfabetyczny
kluczy**

Symbol	str.
1	
1 E	23
1 ER	23
1 K	119
1 P	119
1 T	119
1 U	119
10	23
10 X	23
10 XR1	23
11	23
11 X	23
11 XR1	23
12	24
12 X	24
*12 XR1	24
13	24
14	24
14 X	24
14 XR1	24
15	24
16	24
2	
2 E	23
20	24
20 R1	24
21	25
21 R1	25
22	25
22 R1	25
23	25
23 R1	25
24	25
24 R1	25
26	25

Symbol	str.
26 M	25
26 R1	25
260 R1	26
3	
30	26
30 R1	26
32	26
32 R1	26
5	
5 KPO1	94
5 KPO1D	94
5 KPO1P	94
5,5 KKS2	92
5,5 KLDK	115
5,5 KLP	100
5,5 KLRS	87
5,5 KLSD	87
5,5 KLZ	85
5,5 KPO	90
5,5 SPO	91
6	
6 KKS2	92
6 KLB	99
6 KLBN	99
6 KLDK	115
6 KLP	100
6 KLP1	97
6 KLPM	98
6 KLPML	98
6 KLRS	87
6 KLS	101
6 SKS2	92
6 KLSD	87
6 KLSM	101

Symbol	str.
6 KLZ	86
6 KLZM	86
6 KLZM1	85
6 KLZS	86
6 KPO	90
6 SDK	101
6 SPO	91
6,5 KKS1	101
6,5 KKS2	92
6,5 KLDK	115
6,5 KLP	100
6,5 KLSD	87
6,5 KLRS	87
6,5 KLZ	85
6,5 KLZS	85
6,5 KPO	90
6,5 SKS2	92
6,5 SPO	91
7	
73	26
7 KKS1	101
7 KKS2	92
7 KLB	99
7 KLBN	99
7 KLDK	115
7 KLP	100
7 KLP2	97
7 KLPM	98
7 KLRS	87
7 KLSD	87
7 KLZ	85
7 KLZM	86
7 KLZZ	86
7 KPO	90 94
7 KPO1	94
7 KPO2X	93

Symbol	str.
7 KPO2PX	93
7 KPOA	93
7 KPOP1	94
7 KPOPX	93
7 SDK	101
7 SKS2	92
7 SPO	91
7,5 KKS1	101
7,5 KKS2	92
7,5 KLDK	115
7,5 KLRS	87
7,5 KLSD	87
7,5 KLZ	85
7,5 KPO	90
7,5 SDK	101
7,5 SKS2	92
7,5 SPO	91
8	
8	23
82	26
8 KKS2	92
8 KLDK	115
8 KLRS	87
8 KLSD	87
8 KLZ	85
8 KPO	90
8 SDK	101
8 SKS2	92
8 SPO	91
8,5 SDK	101
9	
9	23

Symbol	str.
A	
AAA 1	26
AB 1	26
AB 1X	26
AB 3	26
AB 400	60
AB 406	60
AB 43	27
AB 43R	27
ABLOY WC	112
ABLOY WC9	112
ABUS 1	27 65
ABUS 2	27 65
ABUS 3	27 65
ABUS 4	27 65
AD 100	60
AD 105	61
AD 106	60
AD 114	61
AD 116	60
AD 135	61
AD 500	60
AD 600	61
AD 601	61
AD 602	61
AD 605	61
AF 7A	27
AF 7C	27
AKA	27
AM 100	60
AM 200	60
AP 002	60
AP 003	60
AP 100	60
APEC D	27 65
APEC K	27 65

Symbol	str.
APK 1	27
B	
BAB 14	28
BAB 14X	28
BAB 26X	28
BAB 29	28
BAB 29X	28
BAI 1	28
BARCZ SZ	28
BARCZ W	28
BAS 4R	28
BK 1	29
BK 1K	29
BK 1X	29
BK 8	29
BK 8X	29
BK 8XX	29
BK 15	29
BKS	29
BKS Z	29
BO 2	29
BO 2R	29
BODA NR	105
BODA WC	112
BODA WC 55	112
BT 2	30
C	
CABRO	30 65
CB 6	30
CB 6X	30
CB 29R	30
CB 29RX	30
CE 1X	30
CE 2	30
CE 2X	30

Symbol	str.
CE 2XX	30
CE 41	30
CL 1	57
CL 2	57
CL 3	57
CL 4	57
CL 5	57
CL 6	57
CL 7	57
CL 8	57
CL 8 DIPOL	57
CS 119	31
CS 206	31
CS 207	31
D	
D 11	31
D 7	31
DEI NR	107
DELTA	31 65
DIPOL	57
DLT	31 65
DLT 1	31 65
DM 119	32
DM 14	31
DM 1RP	31
DM 24	31 65
DM 49	31 65
DOM 102	32 66
DOM 121	32 66
DWO 5RAP	32
DWO 5REx	32
E	
EAA	32
EEV	32
EIA	32

Symbol	str.
ELA	32
ELB	32
ELTO 1	106
ELTO 2	106
EPB	32
EPS 1	33
ETA	115
EU 1R	33
EU 3K	33
EU 11K	33
EU 11R	33
EU 13R	33
EU 17	33 66
EU 5R	33
EUC	33
EU DEN	33
EURO	34
EURO 2,0	34
EURO 2,2	34
EURO G30	34
EURO G40	34
EURO G50	34
EURO G60	34
EURO UNI	34
EV 10	35
EV 10X	35
EV 69	35
EWA	32
F	
FAN 1	35
FAN 2	35
FAVOUR	35
FHK	35
FRT 4R	35
FHK R	35

Symbol	str.
G	
GAM 3	36
GAM 4	36
GAM 6	36 66
GAM 7B	36
GAM 7XB	36
GAM B	35
GAM D	35
GAM E	35
GAM E4	35
GAM E5	35
GE 1	36
GE 1X	36
GE 118	37
GE 119	37
GE 34	36
GE 34RX	36
GE 7R	36
GE-GE/LOB NR	108
GERA DŁ.	37
GERA KR.	37
GERDA NR	105
GEV	37
GMB	37
GMB N	37 66
GPI 2	37
GR 2R	37
GREN	38
GT 1	58
GT 10Ex	38
GT 10P	38
GT 2	58
GT 3	58
GT 5	58
GT 6	58
GT 7	58

Symbol	str.
GT 8	58
GUA 1	37
GUA 1D	37
GUA 2	37
GUA 2D	37
H	
HF 75R	38
HOBES ø6	110
HOBES ø7	110
HÖRMANN	111
HPP 1	38
HPP 1R	38
I	
IE 15	38 66
IE 26	38 66
IE 26S	38 66
IE 27R (F3)	38
IE 6	38
J	
JANIA NR	107
K	
K 56	38 66
KL 1ST	59
KL 2ST	59
KL 3ST	59
KDKP	118
KLDK 1	118
KLDK 2	118
KLDK 4	118
KLE 1	119
KLE 2	119
KLE 3	119
KLK 1	58

Symbol	str.
KLK 8	58
KLK 9	58
KLK	117
KLPE	89
KLSE 1	89
KLSE 2	89
KLSP 1	117
KLSP 2	117
KLSP 3	117
KLSP 4	117
KLSP 5	117
KLW 1	116
KLZAL	89
KLZMZ	100
KLZO	89
KLZR	89
KMT	38
KMTX	38
KPCP 1	95
KPCP 1N	95
KPCP 2	95
KPCP 2N	95
KPCP 3	95
KPCP 3N	95
KPCP 4	95
KPCP 4N	95
KPŁA	96
KPŁAR	96
KPŁB	96
KPŁBR	96
KPŁD	96
KPŁDR	96
KPŁE	96
KPŁK	96
KPŁK 1	118
KPŁR	96
KPZK	97

Symbol	str.
KPZK 1	97
KSB 1	89
KSK 1	88
KSK 2	88
KSK 3	88
KSK 4	88
KSR	118
KSR 1	118
KSY 1	116
KSY 2	116
KSY 3	116
KSY 4	116
KSY 5	116
KSY 6	116
KSY 7	116
KSY 8	116
KT 1	39
KW 1ST	59
KW 2ST	59
KW 3ST	59
KZW	111
L	
LF 22	39
LF22R	39
LF 23R	39
LF 30R	39
LOB NR	108
LS 11	39
LS 11R	39
LS 13	39
LZ	39
M	
M	39 66
M 12	39
MARS 50	115

Symbol	str.
MARS 60	115
MARS 70	115
MB 211	123
MB 221	123
MB 231	123
MB 241	123
MB 251	123
MB 251M	123
MB 261	123
MB 271	123
MB 281	123
MC 1E	39
MC 12	40
MC 15R	40 66
MC 15RX	40 66
MC 8X	40
MCM	40
M&D	40 66
MD 4	40
MD 5	40
MER 1	40
METAL DŁ.	40
METAL KR.	40
MLM 1	40
MRT 1R	40
MULT 05	41 67
MULT 06	41 67
MULT 08	41 67
MULT 52	41 67
MULT 62	41 67
MULT 76	41 67
N	
NEFRYT	61 66
NEMEF	111

Symbol	str.
O	
OBW 4	42
OBW 6	42
OBW 6K	42
OBW 7	42
OBW 8	42
Ω	42
Ω D	42
Ω E	42
P	
PF 092	42
PF 092S	42
PHF 12	43
PHF 15	43
PHF 17	43
PHF 2R	42
PHF 2R (12)	42
PHF 5	43
POL 1	81
POL 2	81
PROTEC	43
PROTON	115
R	
RETRO 1	124
RETRO 10	124
RETRO 11	124
RETRO 12	124
RETRO 13	125
RETRO 14	125
RETRO 15	125
RETRO 16	125
RETRO 17	125
RETRO 18	125
RETRO 2	124

Symbol	str.
RETRO 3	124
RETRO 4	124
RETRO 5	124
RETRO 6	124
RETRO 7	124
RETRO 8	124
RETRO 9	124
RIM	43 59
RST	43
RST R	43
RST RS	43
RST S	43
S	
SAN 3R	44 68
SAN 7,5	44 68
SAN 8,5	44 68
SAN L	44 68
SAN L	44 68
SAN LO	44 68
SAN P	44 68
SAN PO	44 68
SAN MSM	44 67
SAN WJ – 2X	44 67
SCHLAGE	44
SEJF. 0 L	77
SEJF. 0 P	77
SEJF. 1	73
SEJF. 10	76
SEJF. 11	76
SEJF. 12	76
SEJF. 13	76
SEJF. 14	76
SEJF. 15	76
SEJF. 16	76
SEJF. 17	76
SEJF. 18	77

Symbol	str.
SEJF. 19	77
SEJF. 2	73
SEJF. 20 L	77
SEJF. 20 P	77
SEJF. 21	77
SEJF. 22 L	77
SEJF. 22 P	77
SEJF. 23	77
SEJF. 24	78
SEJF. 25	78
SEJF. 26	78
SEJF. 27	78
SEJF. 28	78
SEJF. 29	78
SEJF. 3	73
SEJF. 30	79
SEJF. 31	79
SEJF. 32	79
SEJF. 32A	79
SEJF. 33	79
SEJF. 34	80
SEJF. 34A	80
SEJF. 35	80
SEJF. 36	80
SEJF. 37	80
SEJF. 38	81
SEJF. 39	81
SEJF. 4	74
SEJF. 40	81
SEJF. 41	81
SEJF. 44	82
SEJF. 45	82
SEJF. 46	82
SEJF. 47	82
SEJF. 48	82
SEJF. 5	74
SEJF. 6	74

Symbol	str.
SEJF. 7D	75
SEJF. 7K	75
SEJF. 8	75
SEJF. 9	75
SEJF. 96	82
SIS 10	45
SIS 2.0	45
SIS L	45
SIS LD	45
SISO – 012	54
SISO MEBL.	54
SIS S	45
SIS SD	45
SIS SR	45
SIS SRD	45
SIS W	45
SIS WD	45
SK 1	45
SK 2	45
SM 1	46
SM 1R	46
SN 2	46
SN 2R	46
SPES	46
T	
TAI 1	46
TD	46 68
TS	46 68
TE 2	46
TL 1	46
TL 1R	46
TL 5	47
TL 5R	47
TL 6	47
TL 6R	47
TL 7	47

Symbol	str.
TL 9	47
TL 9R	47
TO 1	47
TO 1X	47
TO 23	47
TOP 1R	47
TOP 6	48 68
TRM 2	48
U	
UL 050	48
UL 050X	48
UL 051	48
UL 054	48
UL 054X	48
UL 055	48
UL 058	48
UL 059	48
UL 2	48
UL L	49
UL P	49
UN 1	49
UN 1R	49
UN 2E	49
UN 2R	49
UNE	49
UNR	49
URAN	115
V	
VBH	50
VBH 5	50
VIR 1	50
VIR 1X	50
VIR 3	50

Symbol	str.
W	
W	50
WIN 1	50
WK 55	50
WK 69	50
WKE 1	59
WK – M 1	50 69
WK – M 1PL	57 69
WK – M 3	57 69
WK – M 3M	57 69
WK – M7	57 69
WK – MT	69
WK – MT 1	57 69
WK – MT 2	57 69
WOŁOMIN NR	105
WSA 2R	50
WT	51
WTR	51
WT 2	51
WT 2R	51
WTR S	51
WT S	51
WWW	51
Y	
Y 6	51
Y 7	51
YA 6	51
YAL KŁ	52
YAL 5	52
YAL 6	52
YAL 4N	52 70
YAL 5N	52 70
YAL 6N	52 70
YD 6R	52 70
YD 6RX	52 70

Symbol	str.
YET 2	52 70
YET 4	52
YETI	60 70
YM 15Ex	53
YM L	53
YM P	53
YT 15	53
YT 15B	53
YT 15C	53
YT 15F	53
YT 15PL	53
YT 15GAM	53
YT 15R	54
YT 15RX	54
YT 15X5	54
YT 15X6	54
YT 16	54
YTL	54
YTP	54
YUH 1R	54
Z	
ZNAL N	109
ZNAL S	109

ELEKTORNIKA W EXPRESIE



Firma Expres zajmuje się również sprzedażą urządzeń do programowania kluczy i pilotów. Proponujemy Państwu urządzenia do kompleksowego dorabiania kluczy samochodowych. Jednocześnie posiadamy w naszej ofercie szeroki asortyment kluczy oraz pilotów, a także inne akcesoria niezbędne do kompleksowej obsługi klienta.

Więcej informacji znajdziecie Państwo pod numerami telefonów :

Paweł - 502 566 165

Michał - 501 239 977



KLUCZE



KŁÓDKI



**KOPIARKI
DO KLUCZY**



**GALANTERIA
METALOWA**

Chcesz aby Twój punkt był rozpoznawalny
w Twoim mieście?

ZAMÓW U NAS MONETKĘ Z WŁASNYM LOGO!



ZAKŁAD PRODUKCYJNO-USŁUGOWO-HANDLOWY
32-447 Siepraw 795, tel./fax (12) 274 63 65, tel. kom. 502 334 606

Ogólnopolska Mapa Punktów Dorabiania Kluczy



EXPRES®

zobacz na www.expres.pl

Co to jest Ogólnopolska Mapa Punktów Dorabiania Kluczy?

Ogólnopolska Mapa Punktów Dorabiania Kluczy to miejsce gdzie możesz dodać informacje o swojej firmie tak aby potencjalni klienci mogli ją szybciej i łatwiej odnaleźć. Mapa dostępna jest na stronie internetowej firmy Expres (www.expres.pl) po wybraniu odpowiedniego odnośnika w menu. Można ją przeglądać lub wyszukiwać wszystkie dostępne punkty w wybranej okolicy.

Jak dodać nowy punkt do mapy?



1

Z menu na stronie www.expres.pl wybierz **"Mapa punktów"**.
Po wczytaniu strony, wybierz zakładkę **"Dodaj punkt"**.

2

Wypełnij formularz podając szczegóły dotyczące firmy.
Zauważ, że wybierając województwo i miasto, mapa z prawej strony automatycznie określa podaną lokalizację.

3

Kliknij i przytrzymując myszką czerwony wskaźnik na mapie, przeciągnij go i upuść w dokładniejszym miejscu.

4

Kliknij na przycisk **"Wyślij"**.
Po sprawdzeniu przez nas danych, nowy punkt wyświetli się na mapie.

Jak znaleźć punkt na mapie?

Punkt dorabiania kluczy można odnaleźć na mapie za pomocą wyszukiwarki znajdującej się pod zakładką **"Mapa"**. Należy wpisać nazwę miejscowości, oraz ulicę, w pobliżu której program ma szukać; do pola tekstowego na pomarańczowym tle z napisem **"Znajdź punkty w pobliżu"**.

Możliwe jest również szukanie przez wybór województwa z lewej strony mapy i/lub jej przesuwanie, przybliżanie oraz oddalanie.

