







THE CAR BOOK 4

# THE CAR BOOK 4

## EN

Silca Library	VI
Glossary	VIII
Key identification	IX
Technical information	X
Uses	XII
Transponder information	XIII
Nationality	XIII
Key types	XIV

Vehicles guide legend	3
Car keys guide	8
Motorcycle keys guide	378
Truck keys guide	418
Vehicle related keys	427
General index	438

## IT

Libreria Silca	VI
Terminologia	VIII
Identificazione chiave	IX
Informazioni tecniche	X
Utilizzi	XII
Informazioni transponder	XIII
Nazionalità	XIII
Tipi di chiave	XIV

Legenda guida veicoli	3
Guida chiavi auto	8
Guida chiavi moto	378
Guida chiavi camion	418
Chiavi veicoli - utilizzi vari	427
Indice generale	438

## DE

Datenarchiv Silca	VI
Terminologie	VIII
Schlüsselidentifikation	IX
Technische Auskünfte	X
Verwendungen	XII
Transponder Auskünfte	XIII
Nationalität	XIII
Schlüsseltypen	XIV

Autoschlüssel Erläuterung	3
Marktführer für Autoschlüssel	8
Marktführer für Motorräderschlüssel	378
Marktführer für LKW Schlüssel	418
Fahrzeugschlüssel - verschiedene Verwendungen	427
Generalverzeichnis	438

**FR**

Bibliothèque Silca	VI
Terminologie	VIII
Identification clé	IX
Informations techniques	X
Utilisations	XII
Informations transpondeur	XIII
Nationalité	XIII
Types de clé	XIV

Légende guide véhicules	3
Guide clés pour voitures	8
Guide clés pour motocyclettes	378
Guide clés pour camions	418
Clés véhicules pour différentes utilisations	427
Index général	438

**ES**

Librería Silca	VI
Terminología	VIII
Identificación de la llave	IX
Informaciones técnicas	X
Utilizaciones	XII
Informaciones transponder	XIII
Nacionalidad	XIII
Tipos de llave	XIV

Leyenda guía para vehículos	3
Guía llaves para coches	8
Guía llaves para motocicletas	378
Guía llaves para camiones	418
Llaves vehículos para diferentes utilizaciones	427
Índice general	438

**PT**

Livraria Silca	VI
Terminologia	VIII
Identificação de uma chave	IX
Informações técnicas	X
Utilizações	XII
Informações transponder	XIII
Nacionalidade	XIII
Tipos de chave	XIV

Legenda guia para veículos	3
Guia chaves para carros	8
Guia chaves para motocicletas	378
Guia chaves para camiões	418
Chaves veículos para utilizações várias	427
Índice geral	438



## EN

**You have chosen technology and innovation. You have chosen Silca. Thank you.**

Our keys are produced exclusively with selected and certified raw materials.

Every single work phase is also controlled and carried out with highly advanced machinery. Severe product quality control certifies dimensions, aesthetics and respond to the original product and/or to the customers specific requests. Using the SPC (Statistic Process Control) control procedure to every single working phase we guarantee the quality our customers expect from us.

## IT

**Avete scelto tecnologia e innovazione. Avete scelto Silca. Grazie.**

Le nostre chiavi vengono prodotte esclusivamente con materie prime selezionate e certificate.

Ogni singola fase di lavorazione, effettuata con macchinari all'avanguardia e attrezzature di progettazione esclusiva, viene certificata in base a severi controlli su tutte le variabili qualitative di prodotto: dimensioni, estetica, perfetta rispondenza del materiale e del prodotto alle specifiche dell'originale o del cliente. L'adozione di procedure di controllo SPC (Statistic Process Control) ad ogni fase di produzione garantisce inoltre la qualità che i nostri clienti si aspettano da noi.

## DE

**Sie haben Technologie und Innovation gewählt. Sie haben Silca gewählt. Danke.**

Unsere Schlüssel sind nur mit gewählten und zertifizierten Rohmaterialien hergestellt.

Jede einzelne Arbeitsphase, die mit modernen Maschinen und exklusiven Entwicklungs- und Projektierungsmittel gemacht wurde, ist durch strenge Kontrolle zertifiziert. Masse, Ästhetik, Produkte und Materialien sind nach den technischen Spezifikation garantiert. Die SPC (Statistic Process Control) Verfahren versichern die Kontrolle auf jede einzelne Arbeitsphase und die Qualität, die unsere Kunden von uns erwarten.

## GTI - GLASS TRANSPONDER INNOVATION



Silca shakes up vehicle keys duplication thanks to the first worldwide multifunctional glass transponder.

Silca apre una nuova era nella duplicazione chiavi veicolo grazie al primo transponder multifunzione in vetro.

Silca öffnet den Weg in ein neues Zeitalter für das Kopieren von Fahrzeugschlüsseln dank des ersten multifunktionalen Transponders aus Glas.

Silca ouvre une nouvelle ère dans la reproduction de clés pour véhicules grâce au premier transpondeur multifonction en verre.

Silca abre una nueva era en la duplicación de las llaves vehículo gracias al primer transponder multifunción de cristal.

A Silca abre uma nova era na duplicação das chaves para veículo, graças ao primeiro transponder multi-função em vidro.



**GTI THE 1<sup>ST</sup> WORLDWIDE**

**FR**

**Vous avez choisi technologie et innovation. Vous avez choisi Silca. Merci.**

Nos clés sont produites exclusivement sur la base de matières premières sélectionnées et certifiées.

Chaque phase du processus de fabrication de nos produits est effectuée au travers de machines d'avant-garde et d'outillages exclusifs et, après des contrôles sévères de toutes les variables qualitatives du produit, comme dimensions, aspect esthétique, correspondance du matériel et du produit-même aux caractéristiques spécifiques originales et/ou demandées par le client, est ensuite certifiée. Le choix d'adopter un processus de contrôle SPC (Statistic Process Control) pour chaque phase de fabrication garantit la qualité que nos clients attendent de nous.

**ES**

**Usted ha elegido tecnología y innovación. Usted ha elegido Silca. Gracias.**

Nuestras llaves se fabrican exclusivamente con materia prima seleccionada y certificada.

Cada fase de fabricación, efectuada con maquinaria de última generación y herramientas de proyecto exclusivo, es certificada en base a severos controles de todas las variables cualitativas del producto: tamaño, estética, perfecta correspondencia del material con el producto original o la solicitud del cliente. La adopción de procedimientos de control SPC (Statistic Process Control) en cada fase de producción garantiza además la calidad que nuestros clientes esperan de nosotros.

**PT**

**Você escolheu tecnologia e inovação. Você escolheu Silca. Obrigado.**

As nossas chaves são fabricadas exclusivamente com matérias-primas seleccionadas e certificadas.

Cada fase do fabrico, realizada com máquinas de vanguarda e equipamento de projecto exclusivo, é certificada com base em rigorosos controlos de todas as variáveis qualitativas do produto: dimensões, estética, correspondência perfeita do material e do produto com as especificações do original ou do cliente. A adopção de procedimentos de controlo SPC (Statistic Process Control) em cada fase da produção também garante a qualidade que os nossos clientes esperam de nós.

## **SILCA: FIRST WORLDWIDE FOR AUTHENTIC TRANSPONDER KEYS INNOVATION**

GTI is compatible with Silca's latest transponder key ranges, guarantees a constantly updated automotive keys service and is the ideal solution in case of original key loss.

GTI è compatibile con le chiavi transponder Silca, garantisce un servizio chiavi automotive sempre aggiornato ed è la soluzione ideale in caso di perdita della chiave originale.


GTI ist kompatibel mit den neuen Silca Transponderschlüssel, versichert einen hochmodernen Fahrzeugschlüsseldienst und ist die ideale Lösung, wenn der Originalschlüssel verloren wird.

GTI est compatible avec les nouvelles clés transpondeur Silca, garantit d'être à l'avant-garde dans votre service clés pour véhicules et est la solution parfaite en cas de perte de la clé originale.


GTI es compatible con las nuevas llaves transponder Silca, asegura un servicio llaves vehículo a la vanguardia y es la solución perfecta en caso de que se pierda la llave original.

GTI é compatível com as novas chaves transponder Silca, assegura um serviço chaves para veículos na vanguarda e a solução perfeita em caso de perda da chave original.

# THE CAR BOOK 4



THE CAR BOOK 4 CATALOGUE



MONTHLY SILCA NEWS BULLETINS

EN

## SILCA LIBRARY

This Catalogue updates and completes the information regarding all the vehicle keys produced by Silca. If you would like to keep your catalogues always updated, visit [www.silca.biz](http://www.silca.biz). Every month you can find out what new keys have been produced consulting and printing the "Silca News" Bulletins.

## ELECTRONIC KEY CATALOGUE

Silca also makes its electronic key catalogue available to you, also on your smartphone. The Silca electronic catalogue will be updated in real time with all the new keys making it the ideal assistant for all office activities, the management of stock references, automatic creation of orders, printing packing lists and much more.

IT

## LIBRERIA SILCA

Questo catalogo aggiorna e completa le informazioni relative a tutte le chiavi veicolo prodotte da Silca. Se desiderate mantenere sempre aggiornati i vostri cataloghi, collegatevi al sito [www.silca.biz](http://www.silca.biz). Ogni mese saprete quali nuove chiavi sono state prodotte consultando e stampando i Bollettini "Silca News".

## CATALOGO CHIAVI ELETTRONICO

Silca mette a vostra disposizione il catalogo elettronico chiavi, consultabile anche tramite smartphone. Il catalogo elettronico Silca è aggiornato in tempo reale con tutte le ultime novità ed è l'assistente ideale per le attività di ufficio, per la gestione delle referenze a stock, per la creazione automatica di ordini, la stampa di bindelli e molto altro ancora.

DE

## DATENARCHIV SILCA

Mit Hilfe dieses Informationswerkzeuges erhalten Sie aktualisierte und vervollständigte Informationen in Bezug auf alle von Silca produzierten Fahrzeugschlüssel. Damit Ihre Kataloge immer auf dem neuesten Stand sind, können Sie Neuheiten auf der Webseite [www.silca.de](http://www.silca.de) abrufen. Jeden Monat erfahren Sie, welche neuen Schlüssel produziert werden, wenn Sie den monatlichen Newsletter "Silca News" aufrufen und ausdrucken.

## ELEKTRONISCHER SCHLÜSSELKATALOG

Silca stellt Ihnen einen elektronischen Schlüsselkatalog zur Verfügung, der auch über das Smartphone verfügbar ist. Damit werden Sie in Echtzeit über alle Neuheiten auf dem Laufenden gehalten. Der elektronische Katalog von Silca ist das ideale Hilfsmittel für die Arbeit im Büro, die Verwaltung des Lagerbestands, die automatische Erstellung von Bestellungen, den Ausdruck von Verpackungslabellen und vieles andere mehr.

## WWW.SILCA.BIZ

To update The Car Book 4 catalogue, visit our website and download the "Silca News" Bulletins, issued monthly.  
Per aggiornare il catalogo The Car Book 4, visitate il nostro sito e scaricate i Bollettini "Silca News", pubblicati mensilmente.  
Um den Katalog The Car Book 4 zu aktualisieren, rufen Sie unsere Webseite auf und laden Sie die Newsletter "Silca News" herunter, die monatlich veröffentlicht werden.  
Pour mettre le catalogue The Car Book 4 à jour, visitez notre site et téléchargez les Bulletins "Silca News", mis à jour une fois par mois.  
Para actualizar el catálogo The Car Book 4, consulte nuestro sitio web y descargue los Boletines "Silca News", actualizados mensualmente.  
Para atualizar o catálogo The Car Book 4 consulte nosso site e baixe os Boletins "Silca News", atualizados mensalmente.





SILCA ELECTRONIC KEY CATALOGUE



SILCA EKC WEB MOBILE

FR

## BIBLIOTHÈQUE SILCA

Ce catalogue actualise et complète les informations fournies sur toutes les clés pour véhicules produites par Silca.

Si vous souhaitez que vos catalogues soient toujours à jour, visitez notre site Internet [www.silca.biz](http://www.silca.biz). Tous les mois, vous serez informés sur les nouvelles clés produites en consultant et en imprimant les Bulletins "Silca News".

## CATALOGUE DE CLÉS ÉLECTRONIQUES

Silca met à votre disposition un catalogue électronique clés, qui est disponible aussi sur votre Smartphone.

Le catalogue électronique Silca, actualisé en temps réel avec toutes les dernières nouveautés, est l'assistant idéal des activités administratives comme la gestion des références en stock, mais également pour la création automatique des commandes, l'impression des news et bien plus encore.

ES

## LIBRERÍA SILCA

Este catálogo actualiza y completa la información relativa a todas las llaves para vehículos fabricadas por Silca.

Si desea que sus catálogos siempre estén actualizados, conéctese al sitio [www.silca.biz](http://www.silca.biz). Cada mes le será posible conocer qué llaves nuevas se han fabricado consultando e imprimiendo los Boletines "Silca News".

## CATÁLOGO DE LLAVES ELECTRÓNICO

Silca pone a su disposición un catálogo electrónico llaves, disponible también en su smartphone.

El catálogo electrónico Silca, actualizado en tiempo real sobre todas las novedades, es el asistente ideal para las actividades de la oficina, gestionar las referencias en stock, crear automáticamente los pedidos, imprimir etiquetas y mucho más.

PT

## LIVRARIA SILCA

Este catálogo atualiza e completa as informações sobre todas as chaves para veículos produzidas pela Silca.

Desejando manter os catálogos sempre atualizados, entre no nosso site [www.silca.biz](http://www.silca.biz). Cada mês você saberá quais são as novas chaves produzidas consultando e imprimindo os Boletins "Silca News".

## CATÁLOGO ELETRÔNICO CHAVES

Silca coloca à sua disposição um catálogo eletrônico chaves, também disponível em seu smartphone.

O catálogo eletrônico Silca, atualizado em tempo real com todas as novidades, é o assistente ideal para o escritório, para a gestão das referências de estoque, para a criação automática de pedidos, imprimir etiquetas e muito mais.

## EKC.SILCA.BIZ - ELECTRONIC KEY CATALOGUE

EKC contains all of the new keys produced by Silca and is always updated.  
 EKC contiene tutte le nuove chiavi prodotte da Silca ed è sempre aggiornato.  
 EKC, der elektronische Schlüsselkatalog, enthält alle neue Silca Schlüssel und wird immer aktualisiert.  
 EKC contient toutes les nouvelles clés produites par Silca et est toujours mis à jour.  
 EKC contiene todas las nuevas llaves producidas por Silca y se actualiza siempre.  
 EKC contém todas as novas chaves produzidas pela Silca e é atualizado sempre.

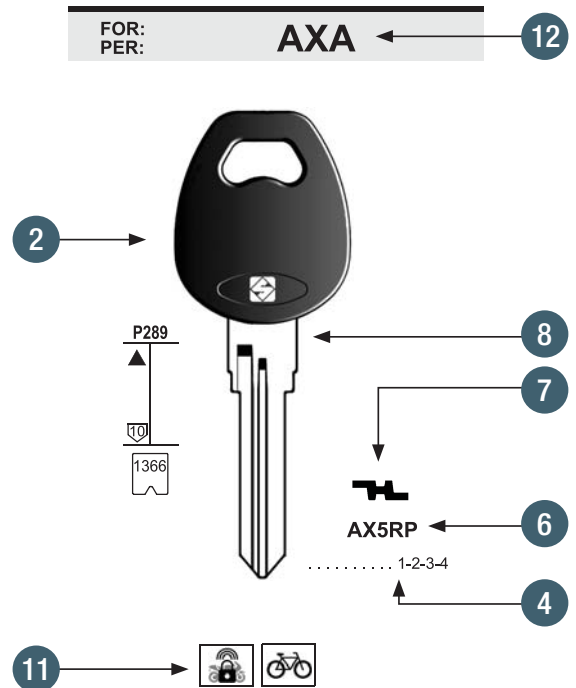
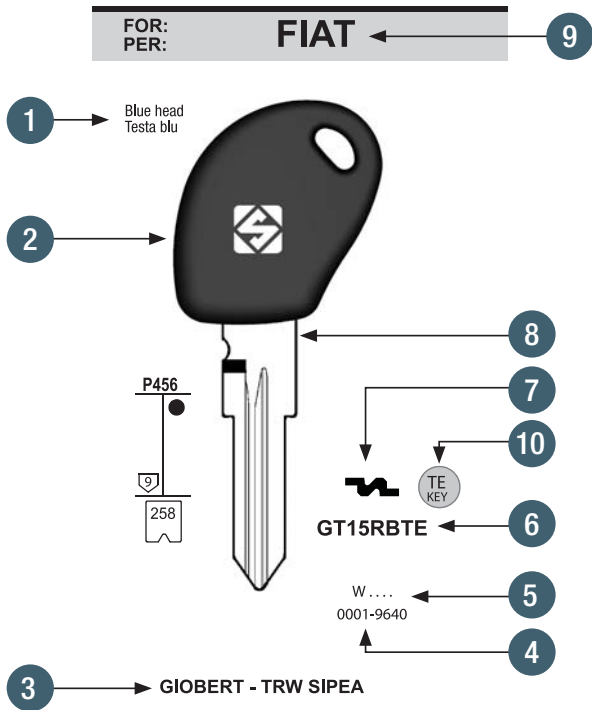


# THE CAR BOOK 4

## GLOSSARY - TERMINOLOGIA - TERMINOLOGIE - TERMINOLOGIE - TERMINOLOGÍA - TERMINOLOGIA

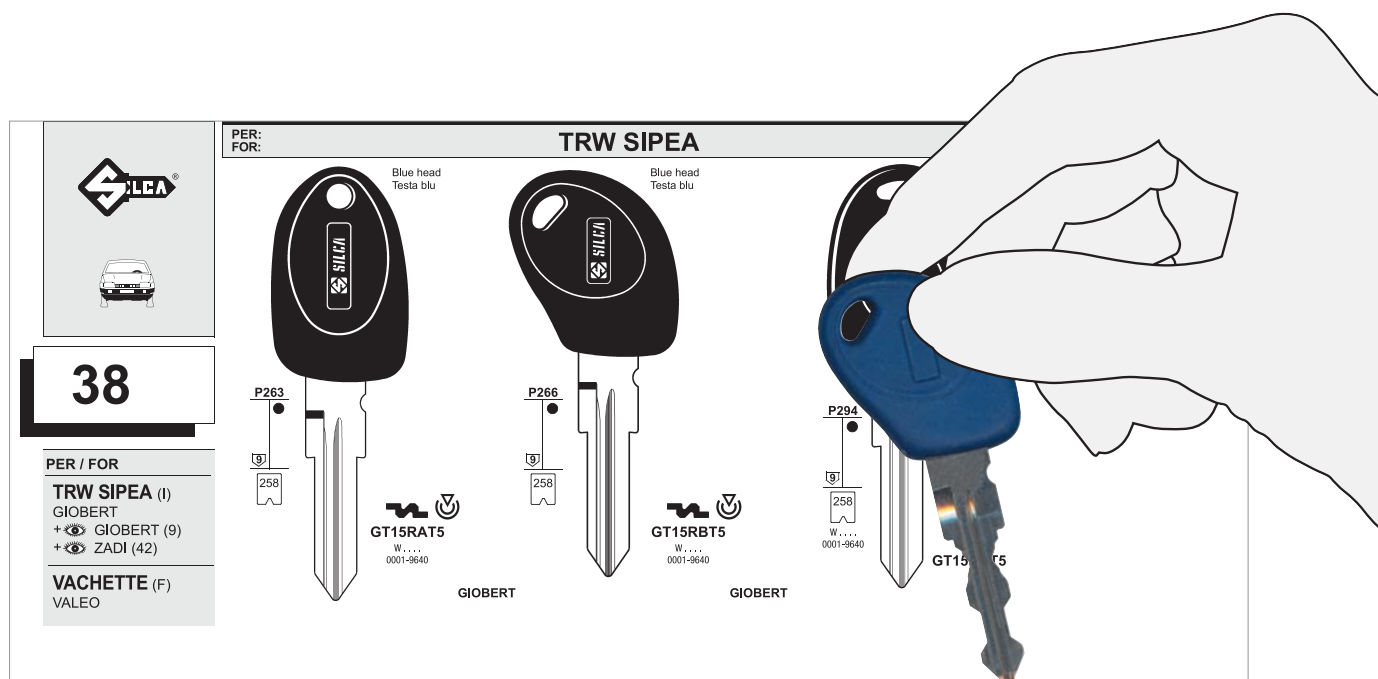
Vehicle keys guide (page 8) • Guida chiavi veicolo (pag. 8)  
 Führer für Fahrzeugschlüssel (Seite 8) • Guide clés pour véhicules (page 8)  
 Guía llaves para vehículos (pág. 8) • Guia chaves para veículos (pág. 8)

Vehicle related keys (page 427) • Chiavi veicoli - Utilizzi vari (pag. 427)  
 Fahrzeugschlüssel für verschiedene Verwendungen (Seite 427) • Clés véhicules pour différentes utilisations (page 427) • Llaves vehículos para diferentes utilizaciones (pág. 427) • Chaves veículos para utilizações várias (pág. 427)



	EN	IT	DE	FR	ES	PT
1	Head Colour	Colore testa	Kopf-Farbe	Couleur tête	Color cabeza	Cor da cabeça
2	Head	Testa	Kopf	Tête	Cabeza	Cabeça
3	Secondary brands	Marche secondarie	Nebenmarke	Marques secondaires	Marcas secundarias	Marcas secundárias
4	Code	Serie	Serie	Code	Serie	Códigos
5	Original profile	Profilo originale	Originalprofil	Profil original	Perfil original	Perfil original
6	Silca reference	Referenza Silca	Silca-Artikel	Article Silca	Artículo Silca	Artigo Silca
7	Profile	Profilo	Profil	Profil	Perfil	Perfil
8	Blade (stem)	Canna	Schaft	Canne	Caña	Cana
9	Vehicle brand	Marca veicolo	Fahrzeuge-Marke	Marque véhicule	Marca vehículo	Marca do veículo
10	Key type	Tipo di chiave	Schlüsseltyp	Type de clé	Tipo de llave	Tipo de chave
11	Key uses	Utilizzi chiave	Verwendungen	Utilisations clé	Utilizaciones llave	Utilizações chave
12	Lock brand	Marca serratura	Schloß-Marke	Marque serrure	Marca cerradura	Marca da fechadura

**KEY IDENTIFICATION** - IDENTIFICAZIONE CHIAVE - SCHLÜSSELIDENTIFIKATION - IDENTIFICATION CLÉ - IDENTIFICACIÓN DE LA LLAVE - IDENTIFICAÇÃO DE UMA CHAVE



**EN**

**Keys are drawn to a 1:1 scale**

The key profile (section of the blade) is viewed from the head. To identify a key you may simply lay the key sample on the drawing, paying particular attention to the blade and to the profile.

Alternative head shapes are indicated by a dashed line around the standard head.

**IT**

**I disegni delle chiavi sono in scala 1:1**

I profili (sezione della canna) sono visti dalla testa. Per identificare una chiave basta sovrapporre il campione al disegno, prestando particolare attenzione alla canna (gambo) e alla sezione (profilo).

Teste originali diverse sono rappresentate con linea tratteggiata.

**DE**

**Die Zeichnungen der Schlüssel sind in Skala 1:1**

Die Profile (Schnitt des Schaftes) werden vom Kopf ab gesehen. Für die Identifikation eines Schlüssels genügt es den Musterschlüssel mit der angegebenen Zeichnung zu vergleichen, aber wir empfehlen, besonders den Schaft und das Profil zu überprüfen.

Verschiedene Originalköpfe sind durch gestrichelte Linien dargestellt.

**FR**

**Les dessins des clés sont à échelle 1:1**

Les profils (section de la canne) sont vus de la tête. Pour l'identification d'une clé il suffira de superposer la clé échantillon au dessin en examinant tout particulièrement la canne (tige) et la section (profil).

Têtes originales différentes sont représentées par des lignes en tirets.

**ES**

**Los dibujos de las llaves son en escala 1:1**

Los perfiles (sección de la caña) son vistos de la cabeza. Para la identificación de una llave basta sobreponer la llave de muestra al dibujo, examinando con particular atención la caña y la sección (perfil).

Las cabezas originales diferentes están representadas con una línea punteada.

**PT**


**Os desenhos das chaves estão em escala 1:1**

Os perfis (secção da cana) são vistos da cabeça. Para identificar uma chave basta sobrepor a chave original por cima do desenho e examinar atentamente a cana da chave e o perfil.



Cabeças originais diferentes estão representadas com uma linha tracejada.

# THE CAR BOOK 4

**TECHNICAL INFORMATION** - INFORMAZIONI TECNICHE - TECHNISCHE AUSKÜNFTE - INFORMATIONS TECHNIQUES - INFORMACIONES TÉCNICAS - INFORMAÇÕES TÉCNICAS

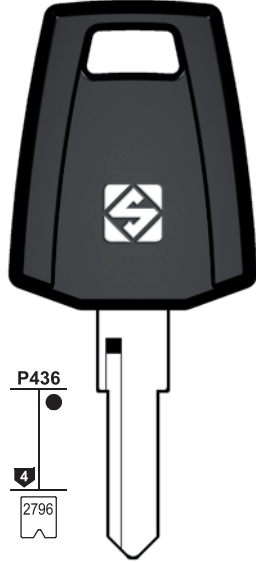


66

FOR / PER
<b>MERIT</b> (D)
<b>MERONI</b> (I)
<b>MONACOR</b> (PRC/CN)  ALPHA (63)
<b>NEIMAN</b> (D) (F) +  HUF (65)


**FOR:**  
**PER:**

**MERIT**

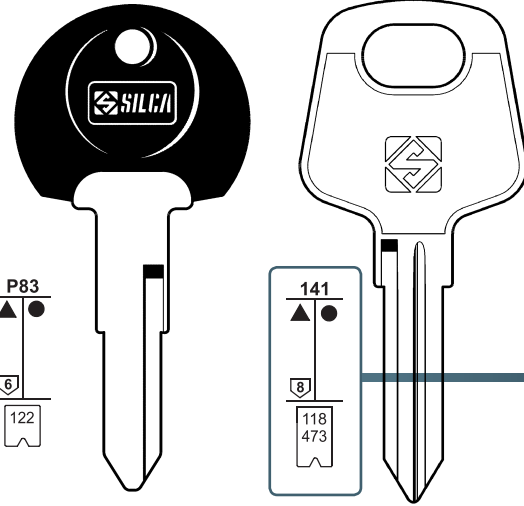


P436  
2796

**MRT2RAP**  
... C/D 001-050



**NEIMAN**






P83  
122

141  
118  
473

**NE76AP**  
... 0/9 ... 0/90/9  
M-N-P-R-S

**NE19**  
GM ... 2001-3000  
... 2001-4949

**Uses (page XII)**  
 Utilizzi (pag. XII)  
 Verwendungen (Seite XII)  
 Utilisations (page XII)  
 Utilizaciones (pág. XII)  
 Utilizações (pág. XII)

FOR / PER	Main brand (Nationality)	Marca principale (Nazionalità)	Hauptmarke (Nationalität)	Marque principale (Nationalité)	Marca principal (Nacionalidad)	Marca principal (Nacionalidade)
<b>MERIT</b> (D)	Refer to main brand on the page indicated in brackets	Rinvio alla marca principale alla pagina indicata tra parentesi	Verweisung der Hauptmarke auf den angezeigten Seiten in Klammer	Renvoi à la marque principale à la page indiquée entre parenthèses	Reenvio a la marca principal en la paginas indicadas entre parentesis	Reenvia-se a marca principal em página indicada entre parênteses
<b>MERONI</b> (I)		Rinvio alle chiavi di altre marche alle pagine indicate tra parentesi	Verweisung auf die Schlüssel anderer Marken auf den angezeigten Seiten in Klammer	Renvoi aux clés d'autres marques aux pages indiquées entre parenthèses	Reenvio a las llaves de otras marcas en las paginas indicadas entre parentesis	Reenvia-se para chaves de outras marcas em páginas indicadas entre parênteses
<b>MONACOR</b> (PRC)  ALPHA (63)		Nationality (page XIII)	Nazionalità (pag. XIII)	Nationalität (Seite XIII)	Nationalité (page XIII)	Nacionalidad (pág. XIII)
<b>NEIMAN</b> (D) (F) +  HUF (65)	Secondary brands		Marche secondarie	Nebenmarke	Marques secondaires	Marca secundarias
<b>PK</b> (F)  CESSNA (64)  LAS (66)						
<b>POS</b> (D)  SISPA (67)						
<b>SISPA</b> (I) POS						

**TECHNICAL INFORMATION - INFORMAZIONI TECNICHE - TECHNISCHE AUSKÜNFTE - INFORMATIONS TECHNIQUES - INFORMACIONES TÉCNICAS - INFORMAÇÕES TÉCNICAS**

**123** Information including material type is shown beside each key

A fianco di ogni chiave sono specificate alcune caratteristiche tecniche e varianti disponibili  
 Neben jedem Schlüssel sind einige technische Daten und mögliche Varianten angegeben  
 A côté de chaque clé sont indiqués les caractéristiques techniques et matériaux disponibles  
 Al lado de cada llave se especifican datos técnicos y variantes disponibles  
 Ao lado de cada chave esta indicado as características técnicas e a matéria prima em que a chave pode ser fornecida

	EN	IT	DE	FR	ES	PT
	<b>Standard production material:</b>	Materiale di normale produzione:	Material von normaler Produktion:	Matériel standard:	Material de producción corriente:	Matéria-prima standard:
▲	Steel	Acciaio	Stahl	Acier	Acero	Aço
●	Brass	Ottone	Messing	Laiton	Latón	Latão
■	Nickel silver	Alpacca	Neusilber	Maillechort	Alpaca	Alpaca
◆	Iron	Ferro	Eisen	Fer	Hierro	Ferro
<b>I 23</b>	<b>Head-shape code of each key to easily identify customized coining</b>	Codice testa per facilitare la scelta di conii personalizzati	Kopf-Code, um die Auswahl der Prägungen zu erleichtern	Code de la tête pour faciliter le choix des frappes personnalisées	Código de la cabeza para facilitar la elección de acuñaciones personalizadas	Código da cabeça para facilitar a escolha dos cunhos, no caso dos pedidos de chaves personalizadas
©	Available in <b>SILCA COLOR / SLIM COLOR</b>	Disponibile in SILCA COLOR / SLIM COLOR	Lieferbar in SILCA COLOR / SLIM COLOR	Disponible en SILCA COLOR / SLIM COLOR	Disponible en SILCA COLOR / SLIM COLOR	Disponível em SILCA COLOR / SLIM COLOR
U	Available in <b>ULTRALITE</b>	Disponibile in ULTRALITE	Lieferbar in ULTRALITE	Disponible en ULTRALITE	Disponible en ULTRALITE	Disponível em ULTRALITE
5	<b>No. of big pins</b>	Nr. spine grandi	Nr. grosse Dornen	Nr. grands pistons	Nr. de agujas grandes	Nr. de pivos grandes
5	<b>No. of small pins</b>	Nr. spine piccole	Nr. kleinen Dornen	Nr. petits pistons	Nr. de agujas pequeñas	Nr. de pivos pequenos
▶	<b>Back milled profile</b>	Profilo dorsato	Rückengefrästes Profil	Profil à chiffrage dorsal	Perfil lomeado	Perfil boleado no dorso
456	<b>Card Number for cutting by code on Silca electronic machines for flat keys</b>	Numero scheda per riproduzione a codice con duplicatrici elettroniche Silca per chiavi piatte	Kartenummer für die Kopierung nach Code auf Silca Elektronische Schlüsselkopiermaschine für Flachschlüssel	Numéro de fiche pour la reproduction à code sur machines électroniques Silca pour clés plates	Número de la ficha para la reproducción en base a código con duplicadoras electrónicas Silca para llaves planas	Número de ficha técnica para a duplicação pelo código nas máquinas electrónicas Silca (chaves planas)
<b>S56</b>	<b>Silca Serial Number for cutting by code on Silca electronic machines for dimple and laser keys</b>	Silca Serial Number per riproduzione a codice con duplicatrici elettroniche Silca per chiavi punzonate e laser	Silca Serial Number für die Kopierung nach Code auf Silca Elektronische Schlüsselkopiermaschine für Bohrmulden- und Bahnschlüssel	Silca Serial Number pour la reproduction à code sur machines électroniques Silca pour clés a points et clés avec taille de type laser	Silca Serial Number para la reproducción en base a código con duplicadoras electrónicas Silca para llaves de regata y de seguridad	Silca Serial Number para a duplicação pelo código nas máquinas electrónicas Silca (chaves de pontos e tipo laser)
<b>P47</b>	<b>Silca Serial Number for cutting by code on the Prima Laser and Idea Machines</b>	Silca Serial Number per riproduzione a codice su Prima Laser e Idea	Silca Serial Number für die Kopierung nach Code auf Prima Laser und Idea Maschinen	Silca Serial Number pour la reproduction à code avec machines Prima Laser et Idea	Silca Serial Number para la reproducción en base a código con Prima Laser y Idea	Silca Serial Number para a duplicação pelo código nas máquinas Prima Laser e Idea

# THE CAR BOOK 4

## USES - UTILIZZI - VERWENDUNGEN - UTILISATIONS - UTILIZACIONES - UTILIZAÇÕES

	EN	IT	DE	FR	ES	PT
	Ignition and steering wheel lock	Avviamento / Bloccasterzo	Zünd-und Lenkradschloß	Mise en marche et antivol	Arranque seguro de dirección	Ignição, bloqueio da direcção
	Door lock	Portiera	Wagentür	Portière	Puerta	Porta de carro
	Boot/Hatchback	Bagagliaio/Portiera posteriore	Kofferraum/Hecktür	Coffre/Portière postérieure	Maletero/Puerta trasera	Bagageira/Porta traseira
	Petrol cap	Tappo benzina	Benzintankverschluß	Bouchon réservoir	Tapa de gasolina	Tampão de gasolina
	Vehicle drawer	Vano portaoggetti	Schublade	Tiroir	Gaveta	Porta luvas
	Cycle seat	Sella	Sattel	Selle	Silla	Selím
	Helmet holder	Porta casco	Helm-Stütze	Porte-casque	Porta-casco	Porta-capacete
	Bicycle	Bicicletta	Fahrrad	Vélo	Bicicleta	Bicicleta
	Truck	Camion	LKW	Camion	Camión	Caminhão
	Van	Furgone	Lastwagen	Fourgon	Furgón	Furgão
	Mini-bus	Pulmino	Kleinbus	Minibus	Minibus	Mini-ônibus
	Pick-up truck	Camioncino/Pick-up	Kleinlasttransporter/Pick-up	Camionette/Pick-up	Camión ligero/Pick-up	Furgoneta/Pick-up
	Car	Auto	Auto	Voiture	Coche	Carro
	Motorcycle	Motocicletta	Motorrad	Motocyclette	Motocicleta	Motocicleta
	Airplane	Aereo	Flugzeug	Avion	Avión	Avião
	Caravan	Caravan	Caravan	Caravanne	Caravana	Caravana
	Boat engine	Motore marino	Schiffsmotor	Moteur de bateaux	Motor marino	Motor marítimo
	Ski holder	Portasci	Skiträger	Porte skis	Portaesquis	Porta-esquis
	Forklift	Muletto	Gabelstapler	Clark	Carretilla elevadora	Empilhadore
	Garage door	Porta garage	Garagentür	Portes de garages	Puerta garage	Porta de garagem
	Lawn-mower	Rasaerba	Rasenmäher	Tondeuse	Corta-cesped	Corta-relvas
	Tractor	Trattore	Traktor	Tracteur	Tractor	Trator
	Earth moving machine	Macchina movimento terra	Raupenschlepper	Machine pour déplacement de terre	Máquina para movimiento de tierra	Máquina de terraplenagem
	Anti-theft device for motor-cycles	Antifurto per ciclomotori e motociclette	Diebstahlschutz für Motorfahrrad und Motorräder	Anti-vol pour cyclomoteurs et motocyclettes	Antihurto para ciclomotores y motocicletas	Anti-roubo para scooters e motocicletas
	Remote Control	Telecomando	Fernbedienung	Commande à distance	Mando a distancia	Comando remoto
	Snowmobile	Motoslitta	Schneemobil	Motoluge	Trineo de motor	Trenó de motor
	Ski box	Baule portasci	Skiträger	Porte skis	Portaesquis	Porta-esquis
	Alarm	Allarme	Alarm	Alarme	Alarma	Alarme
	Motor heater	Riscaldatore motore	Motor Heizappart	Réchauffeur moteur	Calentador motor	Aquecedor de motor



## TRANSPONDER INFORMATION - INFORMAZIONI TRANSPONDER - TRANSPONDER AUSKÜNFTE - INFORMATIONS TRANSPONDEUR - INFORMACIONES TRANSPONDER - INFORMAÇÕES TRANSPONDER

### EN

**TRANSPONDER.** An electronic chip with a non-volatile memory which contains an ELECTRONIC CODE. The transponder has an antenna with which it can interface with an external electronic control device. Through the antenna the device emits a fixed frequency signal; the transponder receives the signal and then transmits its electronic code by means of special modulation techniques to the control device, which is able to process the code. The transponder has no external input of power supply (passive system); it receives the energy necessary to work from the signal emitted by the external control device (inductive coupling between the control device antenna and that of the transponder).

**IMMOBILIZER.** An electronic antitheft system which interfaces with the engine control device, and often also with the starter, that allows the engine to start only when the electronic code in the transponder is recognized.

### DE

**TRANSPONDER.** Es handelt sich um einen mit einem nicht flüchtigen Speicher ausgestatteten elektronischen Chip, der einen ELEKTRONISCHEN CODE enthält. Der Transponder ist mit einer Lesespule versehen, die es ermöglicht, sich an ein externes elektronisches Steuergerät anzuschließen. Dieses Steuergerät gibt über eine Lesespule ein Signal mit einer bestimmten Frequenz (fix) ab; der Transponder nimmt dieses Signal auf und sendet unter Verwendung von spezifischen Modulationstechniken einen eigenen elektronischen Code an das Steuergerät, das ihn dann ausarbeitet. Der Vorteil des Transponders ist, daß keine äußere Versorgung notwendig ist (passives System), sondern daß die für den Betrieb nötige Energie dem vom externen Steuergerät gesendeten Signal entnommen wird (induktive Kopplung zwischen Lesespule des Steuergeräts und Antenne des Transponders).

**IMMOBILIZER.** Es handelt sich dabei um eine elektronische Diebstahlsicherung, die an das elektronische Steuergerät des Motors und oft auch an den Anlasser angeschlossen werden kann. Der Anlasser erteilt die Starterlaubnis, wenn der elektronische Code im Transponder erkannt wird.

### ES

**TRANSPONDER.** Chip electrónico provisto de memoria no volátil que contiene un CÓDIGO ELECTRÓNICO. El transponder está provisto de antena que permite interactuar con una central electrónica exterior. Esta central emite, por medio de una antena, una señal a frecuencia fija; el transponder, después de recibir la señal y utilizando técnicas particulares de modulación, envía su propio código electrónico a la central, que de esta manera está en condiciones de procesarlo. El transponder no necesita ningún suministro de corriente desde el exterior, sino que saca la energía necesaria a su propio funcionamiento de la señal que le llega de la central exterior (acoplamiento por inducción entre la antena de la central y la del transponder).

**SISTEMA IMMOBILIZADOR.** Es un sistema antirrobo de tipo electrónico que, al interactuar con la central de control del motor y a menudo incluso con el motor de arranque, da el consentimiento al encendido del motor, cuando reconozca el código electrónico presente en el transponder.

### IT

**TRANSPONDER.** Chip elettronico dotato di memoria non volatile contenente un CODICE ELETTRONICO. Il transponder è dotato di antenna che permette di interfacciarsi con una centralina elettronica. La centralina emette tramite un'antenna un segnale a frequenza fissa; il transponder, ricevuto tale segnale, invia il proprio codice elettronico tramite particolari tecniche di modulazione alla centralina, che è in grado di elaborarlo e riconoscerlo. Il transponder non ha nessun tipo di alimentazione esterna (è un sistema passivo); ricava l'energia necessaria al suo funzionamento dal segnale inviato dalla centralina (ACCOPIAMENTO INDUTTIVO fra antenna della centralina e del transponder).

**SISTEMA IMMOBILIZZATORE.** Sistema antifurto di tipo elettronico in grado di interfacciarsi con la centralina di controllo motore e spesso anche con il motorino d'avviamento, che dà il consenso di accensione motore nel caso in cui venga riconosciuto il codice elettronico presente nel transponder.

### FR

**TRANSPONDEUR.** Chip électronique doté de mémoire non volatile contenant un CODE ELECTRONIQUE. Le transpondeur est doté d'une antenne permettant l'interface avec une unité de contrôle. Cette unité de contrôle émet un signal à fréquence fixe; le transpondeur, reçoit ce signal, en appliquant des techniques de modulations spéciales, il envoie son propre code électronique à l'unité de contrôle qui est ainsi en mesure d'en effectuer le traitement. Le transpondeur n'a besoin d'aucune alimentation externe (système passif); prélevant l'énergie qu'il lui faut pour fonctionner du signal envoyé par l'unité de contrôle (couplage inductif entre l'antenne de l'unité de contrôle et celle du transponder).

**SYSTEME D'IMMOBILISATION.** C'est un antivol de type électronique qui, interfacé avec l'unité de contrôle du moteur et la plupart des cas avec le démarreur, donne le consentement au démarrage du moteur après identification du code électronique présent dans le transponder.

### PT

**TRANSPONDER.** Chip electrónico dotado de memória não volátil que contém um CÓDIGO ELECTRÓNICO (número). O transponder está provisto de uma antena que permite a ligação em interface com uma central electrónica. A central emite, por meio de uma antena, um sinal com frequência fixa; recebido esse sinal, o transponder, por meio de técnicas especiais de modulação, envia o próprio código electrónico para a central, que o pode processar e reconhecer. O transponder não tem algum tipo de alimentação externa (é um sistema passivo); tira a energia necessária para o seu funcionamento do sinal enviado pela central (ACOPLAMENTO INDUTIVO entre a antena da central e do transponder).

**SISTEMA DE IMOBILIZAÇÃO.** Sistema anti-roubo de tipo electrónico que pode ser ligado em interface com a centralina de controlo do motor e frequentemente até com o motor de arranque, e que habilita a ignição do motor no caso em que seja reconhecido o código electrónico presente no transponder.

## NATIONALITY - NAZIONALITÀ - NATIONALITÄT - NATIONALITÉ - NACIONALIDAD - NACIONALIDADE

<b>A</b> Austria	<b>CZ</b> Czech Republic	<b>GR</b> Greece	<b>LT</b> Lithuania	<b>RCH</b> Chile	<b>USA</b> United States of America
<b>AUS</b> Australia	<b>D</b> Germany	<b>H</b> Hungary	<b>LV</b> Latvia	<b>RNR</b> Zambia	<b>UA</b> Ukraine
<b>AZ</b> Azerbaijan	<b>DK</b> Denmark	<b>HK</b> Hong-Kong	<b>MD</b> Republic of Moldova	<b>RO</b> Romania	<b>WAN</b> Federal Republic of Nigeria
<b>B</b> Belgium	<b>DZ</b> Algeria	<b>HR</b> Croatia	<b>N</b> Norway	<b>RUS</b> Russia	<b>YV</b> Venezuela
<b>BG</b> Bulgaria	<b>E</b> Spain	<b>I</b> Italy	<b>NL</b> The Netherlands	<b>S</b> Sweden	<b>ZA</b> Republic of South Africa
<b>BR</b> Brazil	<b>EST</b> Estonia	<b>IL</b> Israel	<b>P</b> Portugal	<b>SRB</b> Serbia	
<b>BY</b> Belarus	<b>ET</b> Egypt	<b>IND</b> India	<b>PL</b> Poland	<b>SLO</b> Slovenia	
<b>CDN</b> Canada	<b>F</b> France	<b>IRL</b> Ireland	<b>PRC/CN</b> China	<b>SU</b> ex-URSS	
<b>CH</b> Switzerland	<b>FIN</b> Finland	<b>J</b> Japan	<b>RA</b> Argentina	<b>TN</b> Tunisia	
<b>CO</b> Colombia	<b>GB</b> Great Britain	<b>KSA</b> Saudi Arabia	<b>RC/TW</b> Taiwan	<b>TR</b> Turchia	

## KEY TYPES - TIPI DI CHIAVE - SCHLÜSSELTYPEN - TYPES DE CLÉ - TIPOS DE LLAVE - TIPOS DE CHAVE

SYMBOLS - SIMBOLI - SYMBOLE - SYMBOLES - SÍMBOLOS - SÍMBOLOS	
	<p><b>TRANSPONDER KEYS</b></p>  <p><b>TRANSPONDER KEYS.</b> Keys endowed with specific fixed or crypto code transponder depending on the application.</p> <p><b>CHIAVI TRANSPONDER.</b> Chiavi dotate di transponder a codice fisso o crypto specifico in base all'applicazione.</p> <p><b>TRANSPONDERSCHLÜSSEL.</b> Schlüssel mit spezifischem Fixer oder Crypto Code Transponder gemäß der Anwendung.</p> <p><b>CLÉS TRANSPONDEUR.</b> Clés dotées d'un transpondeur à code fixe ou crypto spécifique selon l'application.</p> <p><b>LLAVES TRANSPONDER.</b> Llaves dotadas de transponder de código fijo o crypto específico en función de la aplicación.</p> <p><b>CHAVES TRANSPONDER.</b> Chaves dotadas de um transponder de código fixo ou crypto específico dependendo da aplicação.</p>
	<p><b>FLIP KEYS</b></p>  <p><b>FLIP KEYS.</b> Metallic blade for Flip Keys, Silca's vehicle keys reproducing the original key's flip mechanism. Key reference ending in FH (Flip Head). The blade must be assembled with the Flip plastic head.</p> <p><b>CHIAVI FLIP.</b> Canna metallica per Chiavi Flip, la chiave veicolo Silca che riproduce il meccanismo "flip" della chiave originale. Referenza chiave terminante in FH (Flip Head). La canna deve essere assemblata alla testa in plastica Flip.</p> <p><b>KLAPPSCHLÜSSEL.</b> Metall-Schaft für Klappschlüssel, Silcas Autonachschlüssel mit dem gleichen Klappmechanismus wie das Original. FH (Flip Head) Buchstabe am Ende der Artikelnummer. Der Schaft muss mit der Plastik-Klappschlüssel-Kopf montiert werden.</p> <p><b>CLÉS FLIP.</b> Insert en metal pour Clés Flip, les clés de véhicule Silca capables de reproduire le mécanisme original d'une clé pliable. Référence terminant en FH (Flip Head). L'insert doit être assemblé avec la tête en plastique Flip.</p> <p><b>LLAVES PLEGABLES.</b> Espadín metálico para Llaves Plegables, las llaves de vehículo Silca que reproducen el mecanismo de despliegue de la llave original. Referencia que termina por FH (Flip Head). El espadín debe ser ensamblado con el cabezal de plástico de la Llave Plegable.</p> <p><b>CHAVES FLIP.</b> Perfil metálico para Chaves Flip, as chaves para reposição das chaves veículos de canivete originais. Referência que acaba em FH (Flip Head). O perfil deve ser montado com a cabeça de plástico Flip.</p>
	<p><b>MH KEYS</b></p>  <p><b>MH KEYS.</b> Silca MH Keys include both the electronic keys range with MH head containing the electronic card, and the MH-TA keys range with GTI compatible transponder adapter. The MH-TA keys do not include the transponder.</p> <p><b>CHIAVI MH.</b> Le Chiavi MH comprendono sia la gamma di chiavi elettroniche con testa MH dotata di scheda elettronica, sia la gamma di chiavi MH-TA, dotata di adattatore transponder in grado di ospitare il GTI. Le chiavi MH-TA non includono il transponder.</p> <p><b>MH-SCHLÜSSEL.</b> Die MH-Schlüssel bestehen aus sowohl die Palette der elektronischen Schlüssel mit MH Kopf mit elektronischer Karte, als auch die Palette der MH-TA Schlüssel mit Transponderadapter, der den GTI aufnehmen kann. Die MH-TA Schlüssel enthalten nicht den Transponder.</p> <p><b>CLÉS MH.</b> Les Clés MH comprennent à la fois la gamme de clés électroniques avec tête MH avec carte électronique, à la fois la gamme de clés MH-TA dotées d'adaptateur pour transpondeurs pouvant accueillir le GTI. Les clés MH-TA ne incluent pas le transpondeur.</p> <p><b>LLAVES MH.</b> Las Llaves MH incluyen tanto la gama de llaves electrónicas con cabeza MH con ficha electrónica, tanto la gama de llaves MH-TA dotadas de adaptador transponder que puede acomodar el GTI. Las llaves MH-TA no incluyen el transponder.</p> <p><b>CHAVES MH.</b> As Chaves MH incluem tanto a gama de chaves eletrónicas com cabeça MH com ficha eletrónica, tanto a gama de chaves MH-TA equipadas com adaptador para transponder que pode acomodar o GTI. As chaves MH-TA não incluem o transponder.</p>
	<p><b>LOOK A-LIKE KEYS</b></p>  <p><b>LOOK A-LIKE KEYS.</b> GTI compatible transponder keys with key head design identical to the original and key reference ending in TE (Transponder Empty). Key with adapter, without transponder.</p> <p><b>CHIAVI LOOK A-LIKE.</b> Chiavi transponder compatibili con il GTI caratterizzate da design della testa identico alla chiave originale e referenza terminante in TE (Transponder Empty). Chiave con adattatore, senza transponder.</p> <p><b>LOOK A-LIKE SCHLÜSSEL.</b> Kompatibel mit GTI Transponder Schlüssel mit Kopf-Design entsprechend dem Original-Schlüssel und TE (Transponder Empty) Buchstabe am Ende der Artikelnummer. Schlüssel mit Adapter, ohne Transponder.</p> <p><b>CLÉS LOOK A-LIKE.</b> Clés transpondeur compatibles avec le GTI caractérisées par design de la tête identique à la clé originale et référence terminant en TE (Transponder Empty). Clé avec adaptateur, sans transpondeur.</p> <p><b>LLAVES LOOK A-LIKE.</b> Llaves transponder compatibles con el GTI caracterizadas por el mismo diseño de la llave original y por la referencia que termina por TE (Transponder Empty). Llaves con adaptador, sin transponder.</p> <p><b>CHAVES LOOK A-LIKE.</b> Chaves transponder compatíveis com o GTI caracterizadas por o formato da cabeça igual às chaves originais e a referência que acaba em TE (Transponder Empty). Chave com adaptador, sem transponder.</p>
	<p><b>KEYLESS KEYS KIT</b></p>  <p><b>KEYLESS KEYS KIT.</b> Silca Keyless Keys kit includes: plastic key with GTI compatible transponder adapter; metallic key with plastic head to open the vehicle doors; metallic ring. The transponder is not included in the kit.</p> <p><b>KIT CHIAVI KEYLESS.</b> Il kit Chiavi Silca Keyless comprende: chiave in plastica con adattatore transponder compatibile con il GTI; chiave in metallo con testa in plastica per l'apertura delle portiere; anello metallico. Il transponder non è incluso nel kit.</p> <p><b>KEYLESS SCHLÜSSEL SET.</b> Das Silca Keyless Schlüssel Set enthält: Plastik-Schlüssel mit Transponderadapter kompatibel mit GTI; Metallschlüssel mit Plastik-Kopf zum Öffnen der Türen; Metallring. Das Set enthält nicht den Transponder.</p> <p><b>KIT CLÉS KEYLESS.</b> Le kit Clés Silca Keyless inclut: clé en plastique avec adaptateur pour transpondeur compatible avec le GTI; clé en métal avec tête en plastique pour le déverrouillage des portières; anneau en métal. Le kit n'inclut pas le transpondeur.</p> <p><b>KIT LLAVES KEYLESS.</b> El kit Llaves Keyless incluye: llave de plástico con adaptador transponder compatible con el GTI; llave metálica con cabeza de plástico para abrir las puertas; anillo metálica. El transponder no está incluido en el kit.</p> <p><b>KIT CHAVES KEYLESS.</b> O kit Chaves Keyless inclui: chave de plástico com adaptador transponder compatível com o GTI; chave metálica com cabeça em plástico para a abertura das portas; anel metálico. O transponder não está incluído no kit.</p>





Car keys guide  
Guida chiavi auto  
Marktführer für Autoschlüssel  
Guide clés pour voitures  
Guía llaves para coches  
Guia chaves para carros






**VEHICLES GUIDE LEGEND - LEGENDA GUIDA VEICOLI - AUTOSCHLÜSSEL ERLÄUTERUNG - LÉGENDE GUIDE VÉHICULES - LEYENDA GUÍA PARA VEHÍCULOS - LEGENDA GUIA PARA VEÍCULOS**

	<p><b>Make and model</b>          Marca e modello          Marke und Modell          Marque et modèle          Marca y modelo          Marca e modelo</p>
<p><b>FROM</b></p>	<p><b>In production from...</b>          Fabbricata dal...          Hergestellt seit...          Fabriquée à partir du...          Fabricada desde...          Fabricada desde...</p>
<p><b>TO</b></p>	<p><b>In production until...</b>          Fabbricata fino al...          Hergestellt bis...          Fabriquée jusqu'au...          Fabricada hasta...          Fabricada até...</p>
<p><b>REF.</b></p>	<p><b>Silca key reference</b>          Referenza chiave Silca          Silca-Schlüssel-Referenz          Référence clé Silca          Referencia llave Silca          Referência chave Silca</p>
<p><b>“TE” SILCA REF.</b></p>	<p><b>Silca TE key reference</b>          Referenza chiave Silca TE          Silca TE Schlüssel-Referenz          Référence clé Silca TE          Referencia llave Silca          Referência chave Silca TE</p>
<p><b>“FLIP KEYS” SILCA REF.</b></p>	<p><b>Silca Flip Key reference</b>          Referenza Chiave Flip Silca          Silca Klappschlüssel-Referenz          Référence Clé Flip Silca          Referencia Llave Plegable Silca          Referência Chave Flip Silca</p>
	<p><b>Type of transponder on the original key (1)</b>          Tipo di transponder presente nella chiave originale (1)          Transpondertyp im Originalschlüssel (1)          Type de transpondeur présent dans la clé originale (1)          Tipo de transponder presente en la llave original (1)          Tipo de transponder presente na chave original (1)</p>

<p><b>COPY</b></p> <p><b>GTI</b></p>	<p><b>Indicates the possibility to copy the original key on GTI transponder using RW4 + P-BOX, FAST COPY + P-BOX, RW4 PLUS and FAST COPY PLUS devices.</b></p> <p>Indica la possibilità di copiare la chiave originale su transponder GTI utilizzando i dispositivi RW4 + P-BOX, FAST COPY + P-BOX, RW4 PLUS e FAST COPY PLUS.</p> <p>Zeigt die Möglichkeit an, dass Sie die Originalschlüssel auf dem Transponder GTI mit folgenden Geräten RW4 + P-BOX, FAST COPY + P-BOX, RW4 PLUS und FAST COPY PLUS kopieren können.</p> <p>Indique qu'il est possible de copier la clé originale sur le transpondeur GTI avec les dispositifs RW4 + P-BOX, FAST COPY + P-BOX, RW4 PLUS et FAST COPY PLUS.</p> <p>Indica la posibilidad de copiar la llave original en el transponder GTI con los dispositivos RW4 + P-BOX, FAST COPY + P-BOX, RW4 PLUS y FAST COPY PLUS.</p> <p>Indica a capacidade de copiar a chave original no transponder GTI Silca usando os dispositivos RW4 + P-BOX, FAST COPY + P-BOX, RW4 PLUS e FAST COPY PLUS.</p>
<p><b>GEN.</b></p> <p><b>GTI</b></p>	<p><b>Indicates the possibility to generate a crypto transponder code on GTI transponder using TRP SETTING program with RW4 + P-BOX, FAST COPY + P-BOX, RW4 PLUS and FAST COPY PLUS devices.</b></p> <p>Indica la possibilità di generare il codice per transponder crypto su transponder GTI utilizzando il programma TRP SETTING con i dispositivi RW4 + P-BOX, FAST COPY + P-BOX, RW4 PLUS e FAST COPY PLUS.</p> <p>Zeigt die Möglichkeit an, den Code für Transponder Crypto auf dem Transponder GTI unter Verwendung des Programm TRP SETTING mit den Geräten RW4 + P-BOX, FAST COPY + P-BOX, RW4 PLUS und FAST COPY PLUS zu generieren.</p> <p>Indique qu'il est possible de générer le code pour transpondeur crypto sur transpondeur GTI en utilisant le programme TRP SETTING sur les dispositifs RW4 + P-BOX, FAST COPY + P-BOX, RW4 PLUS et FAST COPY PLUS.</p> <p>Indica la posibilidad de generar el código para transponder crypto en el transponder GTI utilizando el programa TRP SETTING con los dispositivos RW4 + P-BOX, FAST COPY + P-BOX, RW4 PLUS y FAST COPY PLUS.</p> <p>Indica a capacidade de gerar o código para transponders crypto no transponders GTI utilizando o programa TRP SETTING usando os dispositivos RW4 + P-BOX, FAST COPY + P-BOX, RW4 PLUS e FAST COPY PLUS.</p>
<p><b>ID</b></p> <p><b>FAST COPY RW4</b></p> <p><b>FAST COPY PLUS RW4 PLUS</b></p>	<p><b>Identification of transponder type by FAST COPY / FAST COPY PLUS / RW4 / RW4 PLUS (2) (4)</b></p> <p>Identificazione tipo di transponder tramite FAST COPY / FAST COPY PLUS / RW4 / RW4 PLUS (2) (4)</p> <p>Identifizierung des Transpondertyps mit Hilfe der FAST COPY / FAST COPY PLUS / RW4 / RW4 PLUS (2) (4)</p> <p>Identification du type de transpondeur par FAST COPY / FAST COPY PLUS / RW4 / RW4 PLUS (2) (4)</p> <p>Identificación tipo de transponder por medio de FAST COPY / FAST COPY PLUS / RW4 / RW4 PLUS (2) (4)</p> <p>Identificação do tipo de transponder por meio de FAST COPY / FAST COPY PLUS / RW4 / RW4 PLUS (2) (4)</p>

# THE CAR BOOK 4

## VEHICLES GUIDE LEGEND - LEGENDA GUIDA VEICOLI - AUTOSCHLÜSSEL ERLÄUTERUNG - LÉGENDE GUIDE VÉHICULES - LEYENDA GUÍA PARA VEHÍCULOS - LEGENDA GUIA PARA VEÍCULOS

<p style="text-align: center;"><b>COPY</b></p>  <p style="text-align: center;"><b>FAST COPY PLUS RW4 PLUS</b></p>	<p><b>Copy of key by FAST COPY PLUS / RW4 PLUS</b> The symbols show:</p> <ul style="list-style-type: none"> <li>- <b>Y:</b> Can be copied with FAST COPY PLUS / RW4 PLUS;</li> <li>- <b>RD:</b> You must first identify the key to know if it can be copied or not;</li> <li>- <b>ID:</b> The FAST COPY PLUS / RW4 PLUS is able to duplicate the ID (part of the electronic code) of Philips* Crypto transponders.</li> </ul> <p>Copia della chiave tramite FAST COPY PLUS / RW4 PLUS I simboli identificano:</p> <ul style="list-style-type: none"> <li>- <b>Y:</b> Copiabile con FAST COPY PLUS / RW4 PLUS;</li> <li>- <b>RD:</b> Indica che è necessario leggere la chiave per sapere se questa è duplicabile o no;</li> <li>- <b>ID:</b> FAST COPY PLUS / RW4 PLUS è in grado di duplicare l'identificatore (parte del codice elettronico) del transponder Crypto Philips*.</li> </ul> <p>Kopie des Schlüssels mit FAST COPY PLUS / RW4 PLUS Die Symbole zeigen an:</p> <ul style="list-style-type: none"> <li>- <b>Y:</b> Kopierbar mit FAST COPY PLUS / RW4 PLUS;</li> <li>- <b>RD:</b> Zeigt an, dass der Schlüssel gelesen werden muss, um festzustellen, ob er kopierbar ist oder nicht;</li> <li>- <b>ID:</b> FAST COPY PLUS / RW4 PLUS kopiert den Identifikator (Teil des elektronischen Codes) des Transponders Crypto Philips*.</li> </ul> <p>Copie de la clé par FAST COPY PLUS / RW4 PLUS Les symboles indiquent:</p> <ul style="list-style-type: none"> <li>- <b>Y:</b> Copiable avec FAST COPY PLUS / RW4 PLUS;</li> <li>- <b>RD:</b> Indique qu'il faut lire la clé pour savoir si elle est reproductible ou pas;</li> <li>- <b>ID:</b> FAST COPY PLUS / RW4 PLUS est en mesure de reproduire l'identificateur (partie du code électronique) du transpondeur Crypto Philips*.</li> </ul> <p>Copia de la llave por medio de FAST COPY PLUS / RW4 PLUS Los símbolos identifican:</p> <ul style="list-style-type: none"> <li>- <b>Y:</b> Copiable con FAST COPY PLUS / RW4 PLUS;</li> <li>- <b>RD:</b> Indica que es necesario leer la llave para saber si ésta es duplicable o no;</li> <li>- <b>ID:</b> FAST COPY PLUS / RW4 PLUS es capaz de duplicar el identificador (parte del código electrónico) del transponder Crypto Philips*.</li> </ul> <p>Cópia da chave por meio de FAST COPY PLUS / RW4 PLUS Os símbolos identificam:</p> <ul style="list-style-type: none"> <li>- <b>Y:</b> Pode ser copiada com FAST COPY PLUS / RW4 PLUS;</li> <li>- <b>RD:</b> Indica que é necessário ler a chave para saber se ela pode ou não ser duplicada.</li> <li>- <b>ID:</b> FAST COPY PLUS / RW4 PLUS pode duplicar o identificador (parte do código eletrônico) do transponder Crypto Philips*.</li> </ul>
<p style="text-align: center;"><b>ID</b></p>  <p style="text-align: center;"><b>FAST COPY RW4</b></p>	<p><b>Identification of transponder type by FAST COPY / RW4 (2) (4)</b></p> <p>Identificazione tipo di transponder tramite FAST COPY / RW4 (2) (4)</p> <p>Identifizierung des Transpondertyps mit Hilfe der FAST COPY / RW4 (2) (4)</p> <p>Identification du type de transpondeur par FAST COPY / RW4 (2) (4)</p> <p>Identificación tipo de transponder por medio de FAST COPY / RW4 (2) (4)</p> <p>Identificação do tipo de transponder por meio de FAST COPY / RW4 (2) (4)</p>
<p style="text-align: center;"><b>COPY</b></p>  <p style="text-align: center;"><b>FAST COPY RW4</b></p>	<p><b>Copy of key by FAST COPY / RW4</b> The symbols show:</p> <ul style="list-style-type: none"> <li>- <b>Y:</b> Can be copied with FAST COPY / RW4;</li> <li>- <b>P-BOX:</b> Can be copied with FAST COPY + P-BOX / RW4 + P-BOX;</li> <li>- <b>RD:</b> You must first identify the key to know if it can be copied or not;</li> <li>- <b>ID:</b> The FAST COPY / RW4 is able to duplicate the ID (part of the electronic code) of Philips* Crypto transponders.</li> </ul> <p>Copia della chiave tramite FAST COPY / RW4 I simboli identificano:</p> <ul style="list-style-type: none"> <li>- <b>Y:</b> Copiabile con FAST COPY / RW4;</li> <li>- <b>P-BOX:</b> Copiabile con FAST COPY + P-BOX / RW4 + P-BOX;</li> <li>- <b>RD:</b> Indica che è necessario leggere la chiave per sapere se questa è duplicabile o no;</li> <li>- <b>ID:</b> FAST COPY / RW4 è in grado di duplicare l'identificatore (parte del codice elettronico) del transponder Crypto Philips*.</li> </ul> <p>Kopie des Schlüssels mit FAST COPY / RW4 Die Symbole zeigen an:</p> <ul style="list-style-type: none"> <li>- <b>Y:</b> Kopierbar mit FAST COPY / RW4;</li> <li>- <b>P-BOX:</b> Kopierbar mit FAST COPY + P-BOX / RW4 + P-BOX;</li> <li>- <b>RD:</b> Zeigt an, dass der Schlüssel gelesen werden muss, um festzustellen, ob er kopierbar ist oder nicht;</li> <li>- <b>ID:</b> FAST COPY / RW4 kopiert den Identifikator (Teil des elektronischen Codes) des Transponders Crypto Philips*.</li> </ul> <p>Copie de la clé par FAST COPY / RW4 Les symboles indiquent:</p> <ul style="list-style-type: none"> <li>- <b>Y:</b> Copiable avec FAST COPY / RW4;</li> <li>- <b>P-BOX:</b> Copiable avec FAST COPY + P-BOX / RW4 + P-BOX;</li> <li>- <b>RD:</b> Indique qu'il faut lire la clé pour savoir si elle est reproductible ou pas;</li> <li>- <b>ID:</b> FAST COPY / RW4 est en mesure de reproduire l'identificateur (partie du code électronique) du transpondeur Crypto Philips*.</li> </ul> <p>Copia de la llave por medio de FAST COPY / RW4 Los símbolos identifican:</p> <ul style="list-style-type: none"> <li>- <b>Y:</b> Copiable con FAST COPY / RW4;</li> <li>- <b>P-BOX:</b> Copiable con FAST COPY + P-BOX / RW4 + P-BOX;</li> <li>- <b>RD:</b> Indica que es necesario leer la llave para saber si ésta es duplicable o no;</li> <li>- <b>ID:</b> FAST COPY / RW4 es capaz de duplicar el identificador (parte del código electrónico) del transponder Crypto Philips*.</li> </ul> <p>Cópia da chave por meio de FAST COPY / RW4 Os símbolos identificam:</p> <ul style="list-style-type: none"> <li>- <b>Y:</b> Pode ser copiada com FAST COPY / RW4;</li> <li>- <b>P-BOX:</b> Pode ser copiada com FAST COPY + P-BOX / RW4 + P-BOX;</li> <li>- <b>RD:</b> Indica que é necessário ler a chave para saber se ela pode ou não ser duplicada.</li> <li>- <b>ID:</b> FAST COPY / RW4 pode duplicar o identificador (parte do código eletrônico) do transponder Crypto Philips*.</li> </ul>

## VEHICLES GUIDE LEGEND - LEGENDA GUIDA VEICOLI - AUTOSCHLÜSSEL ERLÄUTERUNG - LÉGENDE GUIDE VÉHICULES - LEYENDA GUÍA PARA VEHÍCULOS - LEGENDA GUIA PARA VEÍCULOS

<p><b>STP</b></p>	<p><b>Indicates the possibility to generate codes for new transponder keys using STP + RW2 or STP + RW3 or STP + RW4 or STP + FAST COPY or STP + RW4 PLUS or STP + FAST COPY PLUS (5)</b></p> <p>Indica la possibilità di generare il codice per nuove chiavi transponder utilizzando STP + RW2 oppure STP+ RW3 oppure STP + RW4 oppure STP + FAST COPY oppure STP + RW4 PLUS oppure STP + FAST COPY PLUS (5)</p> <p>Zeigt an, dass der Code für neue Transponderschlüssel mit dem STP + RW2 oder STP + RW3 oder STP + RW4 oder STP + FAST COPY oder STP + RW4 PLUS oder STP + FAST COPY PLUS generiert werden kann (5)</p> <p>Indique la possibilité de générer le code pour de nouvelles clés transpondeur en utilisant STP + RW2 ou STP + RW3 ou STP + RW4 ou STP + FAST COPY ou STP + RW4 PLUS ou STP + FAST COPY PLUS (5)</p> <p>Indica la posibilidad de generar el código para nuevas llaves transponder utilizando STP + RW2 o STP + RW3 o STP + RW4 o STP + FAST COPY o STP + RW4 PLUS o STP + FAST COPY PLUS (5)</p> <p>Indica a possibilidade de gerar o código para novas chaves transponder utilizando STP + RW2 ou STP + RW3 ou STP + RW4 ou STP + FAST COPY ou STP + RW4 PLUS ou STP + FAST COPY PLUS (5)</p>		<p><b>Boot / Hatchback</b>          Bagagliaio / Portiera posteriore          Koferraum / Hecktür          Coffre / Portière postérieure          Maletero / Puerta trasera          Bagageira / Porta traseira</p> <p><b>Cycle seat</b>          Sella          Sattel          Selle          Silla          Selim</p>
	<p><b>Key memorization procedure on the vehicle without using devices (instructions in the STP program).</b></p> <p>Tipo di procedura di memorizzazione della chiave sull'autovettura senza l'utilizzo di dispositivi (istruzioni all'interno del programma STP).</p> <p>Speicherung des Schlüssels im Auto ohne Verwendung der Geräten (Anleitungen im Programm STP).</p> <p>Procédure de mise en mémoire de la clé sur le véhicule sans utiliser de dispositifs (voir instructions dans le programme STP).</p> <p>Procedimiento de memorización de la llave en el vehículo sin el uso de dispositivos (instrucciones en el interior del programa STP).</p> <p>Tipo de procedimento de memorização da chave no veículo sem utilizar nenhum dispositivo (instruções no programa STP).</p>		<p><b>Petrol cap</b>          Tappo benzina          Benzintankverschluss          Bouchon réservoir          Tapa de gasolina          Tampão de gasolina</p>
	<p><b>Door lock</b>          Portiera          Türe          Portière          Puerta          Porta</p> <p><b>Antitheft device for motorcycles</b>          Antifurto per ciclomotori e motociclette          Diebstahlschutz für Motorfahrrad und Motorräder          Anti-vol pour cyclomoteurs et motocyclettes          Antihurto para ciclomotores y motocicletas          Anti-roubo para scooters e motocicletas</p>		<p><b>Vehicle drawer</b>          Cassetto          Schublade          Tiroir          Gaveta          Porta-luvas</p> <p><b>All the following information reported in columns 6, 42+71, 72, 43/44a, 12, 15 regard car/motorcycle/truck ignition.</b></p> <p>Tutti i simboli e le informazioni contenute nelle colonne 6, 42+71, 72, 43/44a, 12, 15 sono relative all'accensione dell'auto/motocicletta/camion.</p> <p>Alle Symbole und Informationen in den Spalten 6, 42+71, 72, 43/44a, 12, 15 beziehen sich auf die Zündung des Autos/Motorrads/LKW.</p> <p>Tous les symboles et les informations reportées dans les colonnes 6, 42+71, 72, 43/44a, 12, 15 sont relatifs à l'allumage de la voiture/motocyclette/camion.</p> <p>Todos los símbolos y las informaciones en las columnas 6, 42+71, 72, 43/44a, 12, 15 son relativas al encendido del coche/motocicleta/camion.</p> <p>Todos os símbolos e as informações contidas nas colunas 6, 42+71, 72, 43/44a, 12, 15 dizem respeito à ignição de carro/motocicleta/camião.</p>

# THE CAR BOOK 4

## VEHICLES GUIDE LEGEND - LEGENDA GUIDA VEICOLI - AUTOSCHLÜSSEL ERLÄUTERUNG - LÉGENDE GUIDE VÉHICULES - LEYENDA GUÍA PARA VEHÍCULOS - LEGENDA GUIA PARA VEÍCULOS

<b>(1)</b>	<p>"PH" Transponder Philips*</p> <p>"PH / CR" Transponder Philips* Crypto</p> <p>"PH / CR2" Transponder Philips* Crypto 2</p> <p>"PH / CR3" Transponder Philips* Crypto 3</p> <p>"MEG" Transponder Megamos*</p> <p>"MEG / CR" Transponder Megamos* Crypto</p> <p>"SOK / CR" Sokymat* Crypto</p> <p>"TEXAS" Transponder Texas*</p> <p>"TEX / CR" Transponder Texas* Crypto</p> <p>"TEX / CR2" Transponder Texas* Crypto 2</p> <p>"TEX / MA" Transponder Texas* Crypto mutual authentication</p> <p>"Temic" Transponder Temic*</p> <p>"MOTOROLA" Transponder Motorola*</p> <p>"TEM / CR" Transponder Temic*Crypto</p> <p>"SAAB" Transponder Saab*</p>	<b>(2)</b>	<p><b>ID TRANSPONDER - FAST COPY PLUS / RW4 PLUS / FAST COPY / RW4</b></p> <p>48 Megamos* Crypto</p> <p>48-A Megamos* Crypto (Chevrolet - Daewoo)</p> <p>48-K Megamos* Crypto (Kia)</p> <p>49 Philips* Crypto 3</p> <p>50 Philips* Crypto 3</p> <p>53 Philips* (emulation of Megamos* for Audi*) (emulazione di Megamos* per Audi*) (simuliert Megamos* für Audi*) (émulation de Megamos* pour Audi*) (emulación de Megamos* para Audi*) (emulação de Megamos* para Audi*)</p> <p>73 Philips* (multi block - fixed code) (multi blocco - codice fisso) (multi block - Fixer Code) (multi bloc - code fixe) (multi bloque - código fijo) (multi bloco - código fixo)</p> <p>93 Philips* (emulation of Megamos* for Daewoo*) (emulazione di Megamos* per Daewoo*) (simuliert Megamos* für Daewoo*) (émulation de Megamos* pour Daewoo*) (emulación de Megamos* para Daewoo*) (emulação de Megamos* para Daewoo*)</p> <p>4C Texas* (fixed code) (codice fisso) (Fixer Code) (code fixe) (código fijo) (código fixo)</p> <p>4D Texas* Crypto</p> <p>4F Philips* Crypto (Fiat* - Alfa Romeo*)</p> <p>4M Philips* Crypto (Mitsubishi*)</p> <p>4W Philips* Crypto (VAG*)</p> <p>6A Texas* Crypto 3</p> <p>6E Texas* Crypto (with mutual authentication) (con mutua autenticazione) (mit gegenseitiger Authentisierung) (par authentication réciproque) (con autenticación mutua) (com autenticação mútua)</p> <p>6F Texas* Crypto 2</p> <p>8C Temic* Crypto</p> <p>8D Saab* (not duplicable) (non duplicabile) (nicht kopierbar) (non reproductible) (no duplicable) (não pode ser duplicado)</p> <p>8E Sokymat* Crypto</p> <p>A1 Megamos* Crypto Volkswagen*</p> <p>A2 Megamos* Crypto Audi*</p> <p>A3 Megamos* Crypto Seat*</p> <p>A4 Megamos* Crypto Skoda*</p>
<b>(2)</b>	<p><b>ID TRANSPONDER - FAST COPY PLUS / RW4 PLUS / FAST COPY / RW4</b></p> <p>11 Temic* (Fiat - fixed code) (Fiat - codice fisso) (Fiat - Fixer Code) (Fiat - code fixe) (Fiat - código fijo) (Fiat - código fixo)</p> <p>12 Temic* (Mazda - fixed code) (Mazda - codice fisso) (Mazda - Fixer Code) (Mazda - code fixe) (Mazda - código fijo) (Mazda - código fixo)</p> <p>13 Megamos* (fixed code) (codice fisso) (Fixer Code) (code fixe) (código fijo) (código fixo)</p> <p>17 Silca (fixed code - empty) (codice fisso - vuoto) (silca Fixer Code - leer) (fixe code - vide) (código fijo - vacío) (código fixo - vazio)</p> <p>21 Silca (fixed code - empty) (codice fisso - vuoto) (silca Fixer Code - leer) (fixe code - vide) (código fijo - vacío) (código fixo - vazio)</p> <p>22 Silca (fixed code - empty) (codice fisso - vuoto) (silca Fixer Code - leer) (fixe code - vide) (código fijo - vacío) (código fixo - vazio)</p> <p>23 Silca (fixed code - empty) (codice fisso - vuoto) (silca Fixer Code - leer) (fixe code - vide) (código fijo - vacío) (código fixo - vazio)</p> <p>33 Philips* (read/write - fixed code) (read/write - codice fisso) (read/write - Fixer Code) (read/write - code fixe) (read/write - código fijo) (read/write - código fixo)</p> <p>40 Philips* Crypto (Opel*-Vauxhall*)</p> <p>41 Philips* Crypto (Nissan*)</p> <p>42 Philips* Crypto (VAG*)</p> <p>44 Philips* Crypto</p> <p>45 Philips* Crypto (Peugeot*)</p> <p>46 Philips* Crypto 2</p> <p>47 Philips* Crypto 3</p>		

**(4) ID TRANSPONDER TEXAS CRYPTO (4D)**

- 60 Texas\* Crypto (generic) (generico) (nicht spezifiziert) (générique) (genérico) (genérico)
- 61 Texas\* Crypto Mitsubishi 3
- 62 Texas\* Crypto Mitsubishi 2
- 63 Texas\* Crypto Ford 2
- 64 Texas\* Crypto (Renault < 2000, Chrysler, Jeep)
- 65 Texas\* Crypto (Suzuki)
- 66 Texas\* Crypto (Suzuki 2)
- 67 Texas\* Crypto (Toyota / Lexus)
- 68 Texas\* Crypto (Toyota / Lexus 2)
- 69 Texas\* Crypto (Yamaha)
- 70 Texas\* Crypto (Toyota EU)
- 71 Texas\* Crypto (Suzuki Cycles)
- 72 Texas\* Crypto (Kawasaki Cycles)
- XX Texas\* Crypto (new or generic) (nuovo o generico) (neu oder nicht spezifiziert) (nouveau ou générique) (nuevo o genérico) (novo ou genérico)

- (5) "MEG"** Megamos\* (type of generation) (tipo di generazione) (Erzeugung Typ) (type de génération) (tipo de generación) (tipo de geração)
- "B - F"** Bosch\* - Fiat\* (type of generation) (tipo di generazione) (Erzeugung Typ) (type de génération) (tipo de generación) (tipo de geração)
- "S - O"** Siemens\* - Opel\* (type of generation) (tipo di generazione) (Erzeugung Typ) (type de génération) (tipo de generación) (tipo de geração)
- "M - V"** Megamos\* - VDO\* (type of generation) (tipo di generazione) (Erzeugung Typ) (type de génération) (tipo de generación) (tipo de geração)
- "T - F"** Temic\* - Fiat\* (type of generation) (tipo di generazione) (Erzeugung Typ) (type de génération) (tipo de generación) (tipo de geração)
- "S - V"** Siemens\* - Volkswagen\* (type of generation) (tipo di generazione) (Erzeugung Typ) (type de génération) (tipo de generación) (tipo de geração)
- "G - V"** PSA\* - Valeo\* (type of generation) (tipo di generazione) (Erzeugung Typ) (type de génération) (tipo de generación) (tipo de geração)
- "G - C"** PSA\* - CPH\* (type of generation) (tipo di generazione) (Erzeugung Typ) (type de génération) (tipo de generación) (tipo de geração)
- "N - N"** Nissan\* (type of generation) (tipo di generazione) (Erzeugung Typ) (type de génération) (tipo de generación) (tipo de geração)

The keys must then be memorized in the vehicle central immobilizer system.  
 Le chiavi devono poi essere memorizzate nella centralina immobilizer dell'auto.  
 Die Schlüssel müssen anschliessend in die Steuerzentrale der Wegfahrsperrung des Autos eingespeichert werden.  
 Les clés doivent être mises en mémoire dans le central immobiliseur du véhicule.  
 Las llaves deben memorizarse en la centralita immobilizer del vehículo.  
 A seguir as chaves devem ser memorizadas na central do sistema de imobilização do veículo.

**(\*) IMPORTANT NOTE**

The trade-marks or trade names mentioned in our catalogue are the exclusive property of authorized manufactures of lock and users, they are nominated only for the purposes of information so that any lock for which our keys are made can be rapidly identified.

I marchi o le denominazioni citate sono di proprietà esclusiva dei fabbricanti di serrature e degli utilizzatori autorizzati, e sono indicati a titolo di semplice informazione, con lo scopo di riconoscere velocemente a quali serrature le nostre chiavi sono destinate.

Die angeführten Markennamen oder Handelsmarken sind ausschließliches Eigentum der Schloßherteller und zugelassenen Fachhändlern, und sind nur zur Information angeführt, mit dem Zweck, schnell erkennen zu können, zu welchem Schloß unsere Schlüssel passen.

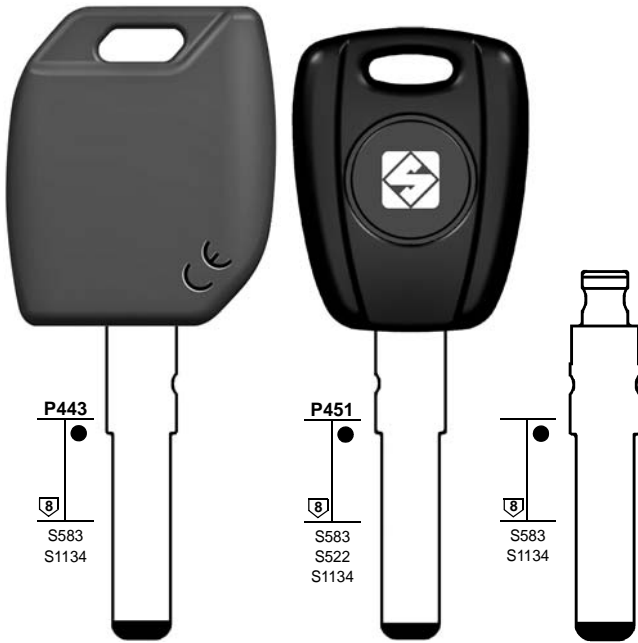
Les marques et appellations commerciales citées dans notre catalogue appartiennent exclusivement aux fabricants de serrures et aux utilisateurs autorisés, elles sont indiquées à titre d'information pure et simple pour vous permettre de déterminer rapidement les serrures auxquelles nos clés sont destinées.

Las marcas y denominaciones comerciales citadas en nuestro catálogo se declaran de propiedad exclusiva de los fabricantes de cerraduras y los utilizadores autorizados, se citan por simple información, al objeto de hacer comprender sin dificultad a qué cerraduras van destinadas nuestras llaves.

As marcas e as denominações citadas são propriedade exclusiva dos fabricantes de fechaduras e dos utilizadores autorizados, e são indicadas apenas a título de informação, a fim de reconhecer rapidamente as fechaduras a que se destinam as nossas chaves.

FOR:  
PER:

## ABARTH



**SIP22MH**  
DE ..... 1-11210

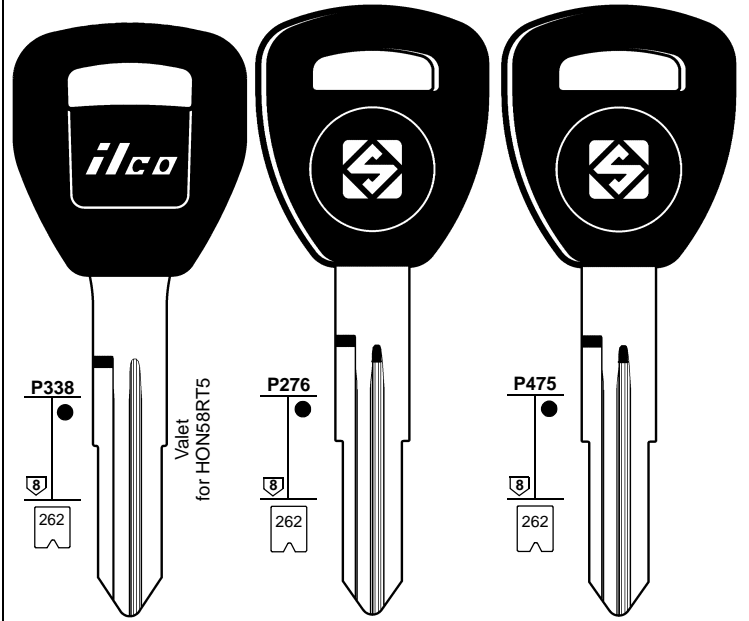
**SIP22TE**  
DE ..... 1-11210

**SIP22FH**  
DE ..... 1-11210

GIOBERT - TRW SIPEA

GIOBERT - TRW SIPEA

## ACURA



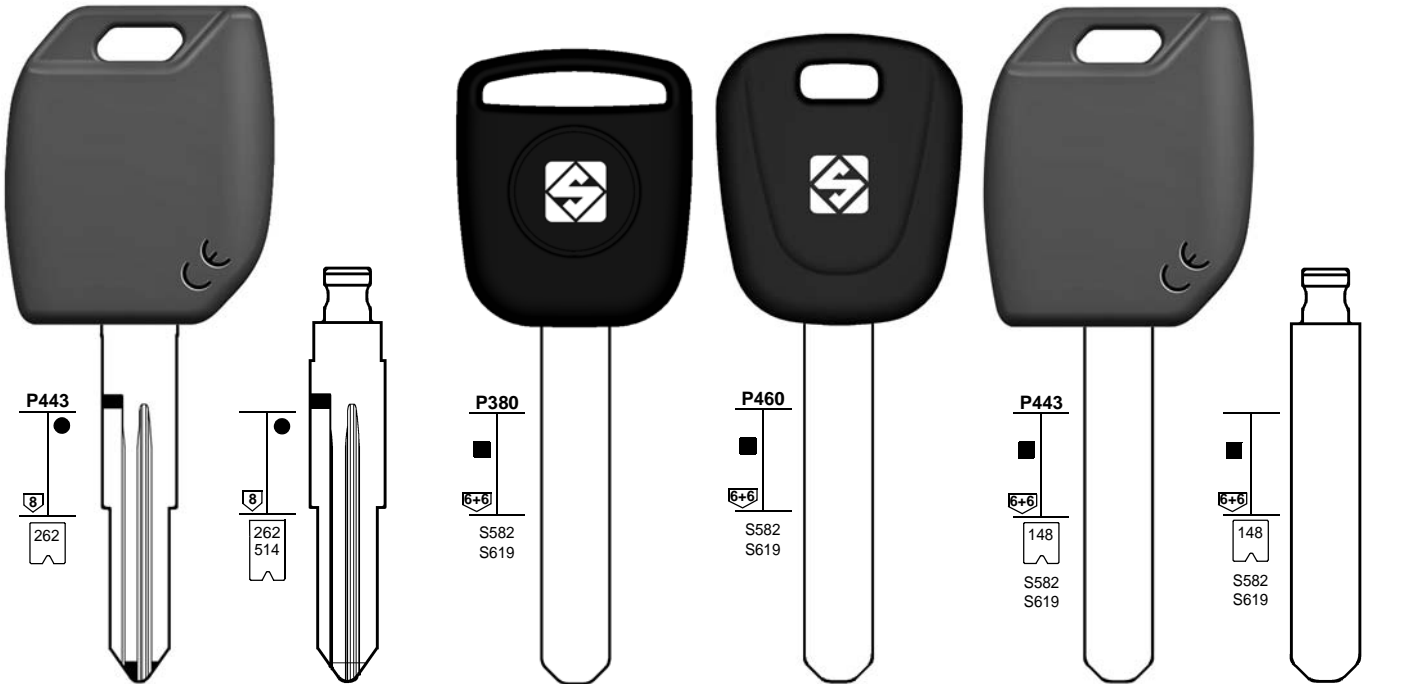
**HD107-PT5**  
..... 5001-8442

**HON58RT5**  
..... 5001-8442

**HON58RTE**  
..... 5001-8442

FOR:  
PER:

## ACURA



**HON58RMH**  
..... 5001-8442

**HON58RFH**  
..... 5001-8442  
..... 10001-15000

**HON66T5**  
..... (SUB) K001-N718  
..... (MAIN) K001-N718

















**HON66TE**  
..... (SUB) K001-N718  
..... (MAIN) K001-N718

**HON66MH**  
..... (SUB) K001-N718  
..... (MAIN) K001-N718  
..... 5001-8442

**HON66FH**  
..... (SUB) K001-N718  
..... (MAIN) K001-N718

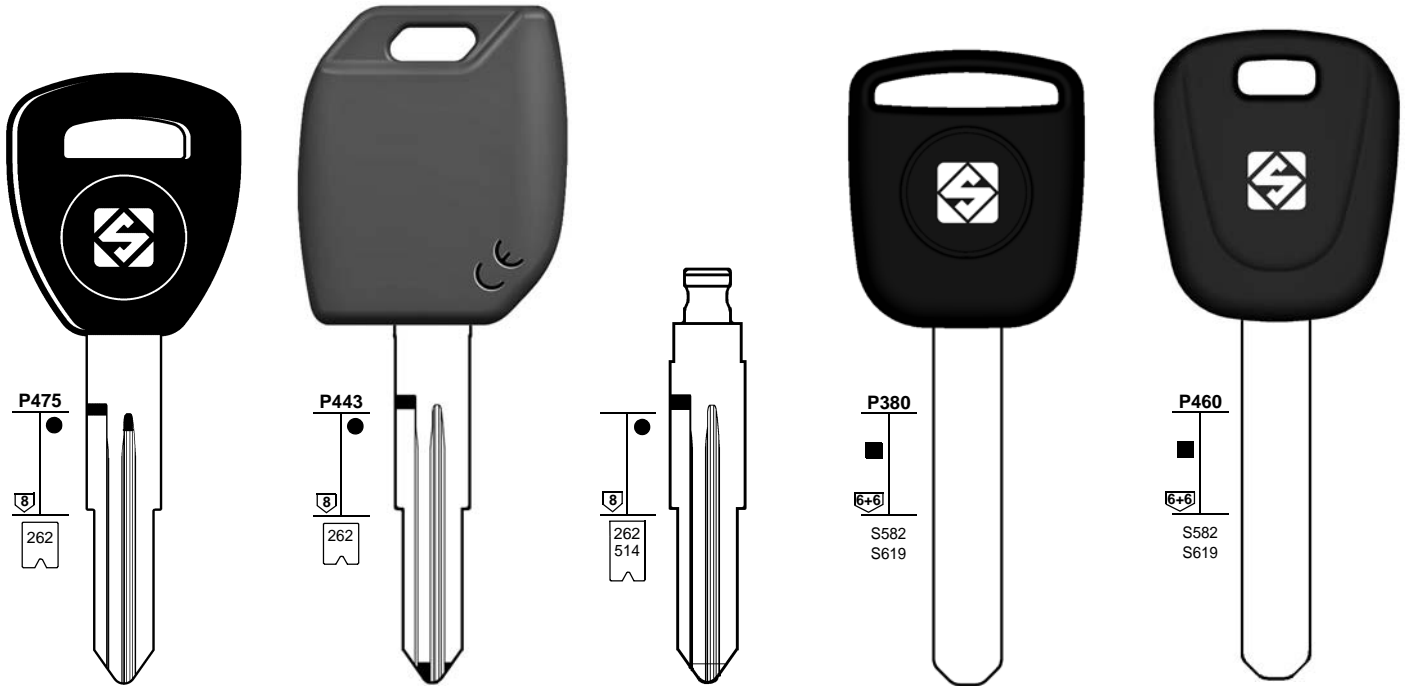
**HON66T14**  
..... (SUB) K001-N718  
..... (MAIN) K001-N718  
..... 5001-8442



1	2	2a	3	3a	3b	e1+e2	6	42+71	72	43+44a	12	15	
						GTI COMPATIBLE	IGNITION 						
CAR MAKE MODEL	FROM	TO	SILCA REF.	SILCA REF.	SILCA REF.	COPY	GEN.	TRANSP. TYPE	FAST COPY PLUS RW4 PLUS FAST COPY/RW4	FAST COPY PLUS RW4 PLUS	FAST COPY RW4	STP	
													
For more info on the uses of car keys, refer to the Silca Electronic Keys Catalogue: 													
<b>ABARTH</b>													
GRANDE PUNTO	2007	2010						PH / CR2	46				
GRANDE PUNTO	2007	2010	SIP22MH	SIP22TE	SIP22FH	Y		PH / CR2	46	Y	P-BOX		
PUNTO	2012							PH / CR2	46				
PUNTO	2012		SIP22MH	SIP22TE	SIP22FH	Y		PH / CR2	46	Y	P-BOX		
PUNTO EVO	2010	2012						PH / CR2	46				
PUNTO EVO	2010	2012	SIP22MH	SIP22TE	SIP22FH	Y		PH / CR2	46	Y	P-BOX		
500	2008							PH / CR2	46				
500	2008		SIP22MH	SIP22TE	SIP22FH	Y		PH / CR2	46	Y	P-BOX		
<b>ACURA</b>													
CL	1998	2003						MEG	13				
CL	1998	2003	HON58RT5		HON58RFH			MEG	13	Y	Y		
CL	1998	2003	HD107-PT5					MEG	13	Y	Y		
CSX	2006	2011	HON66T14					PH / CR2	46				
CSX	2006	2011	HON66MH	HON66TE	HON66FH	Y	Y	PH / CR2	46	Y	P-BOX		
EL	2001	2002	HON58RT5		HON58RFH			MEG	13	Y	Y		
EL	2001	2002						MEG	13				
EL	2003	2005	HON66T5		HON66FH			MEG	13	Y	Y		
EL	2003	2005						MEG	13				
ILX	2013		SMARTKEY					PH / CR2	46				
INTEGRA	2000	2001	HD107-PT5					MEG	13	Y	Y		
INTEGRA	2000	2001	HON58RT5		HON58RFH			MEG	13	Y	Y		
MDX	2001	2006	HD107-PT5					MEG	13	Y	Y		
MDX	2001	2006	HON58RT5		HON58RFH			MEG	13	Y	Y		
MDX	2007	2013	HON66T14					PH / CR2	46				
MDX	2007	2013	HON66MH	HON66TE	HON66FH	Y	Y	PH / CR2	46	Y	P-BOX		
MDX	2014		SMARTKEY					PH / CR2	46				
NSX	1997	2005	HD107-PT5					MEG	13	Y	Y	(Meg)	
NSX	1997	2005	HON58RT5		HON58RFH			MEG	13	Y	Y	(Meg)	
RDX	2007	2012	HON66T14					PH / CR2	46				
RDX	2007	2012	HON66MH	HON66TE	HON66FH	Y	Y	PH / CR2	46	Y	P-BOX		
RDX	2013		SMARTKEY					PH / CR2	46				
RL	1996	2004	HON58RT5		HON58RFH			MEG	13	Y	Y	(Meg)	
RL	1996	2004						MEG	13			(Meg)	
RL	1996	2004	HD107-PT5					MEG	13	Y	Y	(Meg)	
RL	2005	2010						PH / CR2	46				
RL	2005	2010	HON58RMH	HON58RTE	HON58RFH	Y	Y	PH / CR2	46	Y	P-BOX		
RLX	2014		SMARTKEY					PH / CR2	46				
RSX	2002	2006	HON58RT5		HON58RFH			MEG	13	Y	Y		
RSX	2002	2006	HD107-PT5					MEG	13	Y	Y		
RSX	2002	2006						MEG	13				
TL	1999	2003						MEG	13				
TL	1999	2003	HON58RT5		HON58RFH			MEG	13	Y	Y		
TL	1999	2003	HD107-PT5					MEG	13	Y	Y		
TL	2004	2006						PH / CR2	46				
TL	2004	2006	HON58RMH	HON58RTE	HON58RFH	Y	Y	PH / CR2	46	Y	P-BOX		
TL	2007		HON66T14					PH / CR2	46				

FOR:  
PER:

# ACURA



**HON58RTE**  
..... 5001-8442

**HON58RMH**  
..... 5001-8442

**HON58RFH**  
..... 5001-8442  
..... 10001-15000

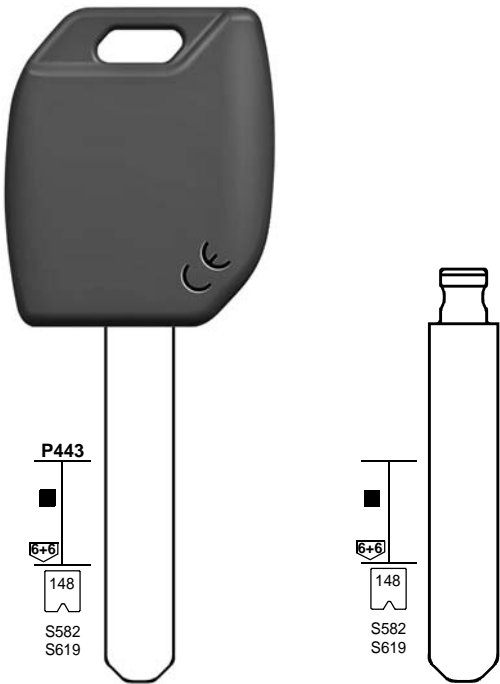
**HON66T14**  
..... (SUB) K001-N718  
..... (MAIN) K001-N718  
..... 5001-8442

**HON66TE**  
..... (SUB) K001-N718  
..... (MAIN) K001-N718

FOR:  
PER:

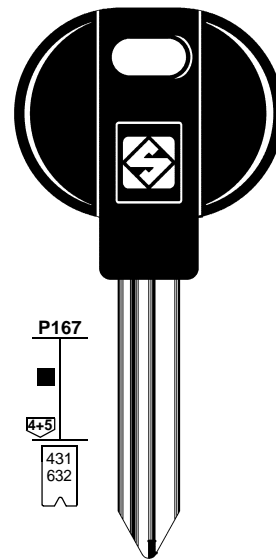
# ACURA

# AIXAM (MICROCARS)



**HON66MH**  
..... (SUB) K001-N718  
..... (MAIN) K001-N718  
..... 5001-8442

**HON66FH**  
..... (SUB) K001-N718  
..... (MAIN) K001-N718

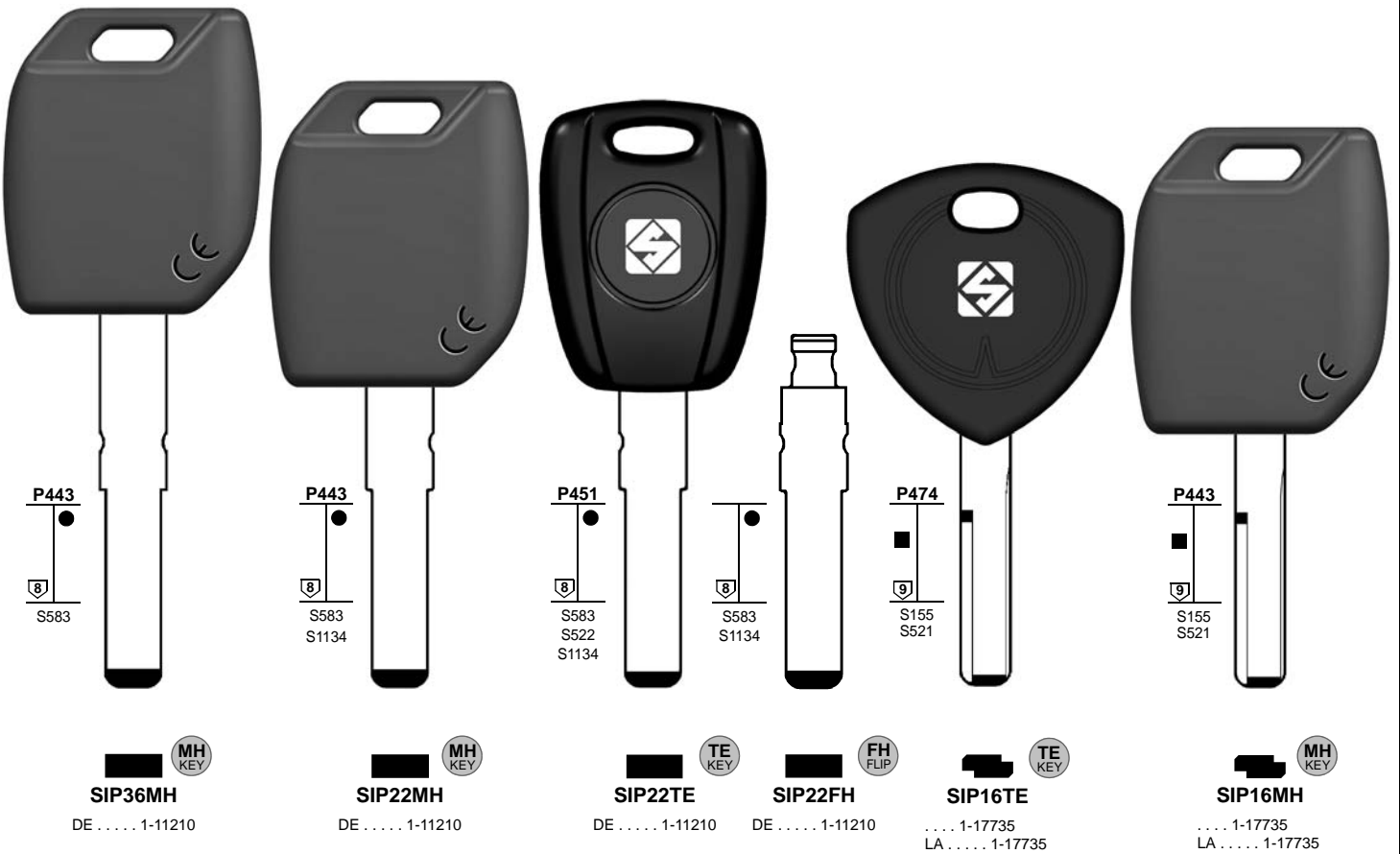


**SX9AP**  
63/99 ..... H 12468  
63/99 ..... 12468  
..... H 0111111-628888  
..... 0111111-628888



FOR:  
PER:

# ALFA ROMEO



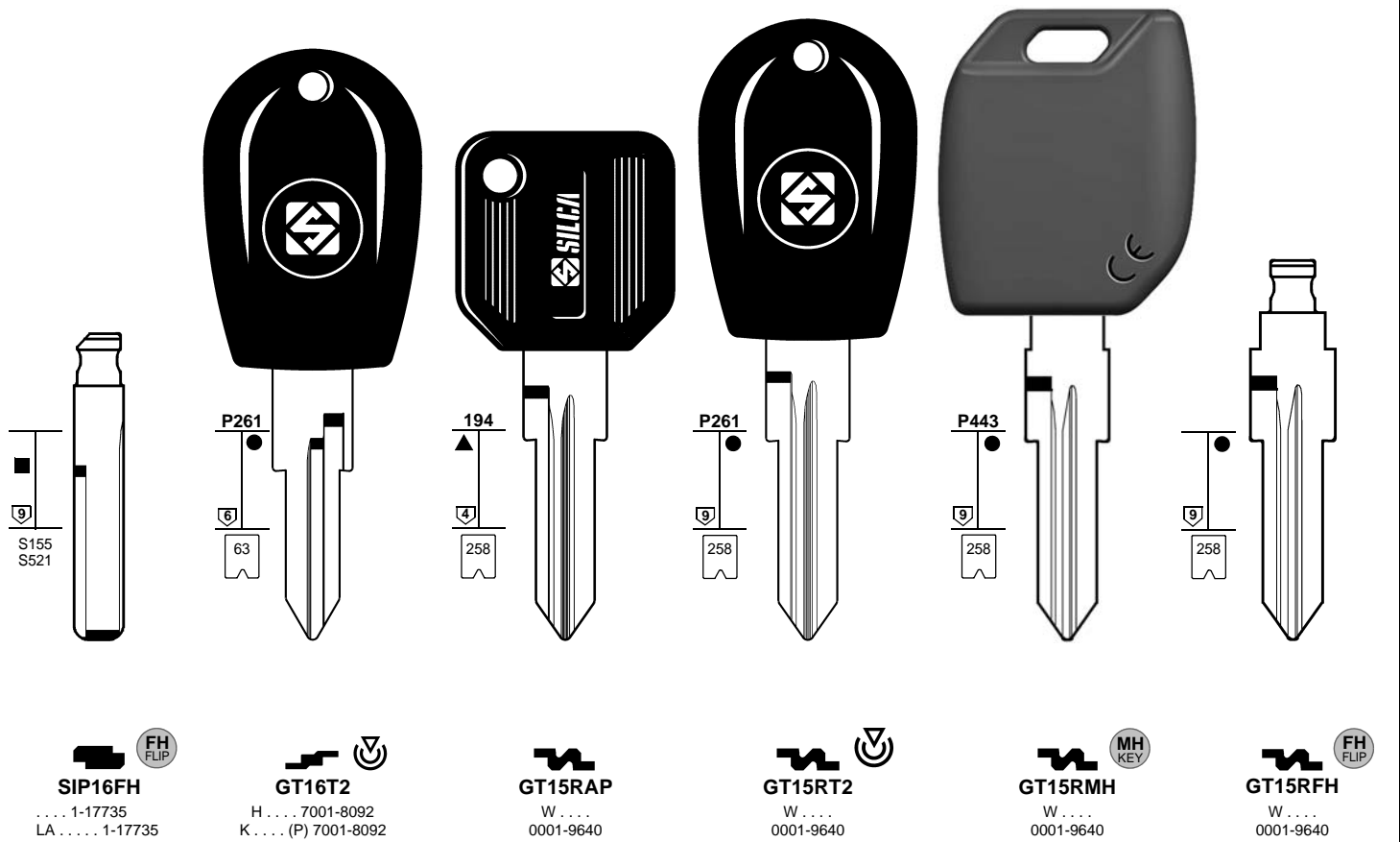
GIOBERT - TRW SIPEA

GIOBERT - TRW SIPEA

GIOBERT - TRW SIPEA

FOR:  
PER:

# ALFA ROMEO



GIOBERT - TRW SIPEA

GIOBERT - TRW SIPEA

GIOBERT - TRW SIPEA



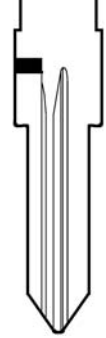
FOR:  
PER:

# ALFA ROMEO

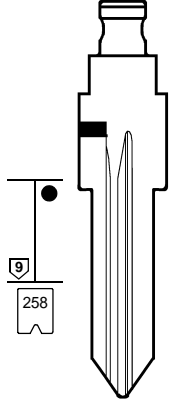
# AUDI



P443  
258

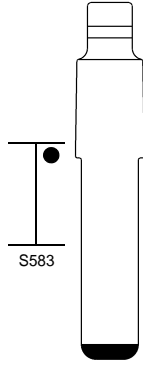


**GT15RMH**  
W ....  
0001-9640



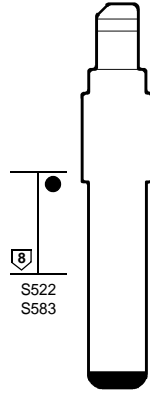
258

**GT15RFH**  
W ....  
0001-9640



S583

**SIP18T**  
DE .....  
1-11210

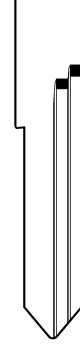


S522  
S583

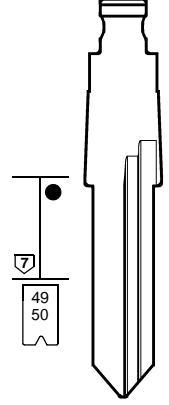
**SIP29T**  
DE .....  
1-11210



P275  
49  
50



**HU49AT5**  
AH ..... 1-8154  
AH ..... 1001-9282



49  
50

**HU49FH**  
AH ..... 1-8154  
AH ..... 1001-9282

GIOBERT - TRW SIPEA

GIOBERT - TRW SIPEA

HUF - WITTE

FOR:  
PER:

# AUDI



P275  
S102



**HU66AT5**  
.... 1-2000  
1ATS00001-17850



P254  
S102  
S260  
S482  
S832



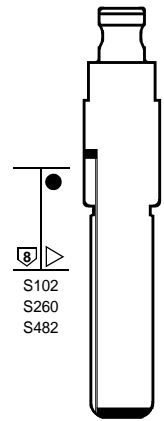
**HU66TE**  
.... 1-2000  
.... 0001-6000



P443  
S102  
S260



**HU66MH**  
.... 1-2000



S102  
S260  
S482

**HU66FH**  
.... 1-2000  
.... 0001-6000

**HU66AT6**  
.... 1-2000  
1ATS00001-17850

HUF - WITTE

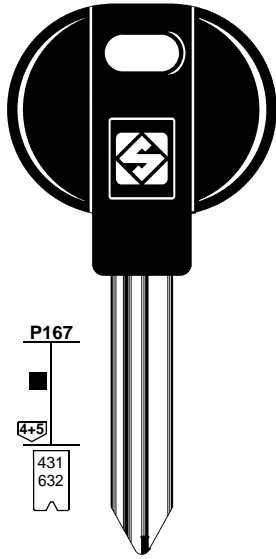
**HU66T6**  
.... 1-2000

HUF - WITTE

1	2	2a	3	3a	3b	e1+e2	6	42+71	72	43+44a	12	15	
						GTI COMPATIBLE	IGNITION 						
CAR MAKE MODEL	FROM	TO	SILCA REF.	SILCA REF.	SILCA REF.	COPY	GEN.	TRANSP. TYPE	FAST COPY PLUS RW4 PLUS FAST COPY/RW4	FAST COPY PLUS RW4 PLUS	FAST COPY RW4	STP	
For more info on the uses of car keys, refer to the Silca Electronic Keys Catalogue:													
<b>ALFA ROMEO</b>													
SOME MODELS	1995		GT15RMH		GT15RFH								
SOME MODELS	2000		SIP18T										
SOME MODELS	2005		SIP29T										
<b>AUDI</b>													
80	1996		HU49AT5		HU49FH			MEG	13	Y	Y	Meg	
A1	2010							MEG / CR	A2				
A2	2000	2005	HU66AT6		HU66FH			MEG / CR	48				
A3	1996	1997	HU66AT5		HU66FH			MEG	13	Y	Y	Meg	
A3	1997	2004	HU66AT6		HU66FH			MEG / CR	48				
A3	2004							MEG / CR	A2				
A4	1995	1996	HU49AT5		HU49FH			MEG	13	Y	Y	Meg	
A4	1996	1997	HU66AT5		HU66FH			MEG	13	Y	Y	Meg	
A4	1997	2004	HU66AT6		HU66FH			MEG / CR	48				
A4	2004							MEG / CR	A2				
A6	1995	1996	HU49AT5		HU49FH			MEG	13	Y	Y	Meg	
A6	1996	1997	HU66AT5		HU66FH			MEG	13	Y	Y	Meg	
A6	1997	2004	HU66AT6		HU66FH			MEG / CR	48				
A6	2004	2006						MEG / CR	A2				
A6	2006							SOK / CR	8E				
A8	1995	1996	HU49AT5		HU49FH			MEG	13	Y	Y	Meg	
A8	1996	1997	HU66AT5		HU66FH			MEG	13	Y	Y	Meg	
A8	1997	2004	HU66AT6		HU66FH			MEG / CR	48				
A8	2004							PH / CR2	46				
A8	2004		HU66MH	HU66TE	HU66FH	Y		PH / CR2	46	Y	P-BOX		
ALLROAD	2000	2005	HU66AT6		HU66FH			MEG / CR	48				
ALLROAD	2006							MEG / CR	A2				
CABRIO	1995	1996	HU49AT5		HU49FH			MEG	13	Y	Y	Meg	
CABRIO	1996	1997	HU66AT5		HU66FH			MEG	13	Y	Y	Meg	
CABRIO	1997		HU66AT6		HU66FH			MEG / CR	48				
Coupè	1995	1996	HU49AT5		HU49FH			MEG	13	Y	Y	Meg	
Coupè	1996	1997	HU66AT5		HU66FH			MEG	13	Y	Y	Meg	
Coupè	1997		HU66AT6		HU66FH			MEG / CR	48				
Coupè S2	1995	1996	HU49AT5		HU49FH			MEG	13	Y	Y	Meg	
Coupè S2	1996	1997	HU66AT5		HU66FH			MEG	13	Y	Y	Meg	
Coupè S2	1997		HU66AT6		HU66FH			MEG / CR	48				
Q7	2006							PH / CR2	46				
Q7	2006		HU66MH					PH / CR2	46	Y	P-BOX		
S3	2001	2004	HU66AT6		HU66FH			MEG / CR	48				
S4	2002	2005	HU66T6		HU66FH			MEG / CR	48				
S6	1995	1996	HU49AT5		HU49FH			MEG	13	Y	Y	Meg	
S6	1996	1997	HU66AT5		HU66FH			MEG	13	Y	Y	Meg	
S6	1997		HU66AT6		HU66FH			MEG / CR	48				
S8	1998		HU66AT6		HU66FH			MEG / CR	48				
TT	1998	2004	HU66AT6		HU66FH			MEG / CR	48				
TT	2004							MEG / CR	A2				

FOR:  
PER:

# BELLIER (MICROCARS)



P167  
4+5  
431  
632



**SX9AP**

63/99 . . . . . H 12468  
63/99 . . . . . 12468  
. . . . . H 0111111-6288888  
. . . . . 0111111-6288888


# BMW



P387  
S574

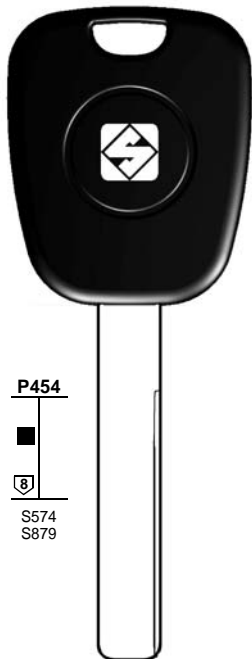
**HU92RKP**

The HU92RKP key can be also purchased in 5-piece packages.  
*La chiave HU92RKP può essere acquistata anche in confezioni da 5 pezzi.*  
Der Schlüssel HU92RKP kann auch in Pakungen mit 5 Stücke gekauft werden.  
*La clé HU92RKP peut même être commandée sous confection de 5 pcs.*  
La llave HU92RKP se puede comprar en paquetes de 5 piezas.  
*As chaves HU92RKP podem ser compradas em pacotes de 5 unidades.*

**HU92RTEK**   
(old HU92RMHK Reference)

FOR:  
PER:

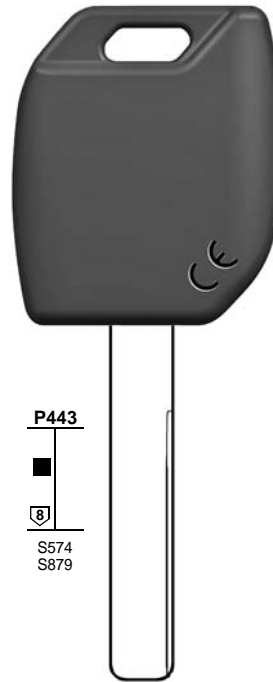
# BMW




P454  
S574  
S879

  
**HU92RTE**  
. . . . . 1-8100

HUF - WITTE



P443  
S574  
S879

  
**HU92RMH**  
. . . . . 1-8100

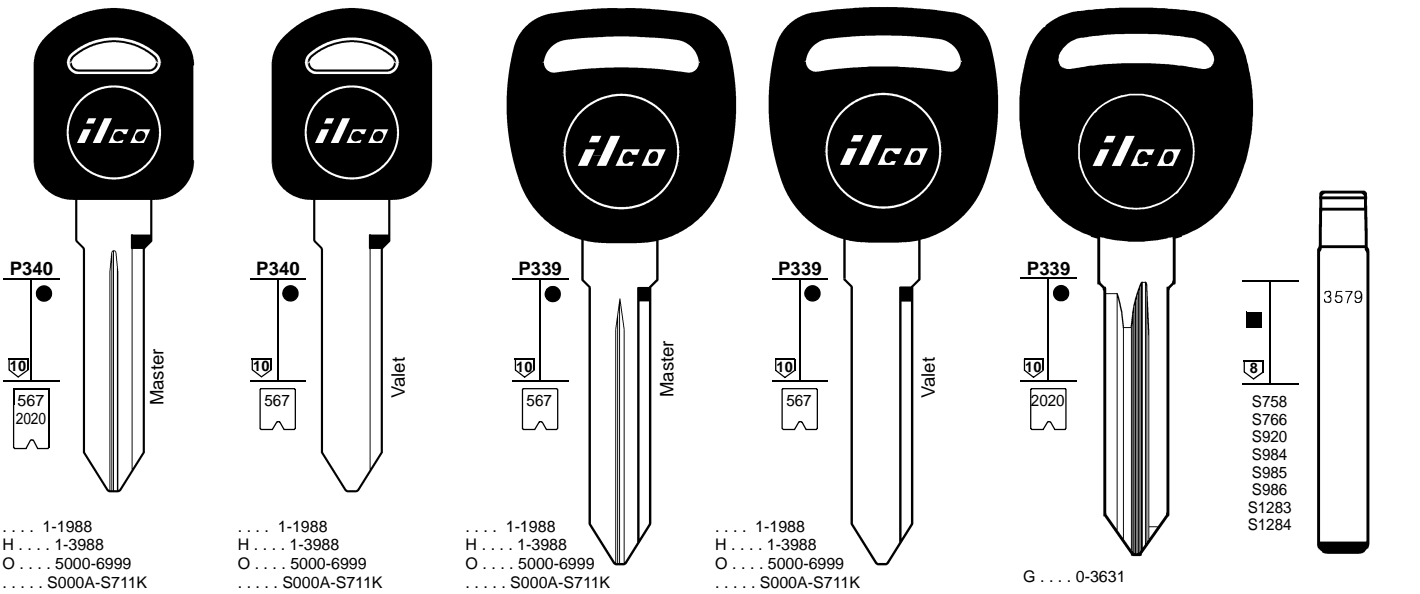
HUF - WITTE



1	2	2a	3	3a	3b	e1+e2		6	42+71	72	43+44a	12	15
						<b>GTI COMPATIBLE</b>		<b>IGNITION</b> 					
<b>CAR MAKE MODEL</b>	<b>FROM</b>	<b>TO</b>	<b>SILCA REF.</b>	<b>SILCA REF.</b>	<b>SILCA REF.</b>	<b>COPY</b>	<b>GEN.</b>	<b>TRANSP. TYPE</b>	<b>FAST COPY PLUS RW4 PLUS FAST COPY/RW4</b>	<b>FAST COPY PLUS RW4 PLUS</b>	<b>FAST COPY RW4</b>	<b>STP</b>	
For more info on the uses of car keys, refer to the Silca Electronic Keys Catalogue:													
<b>BELLIER (MICROCARS)</b>													
<b>DIVANE</b>	2004	2006	<b>SX9AP</b>										
<b>JADE</b>	2009		<b>SX9AP</b>										
<b>OPALE</b>	2007	2009	<b>SX9AP</b>										
<b>BMW</b>													
<b>MINI</b>	2001	2006						PH	73				
<b>MINI</b>	2007							PH / CR2	46				
<b>SERIE 1</b>	2004							PH / CR2	46				
<b>SERIE 1</b>	2004	2011	<b>HU92RMHK</b>					PH / CR2	46	Y	P-BOX		
<b>SERIE 1</b>	2004	2011	<b>HU92RTEK</b>					PH / CR2	46	Y	P-BOX		
<b>SERIE 1</b>	2004	2011	<b>HU92RMH</b>	<b>HU92RTE</b>		Y		PH / CR2	46	Y	P-BOX		
<b>SERIE 3</b>	1995	2001						PH	33				
<b>SERIE 3</b>	2002	2006						PH	73				
<b>SERIE 3</b>	2005							PH / CR2	46				
<b>SERIE 3</b>	2005	2011	<b>HU92RMHK</b>					PH / CR2	46	Y	P-BOX		
<b>SERIE 3</b>	2005	2011	<b>HU92RTEK</b>					PH / CR2	46	Y	P-BOX		
<b>SERIE 3</b>	2005	2011	<b>HU92RMH</b>	<b>HU92RTE</b>		Y		PH / CR2	46	Y	P-BOX		
<b>SERIE 5</b>	1996	2003						PH	33				
<b>SERIE 5</b>	2003	2010						PH / CR2	46				
<b>SERIE 5</b>	2003	2010	<b>HU92RMHK</b>					PH / CR2	46	Y	P-BOX		
<b>SERIE 5</b>	2003	2010	<b>HU92RTEK</b>					PH / CR2	46	Y	P-BOX		
<b>SERIE 5</b>	2003	2010	<b>HU92RMH</b>	<b>HU92RTE</b>		Y		PH / CR2	46	Y	P-BOX		
<b>SERIE 6</b>	2004							PH / CR2	46				
<b>SERIE 6</b>	2004	2011	<b>HU92RMHK</b>					PH / CR2	46	Y	P-BOX		
<b>SERIE 6</b>	2004	2011	<b>HU92RTEK</b>					PH / CR2	46	Y	P-BOX		
<b>SERIE 6</b>	2004	2011	<b>HU92RMH</b>	<b>HU92RTE</b>		Y		PH / CR2	46	Y	P-BOX		
<b>SERIE 7</b>	1994	2001						PH	33				
<b>SERIE 7</b>	2002	2008						PH / CR2	46				
<b>SERIE 7</b>	2002	2008	<b>HU92RMH</b>	<b>HU92RTE</b>		Y		PH / CR2	46	Y	P-BOX		
<b>SERIE 8</b>	1995	1999						PH	33				
<b>X3</b>	2003							PH	73				
<b>X5</b>	1999	2003						PH	33				
<b>X5</b>	2004							PH / CR2	46				
<b>X5</b>	2004	2011	<b>HU92RMHK</b>					PH / CR2	46	Y	P-BOX		
<b>X5</b>	2004	2011	<b>HU92RTEK</b>					PH / CR2	46	Y	P-BOX		
<b>X5</b>	2004	2011	<b>HU92RMH</b>			Y		PH / CR2	46	Y	P-BOX		
<b>Z3</b>	1995	2002						PH	33				
<b>Z4</b>	2002	2006						PH	73				
<b>Z4</b>	2006							PH / CR2	46				
<b>Z4</b>	2006	2011	<b>HU92RMH</b>	<b>HU92RTE</b>		Y		PH / CR2	46	Y	P-BOX		
<b>Z4</b>	2006	2011	<b>HU92RMHK</b>					PH / CR2	46	Y	P-BOX		
<b>Z4</b>	2006	2011	<b>HU92RTEK</b>					PH / CR2	46	Y	P-BOX		
<b>Z8</b>	2000	2003						PH	73				

FOR:  
PER:

# BUICK



Z.....1-2000  
 Z..... 2001-4000  
 Z..... 4001-6000  
 ..... 0001-3679

BRIGGS & STRATTON

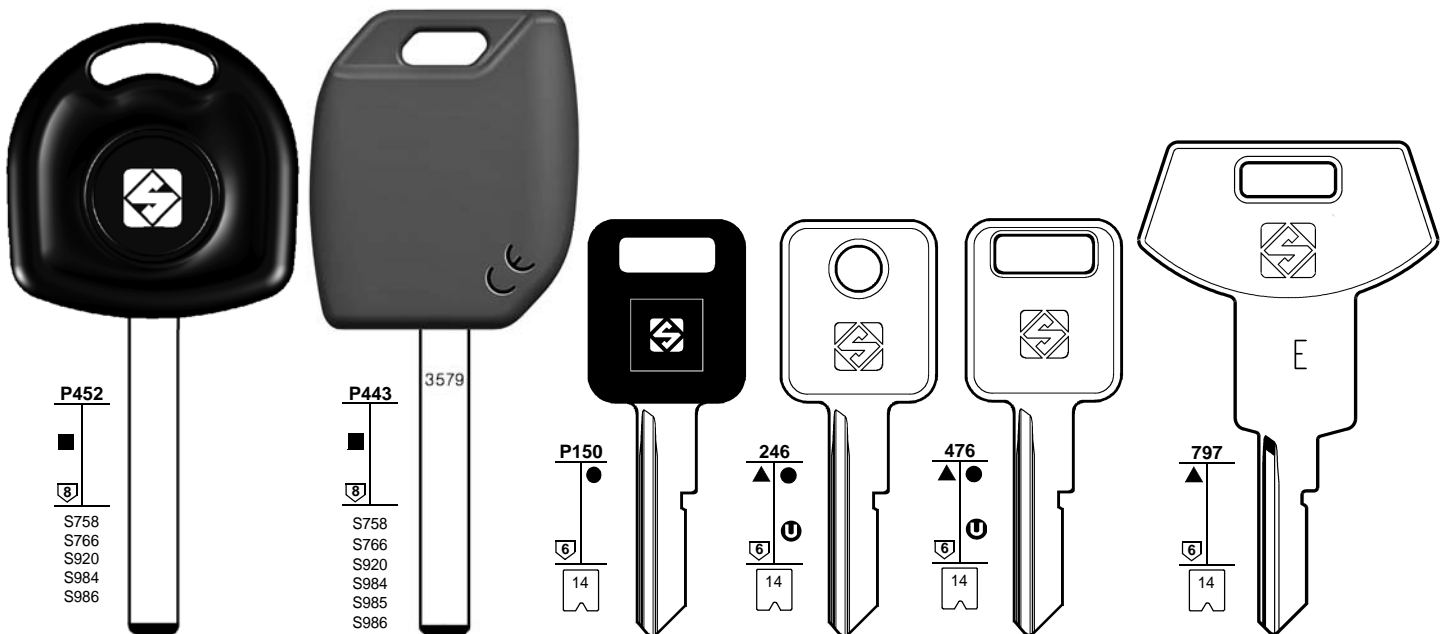
BRIGGS & STRATTON

BRIGGS & STRATTON

HUF - VALEO

FOR:  
PER:

# BUICK



Z.....1-2000  
 Z..... 2001-4000  
 Z..... 4001-6000

Z..... 1-2000  
 Z..... 2001-4000  
 Z..... 4001-6000

E  
 .. J .. 0.00-9.99  
 .. J .. 00.0-99.9  
 .. K .. 0.00-9.99  
 .. K .. 00.0-99.9  
 N ... 000-999  
 P ... 000-999

E  
 .. J .. 0.00-9.99  
 .. J .. 00.0-99.9  
 .. K .. 0.00-9.99  
 .. K .. 00.0-99.9  
 N ... 000-999  
 P ... 000-999

E  
 .. J .. 0.00-9.99  
 .. J .. 00.0-99.9  
 .. K .. 0.00-9.99  
 .. K .. 00.0-99.9  
 N ... 000-999  
 P ... 000-999

.. K. (E) 00.0-99.9  
 .. J. (E) 00.0-99.9

HUF - VALEO

H ..L.00.0-99.9

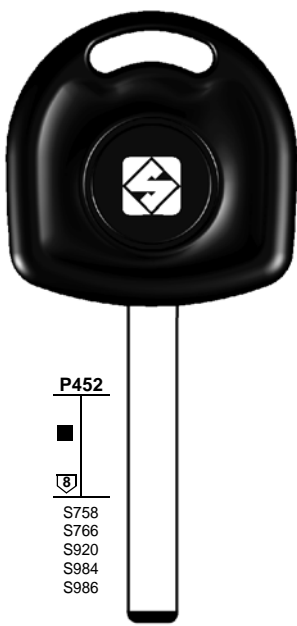
H ..L.00.0-99.9

H ..L.00.0-99.9

1	2	2a	3	3a	3b	e1+e2		6	42+71	72	43+44a	12	15
						GTI COMPATIBLE		IGNITION					
CAR MAKE MODEL	FROM	TO	SILCA REF.	SILCA REF.	SILCA REF.	COPY	GEN.	TRANSP. TYPE	FAST COPY PLUS RW4 PLUS FAST COPY/RW4	FAST COPY PLUS RW4 PLUS	FAST COPY RW4	STP	
For more info on the uses of car keys, refer to the Silca Electronic Keys Catalogue:													
<b>BUICK</b>													
ALLURE	2005	2009						MEG	13				G
ALLURE	2010	2012	HU100MH	HU100TE	HU100FH	Y		PH / CR2	46	Y	P-BOX		
CENTURY	1991	2000	GM5-OR										
CENTURY	1991	2000	GM5-OR										
CENTURY	1991	2000	GM5CP										
CENTURY	1991	2000	GM5CP										
CENTURY	2000	2005	B97-PT5					MEG	13	Y	Y		
ENCLAVE	2007		B111-PT					PH / CR2	46				
LACROSSE	2005	2009						MEG	13				G
LACROSSE	2010		HU100MH	HU100TE	HU100FH	Y		PH / CR2	46	Y	P-BOX		
LACROSSE	2010							PH / CR2	46				
LESABRE	1992	1999						VATS SYS.					
LESABRE	2000	2005	B99-PT					MEG	13				A
LESABRE	2000	2005	B100-PT					MEG	13				A
LESABRE	2000	2005	B100-PT5					MEG	13	Y	Y		
LESABRE	2000	2005	B99-PT5					MEG	13	Y	Y		
LUCERNE	2006	2011	B111-PT					PH / CR2	46				
PARK AVENUE	1991	1996						VATS SYS.					
PARK AVENUE	1991	1996						VATS SYS.					
PARK AVENUE	1997	2002	B98-PT5					MEG	13	Y	Y		
PARK AVENUE	1997	2002	B97-PT5					MEG	13	Y	Y		
PARK AVENUE	1997	2002	B98-PT					MEG	13				A
PARK AVENUE	1997	2002	B97-PT					MEG	13				A
PARK AVENUE	2003	2005	B97-PT					MEG	13				A
PARK AVENUE	2003	2005	B97-PT					MEG	13				G
PARK AVENUE	2003	2005	B97-PT5					MEG	13	Y	Y		
RAINIER	2003	2007	B99-PT5					MEG	13	Y	Y		
RAINIER	2003	2007	B100-PT5					MEG	13	Y	Y		
RAINIER	2003	2007	B100-PT					MEG	13				A
RAINIER	2003	2007	B99-PT					MEG	13				A
RAINIER	2003	2007	B99-PT					MEG	13				G
RAINIER	2003	2007	B100-PT					MEG	13				G
REGAL	1991	1993	GM27R										
REGAL	1994	1996						VATS SYS.					
REGAL	1997	2004						VATS SYS.					
REGAL	2011							PH / CR2	46				
REGAL	2011		HU100MH	HU100TE	HU100FH	Y		PH / CR2	46	Y	P-BOX		
RENDEZVOUS	2002	2007	B99-PT5					MEG	13	Y	Y		
RENDEZVOUS	2002	2007	B100-PT5					MEG	13	Y	Y		
RENDEZVOUS	2002	2007	B99-PT					MEG	13				A
RENDEZVOUS	2002	2007	B100-PT					MEG	13				A
RIVIERA	1992	1994						VATS SYS.					
RIVIERA	1995	1999						VATS SYS.					
ROADMASTER	1991	1993	GM5										
ROADMASTER	1994	1996						VATS SYS.					
SIGNA	2005	2007											

FOR:  
PER:

# BUICK



P452



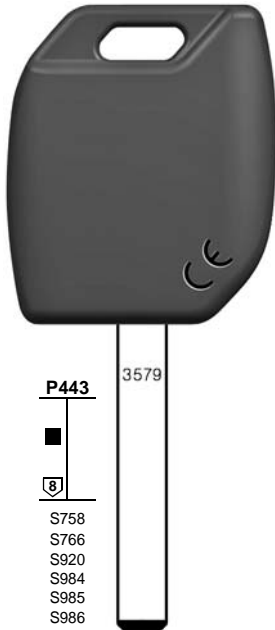
S758  
S766  
S920  
S984  
S985  
S986



**HU100TE**

Z ..... 1-2000  
Z ..... 2001-4000  
Z ..... 4001-6000

HUF - VALEO



P443



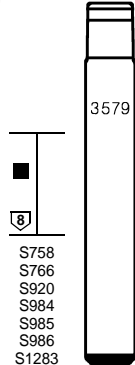
3579  
S758  
S766  
S920  
S984  
S985  
S986



**HU100MH**

Z ..... 1-2000  
Z ..... 2001-4000  
Z ..... 4001-6000

HUF - VALEO



3579

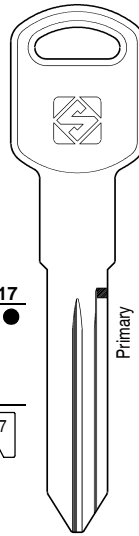


S758  
S766  
S920  
S984  
S985  
S986  
S1283  
S1284



**HU100FH**

Z ..... 1-2000  
Z ..... 2001-4000  
Z ..... 4001-6000  
..... 0001-3679



1017



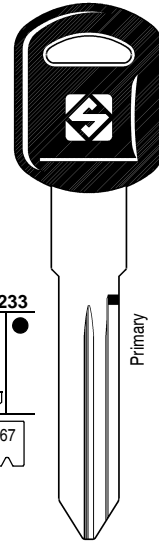
567



**GM39**

..... AA00-7T51  
..... S000A-S711K

BRIGGS & STRATTON



P233

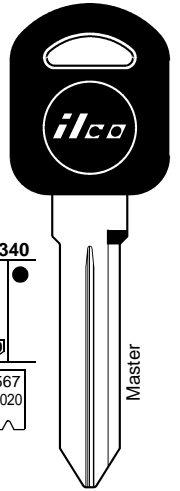


567



**GM39EP**

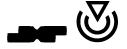
..... AA00-7T51  
..... S000A-S711K



P340



567  
2020



**B97-PT**

G ..... 0-3631  
..... 1-1988  
..... S000A-S711K



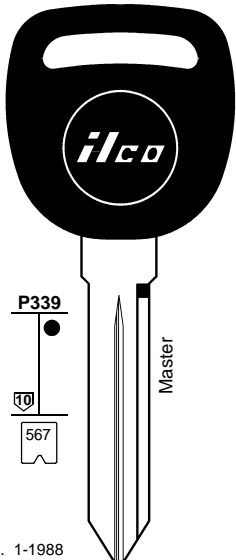
**B97-PT5**

..... 1-1988  
H ..... 1-3988  
..... S000A-S711K

BRIGGS & STRATTON

FOR:  
PER:

# CADILLAC



P339



567

Master

..... 1-1988  
H ..... 1-3988  
O ..... 5000-6999  
..... S000A-S711K

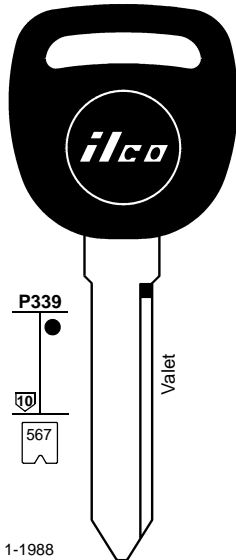


**B99-PT**



**B99-PT5**

BRIGGS & STRATTON



P339



567

Valet

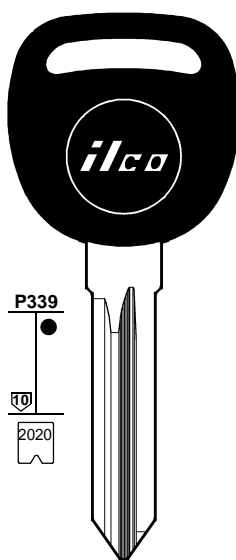
..... 1-1988  
H ..... 1-3988  
O ..... 5000-6999  
..... S000A-S711K



**B100-PT**



**B100-PT5**



P339



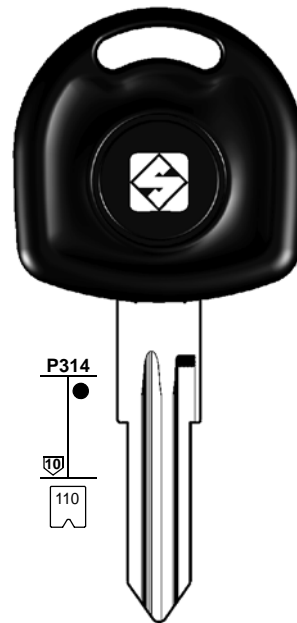
2020

G ..... 0-3631



**B111-PT**

BRIGGS & STRATTON



P314

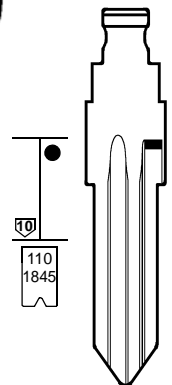


110

S ..... 5298-6300  
S ..... 1-5200



**HU46T2**



110  
1845

S ..... 5298-6300  
S ..... 1-5200

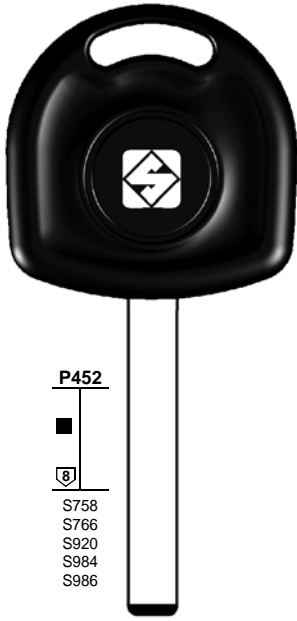


**HU46FH**



FOR:  
PER:

# CADILLAC



P452

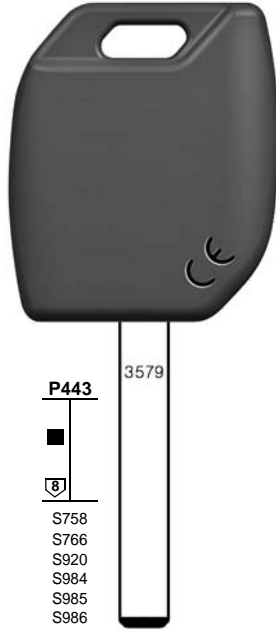


S758  
S766  
S920  
S984  
S986



**HU100TE**

Z . . . . 1-2000  
Z . . . . 2001-4000  
Z . . . . 4001-6000



P443

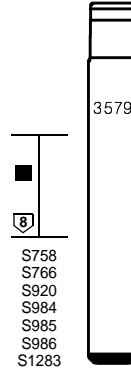


S758  
S766  
S920  
S984  
S985  
S986  
S986



**HU100MH**

Z . . . . 1-2000  
Z . . . . 2001-4000  
Z . . . . 4001-6000



P443

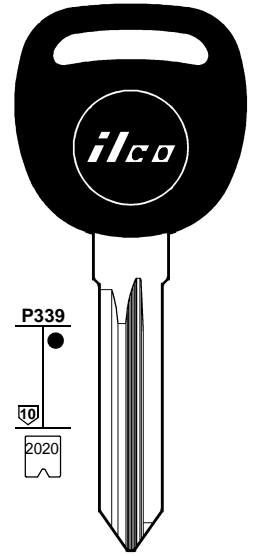


S758  
S766  
S920  
S984  
S985  
S986  
S1283  
S1284



**HU100FH**

Z . . . . 1-2000  
Z . . . . 2001-4000  
Z . . . . 4001-6000  
. . . . . 0001-3679



P339



2020



**B111-PT**

G . . . . 0-3631

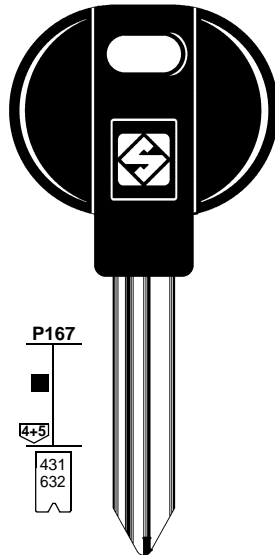
HUF - VALEO

HUF - VALEO

BRIGGS & STRATTON

FOR:  
PER:

# CHATENET (MICROCARS)



P167



431  
632



**SX9AP**

63/99 . . . . . H 12468  
63/99 . . . . . 12468  
. . . . . H 0111111-628888  
. . . . . 0111111-628888



FOR:  
PER:

# CHEVROLET SUD AMERICA



P452



S758  
S766  
S920  
S984  
S986



**HU100TE**

Z . . . . 1-2000  
Z . . . . 2001-4000  
Z . . . . 4001-6000



P443

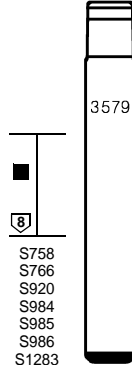


S758  
S766  
S920  
S984  
S985  
S986



**HU100MH**

Z . . . . 1-2000  
Z . . . . 2001-4000  
Z . . . . 4001-6000



3579



S758  
S766  
S920  
S984  
S985  
S986  
S1283  
S1284



**HU100FH**

Z . . . . 1-2000  
Z . . . . 2001-4000  
Z . . . . 4001-6000  
. . . . 0001-3679



P314

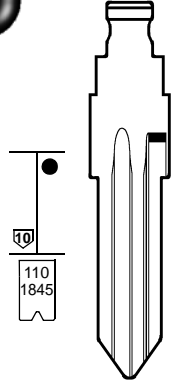


110



**HU46T12**

S . . . . 1-5200  
S . . . . 5298-6300



110  
1845



**HU46FH**

S . . . . 5298-6300  
S . . . . 1-5200



**HU46T2**

S . . . . 1-5200  
S . . . . 5298-6300

HUF - VALEO

HUF - VALEO

HUF - WITTE

FOR:  
PER:

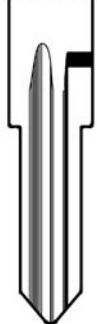
# CHEVROLET SUD AMERICA



P445



110  
1845



**HU160GP**

S . . . . 1-5200  
S . . . . 5298-6300

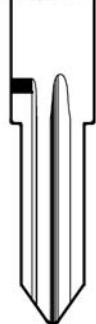
HUF - VALEO



P444



110  
1426  
1844



**YM28CP**

D . . . . 1-5200  
S . . . . 1-5200  
S . . . . 5298-6300  
. . . . 1002-3997  
. . . . 4000-5874

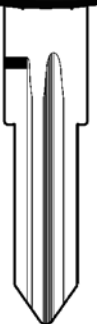
YMOS



P314



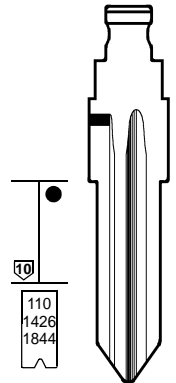
110  
1426



**YM28T2**

D . . . . 1-5200  
S . . . . 1-5200  
S . . . . 5298-6300  
. . . . 1002-3997  
. . . . 4000-5874

YMOS



110  
1426  
1844



**YM28FH**

D . . . . 1-5200  
. . . . 1002-3997  
. . . . 4000-5874  
D . . . . 1-5200

VALEO - YMOS



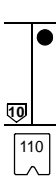


FOR:  
PER:

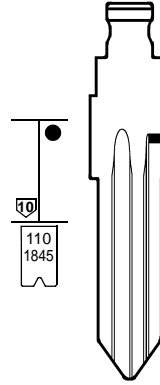
# CHEVROLET SUD AMERICA




**HU46T12**  
S . . . . 1-5200  
S . . . . 5298-6300



**HU46BT12**  
S . . . . 1-5200  
S . . . . 5298-6300



**HU46FH**  
S . . . . 1-5200  
S . . . . 5298-6300



**HU46AT9**  
S . . . . 1-5200  
S . . . . 5298-6300



**HU46T2**  
S . . . . 1-5200  
S . . . . 5298-6300



**HU46T9**  
S . . . . 1-5200  
S . . . . 5298-6300

HUF

HUF

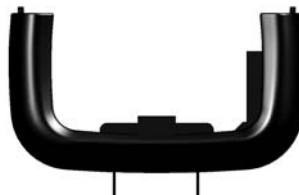
HUF

FOR:  
PER:

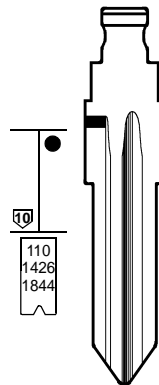
# CHEVROLET SUD AMERICA



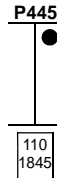
**YM28T2**  
D . . . . 1-5200  
S . . . . 1-5200  
S . . . . 5298-6300  
S . . . . 1002-3997  
S . . . . 4000-5874



**YM28AT9**  
D . . . . 1-5200  
S . . . . 1-5200  
S . . . . 5298-6300  
S . . . . 1002-3997  
S . . . . 4000-5874



**YM28FH**  
D . . . . 1-5200  
S . . . . 1002-3997  
S . . . . 4000-5874  
D . . . . 1-5200



**HU160GP**  
S . . . . 1-5200  
S . . . . 5298-6300

VALEO - YMOS

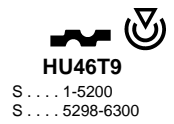
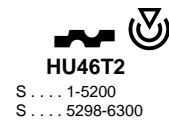
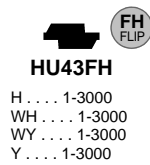
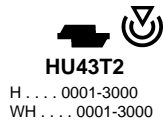
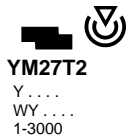
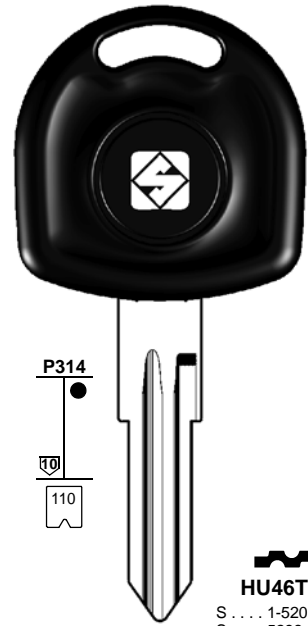
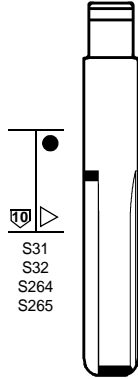
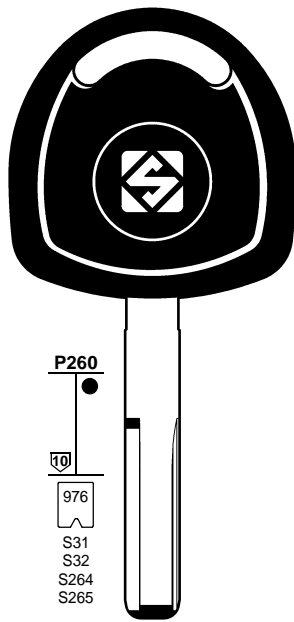
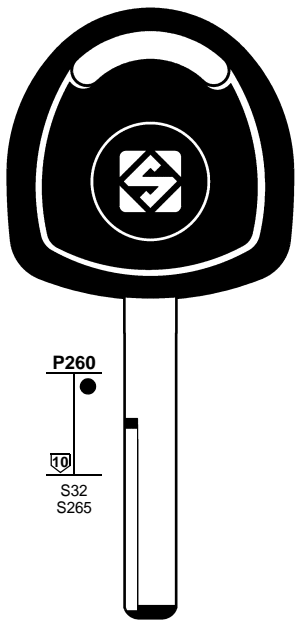
VALEO - YMOS

HUF



FOR:  
PER:

# CHEVROLET SUD AMERICA



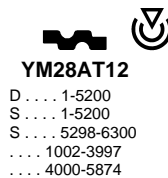
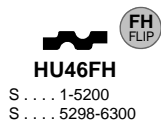
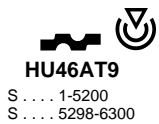
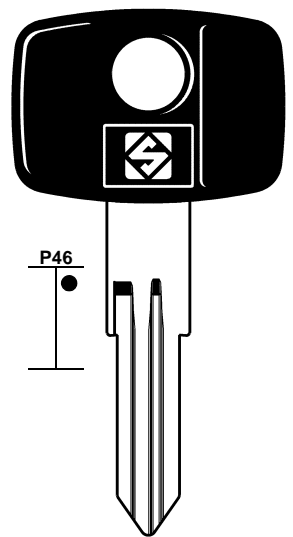
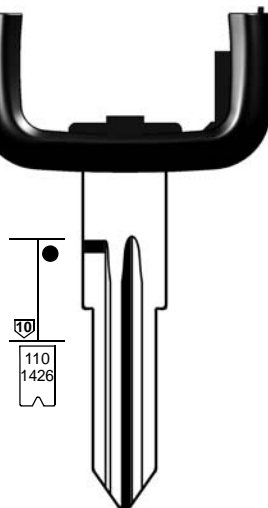
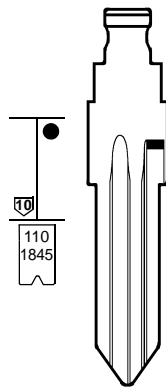
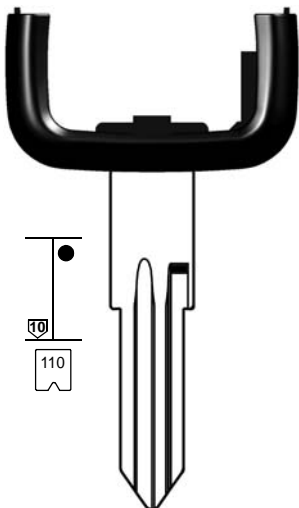
YMOS

HUF - YMOS

HUF

FOR:  
PER:

# CHEVROLET SUD AMERICA



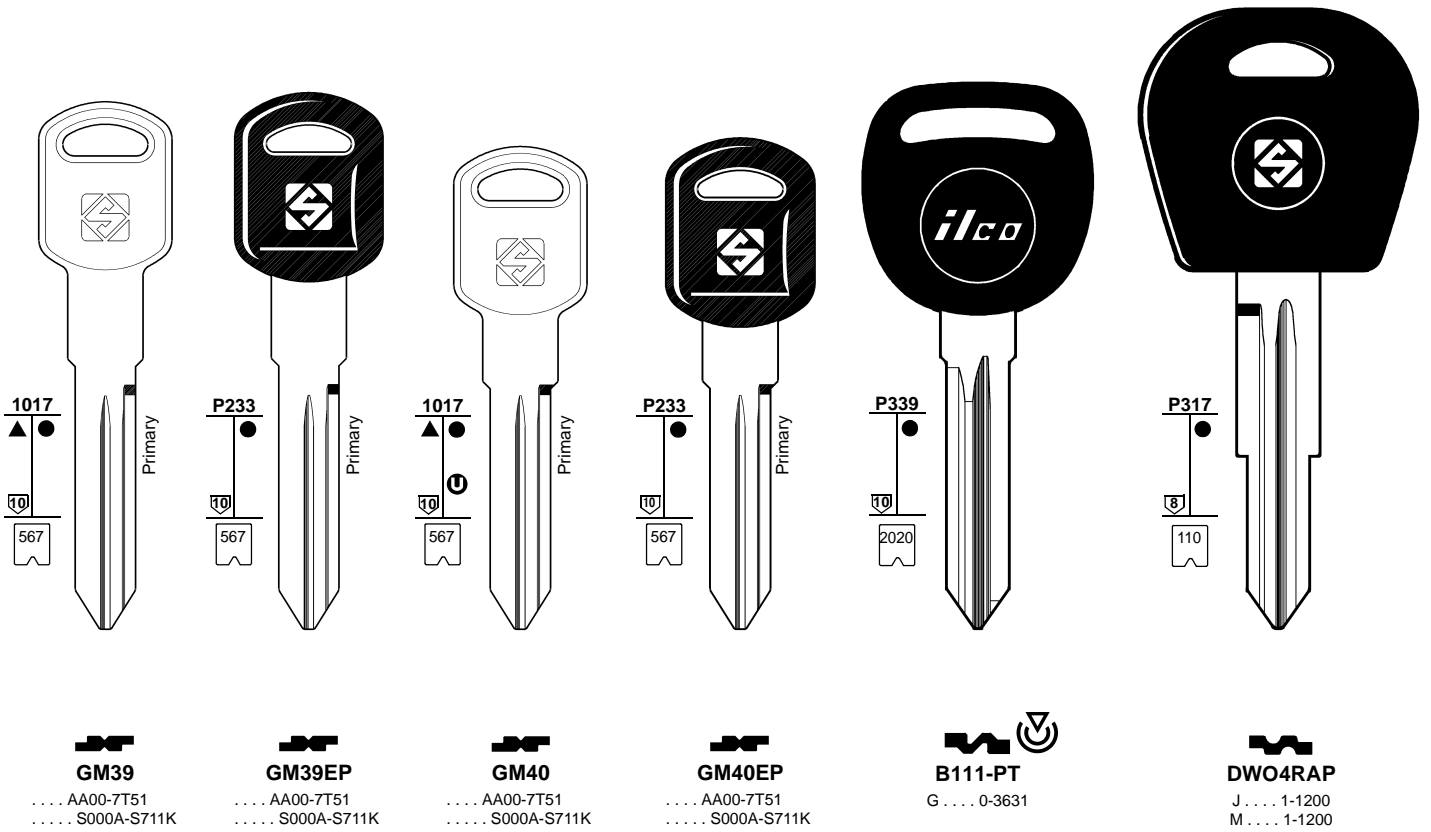
HUF

YMOS



FOR:  
PER:

# CHEVROLET USA

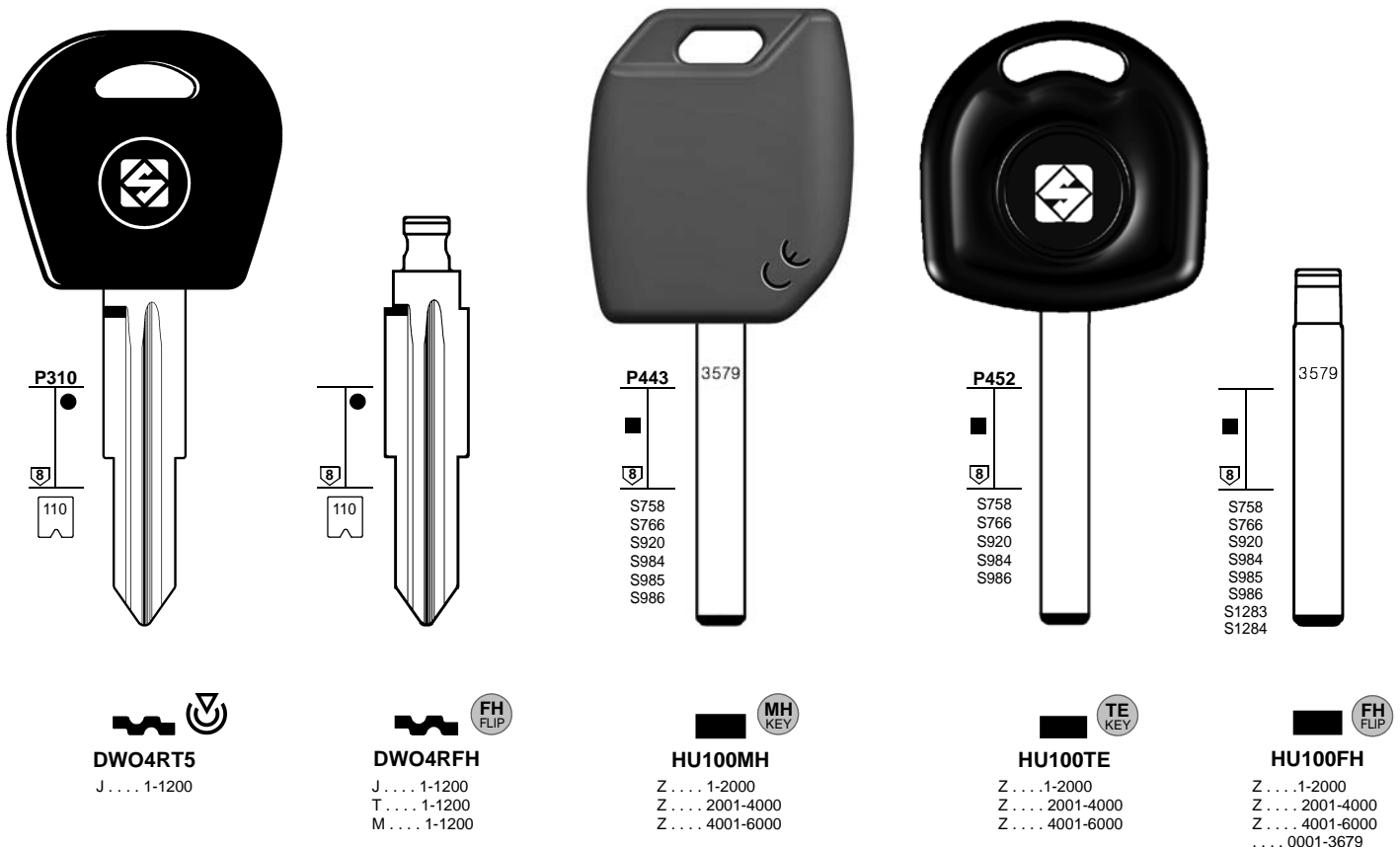


BRIGGS & STRATTON

BRIGGS & STRATTON

FOR:  
PER:

# CHEVROLET USA



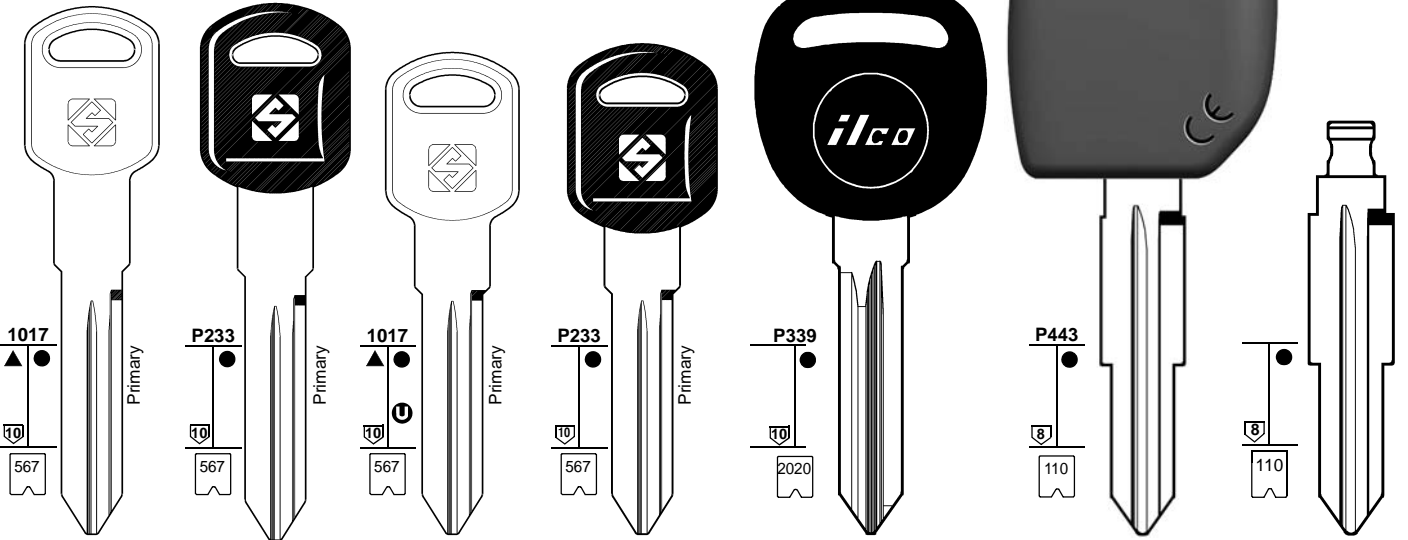
HUF - VALEO

HUF - VALEO



FOR:  
PER:

# CHEVROLET USA



**GM39**  
..... AA00-7T51  
..... S000A-S711K

**GM39EP**  
..... AA00-7T51  
..... S000A-S711K

**GM40**  
..... AA00-7T51  
..... S000A-S711K

**GM40EP**  
..... AA00-7T51  
..... S000A-S711K

**B111-PT**  
G ..... 0-3631

**DW05MH**  
T ..... 1-1200

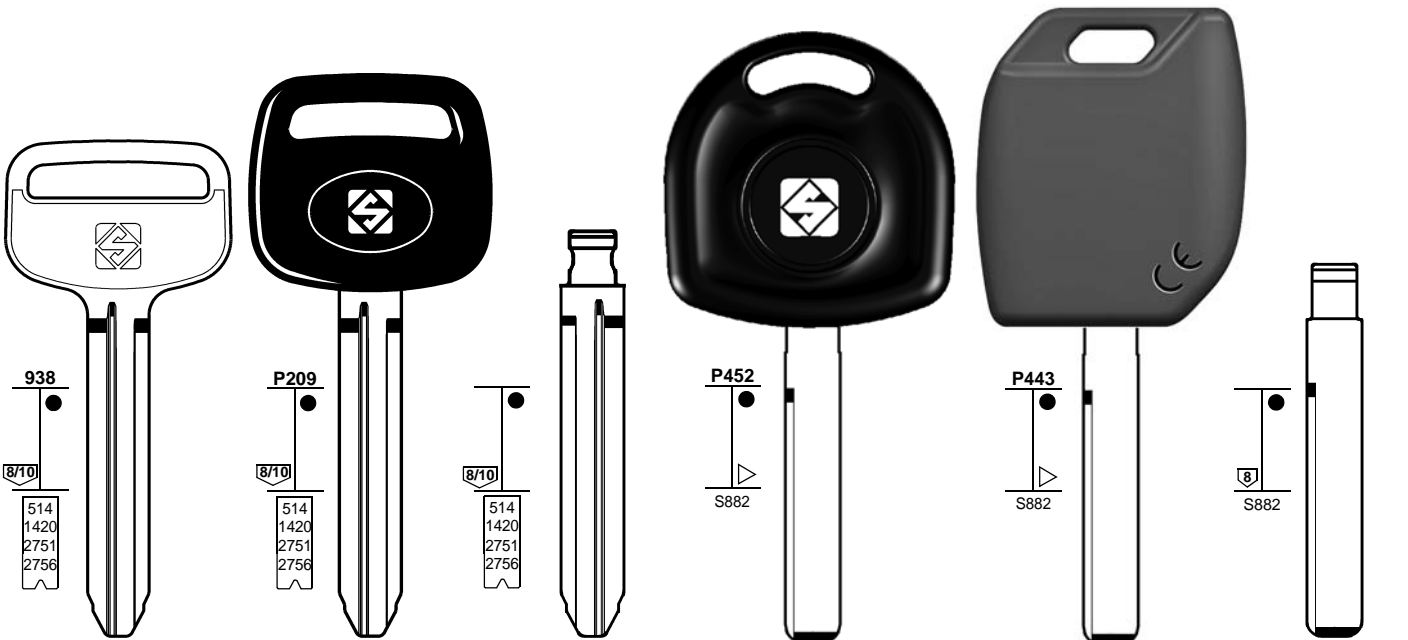
**DW05FH**  
T ..... 1-1200  
L ..... 1-1200  
V ..... 1-1200  
W ..... 2001-3200

BRIGGS & STRATTON

BRIGGS & STRATTON

FOR:  
PER:

# CHEVROLET USA



**938**  
..... 514  
..... 1420  
..... 2751  
..... 2756

**P209**  
..... 514  
..... 1420  
..... 2751  
..... 2756

**514**  
..... 1420  
..... 2751  
..... 2756

**P452**  
..... S882

**P443**  
..... S882

**S882**

**TOY43R**  
.....  
10001-15000  
50000-59999  
60000-69999  
70000-75928

**TOY43RP**  
.....  
10001-15000  
50000-59999  
60000-69999  
70000-75928

**TOY43RFH**  
..... 1001-15000  
..... 70000-75928

**GM45TE**  
60000-62113

**GM45MH**  
60000-62113

**GM45FH**  
60000-62113

BRIGGS & STRATTON

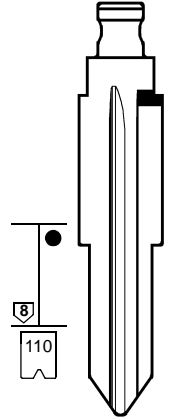
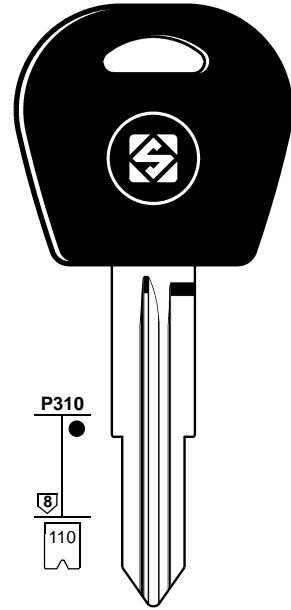
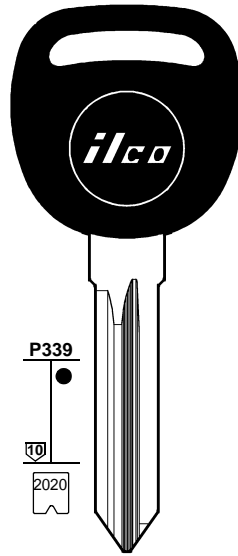
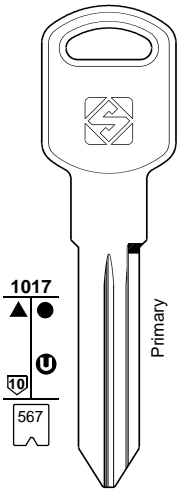
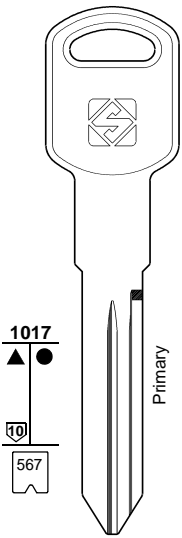
BRIGGS & STRATTON





FOR:  
PER:

# CHEVROLET USA



**GM39**

..... AA00-7T51  
..... S000A-S711K



**GM40**

..... AA00-7T51  
..... S000A-S711K



**B111-PT**

G ..... 0-3631



**DW05T5**

V ..... 1-1200



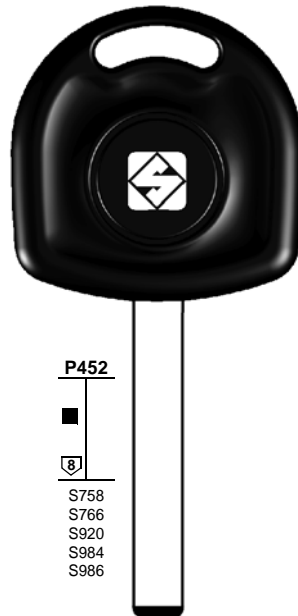
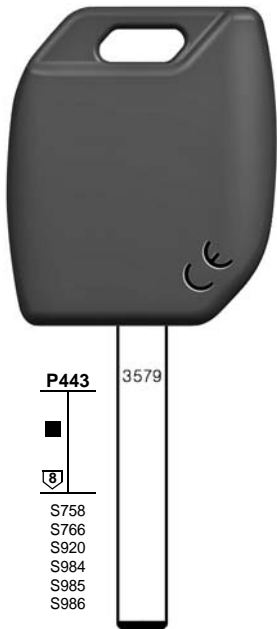
**DW05FH**

T ..... 1-1200  
L ..... 1-1200  
V ..... 1-1200  
V ..... 2001-3200

BRIGGS & STRATTON

FOR:  
PER:

# CHEVROLET USA



**HU100MH**

Z ..... 1-2000  
Z ..... 2001-4000  
Z ..... 4001-6000



**HU100TE**

Z ..... 1-2000  
Z ..... 2001-4000  
Z ..... 4001-6000



**HU100FH**

Z ..... 1-2000  
Z ..... 2001-4000  
Z ..... 4001-6000  
..... 0001-3679

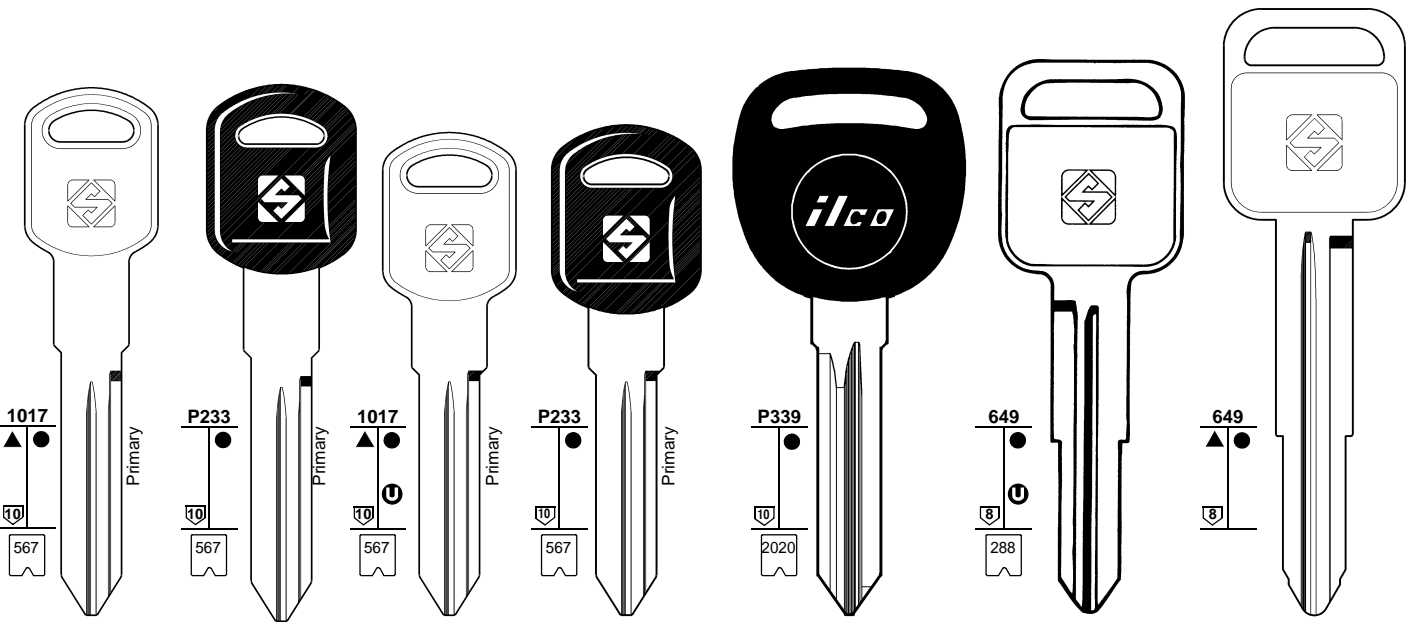
HUF - VALEO

HUF - VALEO



FOR:  
PER:

# CHEVROLET USA



**GM39**  
 .... AA00-7T51  
 .... S000A-S711K



**GM39EP**  
 .... AA00-7T51  
 .... S000A-S711K



**GM40**  
 .... AA00-7T51  
 .... S000A-S711K



**GM40EP**  
 .... AA00-7T51  
 .... S000A-S711K



**B111-PT**  
 G .... 0-3631



**GM18R**  
 .... 18100-19299  
 .... 19300-19617



**GM19**

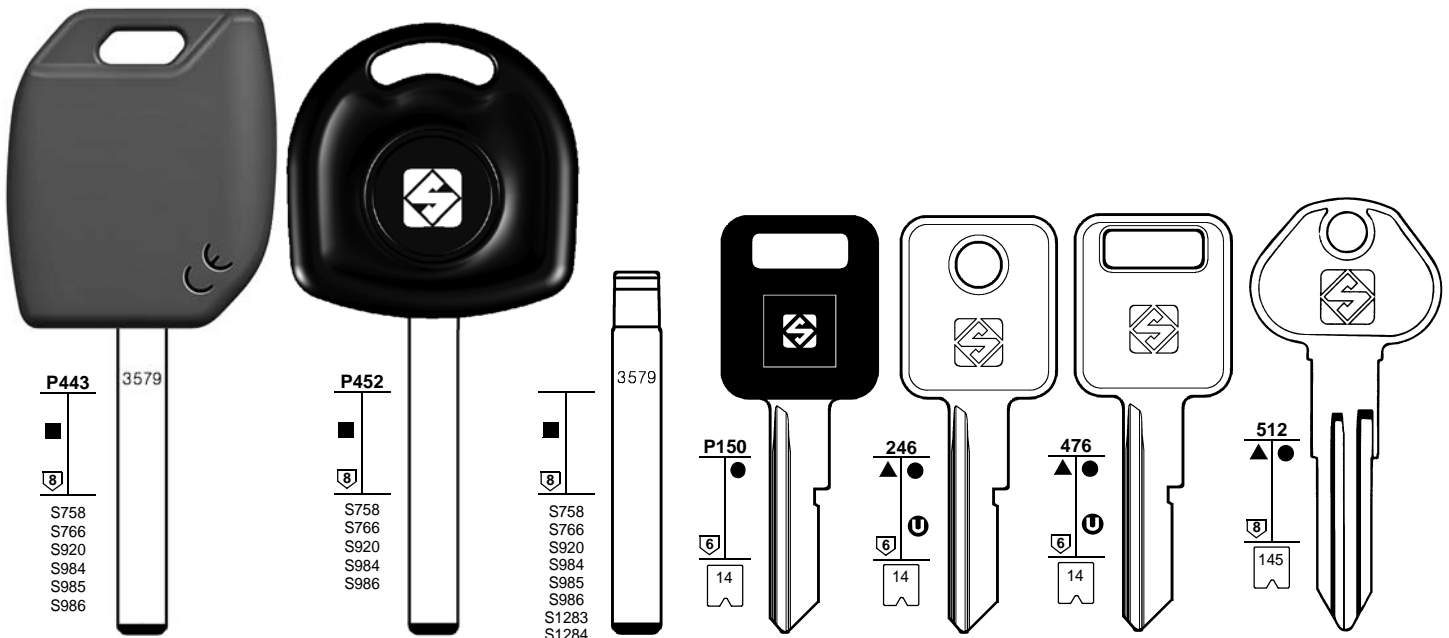
BRIGGS & STRATTON

BRIGGS & STRATTON

BRIGGS & STRATTON

FOR:  
PER:

# CHEVROLET USA



**HU100MH**  
 Z .... 1-2000  
 Z .... 2001-4000  
 Z .... 4001-6000



**HU100TE**  
 Z .... 1-2000  
 Z .... 2001-4000  
 Z .... 4001-6000



**HU100FH**  
 Z .... 1-2000  
 Z .... 2001-4000  
 Z .... 4001-6000  
 .... 0001-3679



**GM5CP**  
 E  
 .J... 0.00-9.99  
 .J... 0.00-99.9  
 .K... 0.00-9.99  
 .K... 0.00-99.9  
 N... 000-999  
 P... 000-999



**GM5**  
 E  
 .J... 0.00-9.99  
 .J... 0.00-99.9  
 .K... 0.00-9.99  
 .K... 0.00-99.9  
 N... 000-999  
 P... 000-999



**GM5-OR**  
 E  
 .J... 0.00-9.99  
 .J... 0.00-99.9  
 .K... 0.00-9.99  
 .K... 0.00-99.9  
 N... 000-999  
 P... 000-999



**DAT12R**  
 S .... 8001-9000

HUF - VALEO

HUF - VALEO

H...L.00.0-99.9

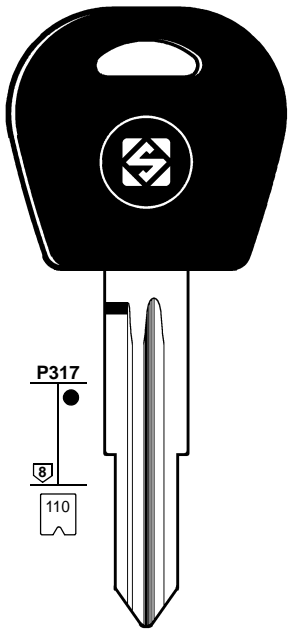
H...L.00.0-99.9

H...L.00.0-99.9



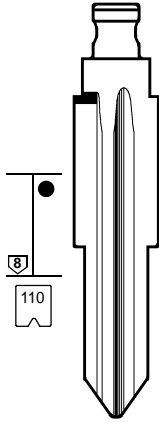
FOR:  
PER:

# CHEVROLET USA



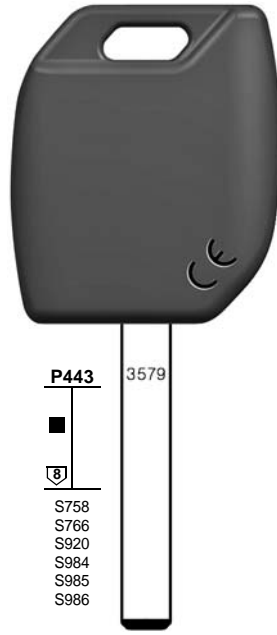
P317  
8  
110

**DWO4RAP**  
J ..... 1-1200  
M ..... 1-1200



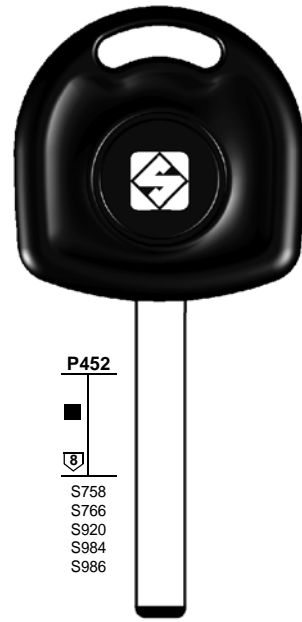
8  
110

**DWO4RFH** **FH FLIP**  
J ..... 1-1200  
T ..... 1-1200  
M ..... 1-1200



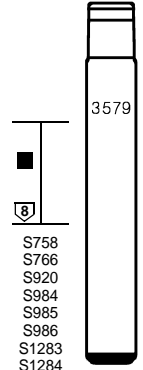
P443 3579  
8  
S758  
S766  
S920  
S984  
S985  
S986

**HU100MH** **MH KEY**  
Z ..... 1-2000  
Z ..... 2001-4000  
Z ..... 4001-6000



P452  
8  
S758  
S766  
S920  
S984  
S986

**HU100TE** **TE KEY**  
Z ..... 1-2000  
Z ..... 2001-4000  
Z ..... 4001-6000



3579  
8  
S758  
S766  
S920  
S984  
S985  
S986  
S1283  
S1284

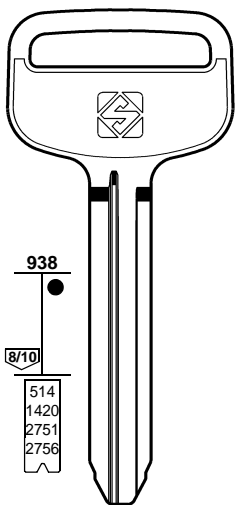
**HU100FH** **FH FLIP**  
Z ..... 1-2000  
Z ..... 2001-4000  
Z ..... 4001-6000  
..... 0001-3679

HUF - VALEO

HUF - VALEO

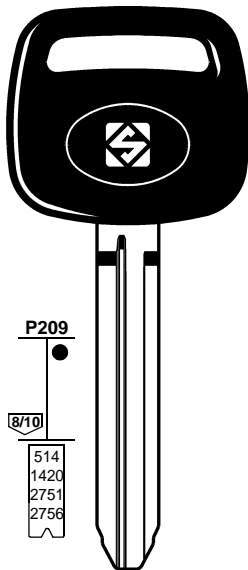
FOR:  
PER:

# CHEVROLET USA



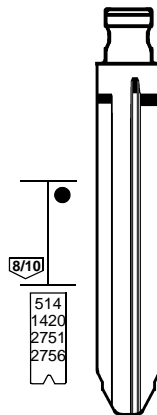
938  
8/10  
514  
1420  
2751  
2756

**TOY43R**  
.....  
10001-15000  
50000-59999  
60000-69999  
70000-75928



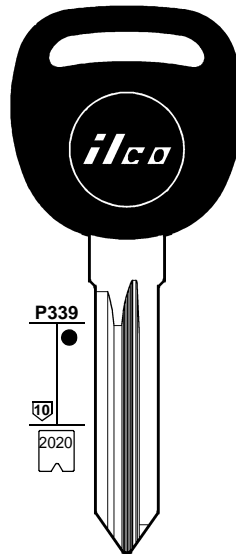
P209  
8/10  
514  
1420  
2751  
2756

**TOY43RP**  
.....  
10001-15000  
50000-59999  
60000-69999  
70000-75928



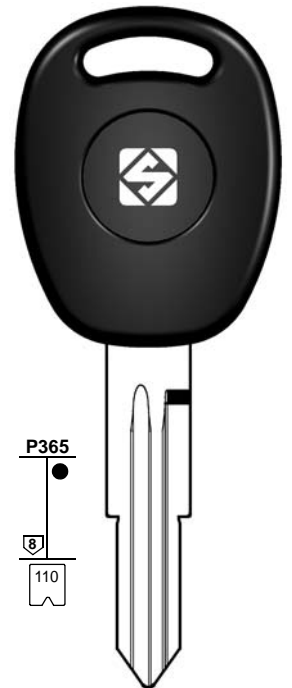
8/10  
514  
1420  
2751  
2756

**TOY43RFH** **FH FLIP**  
..... 1001-15000  
..... 70000-75928



P339  
10  
2020

**B111-PT**  
G ..... 0-3631



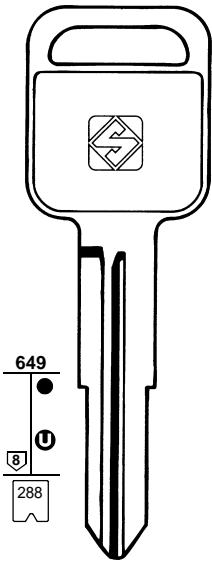
P365  
8  
110

**DWO4CT6**  
J ..... 1-1200  
M ..... 1-1200

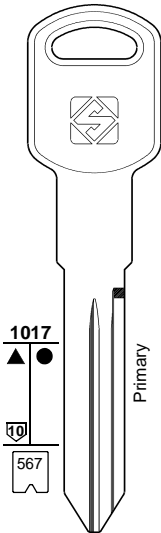


FOR:  
PER:

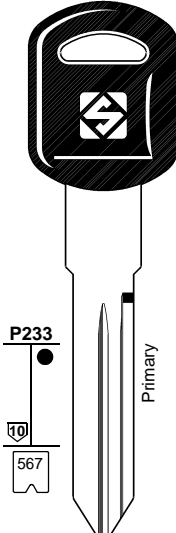
# CHEVROLET USA



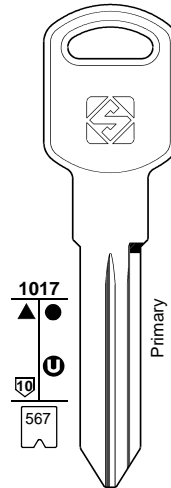
**GM18R**  
..... 18100-19299  
..... 19300-19617



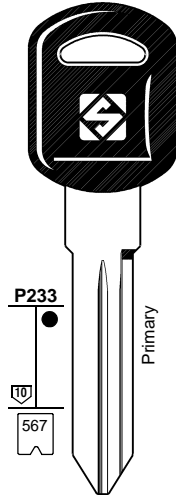
**GM39**  
..... AA00-7T51  
..... S000A-S711K



**GM39EP**  
..... AA00-7T51  
..... S000A-S711K



**GM40**  
..... AA00-7T51  
..... S000A-S711K



**GM40EP**  
..... AA00-7T51  
..... S000A-S711K

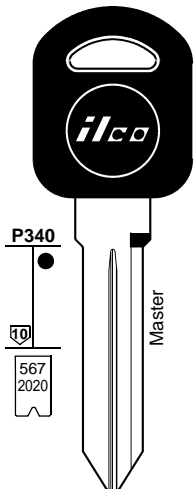
BRIGGS & STRATTON

BRIGGS & STRATTON

BRIGGS & STRATTON

FOR:  
PER:

# CHEVROLET USA



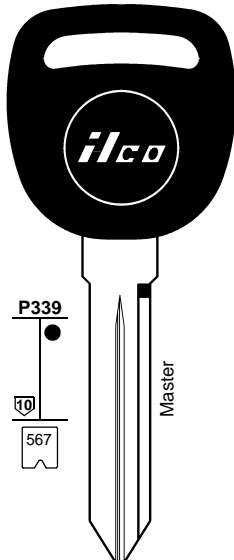
..... 1-1988  
H..... 1-3988  
O..... 5000-6999  
..... S000A-S711K



**B97-PT**



**B97-PT5**



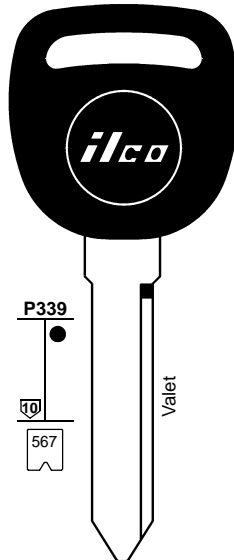
..... 1-1988  
H..... 1-3988  
O..... 5000-6999  
..... S000A-S711K



**B99-PT**



**B99-PT5**



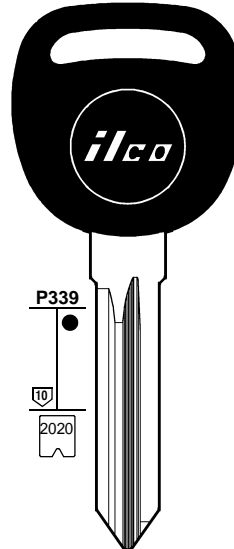
..... 1-1988  
H..... 1-3988  
O..... 5000-6999  
..... S000A-S711K



**B100-PT**



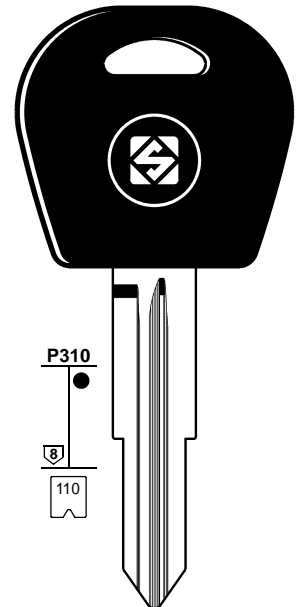
**B100-PT5**



G..... 0-3631



**B111-PT**



T..... 1-1200


















**DW05RT5**

BRIGGS & STRATTON

BRIGGS & STRATTON



1	2	2a	3	3a	3b	e1+e2		6	42+71	72	43+44a	12	15
						<b>GTI COMPATIBLE</b>		<b>IGNITION</b> 					
<b>CAR MAKE MODEL</b>	FROM	TO	SILCA REF.	SILCA REF.	SILCA REF.	COPY	GEN.	TRANSP. TYPE	FAST COPY PLUS RW4 PLUS FAST COPY/RW4	FAST COPY PLUS RW4 PLUS	FAST COPY RW4	STP	
													

For more info on the uses of car keys, refer to the Silca Electronic Keys Catalogue: 

### CHEVROLET USA

SUBURBAN	1995	1998	GM40										
SUBURBAN	1999	2006											
SUBURBAN	2007		B111-PT					PH / CR2	46				
S-10 BLAZER	1996	1997	GM39EP										
S-10 BLAZER	1996	1997	GM40										
S-10 BLAZER	1996	1997	GM39										
S-10 BLAZER	1996	1997	GM40EP										
S-10 PICK UP	1995	1998	GM40										
S-10 PICK UP	1995	1998	GM39EP										
S-10 PICK UP	1995	1998	GM39										
S-10 PICK UP	1995	1998	GM40EP										
S-10 PICK UP	1999	2004											
TAHOE	2000	2006	GM40										
TAHOE	2007		B111-PT					PH / CR2	46				A
TRACKER	1998	2004	GM18R										
TRAILBLAZER	2006		B111-PT					PH / CR2	46				
TRAVERSE	2009		B111-PT					PH / CR2	46				
UPLANDER	2005	2005						MEG	13				A
UPLANDER	2005	2006	B97-PT					MEG	13				A
UPLANDER	2005	2006	B97-PT5					MEG	13	Y	Y		
UPLANDER	2007	2008	B99-PT					MEG	13				A
UPLANDER	2007	2008	B100-PT					MEG	13				A
UPLANDER	2007	2008	B99-PT5					MEG	13	Y	Y		
UPLANDER	2007	2008	B100-PT5					MEG	13	Y	Y		
VENTURE	1997	1997	GM39										
VENTURE	1997	1997	GM40										
VENTURE	1997	1997	GM39EP										
VENTURE	1997	1997	GM40EP										
VENTURE	1999	2002	B97-PT					MEG	13				A
VENTURE	1999	2002	B97-PT5					MEG	13	Y	Y		
VENTURE	2003	2005	B97-PT					MEG	13				G
VENTURE	2003	2005	B97-PT5					MEG	13	Y	Y		
VIVANT	2004	2007	DWO5RT5					MEG	13	Y	Y		

FOR:  
PER:

# CHEVROLET USA



P443



S758  
S766  
S920  
S984  
S985  
S986

3579



**HU100MH**

Z . . . . 1-2000  
Z . . . . 2001-4000  
Z . . . . 4001-6000



P452



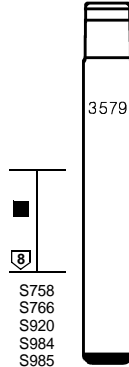
S758  
S766  
S920  
S984  
S986

3579



**HU100TE**

Z . . . . 1-2000  
Z . . . . 2001-4000  
Z . . . . 4001-6000



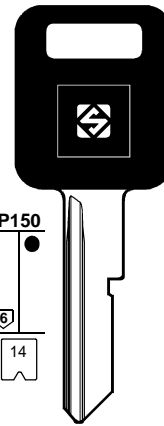
S758  
S766  
S920  
S984  
S985  
S986  
S1283  
S1284

3579



**HU100FH**

Z . . . . 1-2000  
Z . . . . 2001-4000  
Z . . . . 4001-6000  
. . . . . 0001-3679



P150

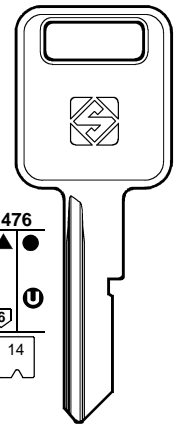


14



**GM5CP**

E  
. . J . . 0.00-9.99  
. . J . . 00.0-99.9  
. . K . . 0.00-9.99  
. . K . . 00.0-99.9  
N . . . 000-999  
P . . . 000-999  
H . . L.00.0-99.9



476



14



**GM5-OR**

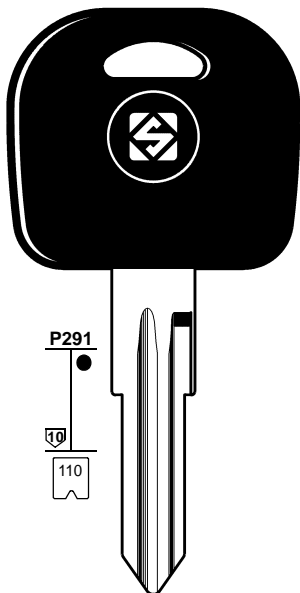
E  
. . J . . 0.00-9.99  
. . J . . 00.0-99.9  
. . K . . 0.00-9.99  
. . K . . 00.0-99.9  
N . . . 000-999  
P . . . 000-999  
H . . L.00.0-99.9

HUF - VALEO

HUF - VALEO

FOR:  
PER:

# CHEVROLET-DAEWOO



P291



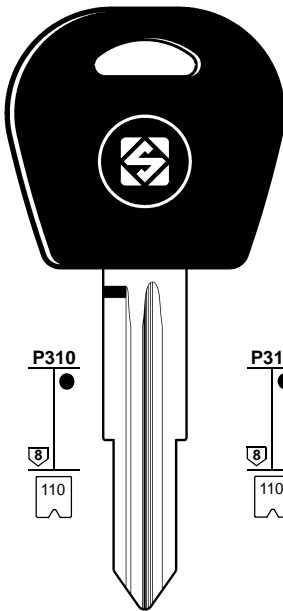
110



**HU46AT5**

S . . . . 5298-6300

HUF



P310



110



**DWO4RT6**

J . . . . 1-1200



P310

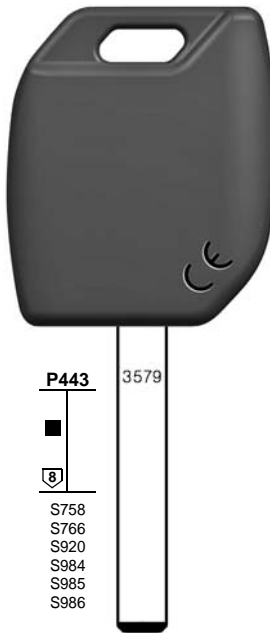


110



**DWO4RFH**

J . . . . 1-1200  
T . . . . 1-1200  
M . . . . 1-1200



P443



S758  
S766  
S920  
S984  
S985  
S986

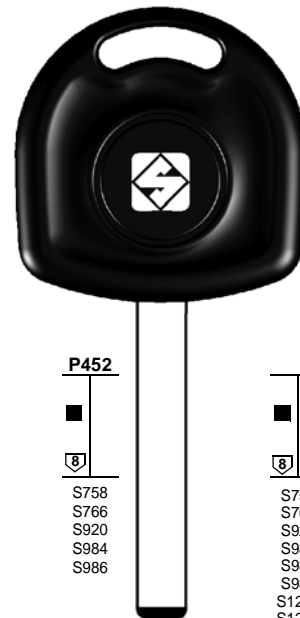
3579



**HU100MH**

Z . . . . 1-2000  
Z . . . . 2001-4000  
Z . . . . 4001-6000

HUF - VALEO



P452



S758  
S766  
S920  
S984  
S986



**HU100TE**

Z . . . . 1-2000  
Z . . . . 2001-4000  
Z . . . . 4001-6000



3579



S758  
S766  
S920  
S984  
S985  
S986  
S1283  
S1284



**HU100FH**

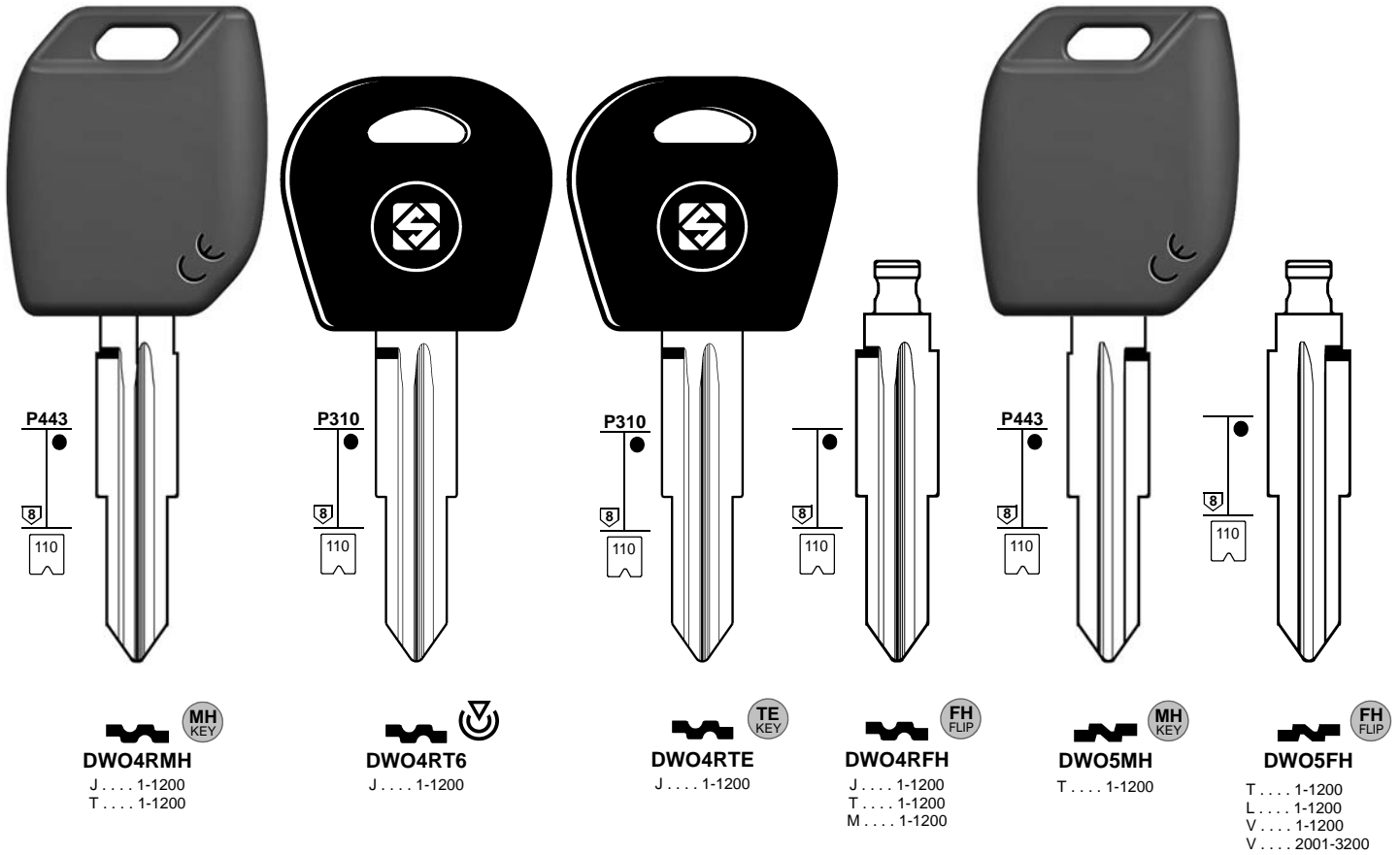
Z . . . . 1-2000  
Z . . . . 2001-4000  
Z . . . . 4001-6000  
. . . . . 0001-3679

HUF - VALEO



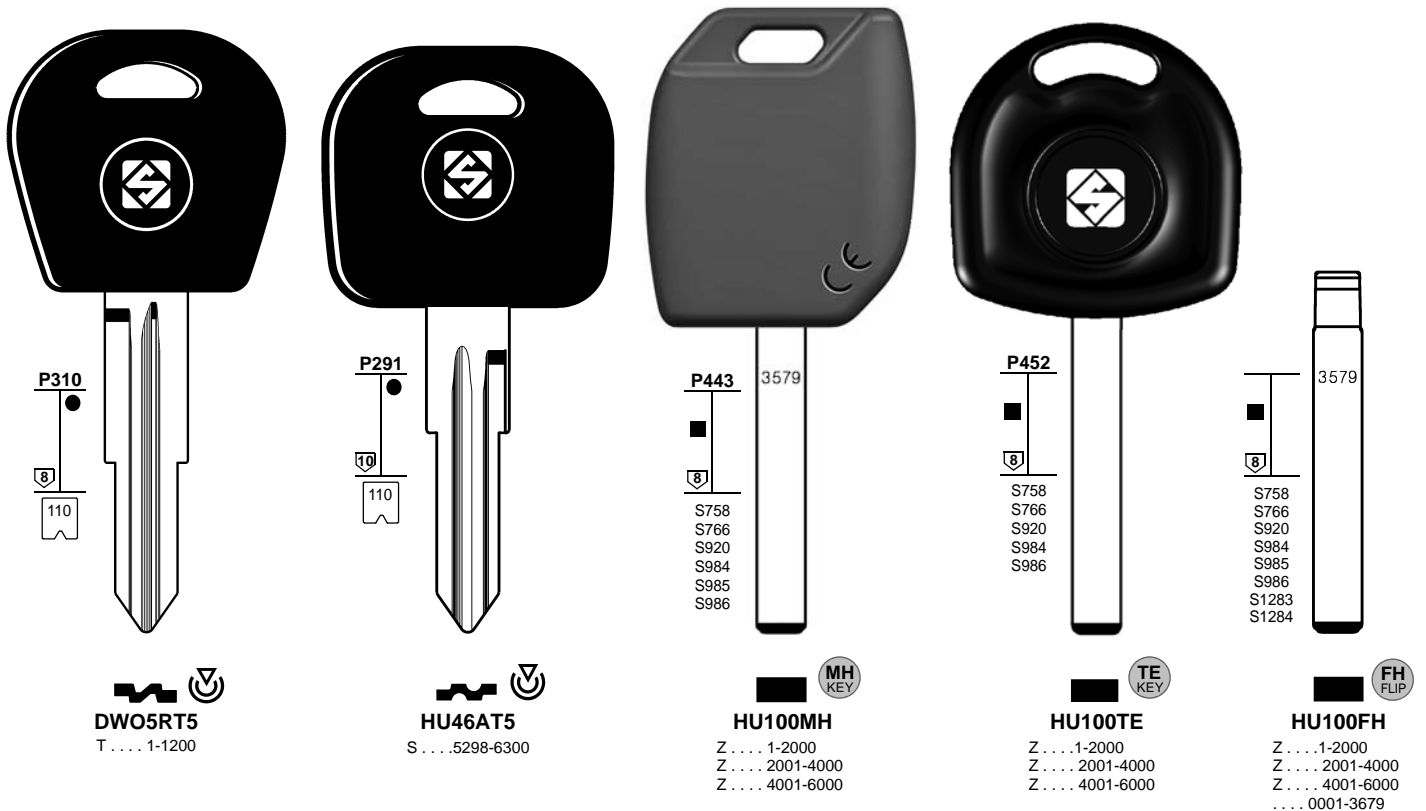
FOR:  
PER:

## CHEVROLET-DAEWOO



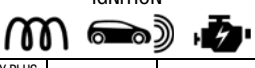













FOR:  
PER:

## CHEVROLET-DAEWOO



HUF - VALEO

HUF - VALEO

1	2	2a	3	3a	3b	e1+e2	6	42+71	72	43+44a	12	15	
						<b>GTI COMPATIBLE</b>	IGNITION 						
<b>CAR MAKE MODEL</b>	FROM	TO	SILCA REF.	SILCA REF.	SILCA REF.	COPY	GEN.	TRANSP. TYPE	FAST COPY PLUS RW4 PLUS FAST COPY/RW4	FAST COPY PLUS RW4 PLUS	FAST COPY RW4	STP	
													

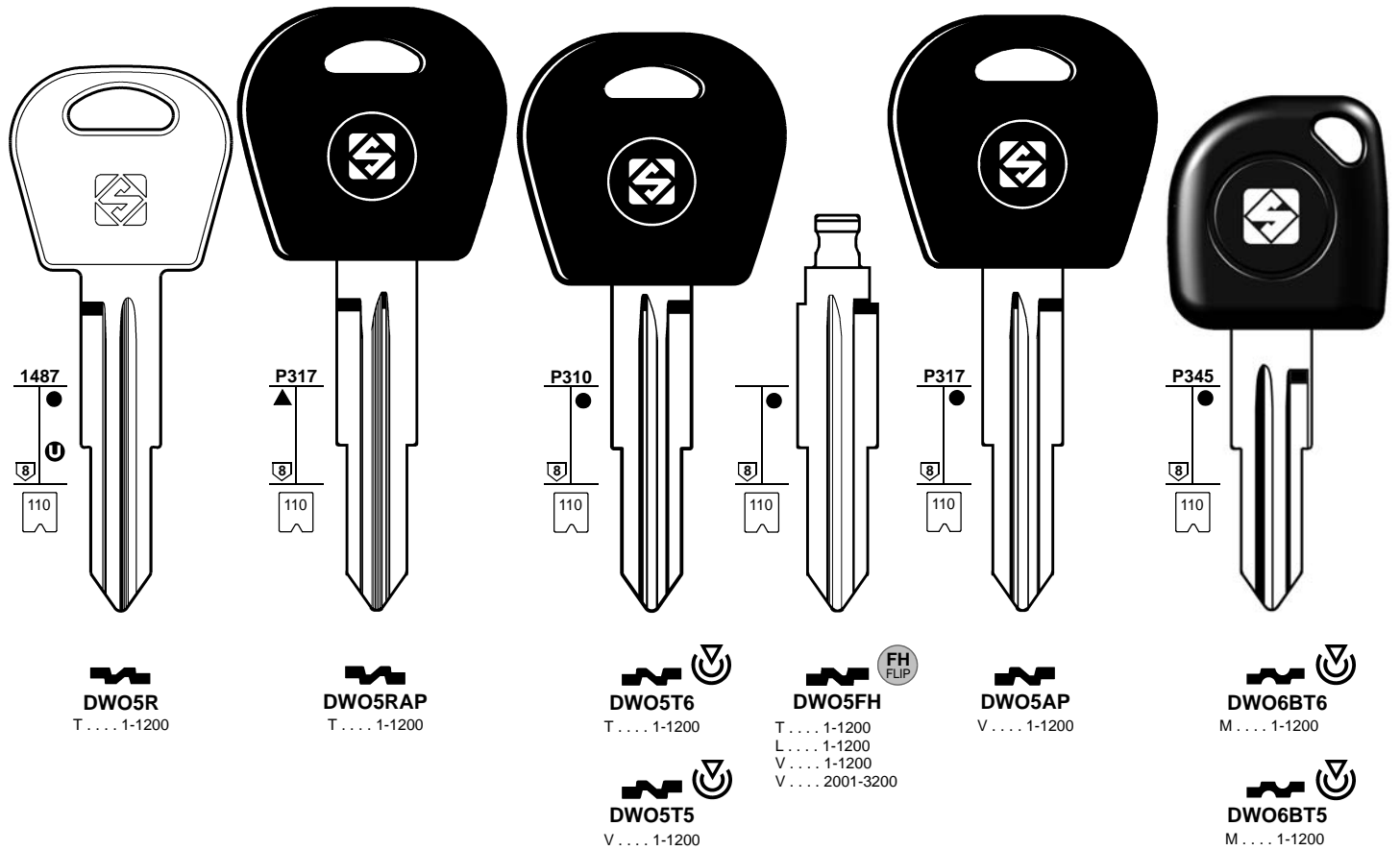
For more info on the uses of car keys, refer to the Silca Electronic Keys Catalogue: 

**CHEVROLET-DAEWOO**

CAPTIVA	2006							PH / CR2	46				
CAPTIVA	2006		DWO5MH		DWO5FH	Y		PH / CR2	46	Y	P-BOX		
CRUZE	2009							PH / CR2	46				
CRUZE	2009		HU100MH	HU100TE	HU100FH	Y		PH / CR2	46	Y	P-BOX		
EPICA	2006							TEX / CR	60				
EPICA	2006		DWO5MH		DWO5FH	Y	Y	TEX / CR	60	Y	P-BOX		
EPICA	2008							TEX / CR	XX				
EPICA	2008		DWO5MH		DWO5FH	Y		TEX / CR	XX	Y	P-BOX		
ESPERO	1995	1997	HU46AT5					MEG	13	Y	Y	M-V	
EVANDA	2003	2006						TEX / CR	60				
EVANDA	2003	2006	DWO5MH		DWO5FH	Y	Y	TEX / CR	60	Y	P-BOX		
KALOS	2002	2006	DWO4RT6		DWO4RFH			MEG / CR	48-A				
KALOS	2002	2006						MEG / CR	48-A	Y	Y		
LACETTI	2002	2004	DWO4RT6		DWO4RFH			MEG / CR	48-A				
LACETTI	2002	2004						MEG / CR	48-A	Y	Y		
LACETTI	2004	2009						TEX / CR	60				
LACETTI	2004	2009	DWO4RMH	DWO4RTE	DWO4RFH	Y	Y	TEX / CR	60	Y	P-BOX		
LANOS	1997	2002	DWO5RT5					MEG	13	Y	Y	M-V	

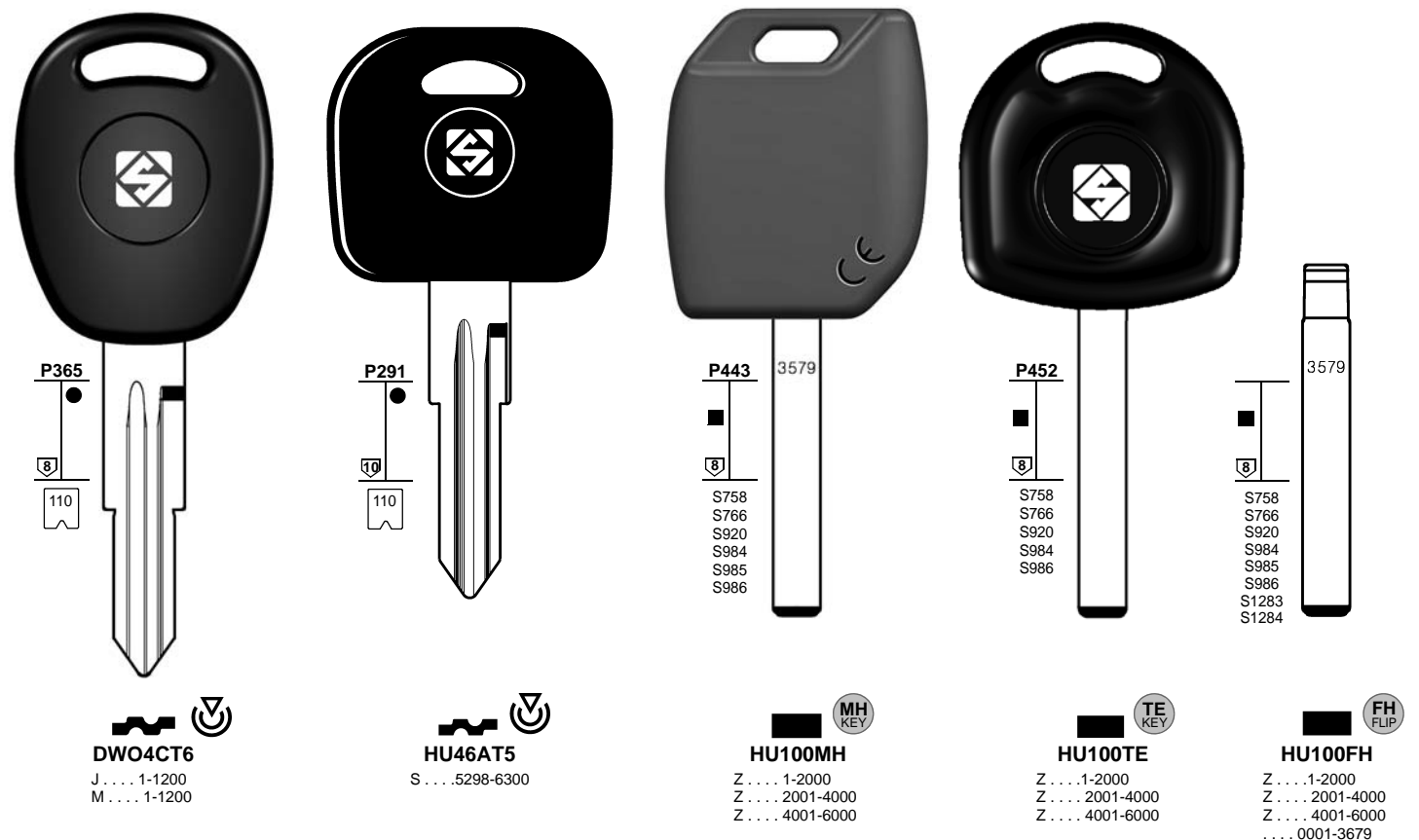
FOR:  
PER:

# CHEVROLET-DAEWOO



FOR:  
PER:

# CHEVROLET-DAEWOO



VALEO

VALEO

1	2	2a	3	3a	3b	e1+e2		6	42+71	72	43+44a	12	15
						GTI COMPATIBLE		IGNITION					
CAR MAKE MODEL	FROM	TO	SILCA REF.	SILCA REF.	SILCA REF.	COPY	GEN.	TRANSP. TYPE	FAST COPY PLUS RW4 PLUS FAST COPY/RW4	FAST COPY PLUS RW4 PLUS	FAST COPY RW4	STP	
For more info on the uses of car keys, refer to the Silca Electronic Keys Catalogue:													
<b>CHEVROLET-DAEWOO</b>													
LANOS	1997	2002	DWO5R										
LANOS	1997	2002	DWO5RAP										
LANOS	2002	2004						MEG / CR	48-A	Y	Y		
LEGANZA	1997	2000	DWO5T5		DWO5FH			MEG	13	Y	Y	M-V	
LEGANZA	1997	2000	DWO5AP		DWO5FH								
LEGANZA	2000	2008	DWO5T6		DWO5FH			MEG / CR	48-A				
LEGANZA	2000	2008						MEG / CR	48-A	Y	Y		
LEGANZA (USA)	2001	2004	DWO5T5		DWO5FH			MEG	13	Y	Y		
MALIBU	2012							PH / CR2	46				
MALIBU	2012		HU100MH	HU100TE	HU100FH	Y		PH / CR2	46	Y	P-BOX		
MATIZ	1998	2000	DWO6BT5					MEG	13	Y	Y	M-V	
MATIZ	2001	2005	DWO6BT6					MEG / CR	48-A				
MATIZ	2001	2005						MEG / CR	48-A	Y	Y		
MATIZ	2006		DWO4CT6					MEG / CR	48-A				
MATIZ	2006							MEG / CR	48-A	Y	Y		
NEXIA	1995	1997	HU46AT5					MEG	13	Y	Y	M-V	

FOR:  
PER:

# CHEVROLET-DAEWOO

**1487**  
8 110

**P317**  
8 110

**P310**  
8 110

**P310**  
8 110

**P443**  
8 110

**DWO4R**  
J . . . . 1-1200

**DWO4RAP**  
J . . . . 1-1200  
M . . . . 1-1200

**DWO4RT6**  
J . . . . 1-1200

**DWO4RT5**  
J . . . . 1-1200

**DWO4RTE**  
J . . . . 1-1200

**DWO4RMH**  
J . . . . 1-1200  
T . . . . 1-1200

TE KEY

MH KEY

FOR:  
PER:

# CHEVROLET-DAEWOO

**P365**  
8 110

**P384**  
8 110

**P443** 3579  
8 110  
S758  
S766  
S920  
S984  
S985  
S986

**P452**  
8 110  
S758  
S766  
S920  
S984  
S986

**P452** 3579  
8 110  
S758  
S766  
S920  
S984  
S985  
S986  
S1283  
S1284

**DWO4RFH**  
J . . . . 1-1200  
T . . . . 1-1200

**DWO4CT6**  
J . . . . 1-1200  
M . . . . 1-1200

**DWO7BP**

**HU100MH**  
Z . . . . 1-2000  
Z . . . . 2001-4000  
Z . . . . 4001-6000

**HU100TE**  
Z . . . . 1-2000  
Z . . . . 2001-4000  
Z . . . . 4001-6000

**HU100FH**  
Z . . . . 1-2000  
Z . . . . 2001-4000  
Z . . . . 4001-6000  
. . . . 0001-3679

FH FLIP

MH KEY

TE KEY

FH FLIP

HUF - VALEO

HUF - VALEO





FOR:  
PER:

# CHRYSLER

**P135**  
▲ ●  
7  
537  
745

**1128**  
●  
U  
7/8  
537  
745

**P270**  
●  
7/8  
537  
745

**P462**  
●  
7/8  
537  
745

**P443**  
●  
7/8  
537  
745

**P443**  
●  
7/8  
537  
745

**CY22P**  
M . . . . 1-2618  
FL . . . . 1-262  
L . . . . 1-3580

**CY24**  
L . . . . 1-3580  
M . . . . 1-2618

**CY24BP**  
L . . . . 1-3580  
M . . . . 1-2618

**CY24TE** **TE KEY**  
L . . . . 1-3580  
M . . . . 1-2618

**CY24MH** **MH KEY**  
L . . . . 1-3580  
M . . . . 1-2618

**CY24FH** **FH FLIP**  
L . . . . 1-3580  
M . . . . 1-2618  
FT . . . . 1001-3000

FOR:  
PER:

# CHRYSLER

**P337**  
●  
7/8  
537  
745

**P337**  
●  
8  
754

**P337**  
●  
7/8  
537  
745

















**P442**  
●  
7/8  
537  
745

**Y160-PT**  
L . . . . 1-3580  
M . . . . 1-2618

**Y162-PT**  
M . . . . 1-2618

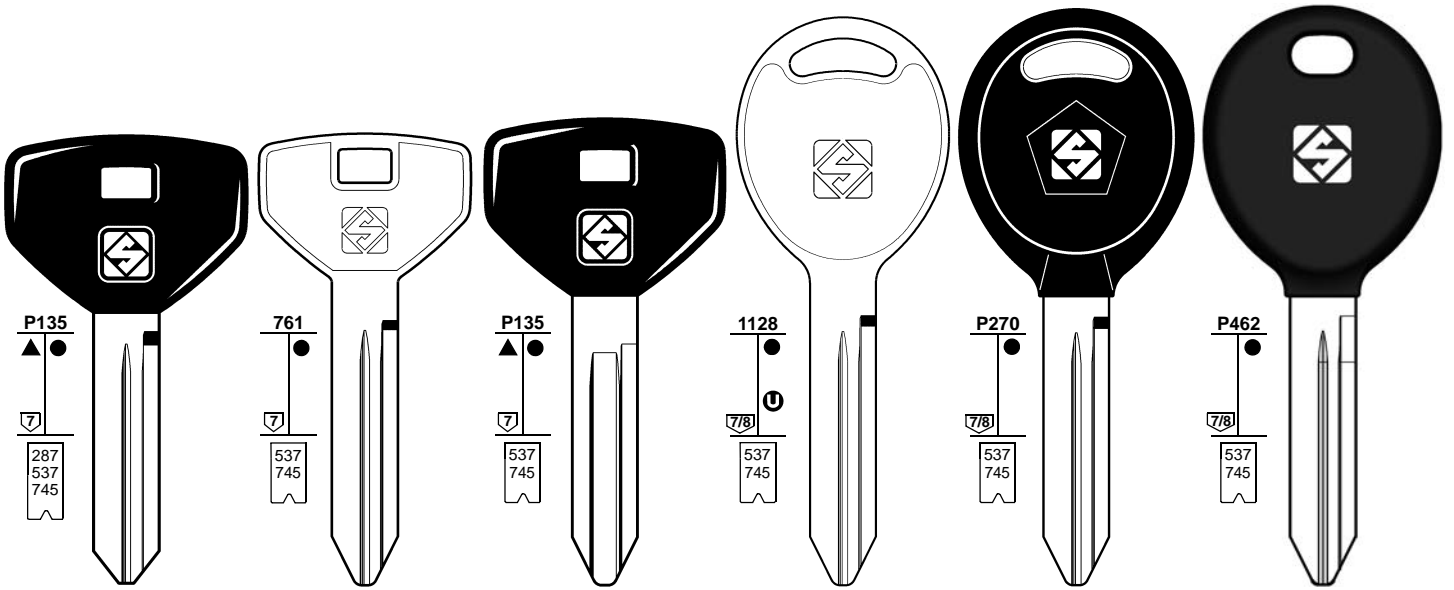
**Y164-PT**  
L . . . . 1-3580  
M . . . . 1-2618

**EK3P-Y170**  
L . . . . 1-3580  
M . . . . 1-2618

1	2	2a	3	3a	3b	e1+e2		6	42+71	72	43+44a	12	15
						GTI COMPATIBLE		IGNITION 					
CAR MAKE MODEL	FROM	TO	SILCA REF.	SILCA REF.	SILCA REF.	COPY	GEN.	TRANSP. TYPE	FAST COPY PLUS RW4 PLUS FAST COPY/RW4	FAST COPY PLUS RW4 PLUS	FAST COPY RW4	STP	
													
For more info on the uses of car keys, refer to the Silca Electronic Keys Catalogue: 													
<b>CHRYSLER</b>													
200	2011		Y164-PT					PH / CR2	46				
200	2011		CY24MH	CY24TE	CY24FH	Y	Y	PH / CR2	46	Y	P-BOX		
300	1998	2004	CY24MH	CY24TE	CY24FH	Y	Y	TEX / CR	64	Y	P-BOX		
300	1999	2004	Y160-PT					TEX / CR	64				F
300	2005	2008	Y164-PT					PH / CR2	46				F
300	2005	2008	CY24MH	CY24TE	CY24FH	Y	Y	PH / CR2	46	Y	P-BOX		
300	2008	2011						PH / CR2	46				
300	2008		EK3P-Y170					PH / CR2	46	Y	P-BOX		
300	2012		SMARTKEY					PH / CR2	46				
ASPEN	2007	2009	Y164-PT					PH / CR2	46				F
ASPEN	2007	2009	CY24MH	CY24TE	CY24FH	Y	Y	PH / CR2	46	Y	P-BOX		
CIRRUS	1999	2000	Y160-PT					TEX / CR	64				F
CIRRUS	1999	2000	CY24MH	CY24TE	CY24FH	Y	Y	TEX / CR	64	Y	P-BOX		
CIRRUS Convertible	2001	2002	Y160-PT					TEX / CR	64				F
CIRRUS Convertible	2001	2002	CY24MH	CY24TE	CY24FH	Y	Y	TEX / CR	64	Y	P-BOX		
CIRRUS SEDAN	2001	2002	Y160-PT					TEX / CR	64				F
CIRRUS SEDAN	2001	2002	CY24MH	CY24TE	CY24FH	Y	Y	TEX / CR	64	Y	P-BOX		
CONCORDE	1998	2004	Y160-PT					TEX / CR	64				F
CONCORDE	1998	2004	CY24MH	CY24TE	CY24FH	Y	Y	TEX / CR	64	Y	P-BOX		
CROSSFIRE	2003	2007						PH	33				
GRAND VOYAGER	1996	1997	CY24BP										
GRAND VOYAGER	1996	1997	CY24										
LHS	1999	2001	Y160-PT					TEX / CR	64				F
LHS	1999	2001	CY24MH	CY24TE	CY24FH	Y	Y	TEX / CR	64	Y	P-BOX		
NEON	2000	2005	Y160-PT					TEX / CR	64				F
NEON	2000	2005	CY24MH	CY24TE	CY24FH	Y	Y	TEX / CR	64	Y	P-BOX		
NEW YORKER	1998	2001	CY24MH	CY24TE	CY24FH	Y	Y	TEX / CR	64	Y	P-BOX		
NEW YORKER	1999	2004	Y160-PT					TEX / CR	64				F
PACIFICA	2004	2008	Y164-PT					PH / CR2	46				
PACIFICA	2004	2008	CY24MH	CY24TE	CY24FH	Y	Y	PH / CR2	46	Y	P-BOX		
PROWLER	2001	2002	CY22P										
PT CRUISER	2001	2005	Y160-PT					TEX / CR	64				F
PT CRUISER	2001	2005	CY24MH	CY24TE	CY24FH	Y	Y	TEX / CR	64	Y	P-BOX		
PT CRUISER	2006	2011	Y164-PT					PH / CR2	46				
PT CRUISER	2006	2011	CY24MH	CY24TE	CY24FH	Y	Y	PH / CR2	46	Y	P-BOX		
PT CRUISER LE	2001	2005	Y160-PT					TEX / CR	64				F
PT CRUISER LE	2001	2005	CY24MH	CY24TE	CY24FH	Y	Y	TEX / CR	64	Y	P-BOX		
SEBRING	2007	2011	Y164-PT					PH / CR2	46				
SEBRING	2007	2011	CY24MH	CY24TE	CY24FH	Y	Y	PH / CR2	46	Y	P-BOX		
SEBRING CONVERT	2001	2006	Y160-PT					TEX / CR	64				F
SEBRING CONVERT	2001	2006	CY24MH	CY24TE	CY24FH	Y	Y	TEX / CR	64	Y	P-BOX		
SEBRING CONVERT	2007	2011	Y164-PT					PH / CR2	46				
SEBRING CONVERT	2007	2011	CY24MH	CY24TE	CY24FH	Y	Y	PH / CR2	46	Y	P-BOX		
Sebring Coupè	2001	2005	Y162-PT					TEX / CR	60				
SEBRING SEDAN	1998	2006	Y160-PT					TEX / CR	64				F
SEBRING SEDAN	1999	2006	CY24MH	CY24TE	CY24FH	Y	Y	TEX / CR	64	Y	P-BOX		

FOR:  
PER:

# CHRYSLER



**CY19P**  
J . . . . 1-3580

**CY16P**  
F . . . . 0-1394  
G . . . . 0-1394  
M . . . . 1-2618  
L . . . . 1-3580

**CY23**  
M . . . . 1-2618  
L . . . . 1-3580

**CY22P**  
M . . . . 1-2618  
FL . . . 1-262  
L . . . . 1-3580

**CY24**  
L . . . . 1-3580  
M . . . . 1-2618

**CY24BP**  
L . . . . 1-3580  
M . . . . 1-2618

**CY24TE** TE KEY  
L . . . . 1-3580  
M . . . . 1-2618

FOR:  
PER:

# CHRYSLER



**CY24FH** FH FLIP  
L . . . . 1-3580  
M . . . . 1-2618  
FT . . . 1001-3000

**CY24MH** MH KEY  
L . . . . 1-3580  
M . . . . 1-2618

















**Y160-PT** U KEY  
L . . . . 1-3580  
M . . . . 1-2618

**Y162-PT** U KEY  
M . . . . 1-2618

**Y164-PT** U KEY  
L . . . . 1-3580  
M . . . . 1-2618

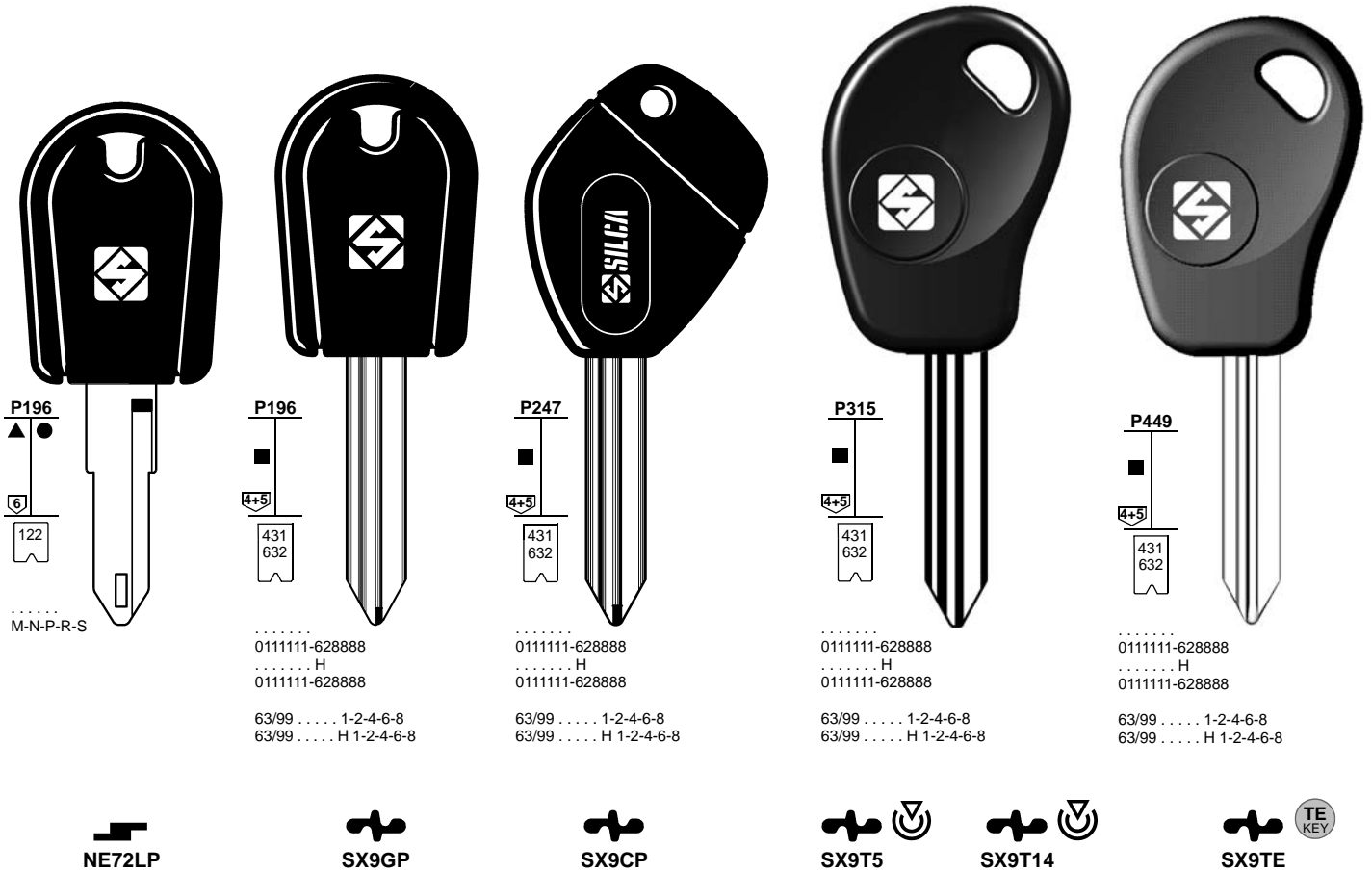
**EK3P-Y170** U KEY  
L . . . . 1-3580  
M . . . . 1-2618

MITSUBISHI

1	2	2a	3	3a	3b	e1+e2	6	42+71	72	43+44a	12	15	
						GTI COMPATIBLE	IGNITION 						
CAR MAKE MODEL	FROM	TO	SILCA REF.	SILCA REF.	SILCA REF.	COPY	GEN.	TRANSP. TYPE	FAST COPY PLUS RW4 PLUS FAST COPY/RW4	FAST COPY PLUS RW4 PLUS	FAST COPY RW4	STP	
													
For more info on the uses of car keys, refer to the Silca Electronic Keys Catalogue: 													
CHRYSLER													
STRATUS	1995	1999	CY22P										
STRATUS	1995	1999	CY22P										
STRATUS	1995	1999											
STRATUS	1995	1999											
STRATUS	1995	1999	CY23										
STRATUS	1995	1999	CY23										
STRATUS	1998	2006	Y160-PT					TEX / CR	64				F
STRATUS	1998	2006	CY24MH	CY24TE	CY24FH	Y	Y	TEX / CR	64	Y	P-BOX		
STRATUS 2 DR.	2001	2005	Y162-PT					TEX / CR	60				
TOWN & COUNTRY	2001	2004	Y160-PT					TEX / CR	64				F
TOWN & COUNTRY	2001	2004	CY24MH	CY24TE	CY24FH	Y	Y	TEX / CR	64	Y	P-BOX		
TOWN & COUNTRY	2004	2007	Y164-PT					PH / CR2	46				
TOWN & COUNTRY	2004	2007	CY24MH	CY24TE	CY24FH	Y	Y	PH / CR2	46	Y	P-BOX		
TOWN & COUNTRY	2008							PH / CR2	46				
TOWN & COUNTRY	2008		EK3P-Y170					PH / CR2	46	Y	P-BOX		
VIPER	1992	1992	CY16P										
VIPER	1993	1993	CY19P										
VIPER	1994	2002	CY22P										
VIPER	2003	2006	CY24BP										
VISION	1995	1998	CY22P										
VISION	1995	1998	CY23										
VISION	1995	1998	CY23										
VISION	1998		Y160-PT					TEX / CR	64				
VISION	1998		CY24MH	CY24TE	CY24FH	Y	Y	TEX / CR	64	Y	P-BOX		
VOYAGER	1995	1998	CY22P										
VOYAGER	1995	1998	CY22P										
VOYAGER	1995	1998											
VOYAGER	1995	1998											
VOYAGER	1995	1998	CY23										
VOYAGER	1998	2003	Y160-PT					TEX / CR	64				F
VOYAGER	1998	2003	CY24MH	CY24TE	CY24FH	Y	Y	TEX / CR	64	Y	P-BOX		
VOYAGER	2004	2007	Y164-PT					PH / CR2	46				
VOYAGER	2004	2007	CY24MH	CY24TE	CY24FH	Y	Y	PH / CR2	46	Y	P-BOX		
VOYAGER	2008		EK3P-Y170					PH / CR2	46	Y	P-BOX		
VOYAGER	2008							PH / CR2	46				F
SOME MODELS	1996	1997	CY24										
SOME MODELS	1996	1997	CY24BP										

FOR:  
PER:

# CITROËN



**P196**  
▲ ●  
6  
122  
.....  
M-N-P-R-S

**P196**  
■  
4+5  
431  
632  
.....  
0111111-628888  
..... H  
0111111-628888

**P247**  
■  
4+5  
431  
632  
.....  
0111111-628888  
..... H  
0111111-628888

**P315**  
■  
4+5  
431  
632  
.....  
0111111-628888  
..... H  
0111111-628888

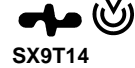

**P449**  
■  
4+5  
431  
632  
.....  
0111111-628888  
..... H  
0111111-628888

63/99 ..... 1-2-4-6-8  
63/99 ..... H 1-2-4-6-8

63/99 ..... 1-2-4-6-8  
63/99 ..... H 1-2-4-6-8

63/99 ..... 1-2-4-6-8  
63/99 ..... H 1-2-4-6-8


63/99 ..... 1-2-4-6-8  
63/99 ..... H 1-2-4-6-8



SIMPLEX

FOR:  
PER:

# CITROËN



**P443**  
■  
4+5  
431  
632

**P386**  
■  
6  
S681  
S823  
S830

**P443**  
●  
6  
S823  
S830  
S681  
S850  
S860  
S903  
S1336

●  
6  
S681  
S823  
S830  
S850  
S860  
S903  
S1336

**SX9MH**  
.....  
0111111-628888  
..... H  
0111111-628888  
  
63/99 ..... 1-2-4-6-8  
63/99 ..... H 1-2-4-6-8


















**VA2T14**  
..... 1-2-3-4-Q-5-6-7-8-H  
..... A-B-C-D-E-F

**VA6MH**  
..... 1234Q5678H  
..... ABCDEF  
..... 12897-A9999

**VA6FH**  
..... 12897-A9999  
..... ABCDEF  
..... 1234Q5678H

HUF - VALEO

HUF - VALEO

1	2	2a	3	3a	3b	e1+e2		6	42+71	72	43+44a	12	15
						<b>GTI COMPATIBLE</b>		<b>IGNITION</b>   					
<b>CAR MAKE MODEL</b>	FROM	TO	SILCA REF.	SILCA REF.	SILCA REF.	COPY	GEN.	TRANSP. TYPE	FAST COPY PLUS RW4 PLUS FAST COPY/RW4	FAST COPY PLUS RW4 PLUS	FAST COPY RW4	STP	
													

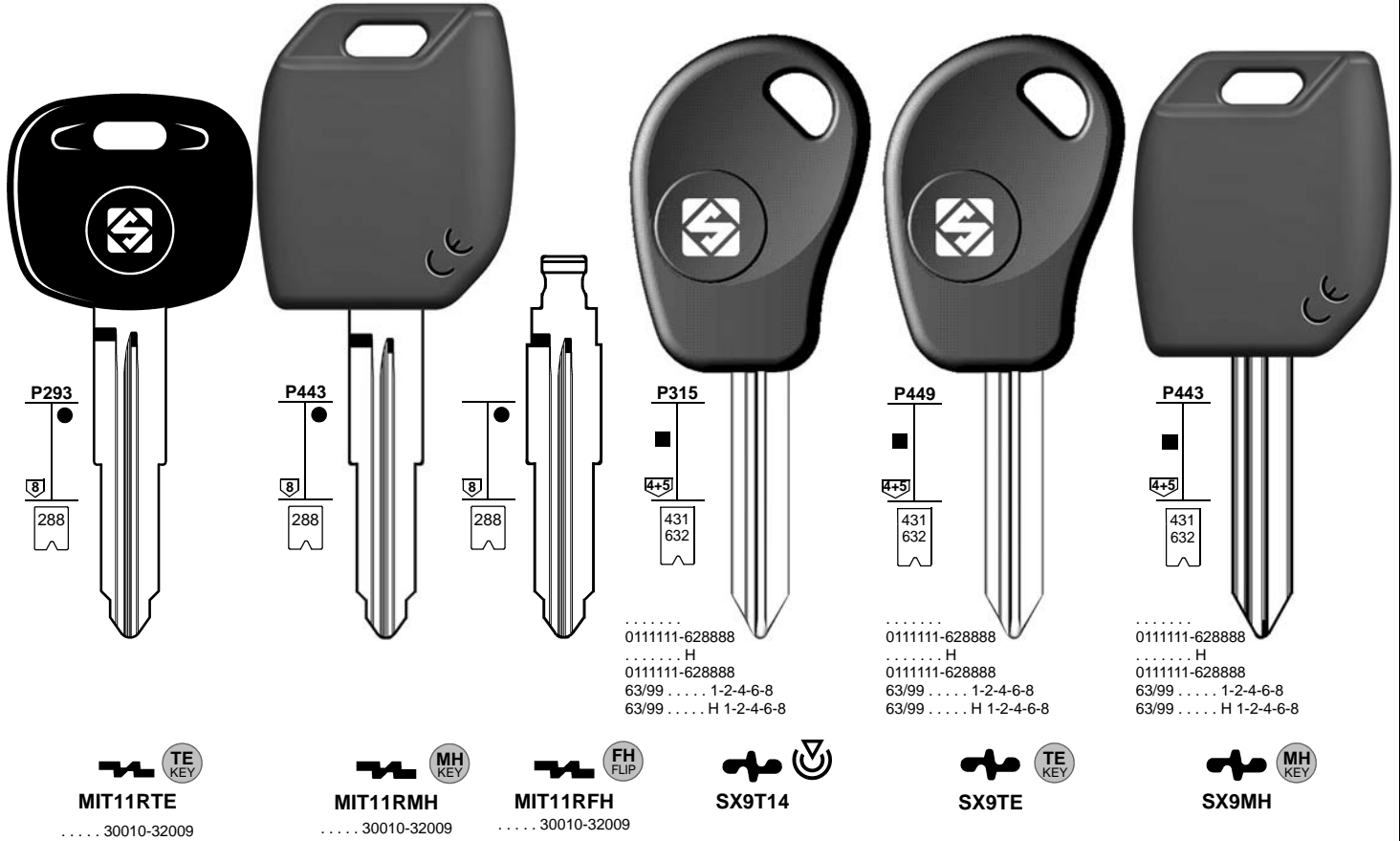
For more info on the uses of car keys, refer to the Silca Electronic Keys Catalogue: 

**CITROËN**

AX	1994	1994	NE72LP										
AX	1995	1997	SX9GP										
BERLINGO	1997	1998	SX9CP										
BERLINGO	2001	2002	SX9T14					PH / CR2	46				
BERLINGO	2001	2002	SX9MH	SX9TE		Y	Y	PH / CR2	46	Y		P-BOX	
BERLINGO	2002		VA6MH		VA6FH	Y	Y	PH / CR2	46	Y		P-BOX	
BERLINGO	2002		VA2T14					PH / CR2	46				
BERLINGO [SB]	1998	2001	SX9T5					PH	33	Y	Y	G-C	
BERLINGO [SV]	1998	2001	SX9T5					PH	33	Y	Y	G-V	

FOR:  
PER:

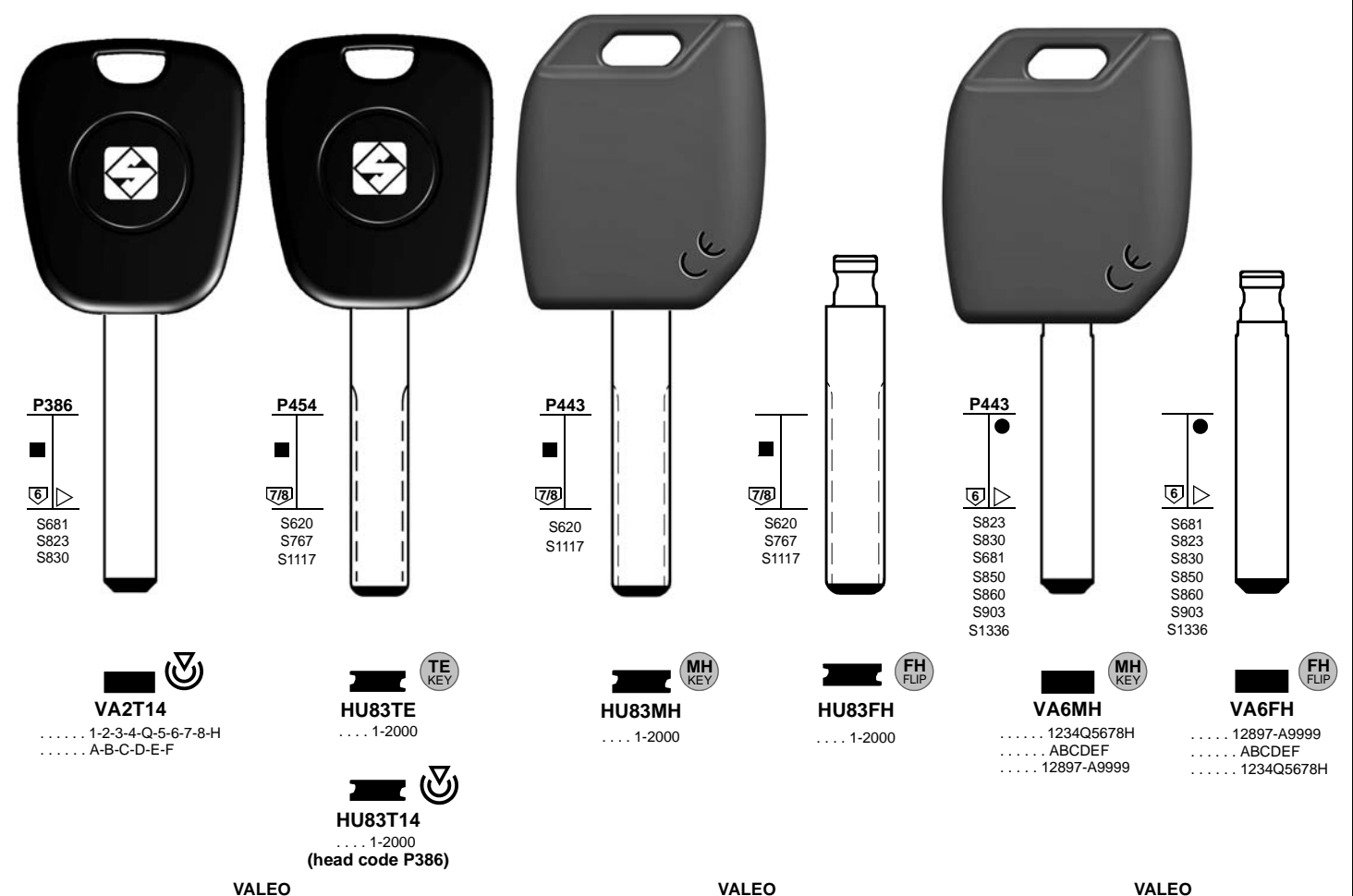
# CITROËN


















SIMPLEX

FOR:  
PER:

# CITROËN





1	2	2a	3	3a	3b	e1+e2	6	42+71	72	43+44a	12	15
						<b>GTI COMPATIBLE</b>	<b>IGNITION</b> 					
CAR MAKE MODEL	FROM	TO	SILCA REF.	SILCA REF.	SILCA REF.	COPY	GEN.	TRANSP. TYPE	FAST COPY PLUS RW4 PLUS FAST COPY/RW4	FAST COPY PLUS RW4 PLUS	FAST COPY RW4	STP
												
For more info on the uses of car keys, refer to the Silca Electronic Keys Catalogue: 												
CITROËN												
C-CROSSER	2007							PH / CR2	46			
C-CROSSER	2007		MIT11RMH	MIT11RTE	MIT11RFH	Y	Y	PH / CR2	46	Y	P-BOX	
C-ZERO	2011							PH / CR2	46			
C-ZERO	2011		MIT11RMH	MIT11RTE	MIT11RFH	Y	Y	PH / CR2	46	Y	P-BOX	
C1	2004							TEX / CR	70			
C1	2004		VA6MH		VA6FH	Y	Y	TEX / CR	70	Y	P-BOX	
C2	2003		VA2T14					PH / CR2	46			
C2	2003		VA6MH		VA6FH	Y	Y	PH / CR2	46	Y	P-BOX	
C3	2002		VA2T14					PH / CR2	46			
C3	2002		VA6MH		VA6FH	Y	Y	PH / CR2	46	Y	P-BOX	
C3 PICASSO	2008		VA6MH		VA6FH	Y	Y	PH / CR2	46	Y	P-BOX	
C4	2005		VA2T14					PH / CR2	46			
C4	2005		VA6MH		VA6FH	Y	Y	PH / CR2	46	Y	P-BOX	
C4 AIRCROSS	2012		SMARTKEY					PH / CR2	46			
C4 PICASSO	2006		HU83T14					PH / CR2	46			
C4 PICASSO	2006		HU83MH	HU83TE	HU83FH	Y	Y	PH / CR2	46	Y	P-BOX	
C5	2000	2004	SX9MH	SX9TE		Y	Y	PH / CR2	46	Y	P-BOX	
C5	2001	2005	SX9T14					PH / CR2	46			
C5	2006	2008	VA2T14					PH / CR2	46			
C5	2006	2008	VA6MH		VA6FH	Y	Y	PH / CR2	46	Y	P-BOX	
C5	2008							PH / CR2	46			
C5	2008		HU83MH	HU83TE	HU83FH	Y	Y	PH / CR2	46	Y	P-BOX	
C6	2006		VA2T14					PH / CR2	46			
C6	2006		VA6MH		VA6FH	Y	Y	PH / CR2	46	Y	P-BOX	
C8	2002		HU83T14					PH / CR2	46			
C8	2002		HU83MH	HU83TE	HU83FH	Y	Y	PH / CR2	46	Y	P-BOX	
DISPATCH	2002	2006	SX9T14					PH / CR2	46			
DISPATCH	2002	2006	SX9MH	SX9TE		Y	Y	PH / CR2	46	Y	P-BOX	
DISPATCH	2007		HU83T14					PH / CR2	46			
DISPATCH	2007		HU83MH	HU83TE	HU83FH	Y	Y	PH / CR2	46	Y	P-BOX	
DS3	2010		VA6MH		VA6FH	Y		PH / CR2	46	Y	P-BOX	
DS4	2011		VA6MH		VA6FH	Y		PH / CR2	46	Y	P-BOX	
DS5	2012		SMARTKEY					PH / CR2	46			

FOR:  
PER:

# CITROËN

 <p><b>P247</b></p> <p>■</p> <p>4+5</p> <p>431 632</p> <p>..... 0111111-628888 ..... H 0111111-628888 63/99 ..... 1-2-4-6-8 63/99 ..... H 1-2-4-6-8</p>	 <p><b>P315</b></p> <p>■</p> <p>4+5</p> <p>431 632</p> <p>..... 0111111-628888 ..... H 0111111-628888 63/99 ..... 1-2-4-6-8 63/99 ..... H 1-2-4-6-8</p>	 <p><b>P449</b></p> <p>■</p> <p>4+5</p> <p>431 632</p> <p>..... 0111111-628888 ..... H 0111111-628888 63/99 ..... 1-2-4-6-8 63/99 ..... H 1-2-4-6-8</p>	 <p><b>P443</b></p> <p>■</p> <p>4+5</p> <p>431 632</p> <p>..... 0111111-628888 ..... H 0111111-628888 63/99 ..... 1-2-4-6-8 63/99 ..... H 1-2-4-6-8</p>	 <p><b>P128</b></p> <p>▲ ●</p> <p>6/7</p> <p>108 283 437</p> <p>N ..... 6001-7000 ..... 6001-7000 V ..... 1-3056 ..... 3001-4000 J ..... 3001-6732 V ..... 5001-8058 AB ..... 6001-6891</p>
--	--	--	---	--



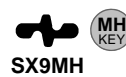
SIMPLEX



SIMPLEX



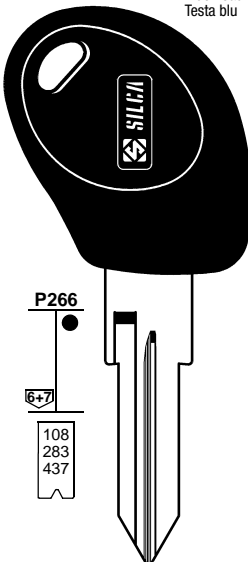
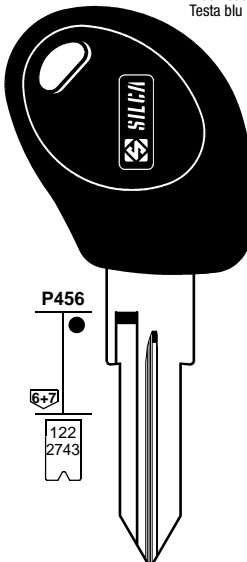
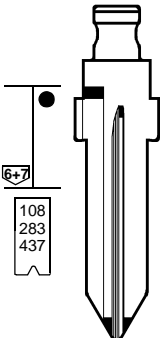
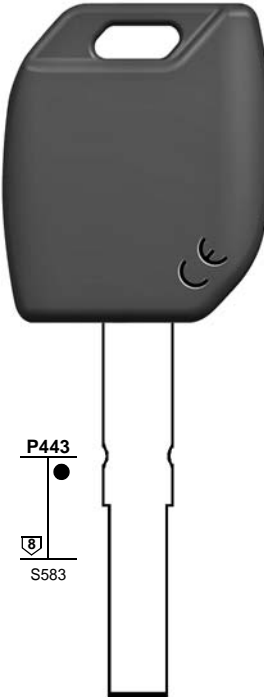
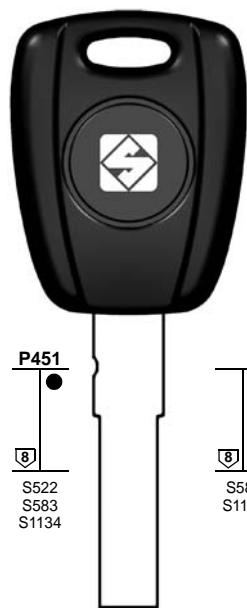

SIMPLEX



GIOBERT

FOR:  
PER:



















# CITROËN

<p>Blue head Testa blu</p>  <p><b>P266</b></p> <p>●</p> <p>6+7</p> <p>108 283 437</p> <p><b>GT10BT5</b></p> <p>..... 3001-4000 ..... 6001-7000 J ..... 3001-6732 N ..... 6001-7000 V ..... 1-3056 V ..... 5001-8058 AB ..... 6001-6891</p>	<p>Blue head Testa blu</p>  <p><b>P456</b></p> <p>●</p> <p>6+7</p> <p>122 2743</p> <p><b>GT10BTE</b></p> <p>..... 1/9 .. A/Z/AZ MNPRS ..... 0/90/9 MNPRS ..... 1/9 .. A/Z MNPRS ..... 1/9 .. A/Z MNPRS ..... 1/9 .. A/Z MNPRS ..... 1/9 .. A/Z MNPRS ..... 1/9 .. A/Z MNPRS ..... 1/9 .. A/Z MNPRS ..... 3001-4000 ..... 6001-7000</p>	 <p><b>P108</b></p> <p>●</p> <p>6+7</p> <p>108 283 437</p> <p><b>GT10FH</b></p> <p>J ..... 3001-6732 N ..... 6001-7000 V ..... 0001-3056 V ..... 5001-8058 AB ..... 6001-6891 ..... 3001-4000 ..... 6001-7000</p>	 <p><b>P443</b></p> <p>●</p> <p>8</p> <p>S583</p> <p><b>SIP36MH</b></p> <p>DE ..... 1-11210</p>	 <p><b>P451</b></p> <p>●</p> <p>8</p> <p>S522 S583 S1134</p> <p><b>SIP22TE</b></p> <p>DE ..... 1-11210</p>	 <p><b>P583</b></p> <p>●</p> <p>8</p> <p>S583 S1134</p> <p><b>SIP22FH</b></p> <p>DE ..... 1-11210</p>
--	---	--	---	---	--

GIOBERT - TRW SIPEA

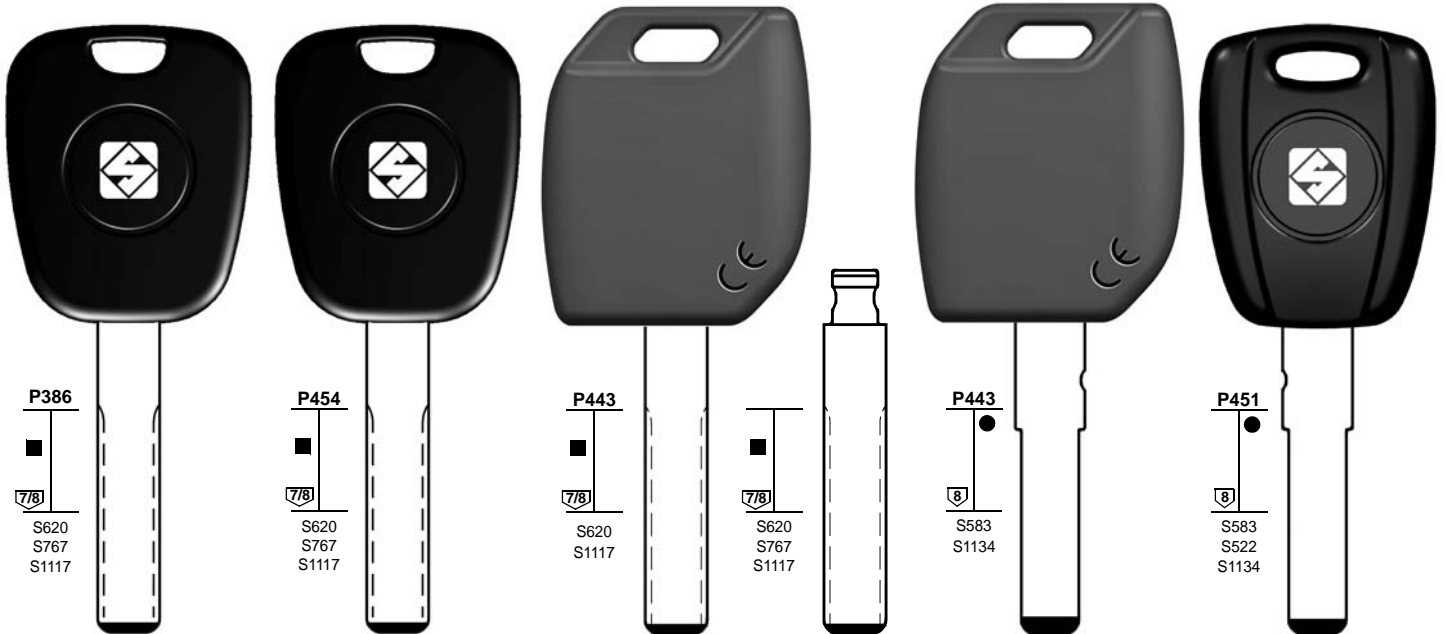
GIOBERT - TRW SIPEA

GIOBERT - TRW SIPEA

1	2	2a	3	3a	3b	e1+e2	6	42+71	72	43+44a	12	15	
						GTI COMPATIBLE		IGNITION					
								  					
CAR MAKE MODEL	FROM	TO	SILCA REF.	SILCA REF.	SILCA REF.	COPY	GEN.	TRANSP. TYPE	FAST COPY PLUS RW4 PLUS FAST COPY/RW4	FAST COPY PLUS RW4 PLUS	FAST COPY RW4	STP	
													
For more info on the uses of car keys, refer to the Silca Electronic Keys Catalogue: 													
CITROËN													
EVASION	1994	1997	SX9CP										
EVASION [SB]	1998	2002	SX9T5					PH	33	Y	Y	G-C	
EVASION [SC]	1998	2002	SX9T5					PH	33	Y	Y	G-C	
JUMPER	1996	1999	GT10P										
JUMPER	1996	2001	GT10BT5	GT10BTE	GT10FH			MEG	13	Y	Y	Meg S1	
JUMPER	2001	2005						MEG / CR	48				
JUMPER	2006							PH / CR2	46				
JUMPER	2006		SIP36MH	SIP22TE	SIP22FH	Y		PH / CR2	46	Y	P-BOX		
JUMPY	1998	2001	SX9T5					PH	33	Y	Y	G-C	
JUMPY	2002	2006	SX9T14					PH / CR2	46				
JUMPY	2002	2006	SX9MH	SX9TE		Y	Y	PH / CR2	46	Y	P-BOX		

FOR:  
PER:

# CITROËN



**HU83T14**  
.... 1-2000

**HU83TE**  
.... 1-2000

**HU83MH**  
.... 1-2000

**HU83FH**  
.... 1-2000

**SIP22MH**  
DE ..... 1-11210

**SIP22TE**  
DE ..... 1-11210

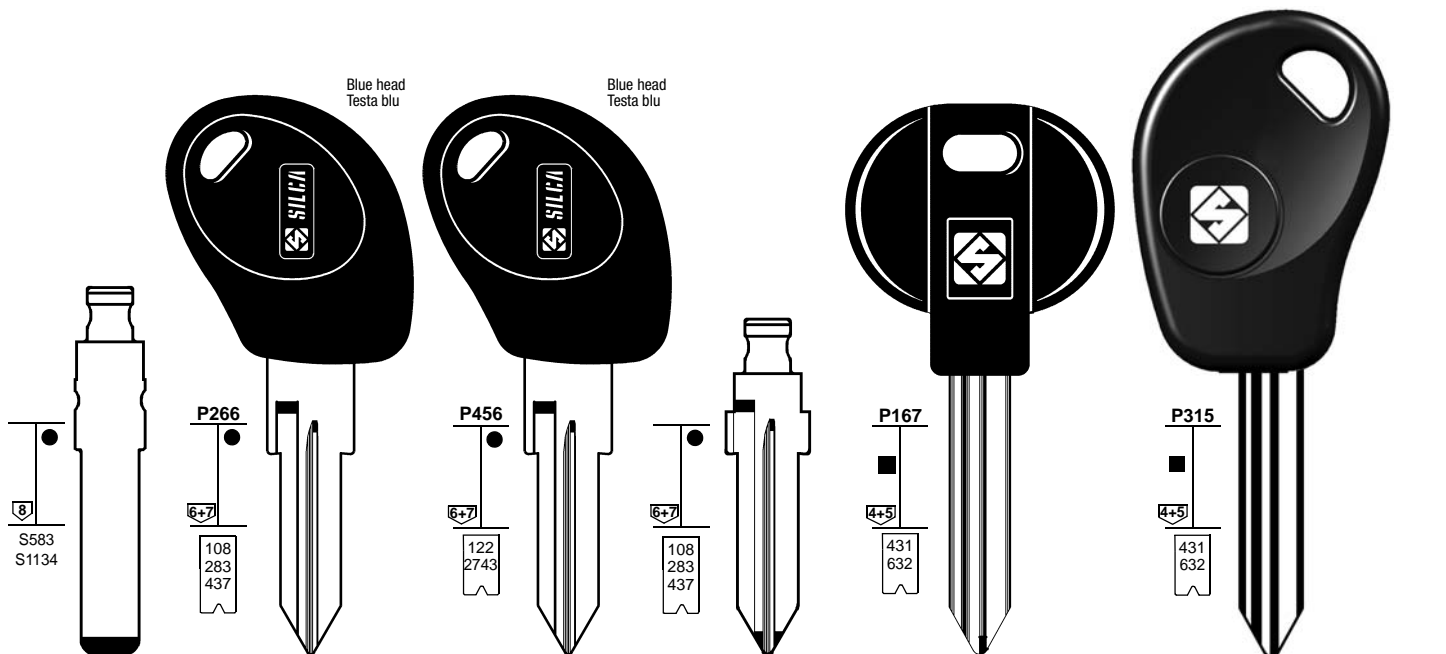
HUF - VALEO

HUF - VALEO

GIOBERT - TRW SIPEA

FOR:  
PER:

# CITROËN



**SIP22FH**  
DE ..... 1-11210

**GT10BT5**  
.... 3001-4000  
.... 6001-7000  
J ..... 3001-6732  
N ..... 6001-7000  
V ..... 1-3056  
V ..... 5001-8058  
AB ..... 6001-6891

**GT10BTE**  
.... 1/9 ... A/Z/MNPRS  
.... 0/90/9 MNPRS  
.... 1/9 ... A/Z MNPRS  
.... 1/9 ... A/Z MNPRS  
.... 1/9 ... A/Z MNPRS  
.... 1/9 ... A/Z MNPRS  
.... 1/9 ... A/Z MNPRS  
.... 1/9 ... A/Z MNPRS  
.... 3001-4000  
.... 6001-7000

**GT10FH**  
J ..... 3001-6732  
N ..... 6001-7000  
V ..... 5001-8058  
V ..... 5001-8058  
AB ..... 6001-6891  
.... 3001-4000  
.... 6001-7000

**SX9AP**  
63/99 ..... H 12468  
63/99 ..... 12468  
..... H 01111111-628888  
..... 01111111-628888

**SX9T5**  
.....  
01111111-628888  
..... H  
01111111-628888

**SX9T14**  
63/99 ..... 1-2-4-6-8  
63/99 ..... H 1-2-4-6-8

GIOBERT - TRW SIPEA

GIOBERT - TRW SIPEA

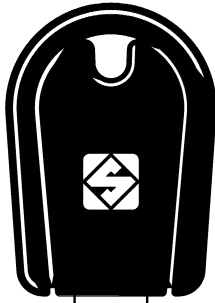
GIOBERT - TRW SIPEA

SIMPLEX



FOR:  
PER:

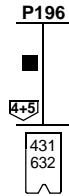

# CITROËN



M-N-P-R-S



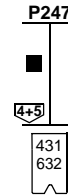

NE72LP



0111111-628888  
..... H  
0111111-628888  
63/99 ..... 1-2-4-6-8  
63/99 ..... H 1-2-4-6-8



SX9GP



0111111-628888  
..... H  
0111111-628888  
63/99 ..... 1-2-4-6-8  
63/99 ..... H 1-2-4-6-8



SX9CP

SIMPLEX

FOR:  
PER:

# CITROËN



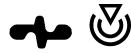
0111111-628888  
..... H  
0111111-628888  
63/99 ..... 1-2-4-6-8  
63/99 ..... H 1-2-4-6-8



SX9T5



0111111-628888  
..... H  
0111111-628888  
63/99 ..... 1-2-4-6-8  
63/99 ..... H 1-2-4-6-8



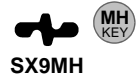
SX9T6



SX9TE



0111111-628888  
..... H  
0111111-628888  
63/99 ..... 1-2-4-6-8  
63/99 ..... H 1-2-4-6-8



SX9MH

SIMPLEX

SIMPLEX

1	2	2a	3	3a	3b	e1+e2		6	42+71	72	43+44a	12	15
---	---	----	---	----	----	-------	--	---	-------	----	--------	----	----

GTI COMPATIBLE

IGNITION



CAR MAKE MODEL	FROM	TO	SILCA REF.	SILCA REF.	SILCA REF.	COPY	GEN.	TRANSP. TYPE	FAST COPY PLUS RW4 PLUS FAST COPY/RW4	FAST COPY PLUS RW4 PLUS	FAST COPY RW4	STP	

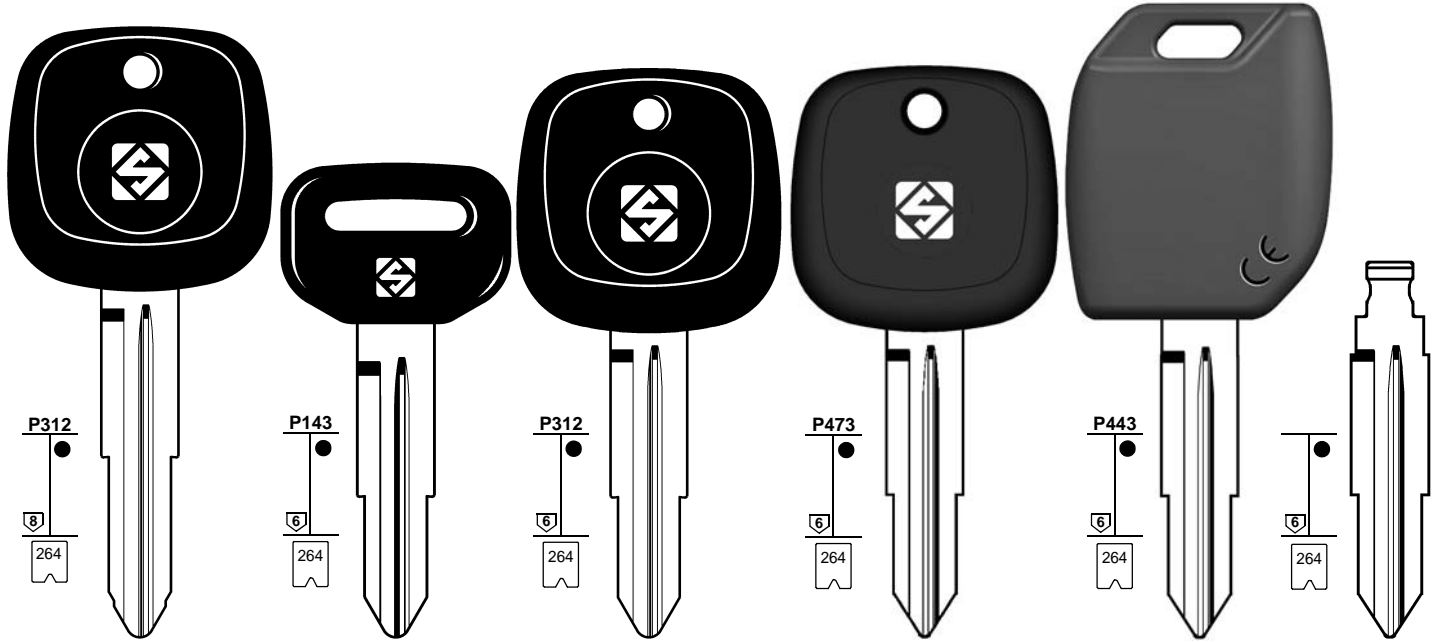
For more info on the uses of car keys, refer to the Silca Electronic Keys Catalogue:

CITROËN

SAXO	2000	2003	SX9MH	SX9TE		Y	Y	PH / CR2	46	Y	P-BOX		
SYNERGIE	1994	1997	SX9CP										
SYNERGIE	1998	2002	SX9T5					PH	33	Y	Y	G-C	
XANTIA	1998	1999	SX9T5					PH	33	Y	Y	G-C	
XANTIA	1999	2001	SX9T6					MEG / CR	48				
XSARA	2001	2006	SX9T14					PH / CR2	46				
XSARA	2001	2006	SX9MH	SX9TE		Y	Y	PH / CR2	46	Y	P-BOX		
XSARA PICASSO	2000	2006	SX9T14					PH / CR2	46				
XSARA PICASSO	2000	2006	SX9MH	SX9TE		Y	Y	PH / CR2	46	Y	P-BOX		
XSARA [SB]	1998	2001	SX9T5					PH	33	Y	Y	G-C	
XSARA [SC]	1998	2001	SX9T5					PH	33	Y	Y	G-C	
ZX	1994	1994	NE72LP										
ZX	1995	1997	SX9GP										

FOR:  
PER:

# DAIHATSU



  
**DH4RT4**  
D .... 1-3000

  
**DH5RP**  
D .... 3001-4000

  
**DH5RT4**  
D .... 3001-4000

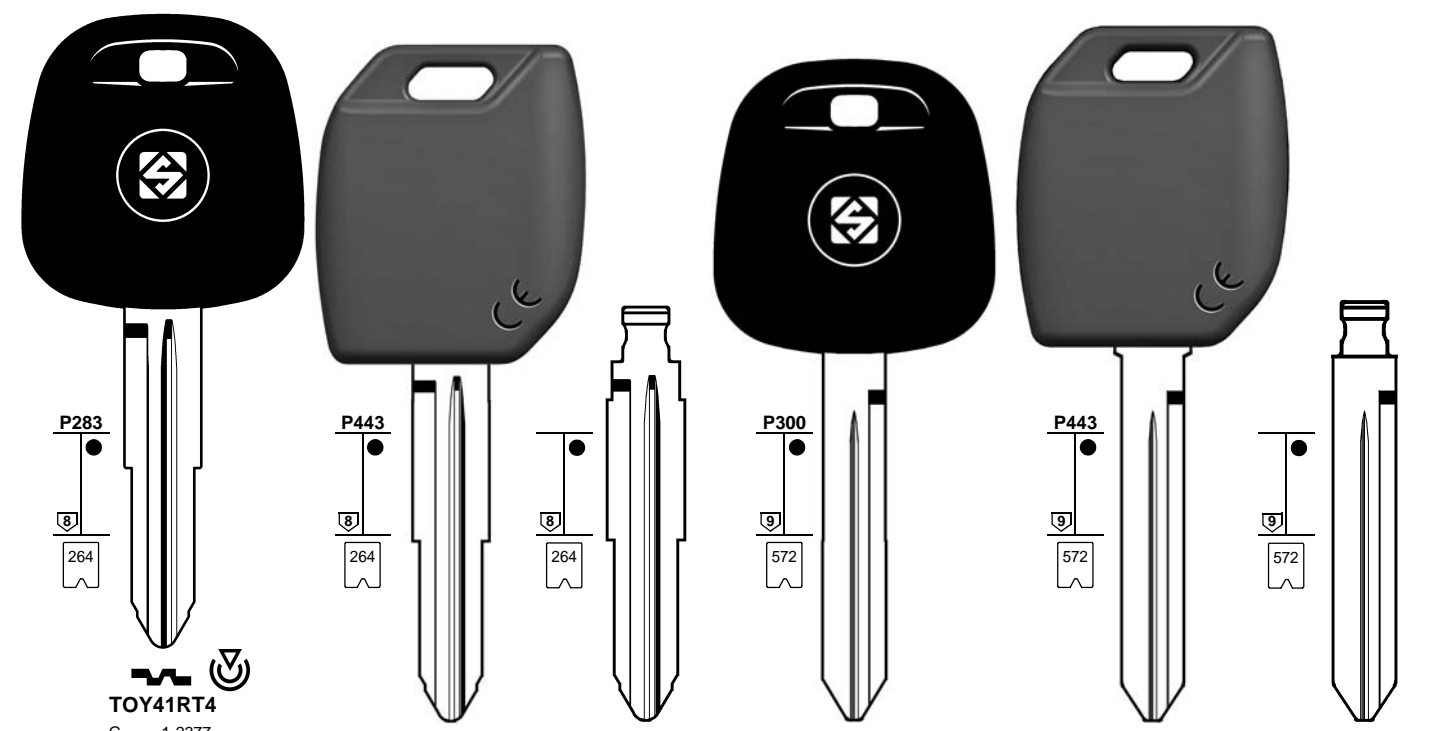
 **TE KEY**  
**DH5RTE**  
D .... 3001-4000


 **MH KEY**  
**DH5RMH**  
D .... 3001-4000

  
**DH5RFH**  
D .... 1-3000


FOR:  
PER:


# DAIHATSU



  
**TOY41RT4**  
G .... 1-2377  
P .... 1-2390  
X .... 1-2248


 **TE KEY**  
**TOY41RTE**  
D .... 1-3000  
G .... 1-2377  
P .... 1-2390  
X .... 1-2248

 **MH KEY**  
**TOY41RMH**  
D .... 1-3000  
D .... 3001-4000  
G .... 1-2377  
P .... 1-2390  
X .... 1-2248
















 **FH FLIP**  
**TOY41RFH**  
G .... 1-2377  
P .... 1-2390  
X .... 1-2248

 **TE KEY**  
**TOY47TE**  
..... 1-13284  
T .... 1-13284

 **MH KEY**  
**TOY47MH**  
..... 1-13284  
T .... 1-13284

 **FH FLIP**  
**TOY47FH**  
..... 1-13284  
T .... 1-13284



1	2	2a	3	3a	3b	e1+e2		6	42+71	72	43+44a	12	15
						<b>GTI COMPATIBLE</b>		<b>IGNITION</b> 					
<b>CAR MAKE MODEL</b>	<b>FROM</b>	<b>TO</b>	SILCA REF.	SILCA REF.	SILCA REF.	COPY	GEN.	TRANSP. TYPE	FAST COPY PLUS RW4 PLUS FAST COPY/RW4	FAST COPY PLUS RW4 PLUS	FAST COPY RW4	STP	
													

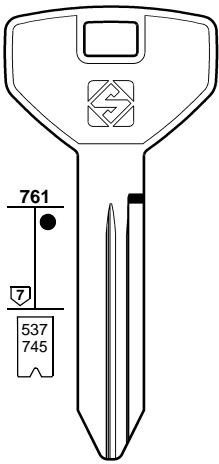
For more info on the uses of car keys, refer to the Silca Electronic Keys Catalogue: 

**DAIHATSU**

<b>CHARADE</b>	1998	2004	DH4RT4					TEXAS	4C				
<b>CHARADE</b>	1998	2004	TOY41RMH	TOY41RTE	TOY41RFH	Y	Y	TEXAS	4C	Y	P-BOX		
<b>CHARADE</b>	2011							TEX / CR	70				S11
<b>CHARADE</b>	2011		TOY47MH	TOY47TE	TOY47FH	Y	Y	TEX / CR	70	Y	P-BOX		
<b>COPEN</b>	2002		DH4RT4					TEXAS	4C				
<b>COPEN</b>	2002		TOY41RMH	TOY41RTE	TOY41RFH	Y	Y	TEXAS	4C	Y	P-BOX		
<b>CUORE</b>	1995	1998	DH5RP		DH5RFH								
<b>CUORE</b>	1998	2006	DH4RT4					TEXAS	4C				
<b>CUORE</b>	1998	2006	DH5RT4					TEXAS	4C				
<b>CUORE</b>	1998	2006	DH5RMH	DH5RTE	DH5RFH	Y	Y	TEXAS	4C	Y	P-BOX		
<b>CUORE</b>	1998	2006	TOY41RMH	TOY41RTE	TOY41RFH	Y	Y	TEXAS	4C	Y	P-BOX		
<b>CUORE</b>	2007							TEX / CR	67				
<b>CUORE</b>	2007		TOY41RMH	TOY41RTE	TOY41RFH	Y		TEX / CR	67	Y	P-BOX		
<b>FEROZA</b>	1995	1998	DH4RT4					TEXAS	4C				
<b>FEROZA</b>	1995	1998	TOY41RMH	TOY41RTE	TOY41RFH	Y	Y	TEXAS	4C	Y	P-BOX		
<b>MATERIA</b>	2006							TEX / CR	67				
<b>MATERIA</b>	2006		TOY41RMH	TOY41RTE	TOY41RFH	Y		TEX / CR	67	Y	P-BOX		
<b>MOVE</b>	1997	2002	DH5RT4					TEXAS	4C				
<b>MOVE</b>	1997	2002	DH5RMH	DH5RTE	DH5RFH	Y	Y	TEXAS	4C	Y	P-BOX		
<b>SIRION</b>	1998	2004	DH4RT4					TEXAS	4C				
<b>SIRION</b>	1998	2004	TOY41RMH	TOY41RTE	TOY41RFH	Y	Y	TEXAS	4C	Y	P-BOX		
<b>SIRION</b>	2005							TEX / CR	67				
<b>SIRION</b>	2005		TOY41RMH	TOY41RTE	TOY41RFH	Y		TEX / CR	67	Y	P-BOX		
<b>TERIOS</b>	1997	2005	DH4RT4					TEXAS	4C				
<b>TERIOS</b>	1997	2005	TOY41RMH	TOY41RTE	TOY41RFH	Y	Y	TEXAS	4C	Y	P-BOX		
<b>TERIOS</b>	2006							TEX / CR	67				
<b>TERIOS</b>	2006		TOY41RMH	TOY41RTE	TOY41RFH	Y		TEX / CR	67	Y	P-BOX		
<b>TREVIS</b>	2007							TEX / CR	67				
<b>TREVIS</b>	2007		TOY41RMH	TOY41RTE	TOY41RFH	Y		TEX / CR	67	Y	P-BOX		
<b>YRV</b>	2000	2005	DH4RT4					TEXAS	4C				
<b>YRV</b>	2000	2005	TOY41RMH	TOY41RTE	TOY41RFH	Y	Y	TEXAS	4C	Y	P-BOX		

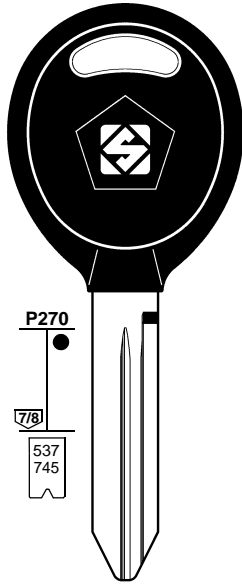
FOR:  
PER:

# DODGE

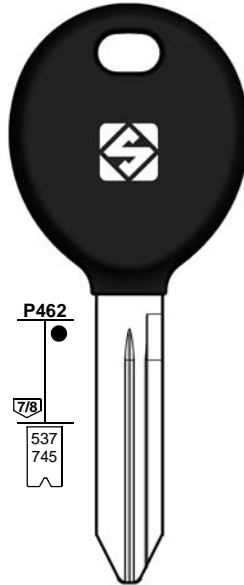


**CY23**  
M . . . . 1-2618  
L . . . . 1-3580

MITSUBISHI

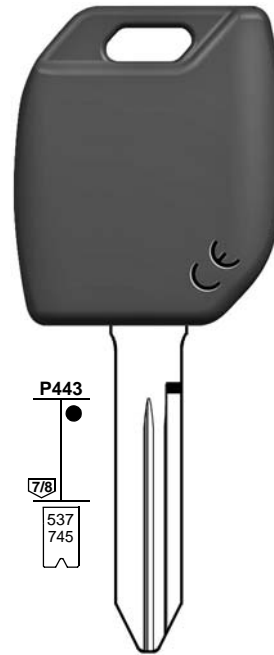


**CY24BP**  
L . . . . 1-3580  
M . . . . 1-2618



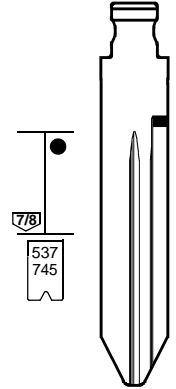
**CY24TE**  
L . . . . 1-3580  
M . . . . 1-2618

MITSUBISHI



**CY24MH**  
L . . . . 1-3580  
M . . . . 1-2618

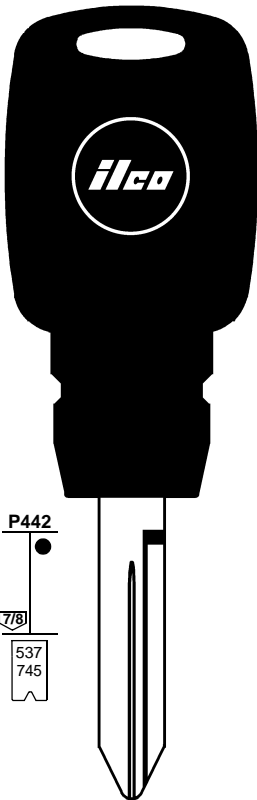
MITSUBISHI



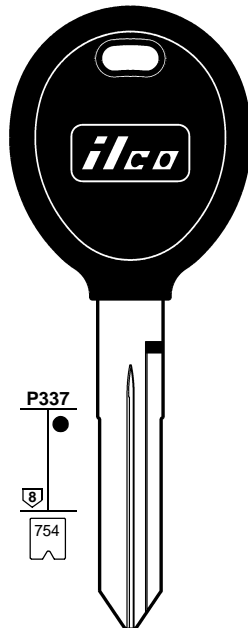
**CY24FH**  
L . . . . 1-3580  
M . . . . 1-2618  
FT . . . . 1001-3000

FOR:  
PER:

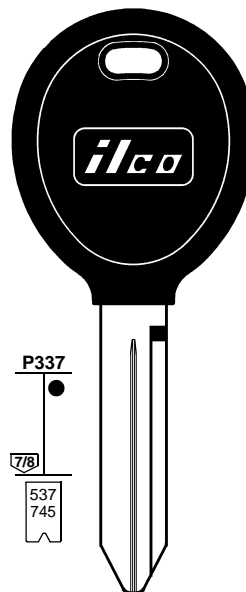
# DODGE



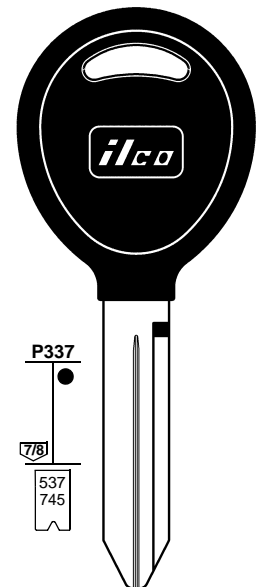
**EK3P-Y170**  
L . . . . 1-3580  
M . . . . 1-2618



**Y162-PT**  
M . . . . 1-2618



**Y164-PT**  
L . . . . 1-3580  
M . . . . 1-2618

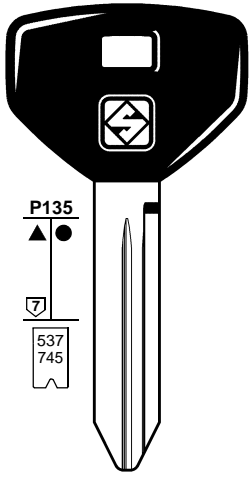


**Y160-PT**  
L . . . . 1-3580  
M . . . . 1-2618

1	2	2a	3	3a	3b	e1+e2		6	42+71	72	43+44a	12	15
						GTI COMPATIBLE		IGNITION					
CAR MAKE MODEL	FROM	TO	SILCA REF.	SILCA REF.	SILCA REF.	COPY	GEN.	TRANSP. TYPE	FAST COPY PLUS RW4 PLUS FAST COPY/RW4	FAST COPY PLUS RW4 PLUS	FAST COPY RW4	STP	
For more info on the uses of car keys, refer to the Silca Electronic Keys Catalogue:													
<b>DODGE</b>													
AVENGER	2008		Y164-PT					PH / CR2	46				F
AVENGER	2008		CY24MH	CY24TE	CY24FH	Y	Y	PH / CR2	46	Y	P-BOX		
CALIBER	2007	2012	Y164-PT					PH / CR2	46				
CALIBER	2007	2012	CY24MH	CY24TE	CY24FH	Y	Y	PH / CR2	46	Y	P-BOX		
CARAVAN	2001	2003	Y160-PT					TEX / CR	64				F
CARAVAN	2001	2003	CY24MH	CY24TE	CY24FH	Y	Y	TEX / CR	64	Y	P-BOX		
CARAVAN	2004	2007	Y164-PT					PH / CR2	46				
CARAVAN	2004	2007	CY24MH	CY24TE	CY24FH	Y	Y	PH / CR2	46	Y	P-BOX		
CARAVAN	2008							PH / CR2	46				
CARAVAN	2008		EK3P-Y170					PH / CR2	46	Y	P-BOX		
CHALLENGER	2008	2011						PH / CR2	46				
CHALLENGER	2008		EK3P-Y170					PH / CR2	46	Y	P-BOX		
CHALLENGER	2012		SMARTKEY					PH / CR2	46				
CHARGER	2005	2008	Y164-PT					PH / CR2	46				
CHARGER	2005	2008	CY24MH	CY24TE	CY24FH	Y	Y	PH / CR2	46	Y	P-BOX		
CHARGER	2008							PH / CR2	46				
CHARGER	2008		EK3P-Y170					PH / CR2	46	Y	P-BOX		
CHARGER	2012		SMARTKEY					PH / CR2	46				
DAKOTA	2001	2004	Y160-PT					TEX / CR	64				F
DAKOTA	2001	2004	CY24MH	CY24TE	CY24FH	Y	Y	TEX / CR	64	Y	P-BOX		
DAKOTA	2005	2011	Y164-PT					PH / CR2	46				F
DAKOTA	2005	2011	CY24MH	CY24TE	CY24FH	Y	Y	PH / CR2	46	Y	P-BOX		
DART	2013		EK3P-Y170					PH / CR2	46	Y	P-BOX		
DART	2013							PH / CR2	46				
DURANGO	2001	2004	Y160-PT					TEX / CR	64				F
DURANGO	2001	2004	CY24MH	CY24TE	CY24FH	Y	Y	TEX / CR	64	Y	P-BOX		
DURANGO	2005	2009	Y164-PT					PH / CR2	46				
DURANGO	2005	2009	CY24MH	CY24TE	CY24FH	Y	Y	PH / CR2	46	Y	P-BOX		
DURANGO	2011							PH / CR2	46				
DURANGO	2011		EK3P-Y170					PH / CR2	46	Y	P-BOX		
INTREPID	1998	2004	Y160-PT					TEX / CR	64				F
INTREPID	1998	2004	CY24MH	CY24TE	CY24FH	Y	Y	TEX / CR	64	Y	P-BOX		
INTREPID	1998	2004	CY24BP										
INTREPID	1998	2001	CY23										
INTREPID SEDAN, ES	2001	2004	Y160-PT					TEX / CR	64				F
INTREPID SEDAN, ES	2001	2004	CY24MH	CY24TE	CY24FH	Y	Y	TEX / CR	64	Y	P-BOX		
JOURNEY	2008	2011						PH / CR2	46				
JOURNEY	2008		EK3P-Y170					PH / CR2	46	Y	P-BOX		
JOURNEY	2012		SMARTKEY					PH / CR2	46				
MAGNUM	2005	2008	Y164-PT					PH / CR2	46				F
MAGNUM	2005	2008	CY24MH	CY24TE	CY24FH	Y	Y	PH / CR2	46	Y	P-BOX		
MAGNUM	2008	2009						PH / CR2	46				
MAGNUM	2008	2009	EK3P-Y170					PH / CR2	46	Y	P-BOX		
NEON	2000	2005	Y160-PT					TEX / CR	64				F
NEON	2000	2005	CY24MH	CY24TE	CY24FH	Y	Y	TEX / CR	64	Y	P-BOX		
NITRO	2007	2012	Y164-PT					PH / CR2	46				F

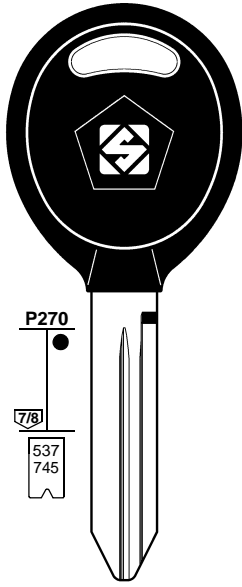
FOR:  
PER:

# DODGE



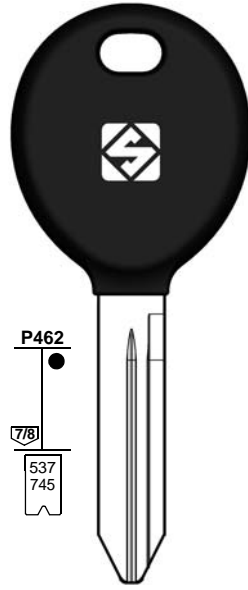
**CY22P**

M . . . . 1-2618  
FL . . . . 1-262  
L . . . . 1-3580



**CY24BP**

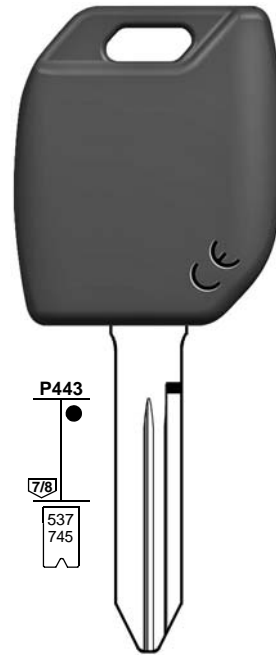
L . . . . 1-3580  
M . . . . 1-2618



**CY24TE**

L . . . . 1-3580  
M . . . . 1-2618

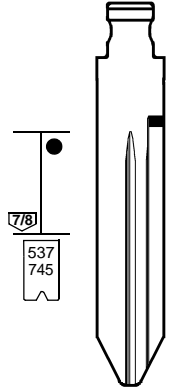
TE  
KEY



**CY24MH**

L . . . . 1-3580  
M . . . . 1-2618

MH  
KEY



**CY24FH**

L . . . . 1-3580  
M . . . . 1-2618  
FT . . . . 1001-3000

FH  
FLIP

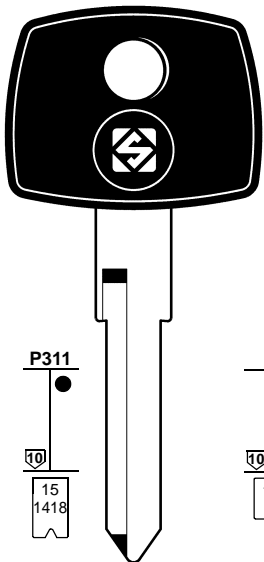
MITSUBISHI

MITSUBISHI

MITSUBISHI

FOR:  
PER:

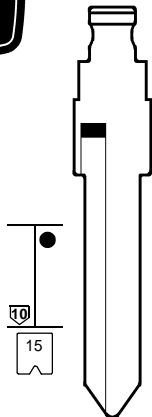
# DODGE



**YM15T5**

. . . NF . . . 1-99 . . . 1-99  
HM . . . . 1-1200  
HM . . . . 2501-3500  
HM . . . . 4001-7350  
HM . . . . 6001-7109  
NF . . . . 1-1200  
NM . . . . 2501-3500

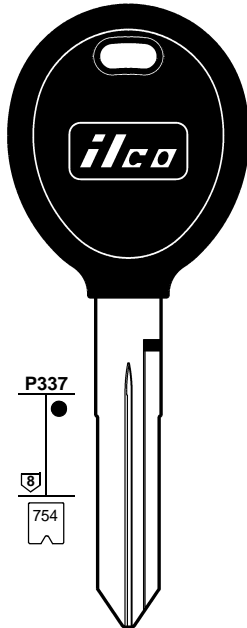
VALEO - YMOS



**YM15FH**

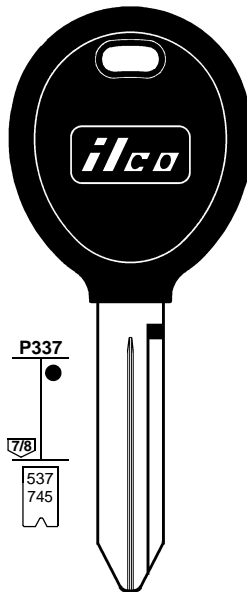
NM . . . . 2501-3500  
. . . NF . . . 1-99 . . . 1-99  
HM . . . . 1-1200  
HM . . . . 2501-3500  
HM . . . . 4001-7350  
HF . . . . 1-1200

FH  
FLIP



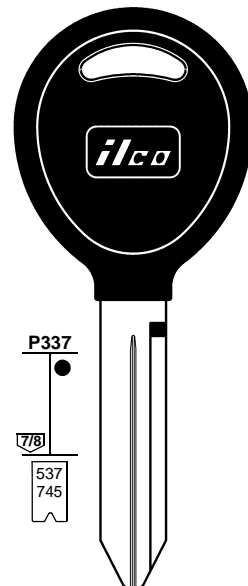
**Y162-PT**

M . . . . 1-2618



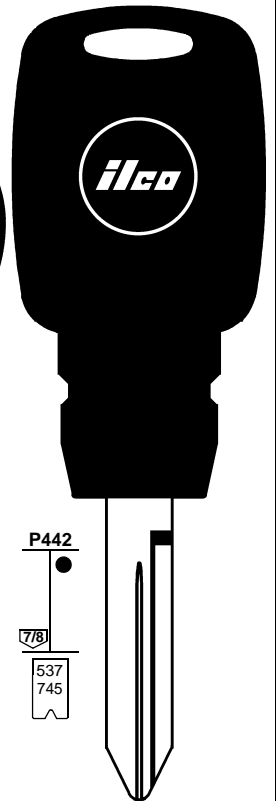
**Y164-PT**

L . . . . 1-3580  
M . . . . 1-2618



**Y160-PT**

L . . . . 1-3580  
M . . . . 1-2618



**EK3P-Y170**

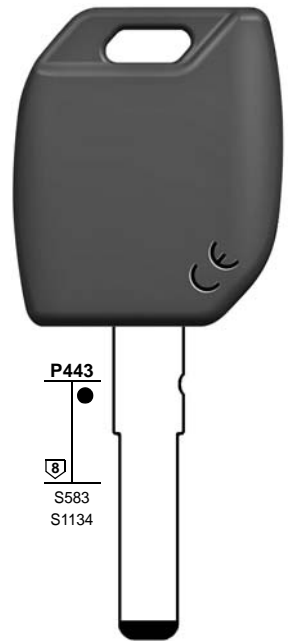
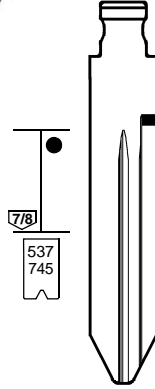
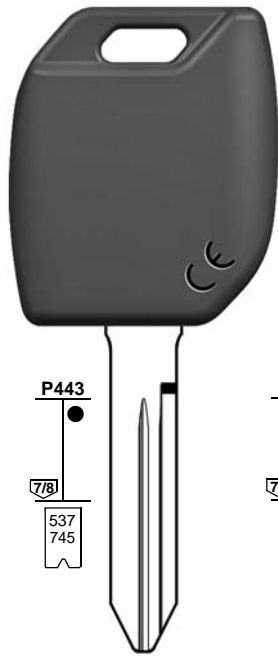
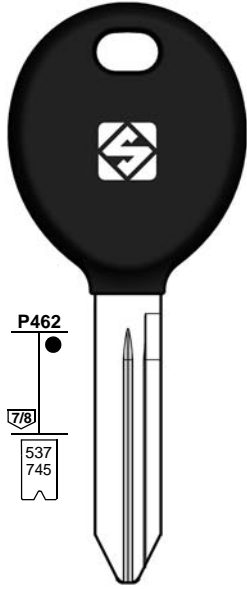
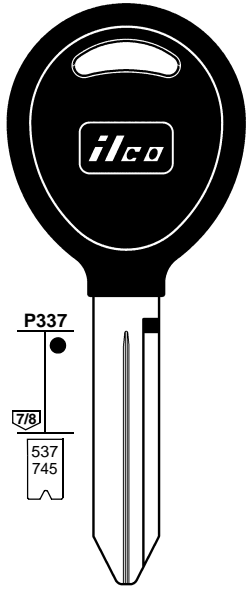
L . . . . 1-3580  
M . . . . 1-2618

1	2	2a	3	3a	3b	e1+e2		6	42+71	72	43+44a	12	15
						GTI COMPATIBLE		IGNITION					
CAR MAKE MODEL	FROM	TO	SILCA REF.	SILCA REF.	SILCA REF.	COPY	GEN.	TRANSP. TYPE	FAST COPY PLUS RW4 PLUS FAST COPY/RW4	FAST COPY PLUS RW4 PLUS	FAST COPY RW4	STP	
For more info on the uses of car keys, refer to the Silca Electronic Keys Catalogue:													
<b>DODGE</b>													
NITRO	2007	2012	CY24MH	CY24TE	CY24FH	Y	Y	PH / CR2	46	Y	P-BOX		
RAM	2002	2005	Y160-PT					TEX / CR	64				F
RAM	2002	2005	CY24MH	CY24TE	CY24FH	Y	Y	TEX / CR	64	Y	P-BOX		
RAM	2006	2011	Y164-PT					PH / CR2	46				F
RAM	2006	2011	CY24MH	CY24TE	CY24FH	Y	Y	PH / CR2	46	Y	P-BOX		
RAM	2009							PH / CR2	46				
RAM	2009		EK3P-Y170					PH / CR2	46	Y	P-BOX		
RAM	2013		Y164-PT					PH / CR2	46				F
SPRINTER	2003	2006	YM15T5		YM15FH			TEMIC	12	Y	Y		
Stratus Coupè	2001	2005	Y162-PT					TEX / CR	60				
Stratus Sedan	1998	2006	Y160-PT					TEX / CR	64				F
Stratus Sedan	1998	2006	CY24MH	CY24TE	CY24FH	Y	Y	TEX / CR	64	Y	P-BOX		
VIPER	1994	2002	CY22P										
VIPER	2003	2006	CY24BP										
<b>DR MOTORS</b>													
DR1	2009							PH / CR2	46				
DR2	2010							PH / CR2	46				
DR5	2007							PH / CR	40				

FOR:  
PER:

### EAGLE

### FIAT



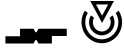
P337  
7/8  
537  
745

P462  
7/8  
537  
745

P443  
7/8  
537  
745

P443  
7/8  
537  
745

P443  
8  
S583  
S1134



**Y160-PT**  
L . . . . 1-3580  
M . . . . 1-2618



**CY24TE**  
L . . . . 1-3580  
M . . . . 1-2618



**CY24MH**  
L . . . . 1-3580  
M . . . . 1-2618



**CY24FH**  
L . . . . 1-3580  
M . . . . 1-2618  
FT . . . . 1001-3000



**SIP22MH**  
DE . . . . 1-11210

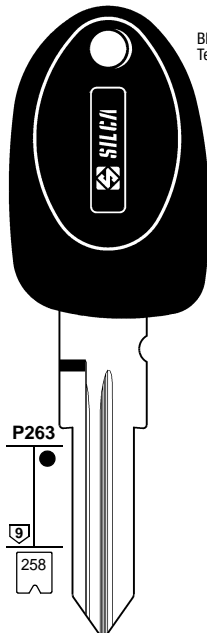
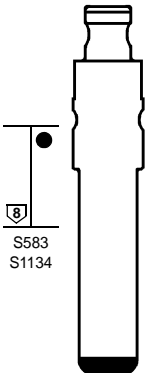
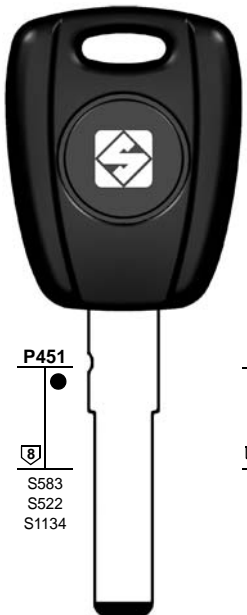
MITSUBISHI

MITSUBISHI

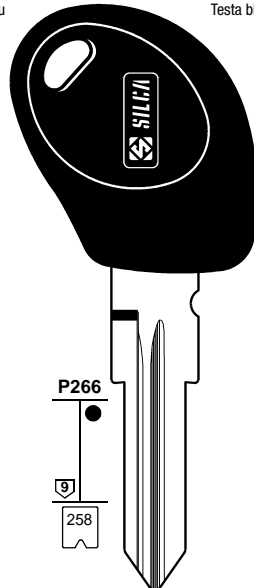
GIOBERT - TRW SIPEA

FOR:  
PER:

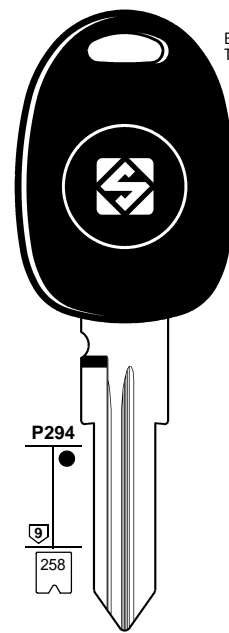
### FIAT



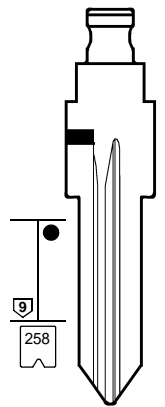
Blue head  
Testa blu



Blue head  
Testa blu



Blue head  
Testa blu



P451  
8  
S583  
S522  
S1134

P451  
8  
S583  
S1134

P263  
9  
258

P266  
9  
258

P294  
9  
258

P294  
9  
258



**SIP22TE**  
DE . . . . 1-11210



**SIP22FH**  
DE . . . . 1-11210



**GT15RAT5**  
W . . . .  
0001-9640



**GT15RBT5**  
W . . . .  
0001-9640



**GT15RCT5**  
W . . . .  
0001-9640



**GT15RFH**  
W . . . .  
0001-9640

GIOBERT - TRW SIPEA

GIOBERT - TRW SIPEA

GIOBERT - TRW SIPEA



FOR:  
PER:

# FIAT

**P443**  
S583  
S1134

**P451**  
S583  
S522  
S1134

S583  
S1134

**P387**  
S583

**SIP22KP**

The SIP22KP key can be also purchased in 5-piece packages.  
*La chiave SIP22KP può essere acquistata anche in confezioni da 5 pezzi.*  
Der Schlüssel SIP22KP kann auch in Pakungen mit 5 Stücke gekauft werden.  
*La clé SIP22KP peut même être commandée sous confection de 5 pcs.*  
La llave SIP22KP se puede comprar en paquetes de 5 piezas.  
*As chave SIP22KP podem ser compradas em pacotes de 5 unidades.*

**MH KEY**  
**SIP22MH**  
DE . . . . . 1-11210

**TE KEY**  
**SIP22TE**  
DE . . . . . 1-11210

**FH FLIP**  
**SIP22FH**  
DE . . . . . 1-11210

**KIT KEYS**  
**SIP22TEK**  
(old SIP22MHK Reference)

GIOBERT - TRW SIPEA

FOR:  
PER:

# FIAT

Blue head  
Testa blu

Blue head  
Testa blu

Blue head  
Testa blu

Blue head  
Testa blu

**P266**  
108  
283  
437

**P456**  
122  
2743

108  
283  
437

**P263**  
258

**P266**  
258

258

**GT10BT5**  
... 3001-4000  
... 6001-7000  
J . . . . . 3001-6732  
N . . . . . 6001-7000  
V . . . . . 1-3056  
V . . . . . 5001-8058  
AB . . . . . 6001-6891

**TE KEY**  
**GT10BTE**  
... 1/9 . . . A/Z/AZ MNPRS  
... 0/90/9 MNPRS  
... 1/9 . . . A/Z MNPRS  
... 1/9 . . . A/Z MNPRS  
... 1/9 . . . A/Z MNPRS  
... 1/9 . . . A/Z MNPRS  
... 1/9 . . . A/Z MNPRS  
... 1/9 . . . A/Z MNPRS  
... 3001-4000  
... 6001-7000

**FH FLIP**  
**GT10FH**  
J . . . . . 3001-6732  
N . . . . . 6001-7000  
V . . . . . 0001-3056  
V . . . . . 5001-8058  
AB . . . . . 6001-6891  
... 3001-4000  
... 6001-7000

**GT15RAT5**  
W . . . . . 0001-9640

**GT15RBT5**  
W . . . . . 0001-9640

**FH FLIP**  
**GT15RFH**  
W . . . . . 0001-9640

GIOBERT - TRW SIPEA

GIOBERT - TRW SIPEA

GIOBERT - TRW SIPEA





FOR:  
PER:

# FIAT

Blue head Testa blu

Blue head Testa blu

**P443**  
S583

**P443**  
S583  
S1134

**P451**  
S583  
S522  
S1134

**P301**  
258

**P294**  
258

**SIP36MH**  
MH KEY  
DE .....  
1-11210

**SIP22MH**  
MH KEY  
DE .....  
1-11210

**SIP22TE**  
TE KEY  
DE .....  
1-11210

**SIP22FH**  
FH FLIP  
DE .....  
1-11210

**GT15RCP**  
W ....  
0001-9640

**GT15RCT5**  
W ....  
0001-9640

**GIOBERT - TRW SIPEA**

**GIOBERT - TRW SIPEA**

**GIOBERT - TRW SIPEA**

FOR:  
PER:

# FIAT

Blue head Testa blu

Blue head Testa blu

Blue head Testa blu

Blue head Testa blu

Blue head Testa blu

**P263**  
258

**P266**  
258

**P266**  
258

**P456**  
122  
2743

**P266**  
108  
283  
437

**P266**  
108  
283  
437

**GT15RAT5**  
W ....  
0001-9640

**GT15RBT5**  
W ....  
0001-9640

**GT15RFH**  
FH FLIP  
W ....  
0001-9640

**GT10BT5**  
W ....  
3001-4000  
6001-7000  
J .... 3001-6732  
N .... 6001-7000  
V .... 1-3056  
AB .... 5001-8058  
6001-6891

**GT10BTE**  
TE KEY  
W ....  
1/9 ... A/Z MNPRS  
0/90/9 MNPRS  
1/9 ... A/Z MNPRS  
1/9 ... A/Z MNPRS  
1/9 ... A/Z MNPRS  
1/9 ... A/Z MNPRS  
1/9 ... A/Z MNPRS  
3001-4000  
6001-7000

**GT10FH**  
FH FLIP  
J .... 3001-6732  
N .... 6001-7000  
V .... 0001-3056  
W .... 5001-8058  
AB .... 6001-6891  
3001-4000  
6001-7000

**GIOBERT - TRW SIPEA**

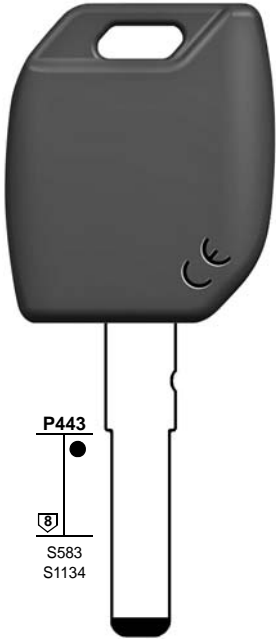
**GIOBERT - TRW SIPEA**

**GIOBERT - TRW SIPEA**

1	2	2a	3	3a	3b	e1+e2		6	42+71	72	43+44a	12	15
						<b>GTI COMPATIBLE</b>		<b>IGNITION</b>					
<b>CAR MAKE MODEL</b>	<b>FROM</b>	<b>TO</b>	<b>SILCA REF.</b>	<b>SILCA REF.</b>	<b>SILCA REF.</b>	<b>COPY</b>	<b>GEN.</b>	<b>TRANSP. TYPE</b>	<b>FAST COPY PLUS RW4 PLUS FAST COPY/RW4</b>	<b>FAST COPY PLUS RW4 PLUS</b>	<b>FAST COPY RW4</b>	<b>STP</b>	
For more info on the uses of car keys, refer to the Silca Electronic Keys Catalogue:													
<b>FIAT</b>													
DUCATO	2006		SIP36MH	SIP22TE	SIP22FH	Y		PH / CR2	46	Y	P-BOX		
DUCATO	2006							PH / CR2	46				
FIORINO	1995	2002	GT10BT5	GT10BTE	GT10FH			TEMIC	11	Y	Y	T-F	S1
FIORINO	2007							PH / CR2	46				
FIORINO	2007		SIP22MH	SIP22TE	SIP22FH	Y		PH / CR2	46	Y	P-BOX		
FREEMONT	2011		SMARTKEY					PH / CR2	46				
GRANDE PUNTO	2005							PH / CR2	46				
GRANDE PUNTO	2005		SIP22MH	SIP22TE	SIP22FH	Y		PH / CR2	46	Y	P-BOX		
IDEA	2003	2009						MEG / CR	48				
IDEA	2009							PH / CR2	46				
IDEA	2009		SIP22MH	SIP22TE	SIP22FH	Y		PH / CR2	46	Y	P-BOX		
IDEA (S.AMERICA)	2009							MEG / CR	48				
MAREA	1996	2002	GT15RCT5		GT15RFH			TEMIC	11	Y	Y	T-F	S1
MARENGO	1996	2001	GT15RBT5		GT15RFH			MEG	13	Y	Y	Meg	S1
MILLE	2005							MEG / CR	48				
MULTIPLA	1998	2010						MEG / CR	48				
PALIO	1996	2001	GT15RCT5		GT15RFH			TEMIC	11	Y	Y	T-F	S1
PALIO	2002							MEG / CR	48				
PALIO (S.AMERICA)	1996	2001	GT15RCP		GT15RFH								
PANDA	1995	2002	GT10BT5	GT10BTE	GT10FH			MEG	13	Y	Y	Meg	S1
PANDA	2002							PH / CR2	46				
PANDA	2002		SIP22MH	SIP22TE	SIP22FH	Y		PH / CR2	46	Y	P-BOX		
PUNTO	1995	1999	GT15RAT5		GT15RFH			MEG	13	Y	Y	Meg	S1
PUNTO	1999	2005						MEG / CR	48				
PUNTO	2012							PH / CR2	46				

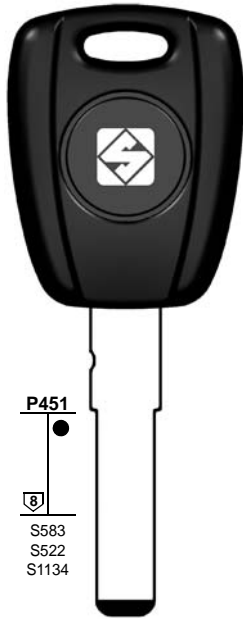
FOR:  
PER:

# FIAT



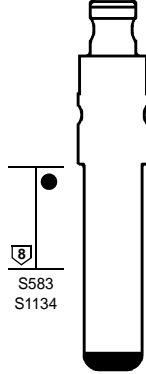
P443  
S583  
S1134

**SIP22MH**  
DE . . . . .  
1-11210



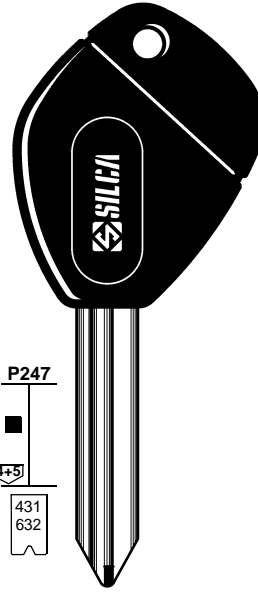
P451  
S583  
S522  
S1134

**SIP22TE**  
DE . . . . .  
1-11210



S583  
S1134

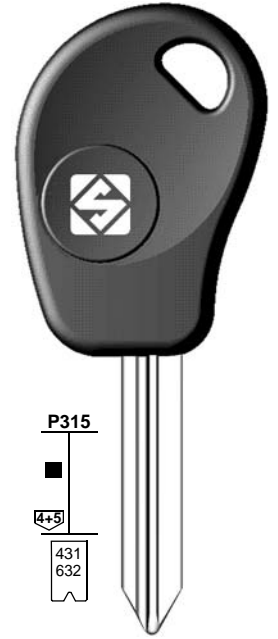
**SIP22FH**  
DE . . . . .  
1-11210



P247  
431  
632

0111111-628888  
..... H  
0111111-628888  
63/99 ..... 1-2-4-6-8  
63/99 ..... H 1-2-4-6-8

**SX9CP**



P315  
431  
632

0111111-628888  
..... H  
0111111-628888  
63/99 ..... 1-2-4-6-8  
63/99 ..... H 1-2-4-6-8

**SX9T5**      **SX9T14**

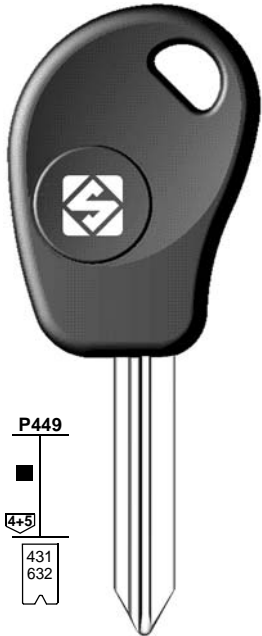
GIOBERT - TRW SIPEA

GIOBERT - TRW SIPEA

SIMPLEX

FOR:  
PER:


# FIAT



P449  
431  
632

**SX9TE**

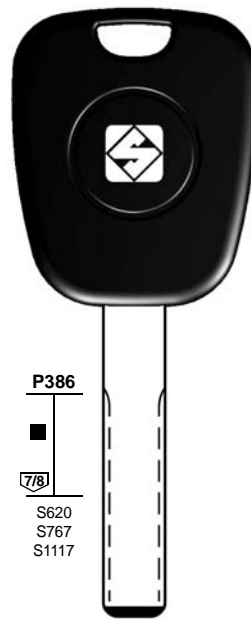
0111111-628888  
..... H  
0111111-628888  
63/99 ..... 1-2-4-6-8  
63/99 ..... H 1-2-4-6-8



P443  
431  
632

**SX9MH**

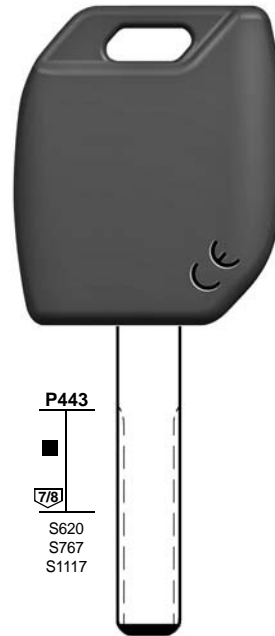
0111111-628888  
..... H  
0111111-628888  
63/99 ..... 1-2-4-6-8  
63/99 ..... H 1-2-4-6-8



P386  
S620  
S767  
S1117

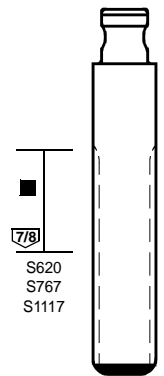
**HU83TE**  
..... 1-2000

**HU83T14**  
..... 1-2000  
(head code P386)



P443  
S620  
S767  
S1117

**HU83MH**  
..... 1-2000



S620  
S767  
S1117

**HU83FH**  
..... 1-2000

VALEO

VALEO



FOR:  
PER:


# FIAT



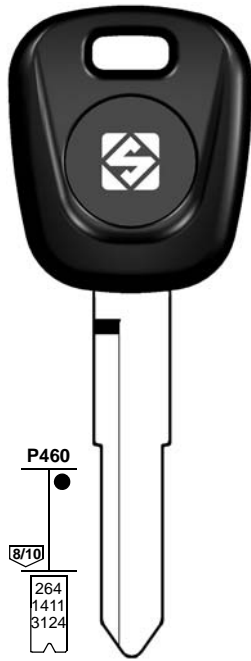
P361

8/10  
264  
1411  
3124

  
**HU133RT12**  
..... 50001-51308


  
**HU133RT14**  
..... 50001-51308  
U ..... 1-2000  
IP ..... 5001-6308

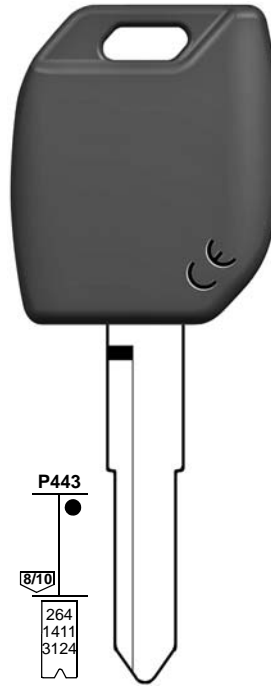
HUF



P460


8/10  
264  
1411  
3124

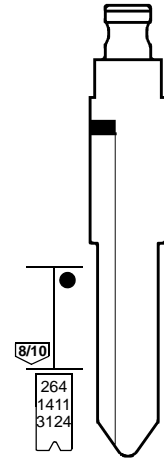
  
**HU133RTE**  
..... 50001-51308  
U ..... 1-2000  
IP ..... 5001-6308




P443

8/10  
264  
1411  
3124

  
**HU133RMH**  
..... 50001-51308  
U ..... 1-2000  
IP ..... 5001-6308



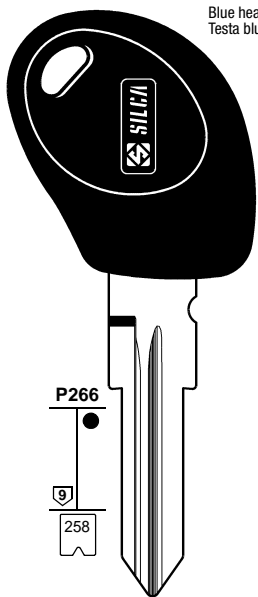
8/10  
264  
1411  
3124

  
**HU133RFH**  
..... 50001-51308  
U ..... 1-2000  
IP ..... 5001-6308

HUF

FOR:  
PER:

# FIAT



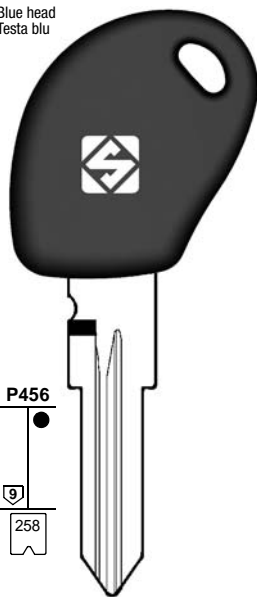
P266

9  
258

  
**GT15RBT5**  
W .....  
0001-9640

GIOBERT - TRW SIPEA

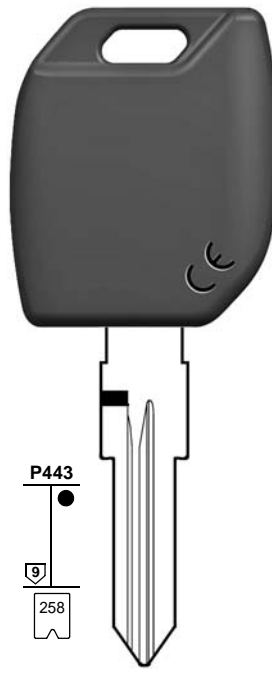
Blue head  
Testa blu



P456

9  
258

  
**GT15RBTE**  
W .....  
0001-9640

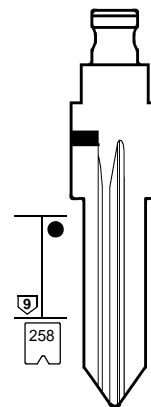


P443

9  
258

  
**GT15RMH**  
W .....  
0001-9640

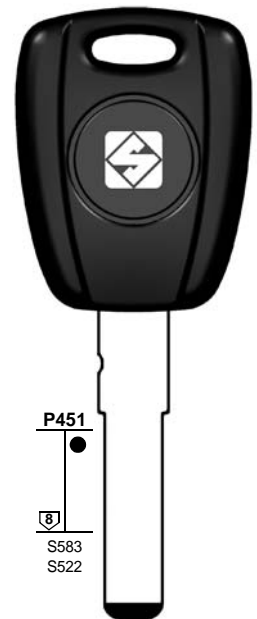
GIOBERT - TRW SIPEA



9  
258

  
**GT15RFH**  
W .....  
0001-9640

GIOBERT - TRW SIPEA



P451

9  
S583  
S522

  
**SIP22LP**  
DE .....  
1-11210

1	2	2a	3	3a	3b	e1+e2		6	42+71	72	43+44a	12	15	
						GTI COMPATIBLE		IGNITION						
CAR MAKE MODEL	FROM	TO	SILCA REF.	SILCA REF.	SILCA REF.	COPY	GEN.	TRANSP. TYPE	FAST COPY PLUS RW4 PLUS FAST COPY/RW4	FAST COPY PLUS RW4 PLUS	FAST COPY RW4	STP		

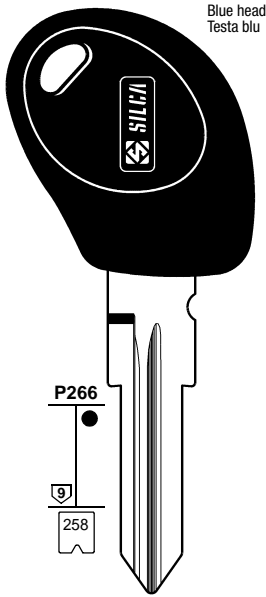
For more info on the uses of car keys, refer to the Silca Electronic Keys Catalogue:

**FIAT**

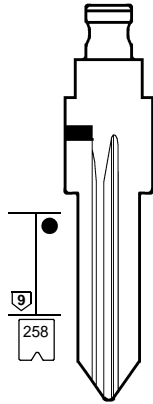
<b>SEDICI</b>	2006		HU133RT14					PH / CR2	46				
<b>SEDICI</b>	2006		HU133RMH	HU133RTE	HU133RFH	Y	Y	PH / CR2	46	Y	P-BOX		
<b>SEDICI DIESEL</b>	2006		HU133RT12		HU133RFH			PH / CR	40				
<b>SEICENTO</b>	1997	2000	GT15RBT5		GT15RFH			MEG	13	Y	Y	Meg	S1
<b>SEICENTO</b>	2000	2010						MEG / CR	48				
<b>SIENA</b>	2002							MEG / CR	48				
<b>SOME MODELS</b>	1995		GT15RMH	GT15RBTE	GT15RFH								
<b>SOME MODELS</b>	2000		SIP22LP										
<b>SOME MODELS</b>	2005		SIP29T										

FOR:  
PER:

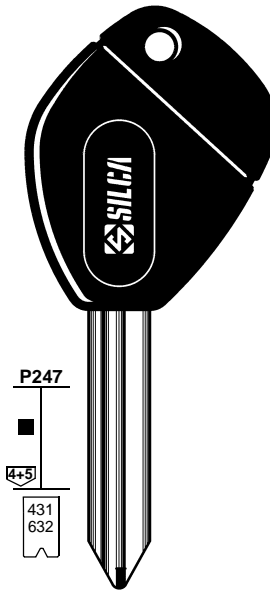
# FIAT



**GT15RBT5**  
W . . . .  
0001-9640



**GT15RFH**  
W . . . .  
0001-9640



0111111-628888  
..... H  
0111111-628888  
63/99 ..... 1-2-4-6-8  
63/99 ..... H 1-2-4-6-8

**SX9CP**



0111111-628888  
..... H  
0111111-628888  
63/99 ..... 1-2-4-6-8  
63/99 ..... H 1-2-4-6-8

**SX9T5**

GIOBERT - TRW SIPEA

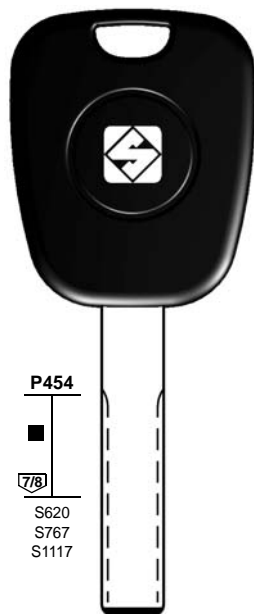
SIMPLEX

FOR:  
PER:

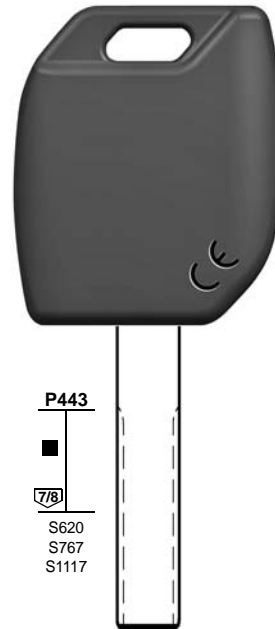
# FIAT



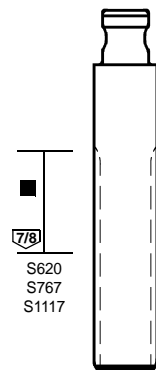
**HU83T14**  
..... 1-2000



**HU83TE**



**HU83MH**  
..... 1-2000



**HU83FH**  
..... 1-2000

VALEO

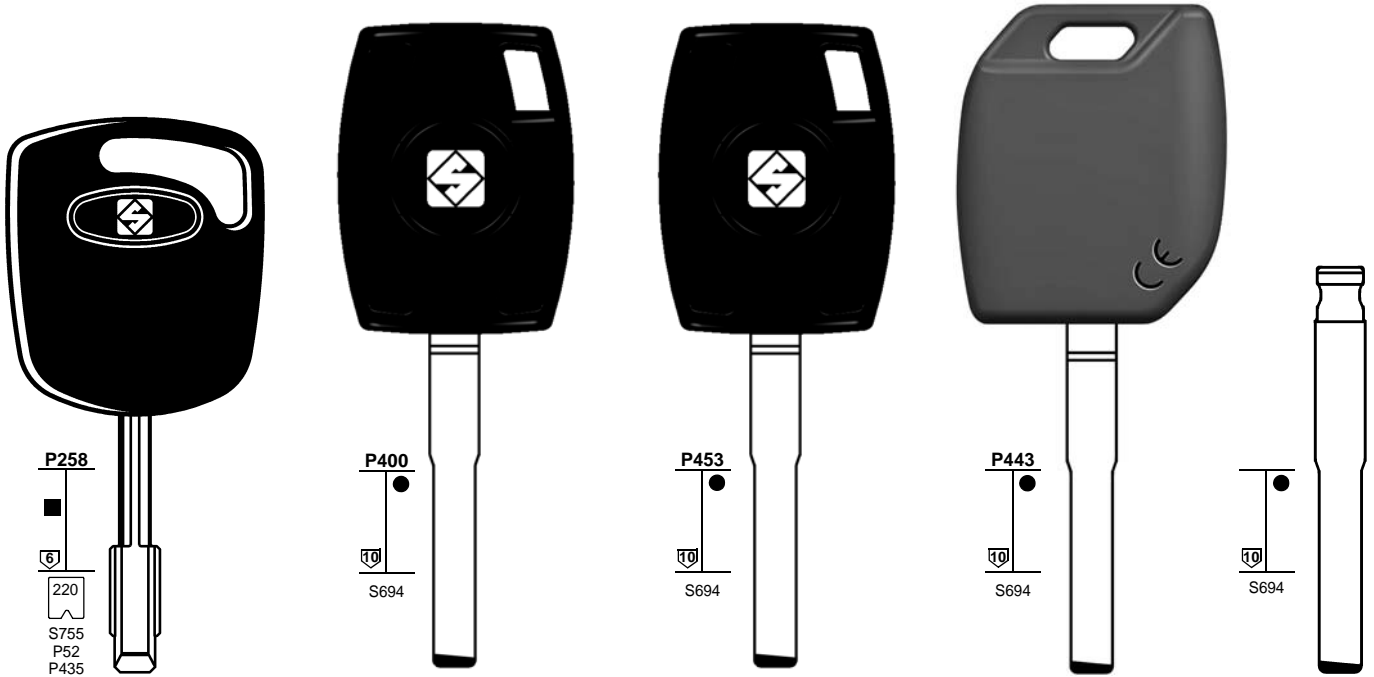
VALEO





FOR:  
PER:

## FORD AUS



P258



220

S755  
P52  
P435

P400



S694

P453



S694

P443



S694



S694



**FO21T3**

T . . . . 1-1050  
T . . . . 1-2330  
T . . . . 1051-2330  
T . . . . . 1-2-3-4



**HU101T20**

. . . . 1-4000



**HU101TE**

. . . . 1-4000



**HU101MH**

. . . . 1-4000



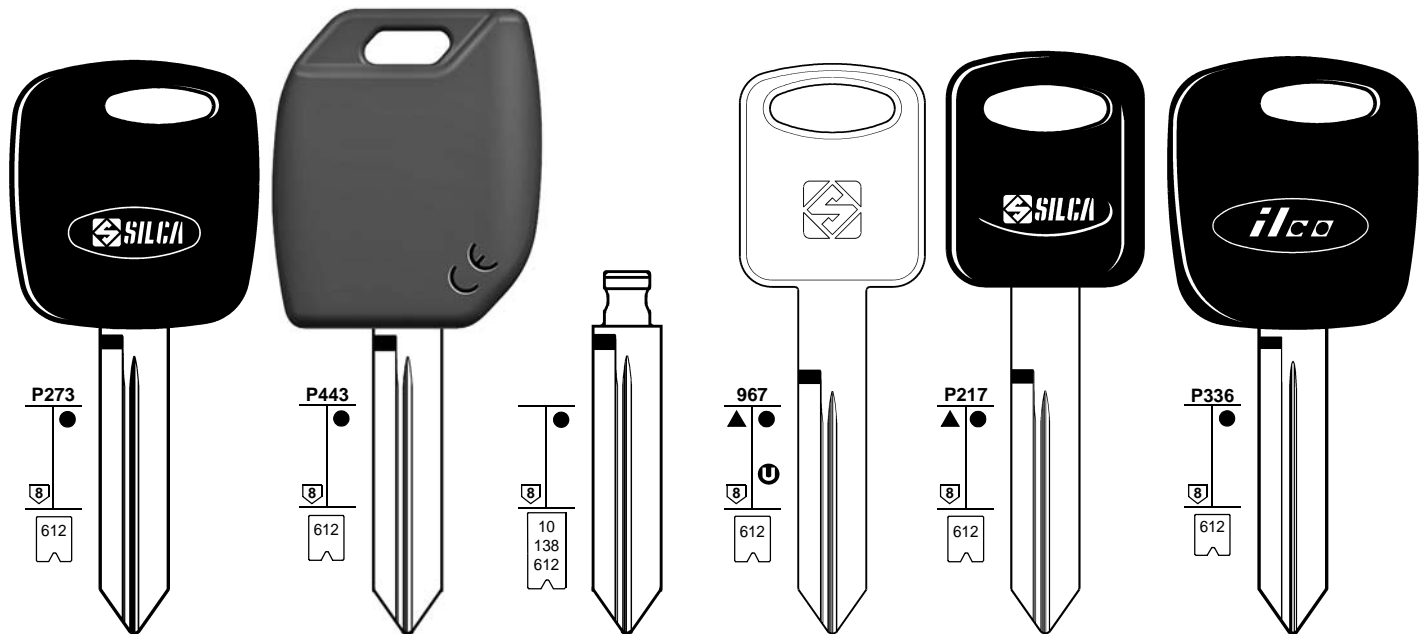
**HU101FH**

. . . . 1-4000

TIBBE - VALEO

FOR:  
PER:

## FORD AUS



P273



612

P443



612

10  
138  
612

967



612

P217



612

P336



612

. . . . X 1-1706



**FO38RTE**



**FO38RT3**



**FO38RT17**



**FO38RMH**

. . . . X 1-1706



**FO38RFH**

. . . A . . . 101-381.501-579  
. . . B . . . 101-410.501-602  
. . . C . . . 101-404.501-624  
. . . D . . . 101-340.501-602  
. . . E . . . 101-304.501-579  
. . . X 1-1706



**FO40R**

. . . . X 1-1706  
. . . . Y 1-1200



**FO40RBP**

. . . . X 1-1706  
. . . . Y 1-1200



**H86-PT**

. . . . X 1-1706

STRATTEC

1	2	2a	3	3a	3b	e1+e2	6	42+71	72	43+44a	12	15		
						GTI COMPATIBLE		IGNITION						
CAR MAKE MODEL		FROM	TO	SILCA REF.	SILCA REF.	SILCA REF.	COPY	GEN.	TRANSP. TYPE	FAST COPY PLUS RW4 PLUS FAST COPY/RW4	FAST COPY PLUS RW4 PLUS	FAST COPY RW4	STP	

For more info on the uses of car keys, refer to the Silca Electronic Keys Catalogue:

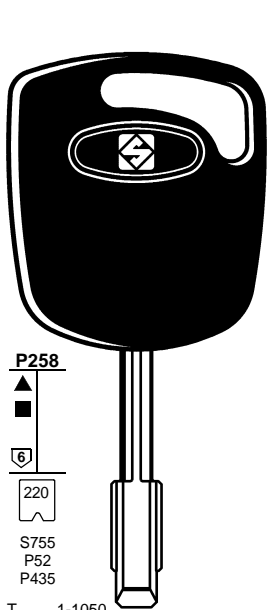


#### FORD AUS

121	1996	2001	FO21T3					TEXAS	4C				
BF FALCON	2005		HU101T20					TEX / CR2	6F				
BF FALCON	2005		HU101MH	HU101TE	HU101FH	Y	Y	TEX / CR2	6F	Y	P-BOX		
B-SERIES	1999	2001	FO38RT3					TEXAS	4C				C
B-SERIES	2001	2004						TEX / CR	60				C
ESCAPE	2001	2004	H86-PT					TEX / CR	60				H
ESCAPE	2005		FO38RT17					TEX / CR	63				C
ESCAPE	2005		FO38RMH	FO38RTE	FO38RFH	Y	Y	TEX / CR	63	Y	P-BOX		
EXPLORER	1996	1997	FO40R										
EXPLORER	1996	1997	FO40RBP										
EXPLORER	1998	2000	FO38RT3					TEXAS	4C				C
EXPLORER	1998	2000	FO38RMH	FO38RTE	FO38RFH	Y	Y	TEXAS	4C	Y	P-BOX		
EXPLORER	2001	2003	H86-PT					TEX / CR	60				C
EXPLORER	2001	2003	FO38RMH	FO38RTE	FO38RFH	Y	Y	TEX / CR	60	Y	P-BOX		
EXPLORER	2004		FO38RT17					TEX / CR	63				C
EXPLORER	2004		FO38RMH	FO38RTE	FO38RFH	Y	Y	TEX / CR	63	Y	P-BOX		
EXPLORER SPORT TRAC	1998	2001	FO38RMH	FO38RTE	FO38RFH	Y	Y	TEXAS	4C	Y	P-BOX		
EXPLORER SPORT TRAC	1999	2001	FO38RT3					TEXAS	4C				C
EXPLORER SPORT TRAC	2002	2005	H86-PT					TEX / CR	60				C
EXPLORER SPORT TRAC	2002	2005	FO38RMH	FO38RTE	FO38RFH	Y	Y	TEX / CR	60	Y	P-BOX		

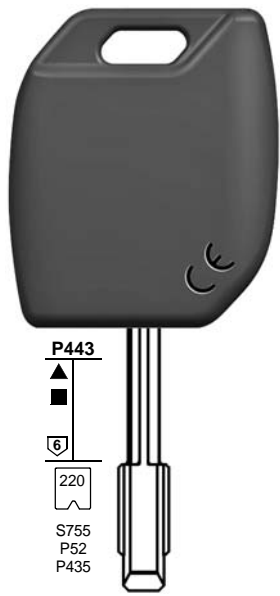
FOR:  
PER:

# FORD AUS

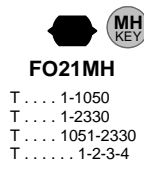


**P258**  
▲ ■  
6  
220  
S755  
P52  
P435

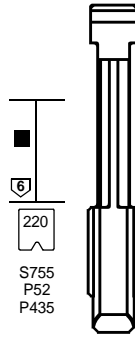
T . . . . 1-1050  
T . . . . 1-2330  
T . . . . 1051-2330  
T . . . . . 1-2-3-4



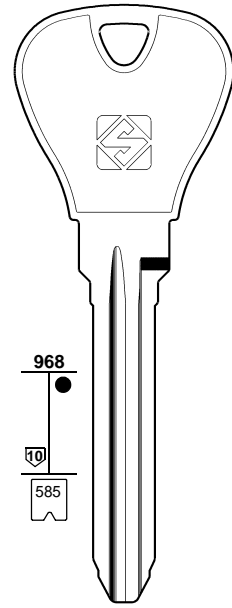
**P443**  
▲ ■  
6  
220  
S755  
P52  
P435



T . . . . 1-1050  
T . . . . 1-2330  
T . . . . 1051-2330  
T . . . . . 1-2-3-4



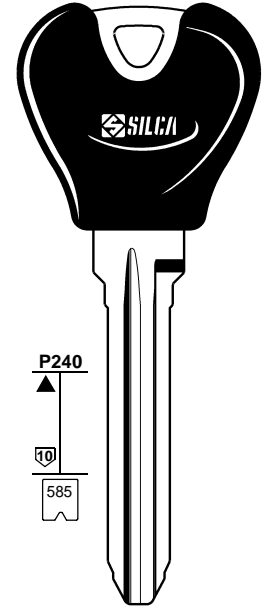
■  
6  
220  
S755  
P52  
P435




**968**  
●  
10  
585



B . . . . 5001-6200 (NEW)  
B . . . . 1001-2200  
B . . . . 1001-2200 (NEW)  
B . . . . 5001-6200



**P240**  
▲ ■  
10  
585



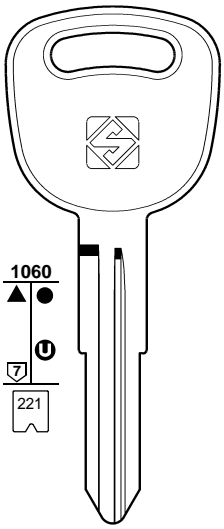
B . . . . 5001-6200 (NEW)  
B . . . . 1001-2200  
B . . . . 1001-2200 (NEW)  
B . . . . 5001-6200

TIBBE - VALEO

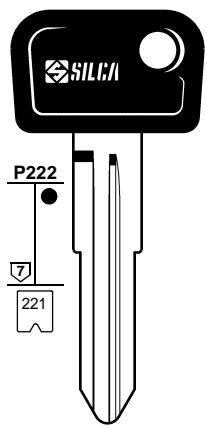
TIBBE - VALEO

FOR:  
PER:

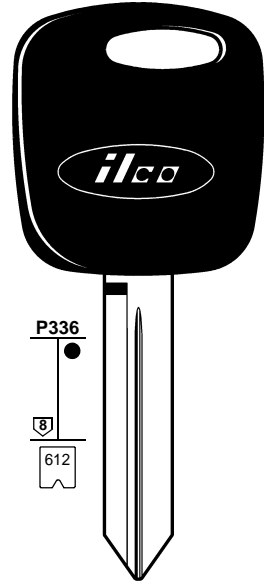
# FORD AUS



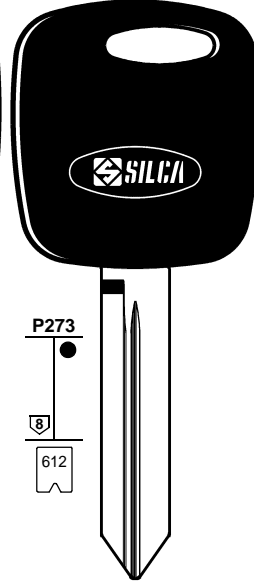
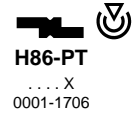
**1060**  
▲ ●  
7  
221



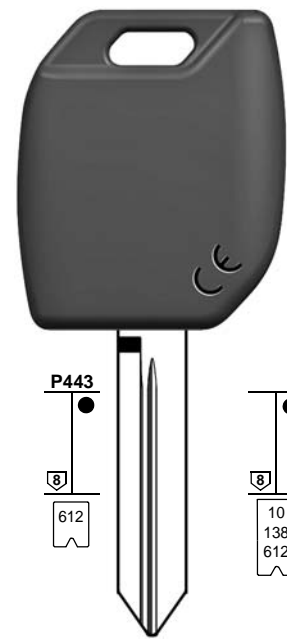
**P222**  
●  
7  
221



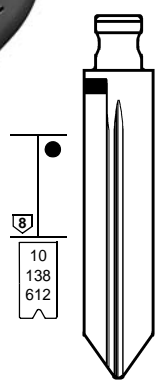
**P336**  
●  
8  
612



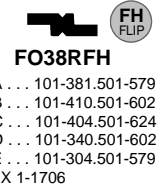
**P273**  
●  
8  
612


















**P443**  
●  
8  
612



●  
8  
10  
138  
612



1	2	2a	3	3a	3b	e1+e2		6	42+71	72	43+44a	12	15
						<b>GTI COMPATIBLE</b>		<b>IGNITION</b>					
													
<b>CAR MAKE MODEL</b>	<b>FROM</b>	<b>TO</b>	<b>SILCA REF.</b>	<b>SILCA REF.</b>	<b>SILCA REF.</b>	<b>COPY</b>	<b>GEN.</b>	<b>TRANSP. TYPE</b>	<b>FAST COPY PLUS RW4 PLUS FAST COPY/RW4</b>	<b>FAST COPY PLUS RW4 PLUS</b>	<b>FAST COPY RW4</b>	<b>STP</b>	
													

For more info on the uses of car keys, refer to the Silca Electronic Keys Catalogue:

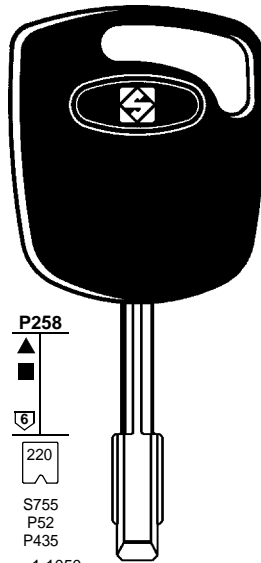
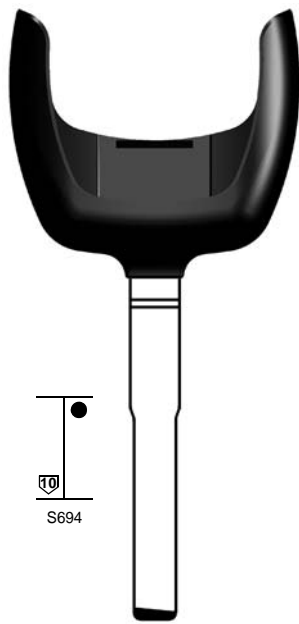
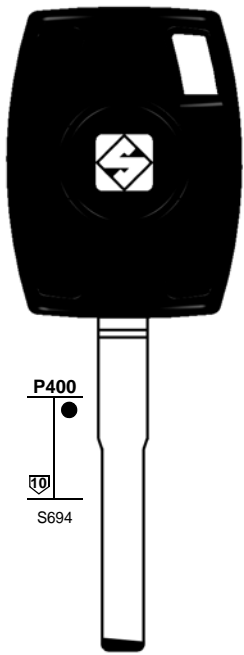


### FORD AUS

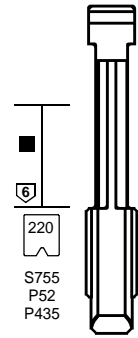
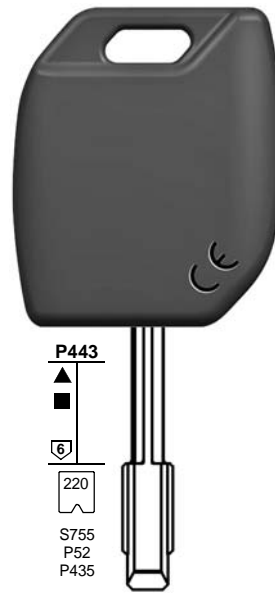
FALCON	1999	2006	FO21T7					TEX / CR	60				S5
FALCON	1999	2006	FO21MH	FO21TE	FO21FH	Y	Y	TEX / CR	60	Y	P-BOX		
FESTIVA	1993	1994	KIA1R										
FESTIVA	1993	1994	KIA1RP										
FESTIVA	1994	1997	FO34										
FESTIVA	1994	1997	FO34AP										
FOCUS	2000	2004	H86-PT					TEX / CR	60				H
FOCUS	2000	2004	FO38RMH	FO38RTE	FO38RFH	Y	Y	TEX / CR	60	Y	P-BOX		

FOR:  
PER:

## FORD AUS



T . . . . 1-1050  
T . . . . 1-2330  
T . . . . 1051-2330  
T . . . . . 1-2-3-4



**HU101T17**  
..... 1-4000

**HU101AP**  
..... 1-4000

**FO21TE**

**FO21MH**  
T . . . . 1-1050  
T . . . . 1-2330  
T . . . . 1051-2330  
T . . . . . 1-2-3-4

**FO21FH**  
T . . . . 1-1050  
T . . . . 1-2330  
T . . . . 1051-2330  
T . . . . . 1-2-3-4

**HU101T20**  
..... 1-4000

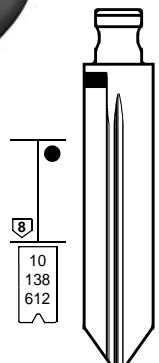
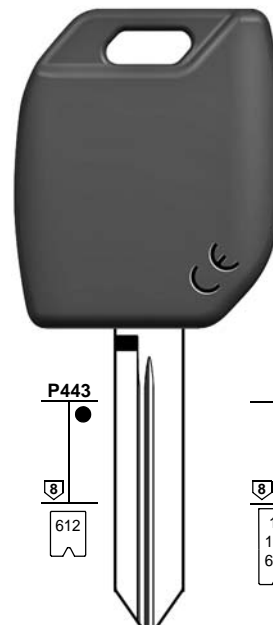
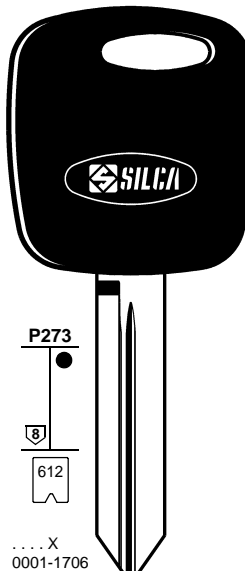
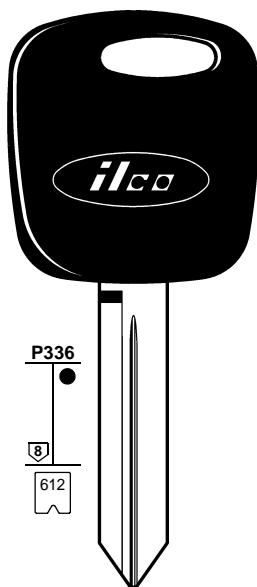
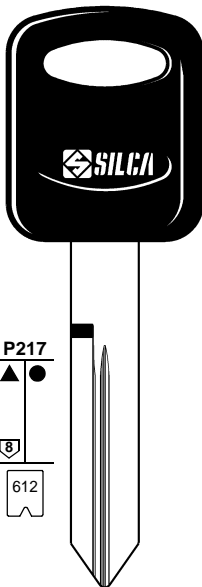
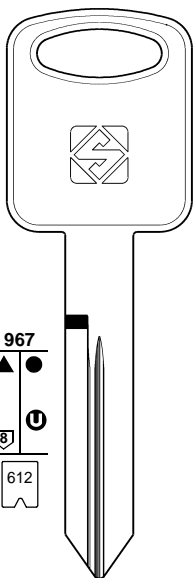
**FO21T7**

TIBBE - VALEO

TIBBE - VALEO

FOR:  
PER:

## FORD AUS



**FO40R**  
..... X 1-1706  
..... Y 1-1200

**FO40RBP**  
..... X 1-1706  
..... Y 1-1200

**H86-PT**  
..... X  
0001-1706

**FO38RTE**

**FO38RT3**

**FO38RT17**

**FO38RMH**  
..... X  
0001-1706

**FO38RFH**  
... A . . . 101-381.501-579  
... B . . . 101-410.501-602  
... C . . . 101-404.501-624  
... D . . . 101-340.501-602  
... E . . . 101-304.501-579  
... X 1-1706

STRATTEC

1	2	2a	3	3a	3b	e1+e2	6	42+71	72	43+44a	12	15	
						GTI COMPATIBLE		IGNITION					
CAR MAKE MODEL	FROM	TO	SILCA REF.	SILCA REF.	SILCA REF.	COPY	GEN.	TRANSP. TYPE	FAST COPY PLUS RW4 PLUS FAST COPY/RW4	FAST COPY PLUS RW4 PLUS	FAST COPY RW4	STP	

For more info on the uses of car keys, refer to the Silca Electronic Keys Catalogue:

### FORD AUS

FOCUS	2003	2004	H86-PT					TEX / CR	60					I
FOCUS	2005		HU101T17					TEX / CR	63					C
FOCUS	2005		HU101T20					TEX / CR	63					
FOCUS C-MAX	2003		HU101AP											
S-TYPE	2002		FO21T7					TEX / CR	60					
TAURUS	1996	1997	FO40R											
TAURUS	1996	1997	FO40RBP											
TAURUS	2000	2003	H86-PT					TEX / CR	60					C
TAURUS	2004		FO38RT17					TEX / CR	63					C
TAURUS LX / SHO	1996	1997	FO38RT3					TEXAS	4C					B
TAURUS LX / SHO	1998	1999	FO38RT3					TEXAS	4C					C
TAURUS LX / SHO	1998	1999	FO38RMH	FO38RTE	FO38RFH	Y	Y	TEXAS	4C	Y	P-BOX			
TAURUS WAGON	1996	1997	FO40RBP											
TAURUS WAGON	1996	1997	FO40R											
TERRITORY	2004	2005	FO21T7					TEX / CR	60					
TERRITORY	2004	2005	FO21MH	FO21TE	FO21FH	Y	Y	TEX / CR	60	Y	P-BOX			
TERRITORY	2005		HU101T20					TEX / CR2	6F					

FOR:  
PER:

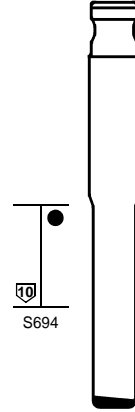
# FORD AUS



**HU101TE**  
..... 1-4000



**HU101MH**  
..... 1-4000



**HU101FH**  
..... 1-4000

FOR:  
PER:

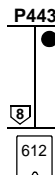
# FORD AUS



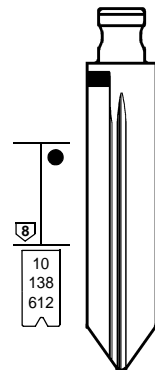
**H86-PT**  
..... X  
0001-1706



**FO38RTE**  
..... X  
0001-1706



**FO38RMH**  
..... X  
0001-1706



**FO38RFH**  
..... A ... 101-381.501-579  
..... B ... 101-410.501-602  
..... C ... 101-404.501-624  
..... D ... 101-340.501-602  
..... E ... 101-304.501-579  
..... X 1-1706



1	2	2a	3	3a	3b	e1+e2	6	42+71	72	43+44a	12	15	
						<b>GTI COMPATIBLE</b>		<b>IGNITION</b> 					
<b>CAR MAKE MODEL</b>	FROM	TO	SILCA REF.	SILCA REF.	SILCA REF.	COPY	GEN.	TRANSP. TYPE	FAST COPY PLUS RW4 PLUS FAST COPY/RW4	FAST COPY PLUS RW4 PLUS	FAST COPY RW4	STP	

For more info on the uses of car keys, refer to the Silca Electronic Keys Catalogue:


**FORD AUS**

TERRITORY	2005		HU101MH	HU101TE	HU101FH	Y	Y	TEX / CR2	6F	Y	P-BOX		
TRIBUTE	2001	2003	H86-PT					TEX / CR	60				H
TRIBUTE	2001	2003	FO38RMH	FO38RTE	FO38RFH	Y	Y	TEX / CR	60	Y	P-BOX		

FOR:  
PER:

## FORD EU

\*



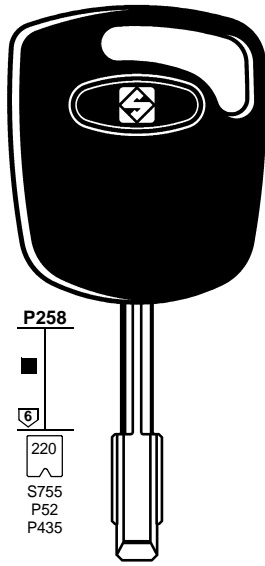
S755  
P52  
P435

T..... 1-1050  
T..... 1-2330  
T..... 1051-2330  
T..... 1-2-3-4



**FO21AP**

\* Key blank to be applied to the original remote control (the remote control includes the transponder chip)



P258



S755  
P52  
P435

T..... 1-1050  
T..... 1-2330  
T..... 1051-2330  
T..... 1-2-3-4



**FO21TE**



**FO21T17▲**



**FO21T3**

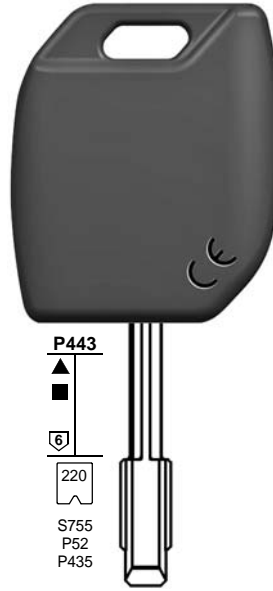


**FO21T7**



**FO21T3M**

TIBBE - VALEO



P443

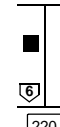
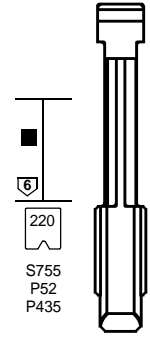


S755  
P52  
P435

T..... 1-1050  
T..... 1-2330  
T..... 1051-2330  
T..... 1-2-3-4



**FO21MH**



S755  
P52  
P435

T..... 1-1050  
T..... 1-2330  
T..... 1051-2330  
T..... 1-2-3-4

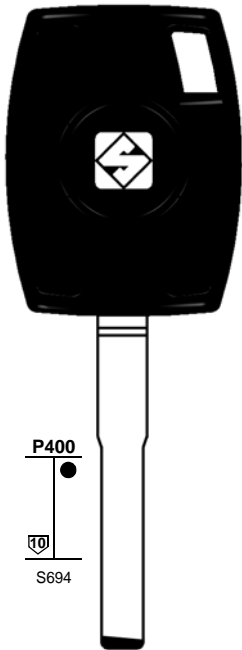


**FO21FH**

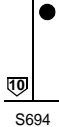
TIBBE - VALEO

FOR:  
PER:

## FORD EU



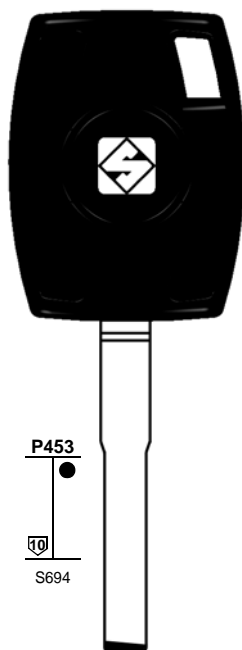
P400



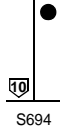
S694



**HU101T17**  
..... 1-4000



P453



S694



**HU101TE**  
..... 1-4000



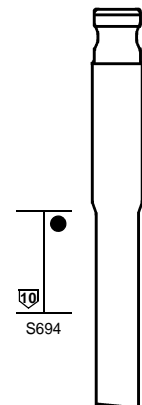
P443



S694



**HU101MH**  
..... 1-4000



S694

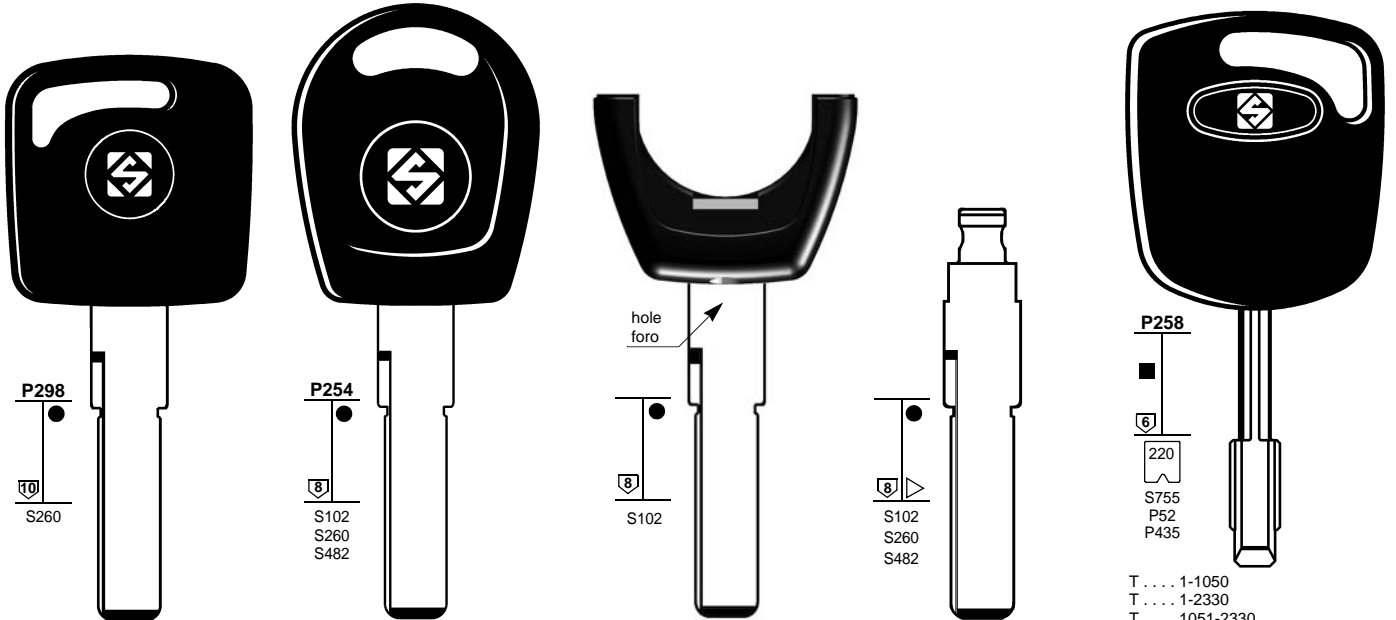


**HU101FH**  
..... 1-4000

1	2	2a	3	3a	3b	e1+e2		6	42+71	72	43+44a	12	15
						<b>GTI COMPATIBLE</b>		<b>IGNITION</b> 					
<b>CAR MAKE MODEL</b>	<b>FROM</b>	<b>TO</b>	<b>SILCA REF.</b>	<b>SILCA REF.</b>	<b>SILCA REF.</b>	<b>COPY</b>	<b>GEN.</b>	<b>TRANSP. TYPE</b>	<b>FAST COPY PLUS RW4 PLUS FAST COPY/RW4</b>	<b>FAST COPY PLUS RW4 PLUS</b>	<b>FAST COPY RW4</b>	<b>STP</b>	
For more info on the uses of car keys, refer to the Silca Electronic Keys Catalogue:													
<b>FORD EU</b>													
<b>B-MAX</b>	2012		<b>SMARTKEY</b>					TEX / MA	6E				
<b>C-MAX</b>	2011							TEX / MA	6E				
<b>CONNECT</b>	2002		<b>FO21T7</b>					TEX / CR	60				S5
<b>CONNECT</b>	2002		<b>FO21MH</b>	<b>FO21TE</b>	<b>FO21FH</b>	Y	Y	TEX / CR	60	Y	P-BOX		
<b>COUGAR</b>	1997	2002	<b>FO21T3</b>					TEXAS	4C				S2
<b>COUGAR</b>	1997	2002	<b>FO21T3M</b>					TEXAS	4C				S2
<b>COUGAR</b>	1997	2002	<b>FO21T3</b>					TEXAS	4C				S5
<b>COUGAR</b>	1997	2002	<b>FO21T3M</b>					TEXAS	4C				S5
<b>COUGAR</b>	1997	2002	<b>FO21MH</b>	<b>FO21TE</b>	<b>FO21FH</b>	Y	Y	TEXAS	4C	Y	P-BOX		
<b>COURIER KOMBI</b>	1998	2002	<b>FO21T3M</b>					TEXAS	4C				S2
<b>COURIER KOMBI</b>	1998	2002	<b>FO21T3</b>					TEXAS	4C				S2
<b>COURIER KOMBI</b>	1998	2002	<b>FO21T3</b>					TEXAS	4C				S5
<b>COURIER KOMBI</b>	1998	2002	<b>FO21T3M</b>					TEXAS	4C				S5
<b>COURIER KOMBI</b>	1998	2002	<b>FO21MH</b>	<b>FO21TE</b>	<b>FO21FH</b>	Y	Y	TEXAS	4C	Y	P-BOX		
<b>ESCORT</b>	1995	2000	<b>FO21T3</b>					TEXAS	4C				S2
<b>ESCORT</b>	1995	2000	<b>FO21T3M</b>					TEXAS	4C				S2
<b>ESCORT</b>	1995	2000	<b>FO21T3M</b>					TEXAS	4C				S5
<b>ESCORT</b>	1995	2000	<b>FO21T3</b>					TEXAS	4C				S5
<b>ESCORT</b>	1995	2000	<b>FO21MH</b>	<b>FO21TE</b>	<b>FO21FH</b>	Y	Y	TEXAS	4C	Y	P-BOX		
<b>FIESTA</b>	1995	2002	<b>FO21T3M</b>					TEXAS	4C				S2
<b>FIESTA</b>	1995	2002	<b>FO21T3</b>					TEXAS	4C				S2
<b>FIESTA</b>	1995	2002	<b>FO21T3</b>					TEXAS	4C				S5
<b>FIESTA</b>	1995	2002	<b>FO21T3M</b>					TEXAS	4C				S5
<b>FIESTA</b>	1995	2002	<b>FO21MH</b>	<b>FO21TE</b>	<b>FO21FH</b>	Y	Y	TEXAS	4C	Y	P-BOX		
<b>FIESTA</b>	2003	2008	<b>FO21T17</b>					TEX / CR	63				S5
<b>FIESTA</b>	2003	2008	<b>FO21MH</b>	<b>FO21TE</b>	<b>FO21FH</b>	Y	Y	TEX / CR	63	Y	P-BOX		
<b>FIESTA</b>	2008	2012	<b>HU101T17</b>					TEX / CR	63				
<b>FIESTA</b>	2008	2012	<b>HU101MH</b>	<b>HU101TE</b>	<b>HU101FH</b>	Y	Y	TEX / CR	63	Y	P-BOX		
<b>FIESTA</b>	2013							TEX / MA	6E				
<b>FOCUS</b>	1998	2004	<b>FO21T7</b>					TEX / CR	60				S5
<b>FOCUS</b>	1998	2004	<b>FO21AP</b>										
<b>FOCUS</b>	1998	2004	<b>FO21MH</b>	<b>FO21TE</b>	<b>FO21FH</b>	Y	Y	TEX / CR	60	Y	P-BOX		
<b>FOCUS</b>	2004	2010	<b>HU101T17</b>					TEX / CR	63				
<b>FOCUS</b>	2004	2010	<b>HU101MH</b>	<b>HU101TE</b>	<b>HU101FH</b>	Y	Y	TEX / CR	63	Y	P-BOX		
<b>FOCUS</b>	2011							TEX / MA	6E				
<b>FOCUS C-MAX</b>	2003	2010	<b>HU101T17</b>					TEX / CR	63				
<b>FOCUS C-MAX</b>	2003	2010	<b>HU101MH</b>	<b>HU101TE</b>	<b>HU101FH</b>	Y	Y	TEX / CR	63	Y	P-BOX		
<b>FUSION</b>	2002		<b>FO21T17</b>					TEX / CR	63				S5
<b>FUSION</b>	2002		<b>FO21MH</b>	<b>FO21TE</b>	<b>FO21FH</b>	Y	Y	TEX / CR	63	Y	P-BOX		

FOR:  
PER:

## FORD EU



T .... 1-1050  
T .... 1-2330  
T .... 1051-2330  
T ..... 1-2-3-4



**HU66BT1**  
.... 1-2000



**HU66T10**  
1ATS ..... 00001-17850  
.... 1-2000  
.... 1-6000



**HU66DT5**  
.... 1-2000



**HU66FH**  
.... 1-2000  
.... 0001-6000



**FO21TE**



**FO21T3**

Red head  
Testa rossa



**HU66BT28**  
.... 1-2000



**FO21T7**



**FO21T3M**

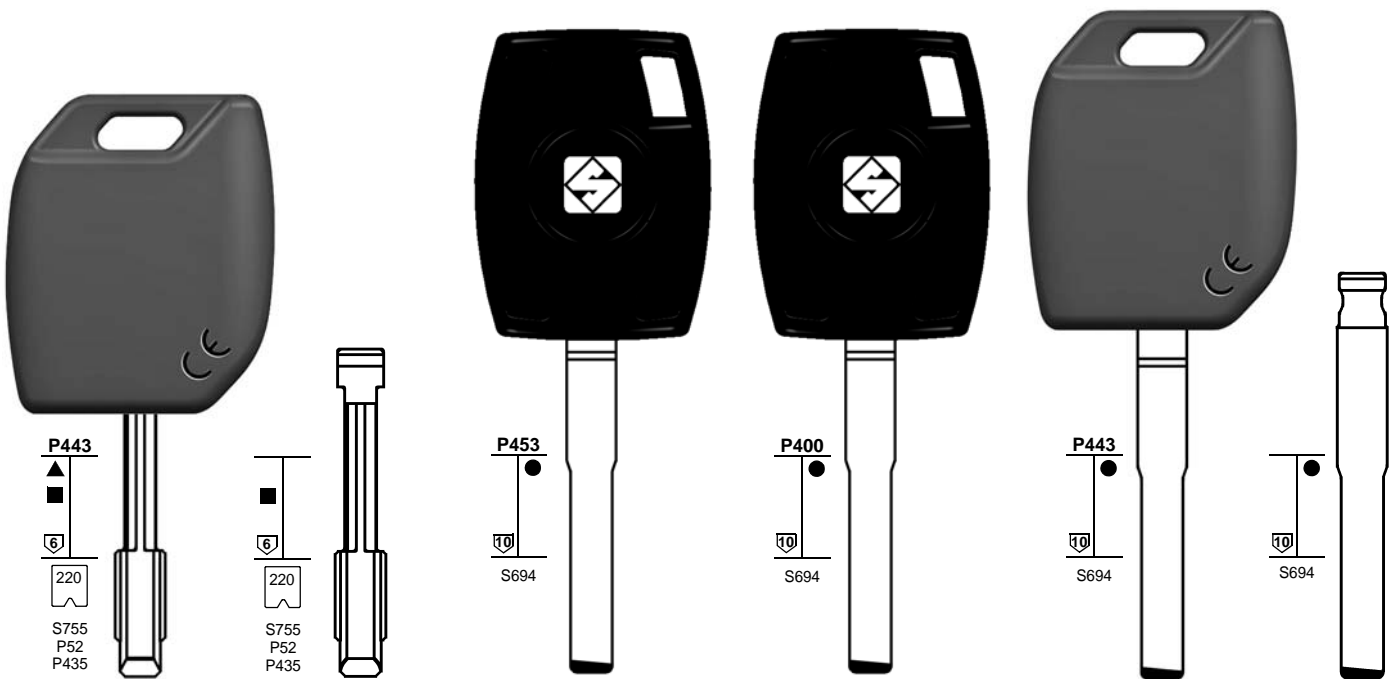
WITTE

WITTE

TIBBE - VALEO

FOR:  
PER:

## FORD EU



**FO21MH**  
T .... 1-1050  
T .... 1-2330  
T .... 1051-2330  
T ..... 1-2-3-4



**FO21FH**  
T .... 1-1050  
T .... 1-2330  
T .... 1051-2330  
T ..... 1-2-3-4



**HU101TE**  
.... 1-4000



**HU101T17**  
.... 1-4000



**HU101MH**  
.... 1-4000





















**HU101FH**  
.... 1-4000

TIBBE - VALEO

STRATTEC

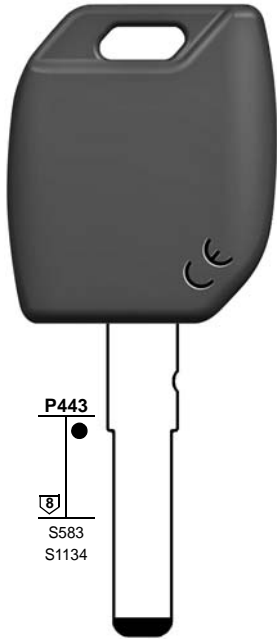
STRATTEC

1	2	2a	3	3a	3b	e1+e2	6	42+71	72	43+44a	12	15		
						GTI COMPATIBLE		IGNITION						
														
CAR MAKE MODEL	FROM	TO	SILCA REF.	SILCA REF.	SILCA REF.	COPY	GEN.	TRANSP. TYPE	FAST COPY PLUS RW4 PLUS FAST COPY/RW4	FAST COPY PLUS RW4 PLUS	FAST COPY RW4	STP		
														
For more info on the uses of car keys, refer to the Silca Electronic Keys Catalogue:														

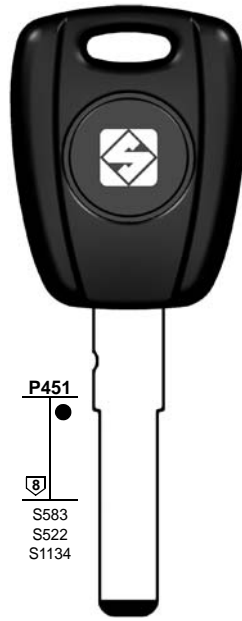
FORD EU													
GALAXY	1995	1998	HU66BT1		HU66FH			PH	33	Y	Y	S-V	S2
GALAXY	1995	1998	HU66DT5		HU66FH			PH	33	Y	Y	S-V	S2
GALAXY	1998	2000	HU66T10		HU66FH			PH / CR	42	Y	Y		
GALAXY	2000	2006	HU66BT28		HU66FH			PH / CR	4W	RD	RD		
GALAXY	2006	2010	HU101T17					TEX / CR	63				
GALAXY	2006	2010	HU101MH	HU101TE	HU101FH	Y	Y	TEX / CR	63	Y	P-BOX		
KA	1996	2002	FO21T3M					TEXAS	4C				S2
KA	1996	2002	FO21T3					TEXAS	4C				S2
KA	1996	2002	FO21T3					TEXAS	4C				S5
KA	1996	2002	FO21T3M					TEXAS	4C				S5
KA	1996	2002	FO21MH	FO21TE	FO21FH	Y	Y	TEXAS	4C	Y	P-BOX		
KA	2002	2008	FO21T7					TEX / CR	60				
KA	2002	2008	FO21MH	FO21TE	FO21FH	Y	Y	TEX / CR	60	Y	P-BOX		
KA	2009							PH / CR2	46				

FOR:  
PER:

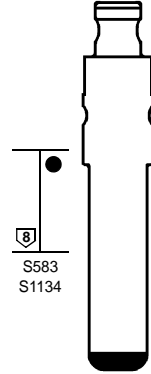
## FORD EU



**SIP22MH**  
DE . . . . . 1-11210



**SIP22TE**  
DE . . . . . 1-11210



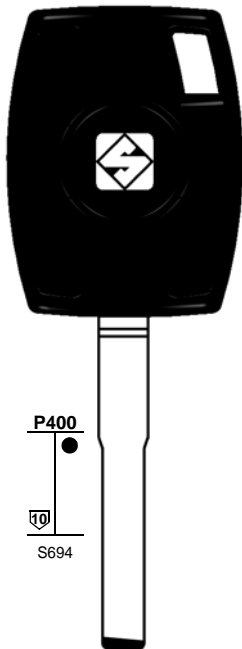
**SIP22FH**  
DE . . . . . 1-11210

GIOBERT - TRW SIPEA

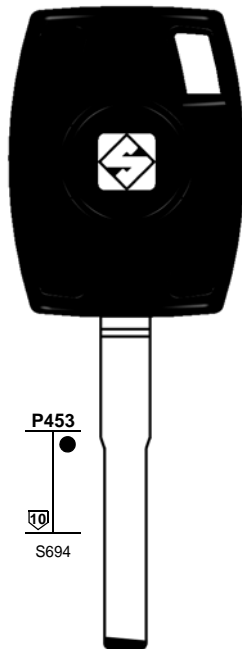
GIOBERT - TRW SIPEA

FOR:  
PER:

## FORD EU



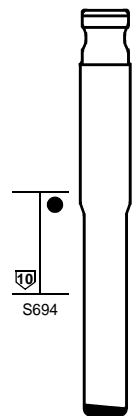
**HU101T17**  
. . . . . 1-4000



**HU101TE**  
. . . . . 1-4000


















**HU101MH**  
. . . . . 1-4000



**HU101FH**  
. . . . . 1-4000

STRATTEC

STRATTEC

1		2	2a	3	3a	3b	e1+e2	6	42+71	72	43+44a	12	15	
							<b>GTI COMPATIBLE</b>	<b>IGNITION</b> 						
CAR MAKE MODEL	FROM	TO	SILCA REF.	SILCA REF.	SILCA REF.	COPY	GEN.	TRANSP. TYPE	FAST COPY PLUS RW4 PLUS FAST COPY/RW4	FAST COPY PLUS RW4 PLUS	FAST COPY RW4	STP		
														

For more info on the uses of car keys, refer to the Silca Electronic Keys Catalogue:

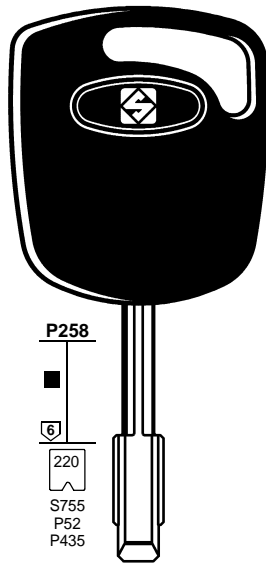
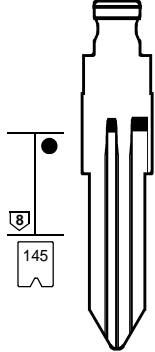
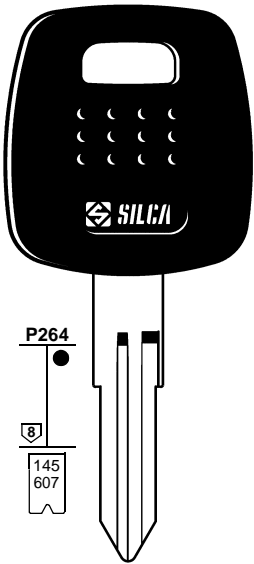


**FORD EU**

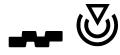
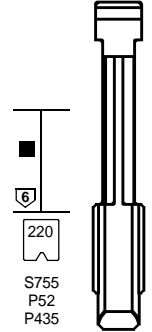
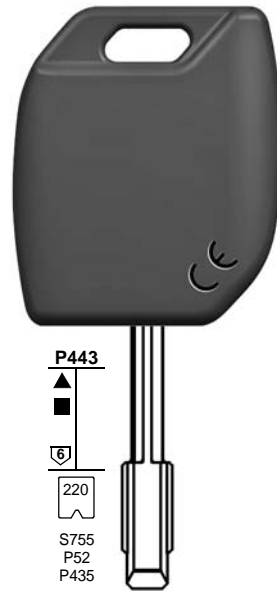
KA	2009		SIP22MH	SIP22TE	SIP22FH	Y		PH / CR2	46	Y	P-BOX		
<b>KUGA</b>	2008		<b>HU101T17</b>					TEX / CR	63				
<b>KUGA</b>	2008		<b>SMARTKEY</b>					TEX / CR	63				
<b>KUGA</b>	2008		<b>HU101MH</b>	<b>HU101TE</b>	<b>HU101FH</b>	Y	Y	TEX / CR	63	Y	P-BOX		

FOR:  
PER:

# FORD EU



T ..... 1-1050  
T ..... 1-2330  
T ..... 1051-2330  
T ..... 1-2-3-4



**NSN11T2**

X ..... 1-8000  
..... 1-22185  
..... 30001-37850  
X ..... 8001-9000



**NSN11FH**

X ..... 1-8000  
X ..... 8001-9000



**FO21TE**



**FO21T3**

Red head  
Testa rossa



**FO21T7**



**FO21T3M**



**FO21MH**

T ..... 1-1050  
T ..... 1-2330  
T ..... 1051-2330  
T ..... 1-2-3-4



**FO21FH**

T ..... 1-1050  
T ..... 1-2330  
T ..... 1051-2330  
T ..... 1-2-3-4

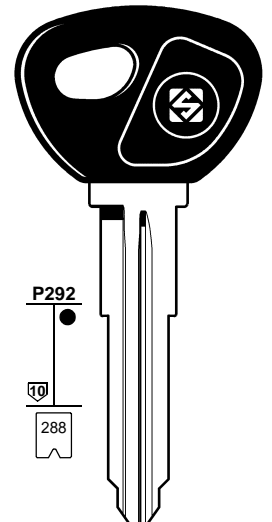
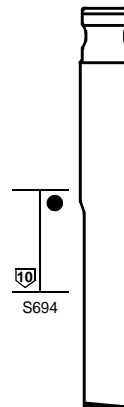
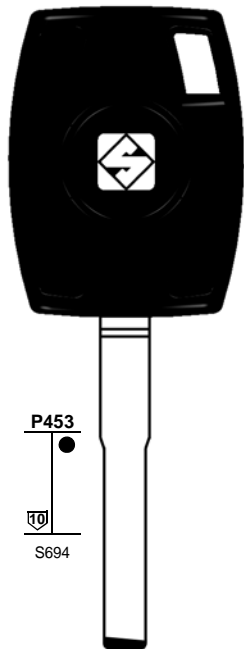
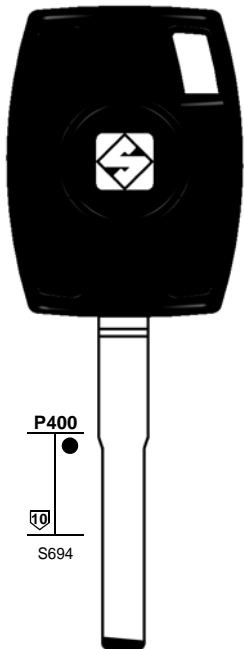
VALEO

TIBBE - VALEO

TIBBE - VALEO

FOR:  
PER:

# FORD EU



**HU101T17**

..... 1-4000



**HU101TE**

..... 1-4000



**HU101MH**

..... 1-4000



**HU101FH**

..... 1-4000



**MAZ13T5**

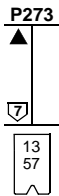
.....  
10100-12283



1	2	2a	3	3a	3b	e1+e2		6	42+71	72	43+44a	12	15
						GTI COMPATIBLE		IGNITION					
CAR MAKE MODEL	FROM	TO	SILCA REF.	SILCA REF.	SILCA REF.	COPY	GEN.	TRANSP. TYPE	FAST COPY PLUS RW4 PLUS FAST COPY/RW4	FAST COPY PLUS RW4 PLUS	FAST COPY RW4	STP	
			REF.	TE	FLIP								
For more info on the uses of car keys, refer to the Silca Electronic Keys Catalogue:													
<b>FORD EU</b>													
MAVERICK	1995	1997	NSN11T2		NSN11FH			PH	33	Y	Y		
MONDEO	1995	2001	FO21T3					TEXAS	4C				S2
MONDEO	1995	2001	FO21T3M					TEXAS	4C				S2
MONDEO	1995	2001	FO21T3					TEXAS	4C				S5
MONDEO	1995	2001	FO21T3M					TEXAS	4C				S5
MONDEO	1995	2001	FO21MH	FO21TE	FO21FH	Y	Y	TEXAS	4C	Y	P-BOX		
MONDEO	2001	2007	FO21T7					TEX / CR	60				S5
MONDEO	2001	2007	FO21MH	FO21TE	FO21FH	Y	Y	TEX / CR	60	Y	P-BOX		
MONDEO	2007	2010	HU101T17					TEX / CR	63				
MONDEO	2007	2010	HU101MH	HU101TE	HU101FH	Y	Y	TEX / CR	63	Y	P-BOX		
MONDEO	2011							TEX / MA	6E				
PROBE	1996	1997	MAZ13T5					TEMIC	12	Y	Y		S4
PUMA	1998	2002	FO21T3					TEXAS	4C				S2
PUMA	1998	2002	FO21T3M					TEXAS	4C				S2
PUMA	1998	2002	FO21T3					TEXAS	4C				S5
PUMA	1998	2002	FO21T3M					TEXAS	4C				S5
PUMA	1998	2002	FO21MH	FO21TE	FO21FH	Y	Y	TEXAS	4C	Y	P-BOX		
RANGER	2006	2012						TEM / CR	8C				
RANGER	2012							TEX / MA	6E				
SCORPIO	1995	1998	FO21T3					TEXAS	4C				S2
SCORPIO	1995	1998	FO21T3M					TEXAS	4C				S2
SCORPIO	1995	1998	FO21T3M					TEXAS	4C				S5
SCORPIO	1995	1998	FO21T3					TEXAS	4C				S5
SCORPIO	1995	1998	FO21MH	FO21TE	FO21FH	Y	Y	TEXAS	4C	Y	P-BOX		
S-MAX	2006	2010	HU101T17					TEX / CR	63				
S-MAX	2006	2010	HU101MH	HU101TE	HU101FH	Y	Y	TEX / CR	63	Y	P-BOX		
S-MAX	2011							TEX / MA	6E				
TRANSIT	1995	2000	FO21T3					TEXAS	4C				S2
TRANSIT	1995	2000	FO21T3M					TEXAS	4C				S2
TRANSIT	1995	2000	FO21T3M					TEXAS	4C				S5
TRANSIT	1995	2000	FO21T3					TEXAS	4C				S5
TRANSIT	1995	2000	FO21MH	FO21TE	FO21FH	Y	Y	TEXAS	4C	Y	P-BOX		
TRANSIT	2000	2006	FO21T7					TEX / CR	60				S5
TRANSIT	2000	2006	FO21MH	FO21TE	FO21FH	Y	Y	TEX / CR	60	Y	P-BOX		
TRANSIT	2007		FO21T17					TEX / CR	63				
TRANSIT	2007		FO21MH	FO21TE	FO21FH	Y	Y	TEX / CR	63	Y	P-BOX		
TRANSIT	2007							TEX / CR2	6F				
TRANSIT	2007		FO21MH	FO21TE	FO21FH	Y	Y	TEX / CR2	6F	Y	P-BOX		

FOR:  
PER:

## FORD SUD AMERICA



**FO10TE**

AK ..... 1-1000  
TL ..... 1-1000  
TX ..... 1-1859



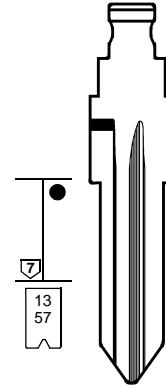
**FO10T7**

AK ..... 1-1000  
TC ..... 1-1000  
TX ..... 1-1859



**FO10MH**

AK ..... 1-1000  
TC ..... 1-1000  
TX ..... 1-1859

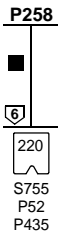


**FO10FH**

AK ..... 1-1000  
TL ..... 1-1000  
TX ..... 1-1859

FOR:  
PER:

## FORD SUD AMERICA



S755  
P52  
P435

T ..... 1-1050  
T ..... 1-2330  
T ..... 1051-2330  
T ..... 1-2-3-4



**FO21TE**



**FO21T3**

Red head  
Testa rossa

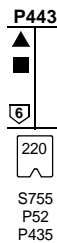


**FO21T7**



**FO21T3M**

TIBBE - VALEO

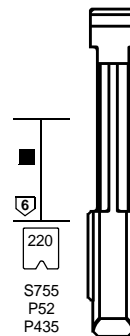


S755  
P52  
P435



**FO21MH**

T ..... 1-1050  
T ..... 1-2330  
T ..... 1051-2330  
T ..... 1-2-3-4



S755  
P52  
P435



**FO21FH**

T ..... 1-1050  
T ..... 1-2330  
T ..... 1051-2330  
T ..... 1-2-3-4



**FO38RT3**

..... X  
0001-1706



**FO38RT17**

..... X  
0001-1706

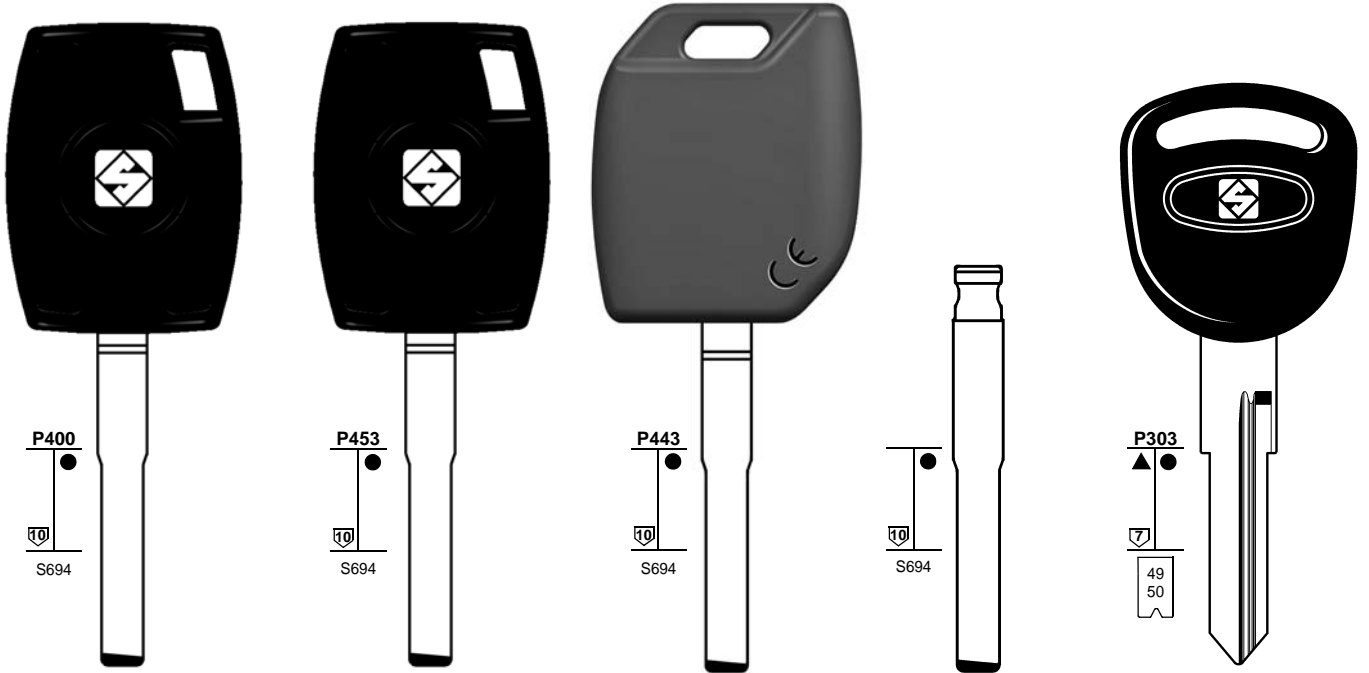
STRATTEC

TIBBE - VALEO



FOR:  
PER:

# FORD SUD AMERICA



**HU101T17**  
..... 1-4000

**HU101TE**  
..... 1-4000

**HU101MH**  
..... 1-4000

**HU101FH**  
..... 1-4000

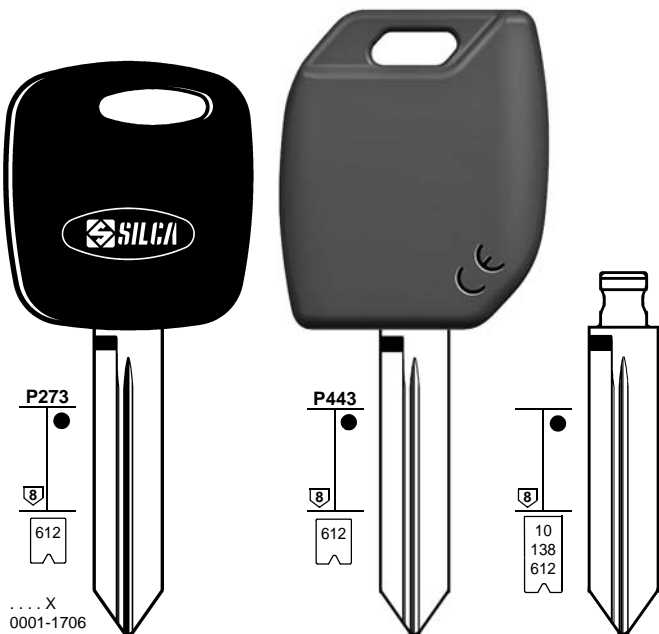
**WT7FP**  
HV ..... 1-8154  
HV ..... 1001-9282

HUF

HUF

FOR:  
PER:

# FORD SUD AMERICA



**P273**  
..... X  
0001-1706

**P443**  
..... X  
0001-1706

**P443**  
..... X  
0001-1706

**FO38RTE**

**FO38RMH**  
..... X  
0001-1706

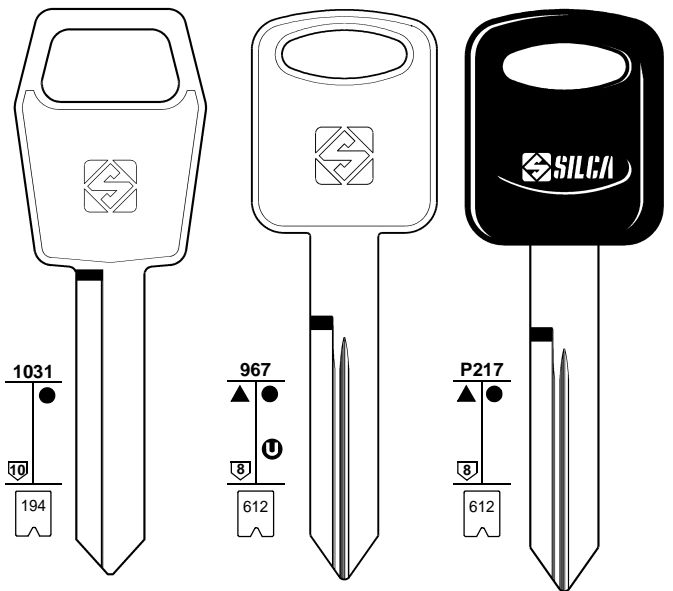
**FO38RFH**  
... A ... 101-381.501-579  
... B ... 101-410.501-602  
... C ... 101-404.501-624  
... D ... 101-340.501-602  
... E ... 101-304.501-579  
... X 1-1706

**FO38RT3**

**FO38RT17**

STRATTEC

# FORD USA



**1031**  
..... A ... 101-381.501-579  
... B ... 101-410.501-602  
... C ... 101-404.501-624  
... D ... 101-340.501-602  
... E ... 101-304.501-579

**967**  
..... X 1-1706  
..... Y 1-1200

**P217**  
..... X 1-1706  
..... Y 1-1200

**FO35**

**FO40R**

**FO40RBP**

STRATTEC

STRATTEC

1	2	2a	3	3a	3b	e1+e2	6	42+71	72	43+44a	12	15
---	---	----	---	----	----	-------	---	-------	----	--------	----	----

**GTI  
COMPATIBLE**

IGNITION



CAR MAKE MODEL	FROM	TO	SILCA REF.	SILCA REF.	SILCA REF.	COPY	GEN.	TRANSP. TYPE	FAST COPY PLUS RW4 PLUS FAST COPY/RW4	FAST COPY PLUS RW4 PLUS	FAST COPY RW4	STP	

For more info on the uses of car keys, refer to the Silca Electronic Keys Catalogue:



**FORD SUD AMERICA**

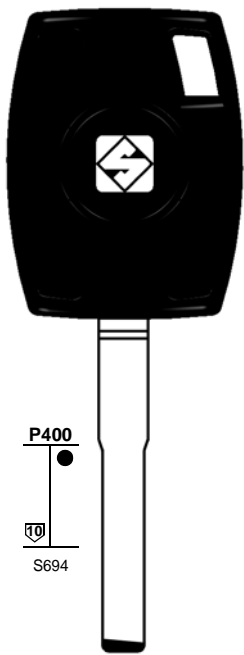
MONDEO	2007		HU101T17					TEX / CR	63			
MONDEO	2007		HU101MH	HU101TE	HU101FH	Y	Y	TEX / CR	63	Y	P-BOX	
RANGER	1998	2003	FO38RT3					TEXAS	4C			C
RANGER	2004		FO38RT17					TEX / CR	63			C
RANGER	2004		FO38RMH	FO38RTE	FO38RFH	Y	Y	TEX / CR	63	Y	P-BOX	
VARIOUS MODELS	1996		WT7FP									

**FORD USA**

AEROSTAR	1987	1991	FO35									
AEROSTAR	1996	1997	FO40RBP									
AEROSTAR	1996	1997	FO40R									
BRONCO PICK UP	1996	1997	FO40R									
BRONCO PICK UP	1996	1997	FO40RBP									

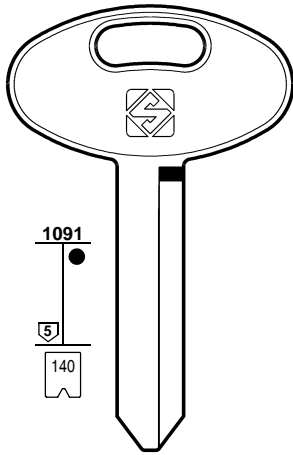
FOR:  
PER:

# FORD USA



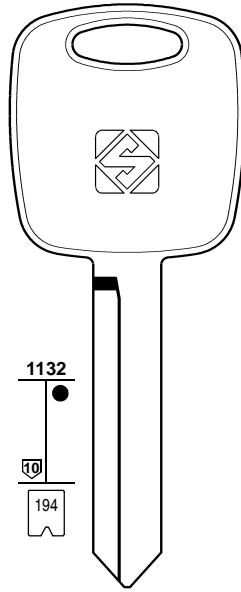
P400  
S694

**HU101T20**  
... 1-4000



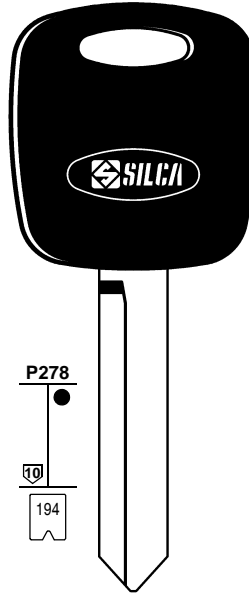
1091  
140

**FO37R**  
FB-PF ...  
0000-1863



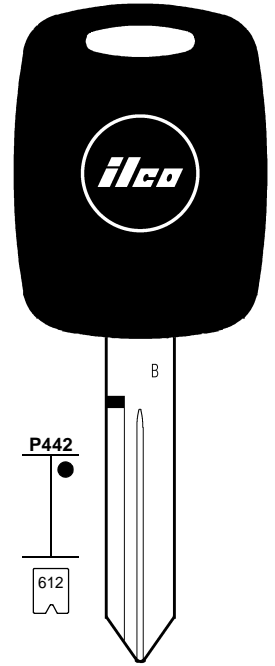
1132  
194

**FO39**  
... A ... 101-381.501-579  
... B ... 101-410.501-602  
... C ... 101-404.501-624  
... D ... 101-340.501-602  
... E ... 101-304.501-579



P278  
194

**FO39CP**  
... A ... 101-381.501-579  
... B ... 101-410.501-602  
... C ... 101-404.501-624  
... D ... 101-340.501-602  
... E ... 101-304.501-579



P442  
612

**H72-EK3**  
... X  
1-1706

STRATTEC

STRATTEC

FOR:  
PER:

# FORD USA

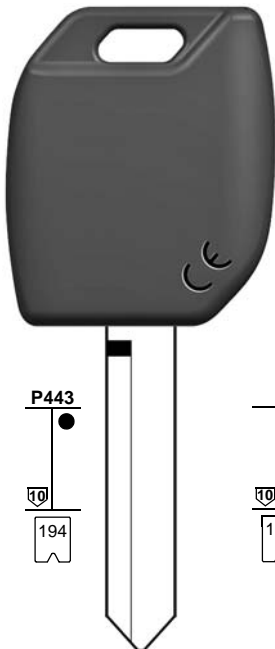


P273  
194

... A ... 101-381.501-579  
... B ... 101-410.501-602  
... C ... 101-404.501-624  
... D ... 101-340.501-602  
... E ... 101-304.501-579

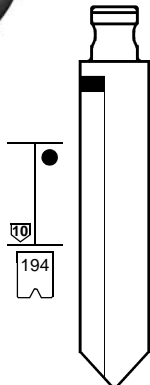
**FO26TE**

**FO26T3**



P443  
194

**FO26MH**  
... A ... 101-381.501-579  
... B ... 101-410.501-602  
... C ... 101-404.501-624  
... D ... 101-340.501-602  
... E ... 101-304.501-579



194

**FO26FH**  
... A ... 101-381.501-579  
... B ... 101-410.501-602  
... C ... 101-404.501-624  
... D ... 101-340.501-602  
... E ... 101-304.501-579



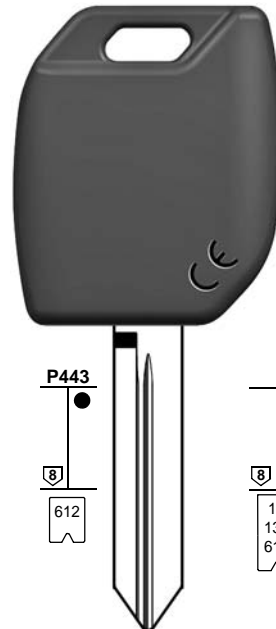
P273  
612

... X  
0001-1706

**FO38RT3**

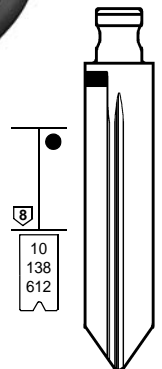
**FO38RT3**

**FO38RT17**



P443  
612

**FO38RMH**  
... X  
0001-1706



10  
138  
612

**FO38RFH**  
... A ... 101-381.501-579  
... B ... 101-410.501-602  
... C ... 101-404.501-624  
... D ... 101-340.501-602  
... E ... 101-304.501-579  
... X 1-1706

STRATTEC

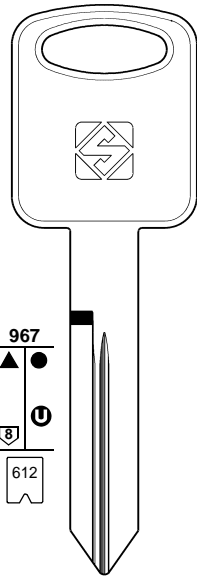
STRATTEC

STRATTEC

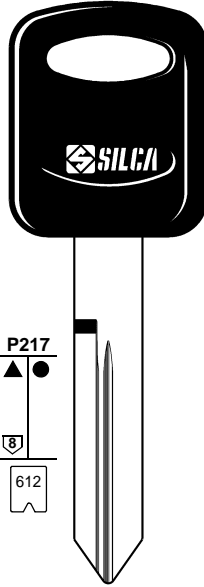
1	2	2a	3	3a	3b	e1+e2		6	42+71	72	43+44a	12	15
						<b>GTI COMPATIBLE</b>		IGNITION 					
CAR MAKE MODEL	FROM	TO	SILCA REF.	SILCA REF.	SILCA REF.	COPY	GEN.	TRANSP. TYPE	FAST COPY PLUS RW4 PLUS FAST COPY/RW4	FAST COPY PLUS RW4 PLUS	FAST COPY RW4	STP	
For more info on the uses of car keys, refer to the Silca Electronic Keys Catalogue:													
FORD USA													
C-MAX	2013		HU101T20					TEX / MA	6E				
C-MAX	2013		SMARTKEY					TEX / MA	6E				
CONCORDE	1995	1995	FO37R										
CONTOUR	1995	1997	FO39										
CONTOUR	1995	1997	FO39CP										
CONTOUR V6 LX	1997	1999	FO26T3					TEXAS	4C				B
CONTOUR V6 LX	1998	2000	FO26T3					TEXAS	4C				C
CONTOUR V6 LX	1998	2000	FO26MH	FO26TE	FO26FH	Y	Y	TEXAS	4C	Y	P-BOX		
CROWN VICTORIA	1998	2002	FO38RT3					TEXAS	4C				C
CROWN VICTORIA	1998	2002	FO38RMH	FO38RTE	FO38RFH	Y	Y	TEXAS	4C	Y	P-BOX		
CROWN VICTORIA	1998	2002	H72-EK3					TEXAS	4C	Y	Y		
CROWN VICTORIA	2003	2012	FO38RT17					TEX / CR	63				C
CROWN VICTORIA	2003	2012	FO38RMH	FO38RTE	FO38RFH	Y	Y	TEX / CR	63	Y	P-BOX		
EDGE	2007	2010	FO38RT17					TEX / CR2	6F				C
EDGE	2007	2010	FO38RMH	FO38RTE	FO38RFH	Y	Y	TEX / CR2	6F	Y	P-BOX		
EDGE	2007	2009	FO38RMH	FO38RTE	FO38RFH	Y	Y	TEX / CR3	6A	Y	P-BOX		
EDGE	2010		SMARTKEY					TEX / MA	6E				
EDGE	2011							TEX / MA	6E				

FOR:  
PER:

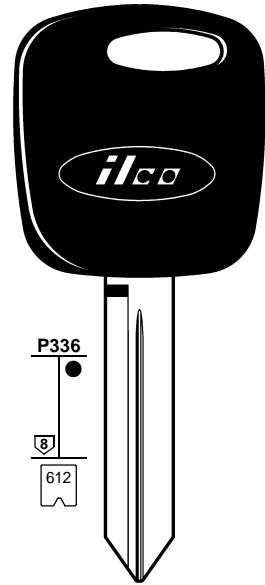
# FORD USA



**FO40R**  
.... X 1-1706  
.... Y 1-1200



**FO40RBP**  
.... X 1-1706  
.... Y 1-1200



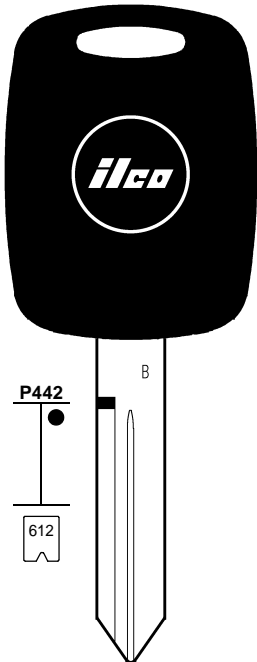
**H86-PT**  
.... X  
0001-1706

STRATTEC

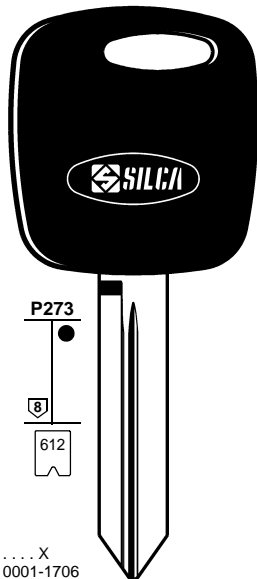
STRATTEC

FOR:  
PER:

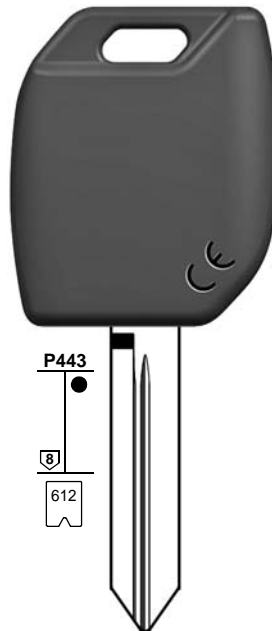
# FORD USA



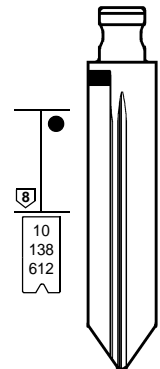
**H72-EK3**  
.... X  
1-1706



.... X  
0001-1706  
**FO38RTE**  
**FO38RT3**  
**FO38RT17**



**FO38RMH**  
.... X  
0001-1706



**FO38RFH**  
.... A ... 101-381.501-579  
.... B ... 101-410.501-602  
.... C ... 101-404.501-624  
.... D ... 101-340.501-602  
.... E ... 101-304.501-579  
.... X 1-1706

STRATTEC

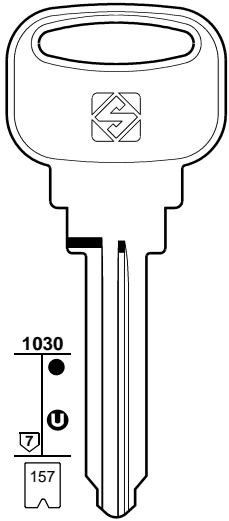
STRATTEC



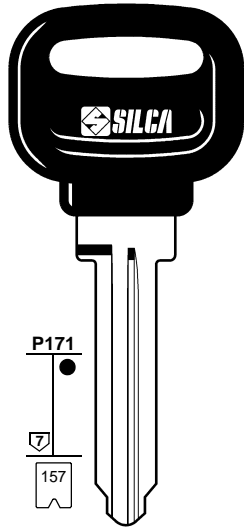
1	2	2a	3	3a	3b	e1+e2		6	42+71	72	43+44a	12	15
						GTI COMPATIBLE		IGNITION					
CAR MAKE MODEL	FROM	TO	SILCA REF.	SILCA REF.	SILCA REF.	COPY	GEN.	TRANSP. TYPE	FAST COPY PLUS RW4 PLUS FAST COPY/RW4	FAST COPY PLUS RW4 PLUS	FAST COPY RW4	STP	
For more info on the uses of car keys, refer to the Silca Electronic Keys Catalogue:													
<b>FORD USA</b>													
ESCAPE	2001	2004	H86-PT					TEX / CR	60				H
ESCAPE	2001	2004	FO38RMH	FO38RTE	FO38RFH	Y	Y	TEX / CR	60	Y	P-BOX		
ESCAPE	2005	2012	FO38RT17					TEX / CR	63				C
ESCAPE	2005	2012	FO38RMH	FO38RTE	FO38RFH	Y	Y	TEX / CR	63	Y	P-BOX		
ESCAPE	2012							TEX / MA	6E				
E-SERIES VAN	2008	2012	FO38RT17					TEX / CR	63				
E-SERIES VAN	2008	2012	FO38RMH	FO38RTE	FO38RFH	Y	Y	TEX / CR	63	Y	P-BOX		
E-SERIES VAN	2008							TEX / MA	6E				C
EXCURSION	2000	2006	FO38RT3					TEXAS	4C				C
EXCURSION	2000	2006	FO38RMH	FO38RTE	FO38RFH	Y	Y	TEXAS	4C	Y	P-BOX		
EXCURSION	2000	2006	H72-EK3					TEXAS	4C	Y	Y		
EXPEDITION	1997	1998	FO38RT3					TEXAS	4C				B
EXPEDITION	1997	2002	FO38RMH	FO38RTE	FO38RFH	Y	Y	TEXAS	4C	Y	P-BOX		
EXPEDITION	1997	2002	H72-EK3					TEXAS	4C	Y	Y		
EXPEDITION	1999	2002	FO38RT3					TEXAS	4C				C
EXPEDITION	2003	2010	FO38RT17					TEX / CR	63				C
EXPEDITION	2003	2010	FO38RMH	FO38RTE	FO38RFH	Y	Y	TEX / CR	63	Y	P-BOX		
EXPEDITION	2011							TEX / MA	6E				
EXPLORER	1996	1997	FO40R										
EXPLORER	1996	1997	FO40RBP										
EXPLORER	1998	2001	FO38RT3					TEXAS	4C				C
EXPLORER	1998	2001	H72-EK3					TEXAS	4C	Y	Y		
EXPLORER	1998	2001	FO38RMH	FO38RTE	FO38RFH	Y	Y	TEXAS	4C	Y	P-BOX		
EXPLORER	2001	2003	FO38RMH	FO38RTE	FO38RFH	Y	Y	TEX / CR	60	Y	P-BOX		
EXPLORER	2001	2003	H86-PT					TEX / CR	60				C
EXPLORER	2004	2010	FO38RT17					TEX / CR	63				C
EXPLORER	2004	2010	FO38RMH	FO38RTE	FO38RFH	Y	Y	TEX / CR	63	Y	P-BOX		
EXPLORER	2010		SMARTKEY					TEX / MA	6E				
EXPLORER	2011							TEX / MA	6E				
EXPLORER SPORT TRAC	1999	2001	FO38RT3					TEXAS	4C				C
EXPLORER SPORT TRAC	1999	2001	FO38RMH	FO38RTE	FO38RFH	Y	Y	TEXAS	4C	Y	P-BOX		
EXPLORER SPORT TRAC	2002	2010	FO38RT17					TEX / CR	63				C
EXPLORER SPORT TRAC	2002	2010	FO38RMH	FO38RTE	FO38RFH	Y	Y	TEX / CR	63	Y	P-BOX		
F-150	1998	2004	FO38RT3					TEXAS	4C				C
F-150	1998	2004	FO38RMH	FO38RTE	FO38RFH	Y	Y	TEXAS	4C	Y	P-BOX		
F-150	1998	2004	H72-EK3					TEXAS	4C	Y	Y		
F-150	2004	2008	FO38RT17					TEX / CR	63				C
F-150	2004	2010	FO38RMH	FO38RTE	FO38RFH	Y	Y	TEX / CR	63	Y	P-BOX		
F-150	2009	2010	FO38RT17					TEX / CR	63				C
F-150	2011							TEX / MA	6E				
F-250	1998	2004	FO38RT3					TEXAS	4C				C
F-250	1998	2004	FO38RMH	FO38RTE	FO38RFH	Y	Y	TEXAS	4C	Y	P-BOX		
F-250	1998	2004	H72-EK3					TEXAS	4C	Y	Y		
F-250	2004	2008	FO38RT17					TEX / CR	63				C
F-250	2004	2010	FO38RMH	FO38RTE	FO38RFH	Y	Y	TEX / CR	63	Y	P-BOX		
F-250	2008	2010	FO38RT17					TEX / CR	63				C

FOR:  
PER:

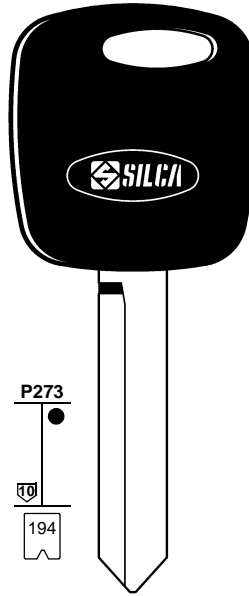
FORD USA



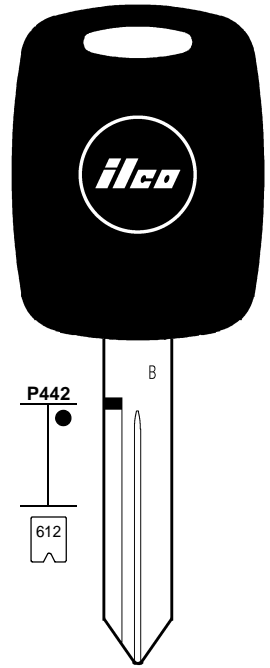
**FO22R**  
FA ...  
6500-7733



**FO22RP**  
FA ...  
6500-7733



**FO26T3**  
... A ... 101-381.501-579  
... B ... 101-410.501-602  
... C ... 101-404.501-624  
... D ... 101-340.501-602  
... E ... 101-304.501-579

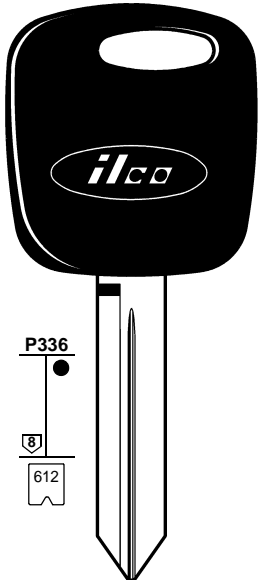


**H72-EK3**  
... X  
1-1706

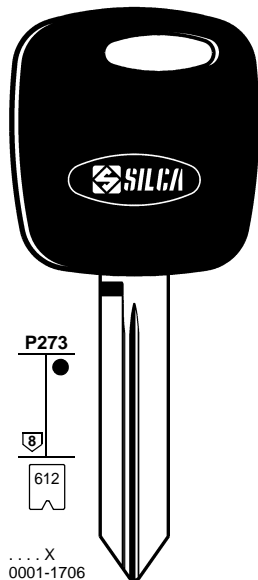
STRATTEC

FOR:  
PER:

FORD USA



**H86-PT**  
... X  
0001-1706



... X  
0001-1706

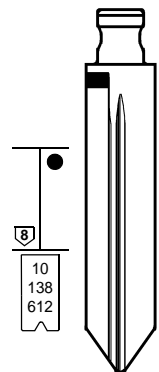
**FO38RTE**  
TE KEY

**FO38RT3**

**FO38RT17**



**FO38RMH**  
... X  
0001-1706



**FO38RFH**  
FH FLIP  
... A ... 101-381.501-579  
... B ... 101-410.501-602  
... C ... 101-404.501-624  
... D ... 101-340.501-602  
... E ... 101-304.501-579  
... X 1-1706

STRATTEC

STRATTEC

1	2	2a	3	3a	3b	e1+e2		6	42+71	72	43+44a	12	15
						GTI COMPATIBLE		IGNITION					
CAR MAKE MODEL	FROM	TO	SILCA REF.	SILCA REF.	SILCA REF.	COPY	GEN.	TRANSP. TYPE	FAST COPY PLUS RW4 PLUS FAST COPY/RW4	FAST COPY PLUS RW4 PLUS	FAST COPY RW4	STP	
For more info on the uses of car keys, refer to the Silca Electronic Keys Catalogue:													
<b>FORD USA</b>													
F-250	2011							TEX / MA	6E				
F-350	1999	2003	FO38RT3					TEXAS	4C				C
F-350	1999	2003	H72-EK3					TEXAS	4C	Y	Y		
F-350	1999	2003	FO38RMH	FO38RTE	FO38RFH	Y	Y	TEXAS	4C	Y		P-BOX	
F-350	2004	2007	FO38RT17					TEX / CR	63				C
F-350	2004	2010	FO38RMH	FO38RTE	FO38RFH	Y	Y	TEX / CR	63	Y		P-BOX	
F-350	2008	2010	FO38RT17					TEX / CR	63				C
F-350	2011							TEX / MA	6E				
FIESTA	2011							TEX / MA	6E				
FIVE HUNDRED	2005	2007	FO38RT17					TEX / CR	63				C
FIVE HUNDRED	2005	2007	FO38RMH	FO38RTE	FO38RFH	Y	Y	TEX / CR	63	Y		P-BOX	
FLEX	2009	2010	FO38RT17					TEX / CR2	6F				
FLEX	2009	2009	FO38RMH	FO38RTE	FO38RFH	Y	Y	TEX / CR3	6A	Y		P-BOX	
FLEX	2009	2010	FO38RMH	FO38RTE	FO38RFH	Y	Y	TEX / CR2	6F	Y		P-BOX	
FLEX	2011							TEX / MA	6E				
FOCUS	2000	2005	H86-PT					TEX / CR	60				C
FOCUS	2005	2007	FO38RMH	FO38RTE	FO38RFH	Y	Y	TEX / CR	63	Y		P-BOX	
FOCUS	2006	2010	FO38RT17					TEX / CR	63				C
FOCUS	2011	2011						TEX / MA	6E				
FOCUS	2012							TEX / MA	6E				
FREESTAR	2004	2007	FO38RT17					TEX / CR	63				C
FREESTAR	2004	2007	FO38RMH	FO38RTE	FO38RFH	Y	Y	TEX / CR	63	Y		P-BOX	
FREESTYLE	2005	2007	FO38RT17					TEX / CR2	6F				C
FREESTYLE	2005	2007	FO38RMH	FO38RTE	FO38RFH	Y	Y	TEX / CR2	6F	Y		P-BOX	
FREESTYLE	2005	2007	FO38RMH	FO38RTE	FO38RFH	Y	Y	TEX / CR3	6A	Y		P-BOX	
FUSION	2006	2011	FO38RT17					TEX / CR2	6F				
FUSION	2006	2011	FO38RMH	FO38RTE	FO38RFH	Y	Y	TEX / CR2	6F	Y		P-BOX	
FUSION	2006	2009	FO38RMH	FO38RTE	FO38RFH	Y	Y	TEX / CR3	6A	Y		P-BOX	
FUSION	2011							TEX / MA	6E				
GT	2005	2006	FO38RT3					TEXAS	4C				C
LTD	1998	2003	FO38RT3					TEXAS	4C				C
MERKUR	1987	1990	FO22RP										
MERKUR	1987	1990	FO22R										
MUSTANG	1997	1998	FO26T3					TEXAS	4C				B
MUSTANG	1998	2004	FO38RT3					TEXAS	4C				C
MUSTANG	1998	2004	FO38RMH	FO38RTE	FO38RFH	Y	Y	TEXAS	4C	Y		P-BOX	
MUSTANG	1998	2004	H72-EK3					TEXAS	4C	Y	Y		
MUSTANG	2005	2012	FO38RMH	FO38RTE	FO38RFH	Y	Y	TEX / CR	63	Y		P-BOX	
MUSTANG	2011							TEX / MA	6E				
MUSTANG COBRA	1996	1997	FO38RT3					TEXAS	4C				B
MUSTANG COBRA	1996	1997	H72-EK3					TEXAS	4C	Y	Y		
MUSTANG COBRA	1996	1997	FO38RMH	FO38RTE	FO38RFH	Y	Y	TEXAS	4C	Y		P-BOX	
MUSTANG GT	1996	1997	FO38RT3					TEXAS	4C				B
MUSTANG GT	1996	1997	FO38RMH	FO38RTE	FO38RFH	Y	Y	TEXAS	4C	Y		P-BOX	
MUSTANG GT	1996	1997	H72-EK3					TEXAS	4C	Y	Y		

FOR:  
PER:

# FORD USA

1030  
157

P171  
157

967  
612

P217  
612

P442  
612

1132  
194

**FO22R**  
FA . . . .  
6500-7733

**FO22RP**  
FA . . . .  
6500-7733

**FO40R**  
. . . . X 1-1706  
. . . . Y 1-1200

**FO40RBP**  
. . . . X 1-1706  
. . . . Y 1-1200

**H72-EK3**  
. . . . X  
1-1706

**FO39**  
. . . A . . . 101-381.501-579  
. . . B . . . 101-410.501-602  
. . . C . . . 101-404.501-624  
. . . D . . . 101-340.501-602  
. . . E . . . 101-304.501-579

STRATTEC

STRATTEC

FOR:  
PER:

# FORD USA

P278  
194

968  
157  
288

P218  
157  
288

P273  
612

P443  
612

10  
138  
612

**FO39CP**  
. . . A . . . 101-381.501-579  
. . . B . . . 101-410.501-602  
. . . C . . . 101-404.501-624  
. . . D . . . 101-340.501-602  
. . . E . . . 101-304.501-579

**FO32R**  
. . . . . 10100-12283

**FO32RAP**  
. . . . . 10100-12283

**FO38RTE**  
TE  
KEY

**FO38RMH**  
MH  
KEY  
. . . . X  
0001-1706

**FO38RFH**  
FH  
FLIP  
. . . A . . . 101-381.501-579  
. . . B . . . 101-410.501-602  
. . . C . . . 101-404.501-624  
. . . D . . . 101-340.501-602  
. . . E . . . 101-304.501-579  
. . . X 1-1706

**FO38RT3**

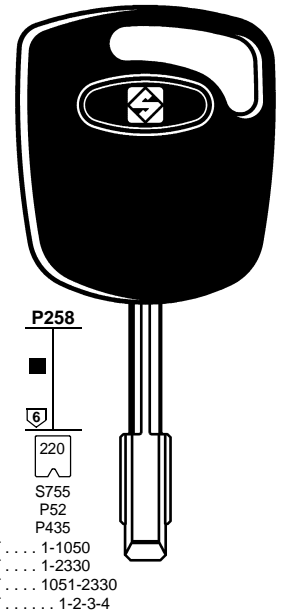
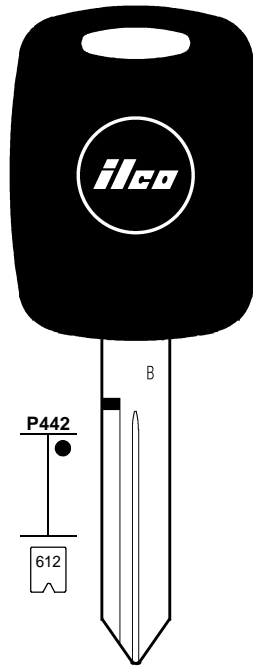
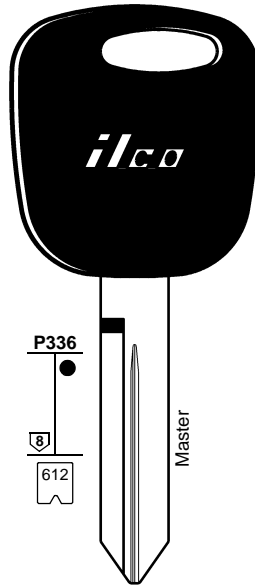
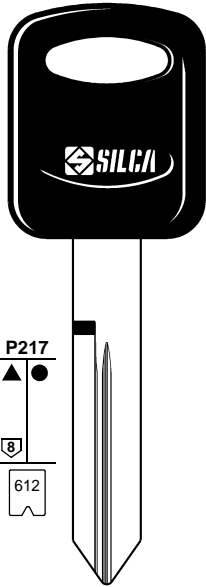
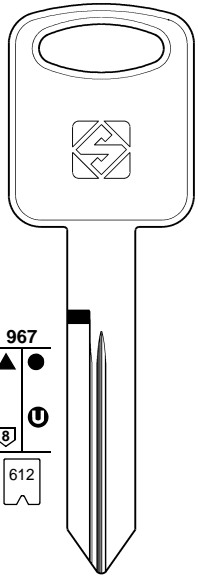
**FO38RT17**

STRATTEC

1	2	2a	3	3a	3b	e1+e2	6	42+71	72	43+44a	12	15	
						GTI COMPATIBLE	IGNITION						
CAR MAKE MODEL	FROM	TO	SILCA REF.	SILCA REF.	SILCA REF.	COPY	GEN.	TRANSP. TYPE	FAST COPY PLUS RW4 PLUS FAST COPY/RW4	FAST COPY PLUS RW4 PLUS	FAST COPY RW4	STP	
For more info on the uses of car keys, refer to the Silca Electronic Keys Catalogue:													
<b>FORD USA</b>													
PROBE	1990	1993	FO22R										
PROBE	1990	1993	FO22RP										
PROBE	1994	1997	FO32RAP										
PROBE	1994	1997	FO32R										
RANGER	1999	2000	FO38RT3					TEXAS	4C				C
RANGER	1999	2000	FO38RMH	FO38RTE	FO38RFH	Y	Y	TEXAS	4C	Y	P-BOX		
RANGER	1999	2000	H72-EK3					TEXAS	4C	Y	Y		
RANGER	2001	2010	FO38RT17					TEX / CR	63				C
RANGER	2001	2010	FO38RMH	FO38RTE	FO38RFH	Y	Y	TEX / CR	63	Y	P-BOX		
RANGER	2011							TEX / MA	6E				
RANGER XLT V6	1999	2000	FO38RT3					TEXAS	4C				C
RANGER XLT V6	1999	2000	FO38RMH	FO38RTE	FO38RFH	Y	Y	TEXAS	4C	Y	P-BOX		
RANGER XLT V6	1999	2000	H72-EK3					TEXAS	4C	Y	Y		
SOME MODELS	1995	1997	FO39										
SOME MODELS	1995	1997	FO39CP										
TAURUS	1996	1997	FO40RBP										
TAURUS	1996	1997	FO40R										
TAURUS	2000	2003						TEX / CR	60				C
TAURUS	2000	2003	FO38RMH	FO38RTE	FO38RFH	Y	Y	TEX / CR	60	Y	P-BOX		
TAURUS	2004	2007	FO38RT17					TEX / CR	63				C
TAURUS	2004	2007	FO38RMH	FO38RTE	FO38RFH	Y	Y	TEX / CR	63	Y	P-BOX		
TAURUS	2008	2011	FO38RT17					TEX / CR2	6F				C
TAURUS	2008	2011	FO38RMH	FO38RTE	FO38RFH	Y	Y	TEX / CR2	6F	Y	P-BOX		
TAURUS	2008	2009	FO38RMH	FO38RTE	FO38RFH	Y	Y	TEX / CR3	6A	Y	P-BOX		
TAURUS	2012							TEX / CR	63				
TAURUS LX / SHO	1996	1997	FO38RT3					TEXAS	4C				B
TAURUS LX / SHO	1996	1999	H72-EK3					TEXAS	4C	Y	Y		
TAURUS LX / SHO	1996	1999	FO38RMH	FO38RTE	FO38RFH	Y	Y	TEXAS	4C	Y	P-BOX		
TAURUS LX / SHO	1998	1999	FO38RT3					TEXAS	4C				C
TAURUS WAGON	1996	1997	FO40R										
TAURUS WAGON	1996	1997	FO40RBP										
THUNDERBIRD	2002	2005	FO38RT17					TEX / CR	63				C

FOR:  
PER:

# FORD USA



**FO40R**  
.... X 1-1706  
.... Y 1-1200

**FO40RBP**  
.... X 1-1706  
.... Y 1-1200

**H74-PT**  
.... X  
0001-1706

**H72-EK3**  
.... X  
1-1706

**FO21TE**  
**FO21T17▲**

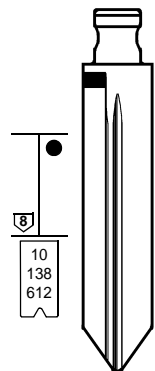
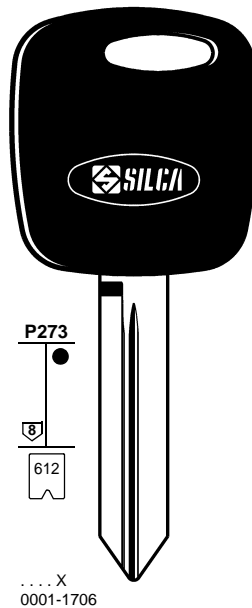
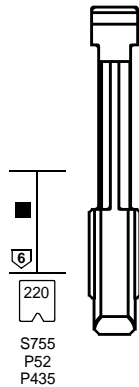
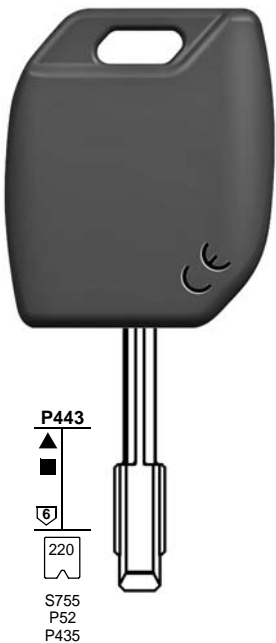
STRATTEC

STRATTEC

TIBBE - VALEO

FOR:  
PER:

# FORD USA



**FO21MH**  
T... 1-1050  
T... 1-2330  
T... 1051-2330  
T... 1-2-3-4

**FO21FH**  
T... 1-1050  
T... 1-2330  
T... 1051-2330  
T... 1-2-3-4

**FO38RTE**  
**FO38RT3**  
**FO38RT17**

**FO38RMH**  
.... X  
0001-1706

**FO38RFH**  
... A ... 101-381.501-579  
... B ... 101-410.501-602  
... C ... 101-404.501-624  
... D ... 101-340.501-602  
... E ... 101-304.501-579  
... X 1-1706

TIBBE - VALEO

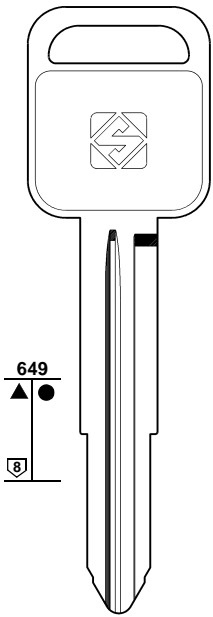
STRATTEC

STRATTEC

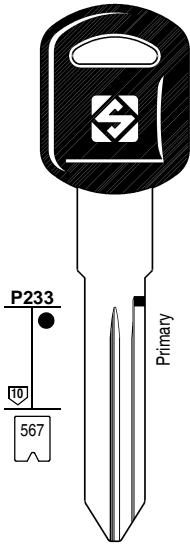


FOR:  
PER:

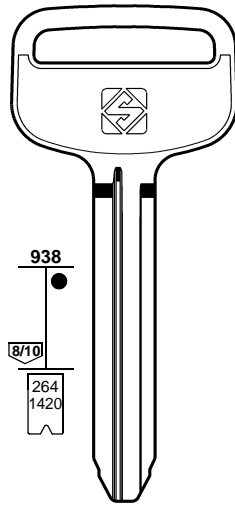
# GMC (GM)



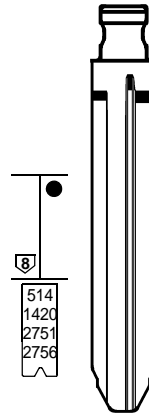
**GM19**



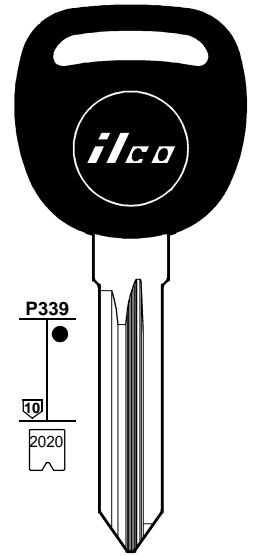
**GM39EP**  
..... AA00-7T51  
..... S000A-S711K



**TOY43R**  
.....  
10001-15000  
50000-59999  
60000-69999  
70000-75928



**TOY43RFH**  
..... 1001-15000  
..... 70000-75928



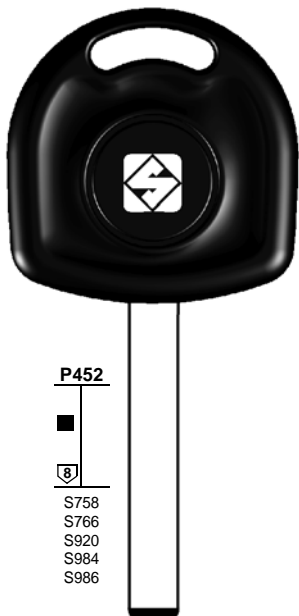
**B111-PT**  
G..... 0-3631

BRIGGS & STRATTON

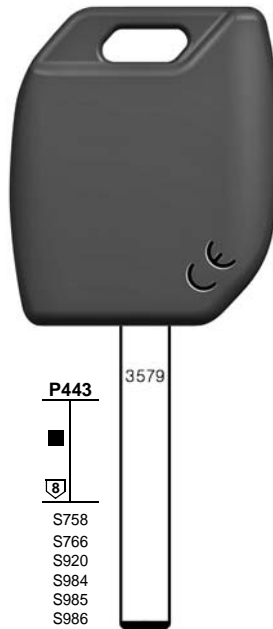
BRIGGS & STRATTON

FOR:  
PER:

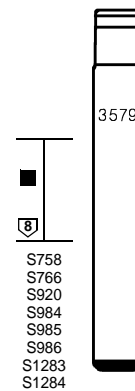
# GMC (GM)



**TE KEY**  
**HU100TE**  
Z.... 1-2000  
Z.... 2001-4000  
Z.... 4001-6000



**MH KEY**  
**HU100MH**  
Z.... 1-2000  
Z.... 2001-4000  
Z.... 4001-6000



**FH FLIP**  
**HU100FH**  
Z.... 1-2000  
Z.... 2001-4000  
Z.... 4001-6000  
..... 0001-3679

HUF - VALEO

HUF - VALEO



1	2	2a	3	3a	3b	e1+e2		6	42+71	72	43+44a	12	15
---	---	----	---	----	----	-------	--	---	-------	----	--------	----	----

GTI  
COMPATIBLE

IGNITION



CAR MAKE MODEL	FROM	TO	SILCA REF.	SILCA REF.	SILCA REF.	COPY	GEN.	TRANSP. TYPE	FAST COPY PLUS RW4 PLUS FAST COPY/RW4	FAST COPY PLUS RW4 PLUS	FAST COPY RW4	STP

For more info on the uses of car keys, refer to the Silca Electronic Keys Catalogue:

**GMC (GM)**

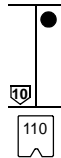
ACADIA	2007		B111-PT					PH / CR2	46			
CANYON	2004	2012	TOY43R		TOY43RFH							
CANYON (CDN)	2008	2012						MEG / CR	48			
DENALI	2007		B111-PT					PH / CR2	46			
ENVOY	2007	2009	B111-PT					PH / CR2	46			
NPR, NRR, W4,W5	1989	2004	GM19									
NQR	2000	2011	GM19									
SAVANA	2000	2007	GM39EP									
SAVANA	2008		B111-PT					PH / CR2	46			
SIERRA	2007		B111-PT					PH / CR2	46			
TERRAIN	2010							PH / CR2	46			
TERRAIN	2010		HU100MH	HU100TE	HU100FH	Y		PH / CR2	46	Y	P-BOX	
YUKON	2007		B111-PT					PH / CR2	46			

FOR:  
PER:

# HOLDEN

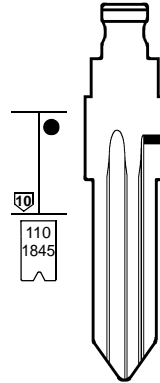


**HU46T12**  
S ..... 1-5200  
S ..... 5298-6300

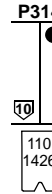


**HU46AT9**  
S ..... 1-5200  
S ..... 5298-6300

**HU46AT12**  
S ..... 1-5200  
S ..... 5298-6300



**HU46FH**  
S ..... 5298-6300  
S ..... 1-5200



**YM28T2**  
D ..... 1-5200  
S ..... 1-5200  
S ..... 5298-6300  
..... 1002-3997  
..... 4000-5874

**HU46T2**  
S ..... 1-5200  
S ..... 5298-6300

**HU46T9**  
S ..... 1-5200  
S ..... 5298-6300

WITTE

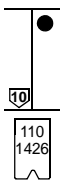
HUF - VALEO

WITTE

HUF - VALEO

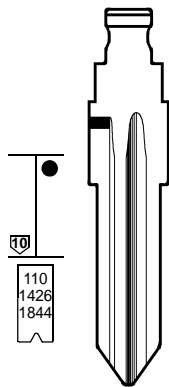
FOR:  
PER:

# HOLDEN



**YM28AT9**  
D ..... 1-5200  
S ..... 1-5200  
S ..... 5298-6300  
..... 1002-3997  
..... 4000-5874


HUF - VALEO



**YM28AT12**  
D ..... 1-5200  
S ..... 1-5200  
S ..... 5298-6300  
..... 1002-3997  
..... 4000-5874

HUF - VALEO

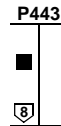
**YM28FH**  
D ..... 1-5200  
..... 1002-3997  
..... 4000-5874  
D ..... 1-5200



S758  
S766  
S920  
S984  
S986

**HU100TE**  
Z ..... 1-2000  
Z ..... 2001-4000  
Z ..... 4001-6000

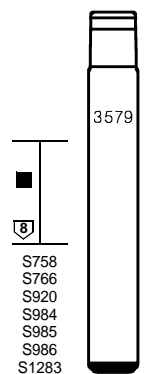
HUF - VALEO



S758  
S766  
S920  
S984  
S985  
S986

**HU100MH**  
Z ..... 1-2000  
Z ..... 2001-4000  
Z ..... 4001-6000

HUF - VALEO



S758  
S766  
S920  
S984  
S985  
S986  
S1283  
S1284

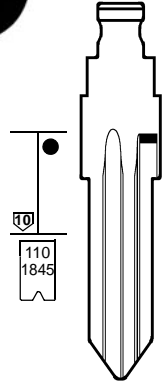
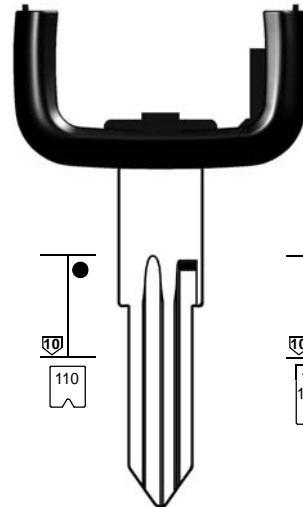
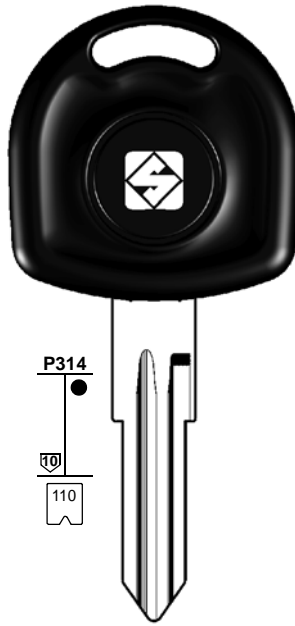
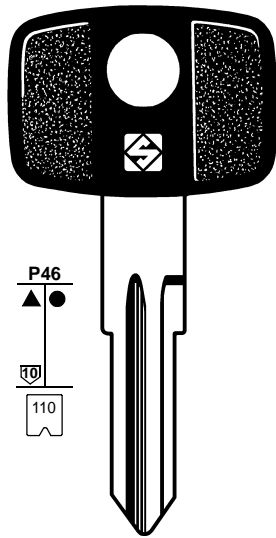
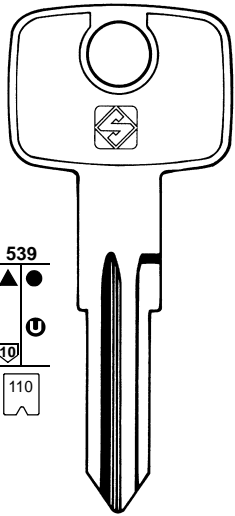
**HU100FH**  
Z ..... 1-2000  
Z ..... 2001-4000  
Z ..... 4001-6000  
..... 0001-3679

HUF - VALEO



FOR:  
PER:

# HOLDEN



**HU46**

S . . . . 1-5200  
S . . . . 5298-6300



**HU46P**

S . . . . 1-5200  
S . . . . 5298-6300



**HU46T2**

S . . . . 1-5200  
S . . . . 5298-6300



**HU46T9**

S . . . . 1-5200  
S . . . . 5298-6300



**HU46AT9**

S . . . . 1-5200  
S . . . . 5298-6300



**HU46FH**

S . . . . 5298-6300  
S . . . . 1-5200



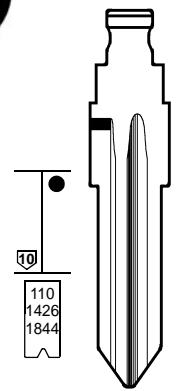
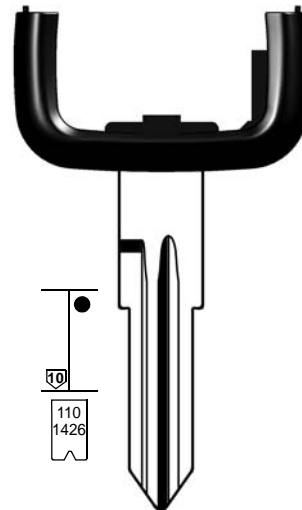
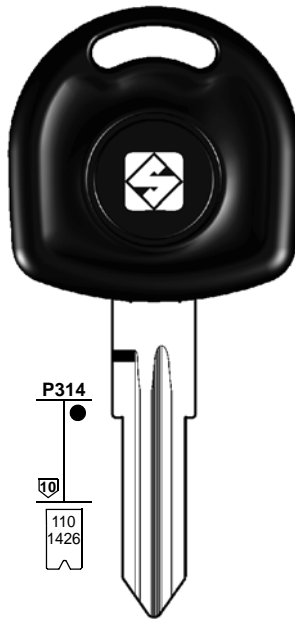
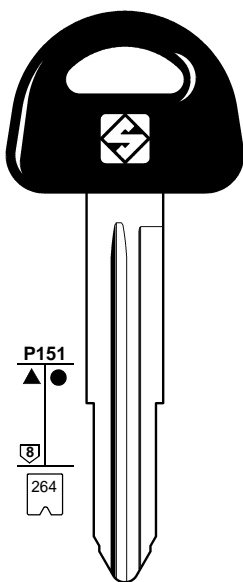
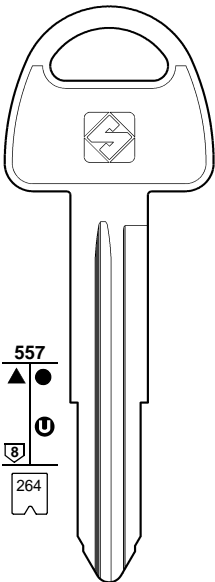
WITTE

HUF - VALEO

WITTE

FOR:  
PER:

# HOLDEN



**SZ12**

U . . . . 1-2000



**SZ12P**

U . . . . 1-2000



**YM28T2**

D . . . . 1-5200  
S . . . . 1-5200  
S . . . . 5298-6300  
. . . . 1002-3997  
. . . . 4000-5874



**YM28AT9**

D . . . . 1-5200  
S . . . . 1-5200  
S . . . . 5298-6300  
. . . . 1002-3997  
. . . . 4000-5874



**YM28FH**

D . . . . 1-5200  
. . . . 1002-3997  
. . . . 4000-5874  
D . . . . 1-5200



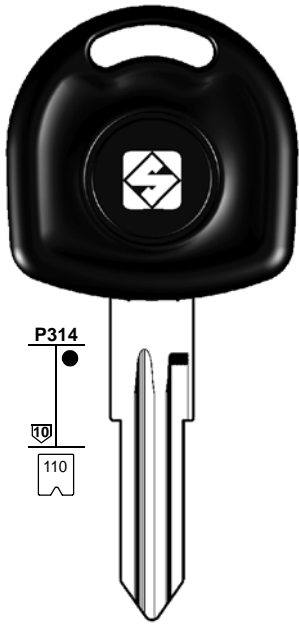
VALEO - YMOS

VALEO - YMOS



FOR:  
PER:

# HOLDEN

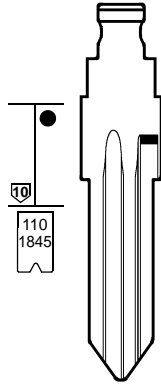


P314  
110



**HU46T2**

S.... 1-5200  
S.... 5298-6300

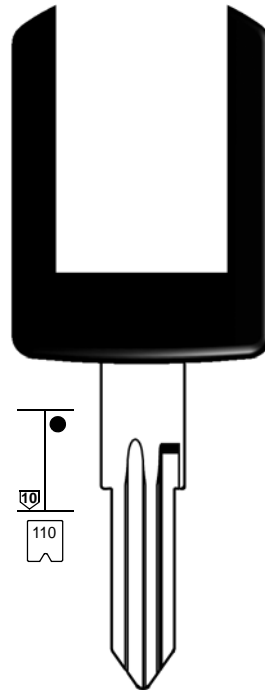


110  
1845



**HU46FH**

S.... 5298-6300  
S.... 1-5200

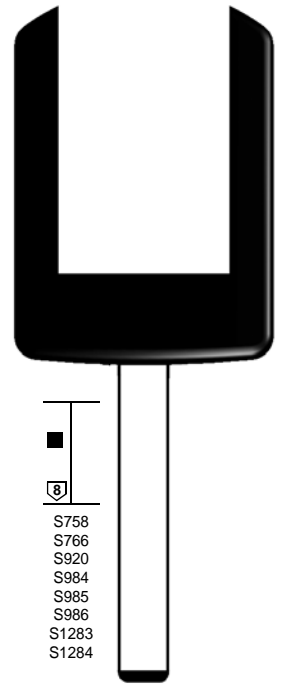


110



**HU46BT12**

S.... 1-5200  
S.... 5298-6300



8  
S758  
S766  
S920  
S984  
S985  
S986  
S1283  
S1284



**HU100BT12**

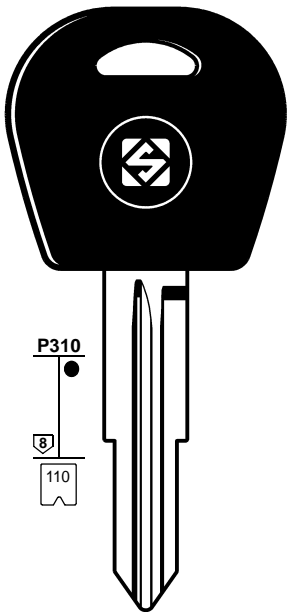
Z.... 1-2000  
Z.... 2001-4000  
Z.... 4001-6000  
.... 0001-3679

HUF

HUF

FOR:  
PER:

# HOLDEN

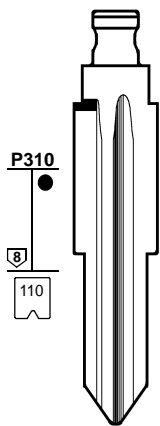


P310  
110



**DWO4RT6**

J.... 1-1200

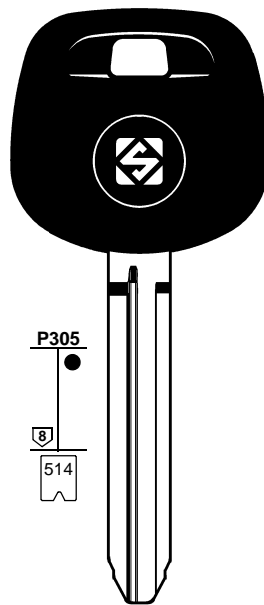


P310  
110



**DWO4RFH**

J.... 1-1200  
T.... 1-1200  
M.... 1-1200



P305  
514



**TOY43RATE**

.....  
10001-15000  
50000-59999  
60000-69999

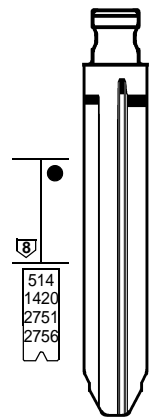


P443  
8/10  
514  
1420  
1552  
2751  
2756  
S14



**TOY43RMH**

.....  
10001-15000  
70000-75928



514  
1420  
2751  
2756



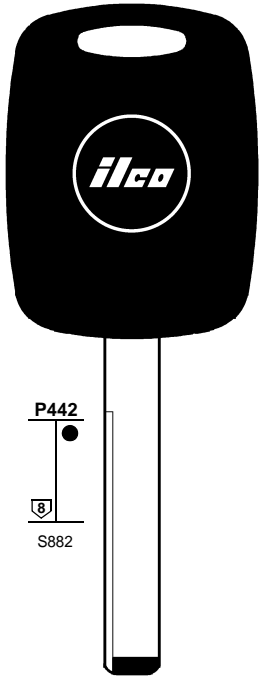
**TOY43RFH**

..... 1001-15000  
..... 70000-75928



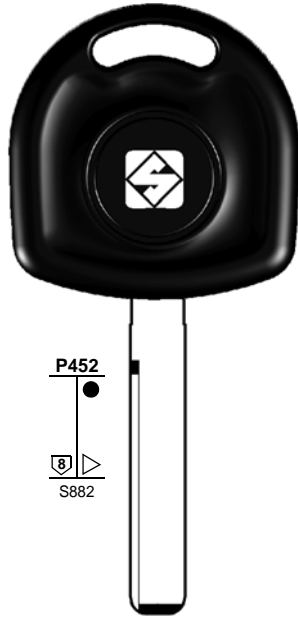
FOR:  
PER:

# HOLDEN



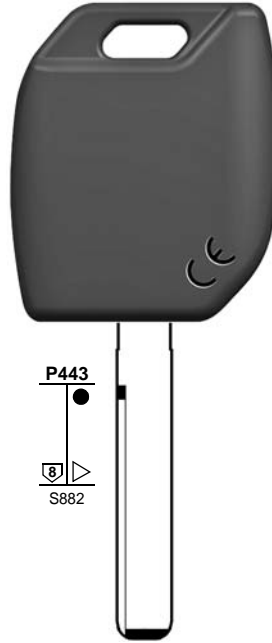
P442  
S882

  
**EK3P-GM45**  
60000-62113



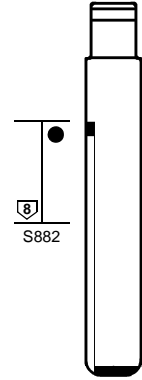
P452  
S882

  
**GM45TE**  
60000-62113



P443  
S882

  
**GM45MH**  
60000-62113



S882

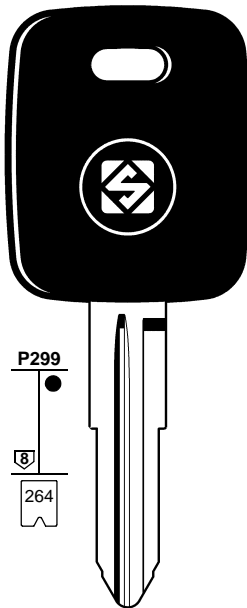
  
**GM45FH**  
60000-62113

BRIGGS & STRATTON

BRIGGS & STRATTON

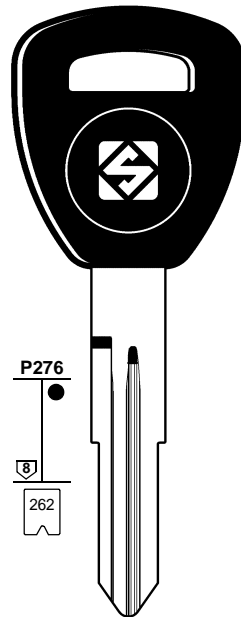
FOR:  
PER:

# HOLDEN



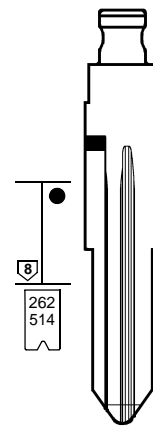
P299  
264

  
**GM15T5**  
N... 5001-7000



P276  
262

  
**HON58RT6**  
... 5001-8442



262  
514

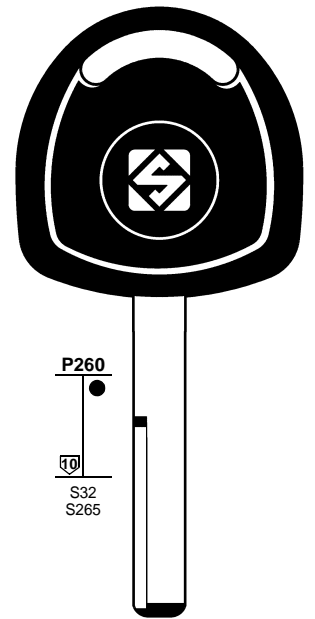
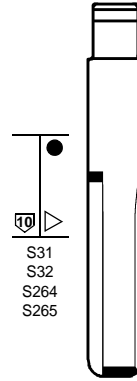
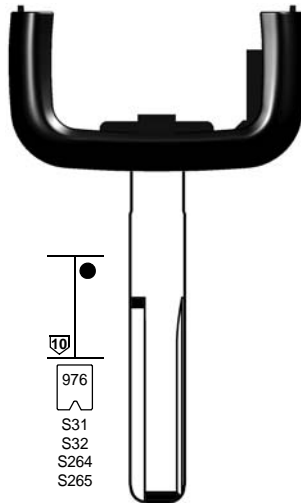
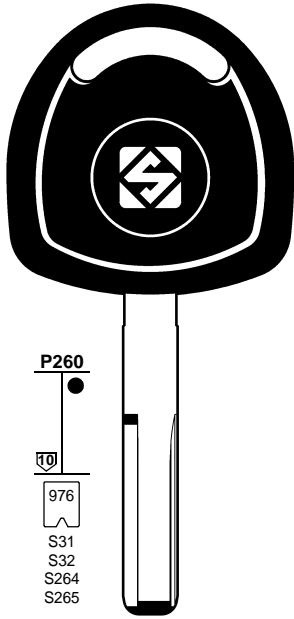
  
**HON58RFH**  
... 5001-8442  
... 10001-15000










FOR:  
PER:



# HOLDEN



   
**HU43T2**  
 H . . . . 1-3000  
 WH . . . . 1-3000  
 WY . . . . 1-3000  
 Y . . . . 1-3000

   
**HU43T9**  
 H . . . . 1-3000  
 WH . . . . 1-3000  
 WY . . . . 1-3000  
 Y . . . . 1-3000

  
**HU43AT9**  
 H . . . . 1-3000  
 WH . . . . 1-3000  
 WY . . . . 1-3000  
 Y . . . . 1-3000

   
**HU43FH**  
 H . . . . 1-3000  
 WH . . . . 1-3000  
 WY . . . . 1-3000  
 Y . . . . 1-3000

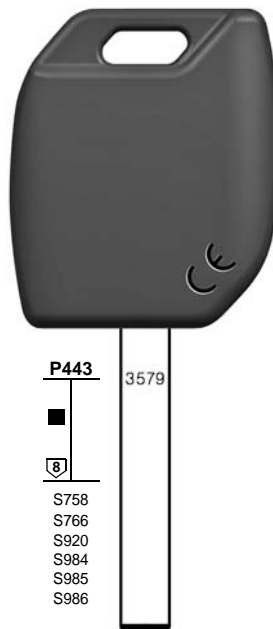
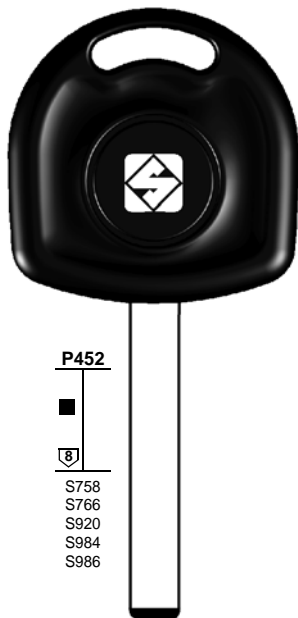
   
**YM27T2**  
 Y . . . .  
 WY . . . .  
 1-3000

HUF - WITTE


HUF - WITTE


FOR:  
PER:

# HOLDEN





**P452**  
 ■  
  
 S758  
 S766  
 S920  
 S984  
 S986

**P443**  
 3579  
 ■  
  
 S758  
 S766  
 S920  
 S984  
 S985  
 S986

**P443**  
 3579  
 ■  
  
 S758  
 S766  
 S920  
 S984  
 S985  
 S986  
 S1283  
 S1284

   
**HU100TE**  
 Z . . . . 1-2000  
 Z . . . . 2001-4000  
 Z . . . . 4001-6000

   
**HU100MH**  
 Z . . . . 1-2000  
 Z . . . . 2001-4000  
 Z . . . . 4001-6000

   
**HU100FH**  
 Z . . . . 1-2000  
 Z . . . . 2001-4000  
 Z . . . . 4001-6000  
 . . . . 0001-3679

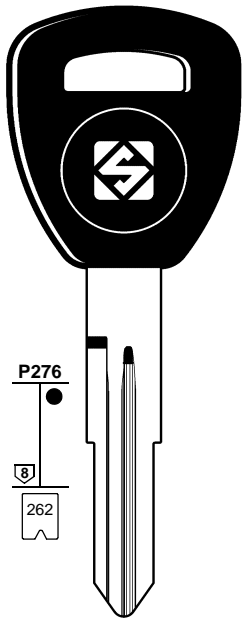
HUF - VALEO

HUF - VALEO

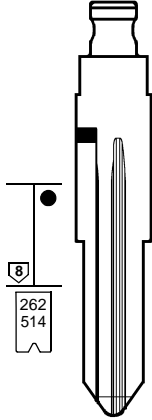


FOR:  
PER:

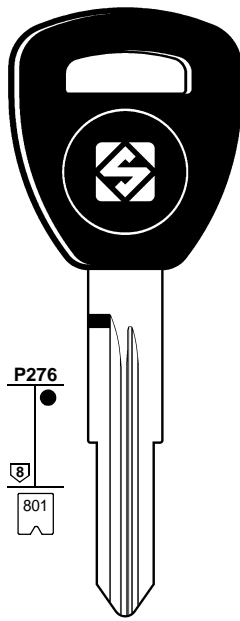
# HONDA



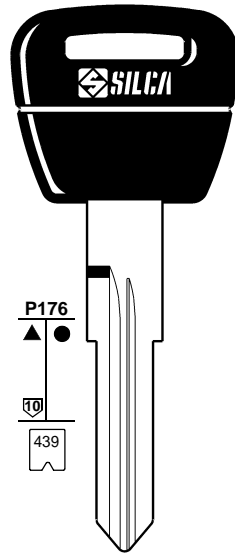
**HON58RT5**  
..... 5001-8442



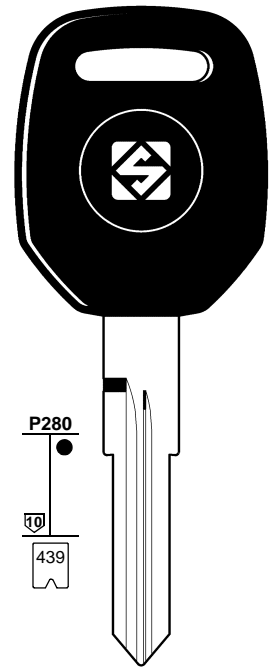
**HON58RFH**  
..... 5001-8442  
..... 10001-15000



**HON65RT6**  
R..... 1-1706



**NE77RDP**  
R.....  
6001-8000



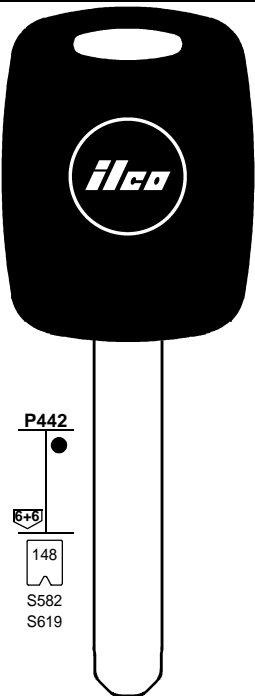
**NE77RT2**  
R.....  
6001-8000

**HON58RT6**  
..... 5001-8442

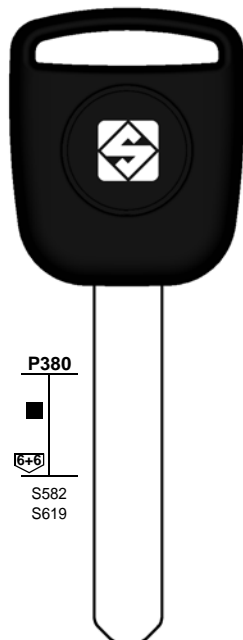
VALEO

FOR:  
PER:

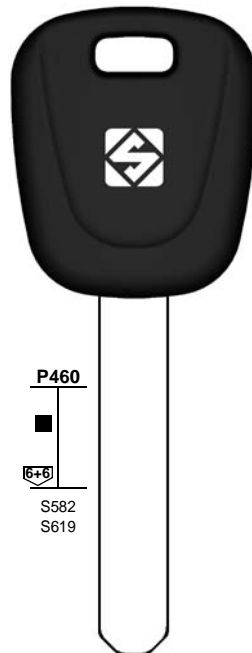
# HONDA



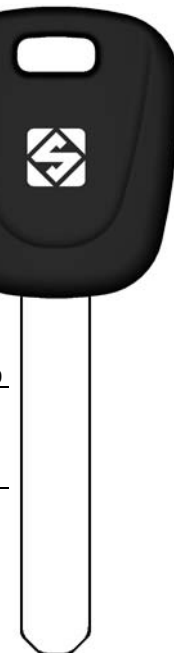
**EK3P-H003**  
..... (SUB) K001-N718  
..... (MAIN) K001-N718  
..... 5001-8442



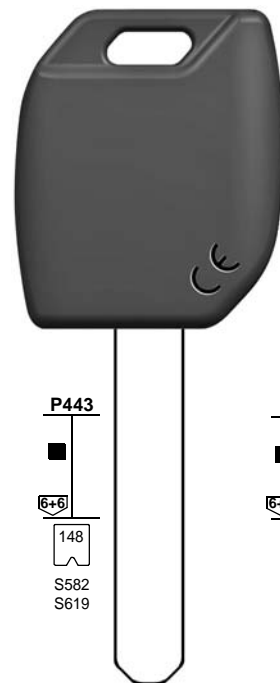
**HON66T5**  
..... (SUB) K001-N718  
..... (MAIN) K001-N718



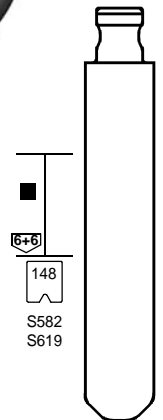
**HON66T6**  
..... (SUB) K001-N718  
..... (MAIN) K001-N718



**HON66TE**  
..... (SUB) K001-N718  
..... (MAIN) K001-N718





















**HON66MH**  
..... (SUB) K001-N718  
..... (MAIN) K001-N718  
..... 5001-8442



**HON66FH**  
..... (SUB) K001-N718  
..... (MAIN) K001-N718

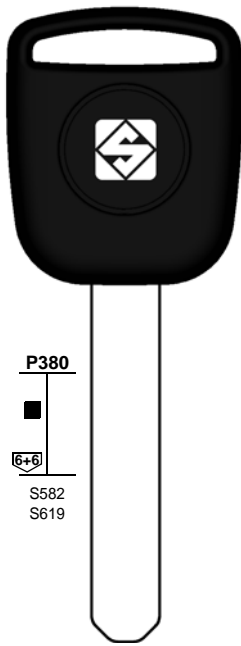
**HON66T14**  
..... (SUB) K001-N718  
..... (MAIN) K001-N718  
..... 5001-8442

**HON66T27**  
..... (SUB) K001-N718  
..... (MAIN) K001-N718  
..... 5001-8442

1	2	2a	3	3a	3b	e1+e2		6	42+71	72	43+44a	12	15
						GTI COMPATIBLE		IGNITION   					
CAR MAKE MODEL	FROM	TO	SILCA REF.	SILCA REF.	SILCA REF.	COPY	GEN.	TRANSP. TYPE	FAST COPY PLUS RW4 PLUS FAST COPY/RW4	FAST COPY PLUS RW4 PLUS	FAST COPY RW4	STP	
													
For more info on the uses of car keys, refer to the Silca Electronic Keys Catalogue: 													
<b>HONDA</b>													
ACCORD	1995	1999	NE77RT2					PH	33	Y	Y		
ACCORD	1999	2002	HON58RT6		HON58RFH			MEG / CR	48				
ACCORD	1999	2002	HON65RT6					MEG / CR	48				
ACCORD	2003	2006	HON66T14					PH / CR2	46				
ACCORD	2003	2006	HON66T6		HON66FH			MEG / CR	48				
ACCORD	2003	2006	HON66MH	HON66TE	HON66FH	Y	Y	PH / CR2	46	Y	P-BOX		
ACCORD	2006	2008	HON66T27		HON66FH			SOK / CR	8E				
ACCORD	2008		HON66T14					PH / CR2	46				
ACCORD	2008		HON66MH	HON66TE	HON66FH	Y	Y	PH / CR2	46	Y	P-BOX		
ACCORD	2008		EK3P-HO03					PH / CR2	46	Y	P-BOX		
ACCORD Aerodeck	1995	1997	HON58RT5		HON58RFH			MEG	13	Y	Y	Meg	
ACCORD Coupè	1995	2002	HON58RT5		HON58RFH			MEG	13	Y	Y	Meg	
CIVIC	1995	1999	HON58RT5		HON58RFH			MEG	13	Y	Y	Meg	
CIVIC	1999	2002	HON58RT6		HON58RFH			MEG / CR	48				
CIVIC	2002	2005	HON66T6		HON66FH			MEG / CR	48				
CIVIC	2006		HON66T14					PH / CR2	46				
CIVIC	2006		HON66MH	HON66TE	HON66FH	Y	Y	PH / CR2	46	Y	P-BOX		
CIVIC Aerodeck	1998	2000	NE77RT2					PH	33	Y	Y		
CIVIC (Australia)	2002	2005	HON66T5		HON66FH			MEG	13	Y	Y	Meg	
CIVIC (Australia)	2003		HON66T14					PH / CR2	46				
CIVIC (Australia)	2003		HON66MH	HON66TE	HON66FH	Y	Y	PH / CR2	46	Y	P-BOX		
CIVIC (5 doors)	1995	1995	NE77RDP										
CIVIC (5 doors)	1996	2000	NE77RT2					PH	33	Y	Y		
CR-V	1997	1999	HON58RT5		HON58RFH			MEG	13	Y	Y	Meg	
CR-V	1999	2001	HON58RT6		HON58RFH			MEG / CR	48				
CR-V	2002	2006	HON66T6		HON66FH			MEG / CR	48				
CR-V	2007		HON66T14					PH / CR2	46				
CR-V	2007		HON66MH	HON66TE	HON66FH	Y	Y	PH / CR2	46	Y	P-BOX		
CR-V (Australia)	2002	2006	HON66T5		HON66FH			MEG	13	Y	Y	Meg	
CR-Z	2010		HON66T14					PH / CR2	46				
CR-Z	2010		EK3P-HO03					PH / CR2	46	Y	P-BOX		
CR-Z	2010		HON66MH	HON66TE	HON66FH	Y	Y	PH / CR2	46	Y	P-BOX		
FR-V	2004	2007	HON66T6		HON66FH			MEG / CR	48				
FR-V	2007		HON66T27		HON66FH			SOK / CR	8E				
HR-V	1999	2005	HON58RT6		HON58RFH			MEG / CR	48				
INSIGHT	2001	2005	HON58RT6		HON58RFH			MEG / CR	48				
INSIGHT	2009							PH / CR2	46				
INSIGHT	2009		HON66MH	HON66TE	HON66FH	Y	Y	PH / CR2	46	Y	P-BOX		
INTEGRA	1998	2001	HON58RT5		HON58RFH			MEG	13	Y	Y	Meg	
JAZZ	2001	2007	HON66T6		HON66FH			MEG / CR	48				
JAZZ	2006	2008	HON66T27		HON66FH			SOK / CR	8E				
JAZZ	2009							PH / CR2	46				
JAZZ	2009		HON66MH	HON66TE	HON66FH	Y	Y	PH / CR2	46	Y	P-BOX		
JAZZ (Australia)	2001		HON66T5		HON66FH			MEG	13	Y	Y	Meg	
LEGEND	1996	2004	HON58RT5		HON58RFH			MEG	13	Y	Y	Meg	
LEGEND	2007		HON66T27		HON66FH			SOK / CR	8E				

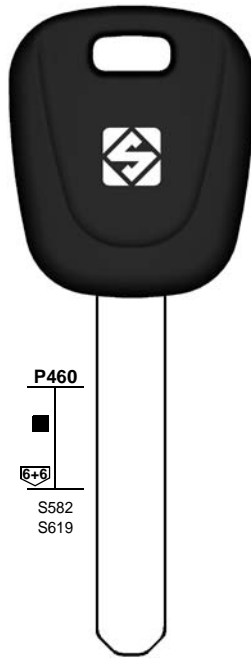
FOR:  
PER:

# HONDA - HONDA USA



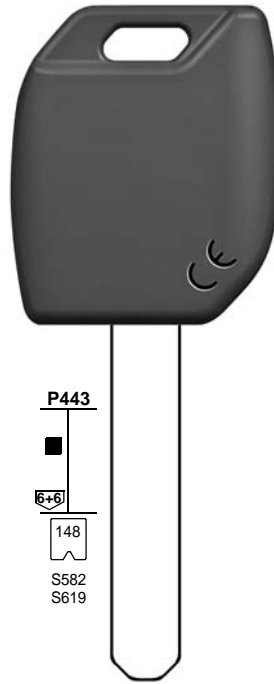
**HON66T6**

..... (SUB) K001-N718  
..... (MAIN) K001-N718



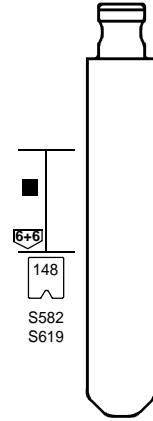
**HON66TE**

..... (SUB) K001-N718  
..... (MAIN) K001-N718



**HON66MH**

..... (SUB) K001-N718  
..... (MAIN) K001-N718  
..... 5001-8442



**HON66FH**

..... (SUB) K001-N718  
..... (MAIN) K001-N718



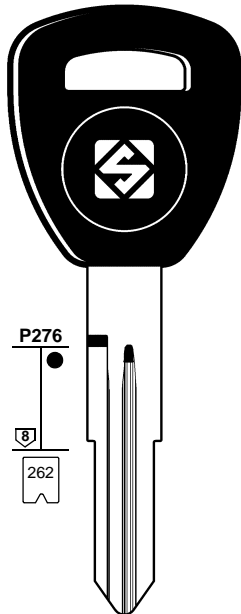
**HON66T14**

**HON66T27**

..... (SUB) K001-N718  
..... (MAIN) K001-N718  
..... 5001-8442

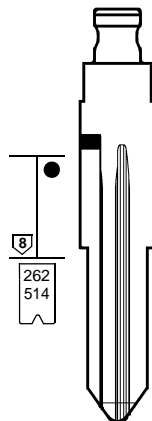
FOR:  
PER:

# HONDA - HONDA USA



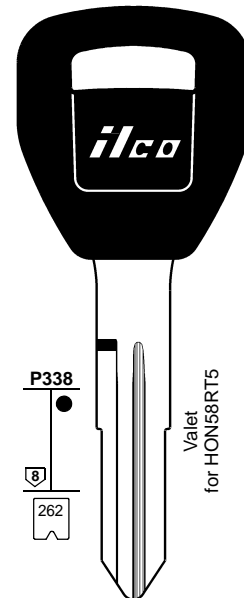
**HON58RT5**

..... 5001-8442



**HON58RFH**

..... 5001-8442  
..... 10001-15000




















**HD107-PT5**

..... 5001-8442



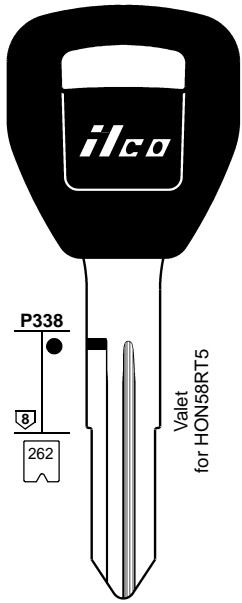
**HON58RT6**

..... 5001-8442

1	2	2a	3	3a	3b	e1+e2		6	42+71	72	43+44a	12	15
						<b>GTI COMPATIBLE</b>		<b>IGNITION</b>					
						  							
CAR MAKE MODEL	FROM	TO	SILCA REF.	SILCA REF.	SILCA REF.	COPY	GEN.	TRANSP. TYPE	FAST COPY PLUS RW4 PLUS FAST COPY/RW4	FAST COPY PLUS RW4 PLUS	FAST COPY RW4	STP	
													
For more info on the uses of car keys, refer to the Silca Electronic Keys Catalogue:													
<b>HONDA</b>													
<b>LOGO</b>	1999	2001	<b>HON58RT6</b>		<b>HON58RFH</b>			MEG / CR	48				
<b>MDX (Australia)</b>	2003		<b>HON66T14</b>					PH / CR2	46				
<b>MDX (Australia)</b>	2003		<b>HON66MH</b>	<b>HON66TE</b>	<b>HON66FH</b>	Y	Y	PH / CR2	46	Y	P-BOX		
<b>NSX</b>	1997	2005	<b>HON58RT5</b>		<b>HON58RFH</b>			MEG	13	Y	Y		
<b>PASSPORT</b>	1998	2002	<b>HON58RT5</b>		<b>HON58RFH</b>			MEG	13	Y	Y		
<b>PRELUDE</b>	1997	2001	<b>HON58RT5</b>		<b>HON58RFH</b>			MEG	13	Y	Y		
<b>SHUTTLE</b>	1995	2000	<b>HON58RT5</b>		<b>HON58RFH</b>			MEG	13	Y	Y	Meg	
<b>SHUTTLE</b>	2000	2003	<b>HON58RT6</b>		<b>HON58RFH</b>			MEG / CR	48				
<b>STREAM</b>	2001	2003	<b>HON58RT6</b>		<b>HON58RFH</b>			MEG / CR	48				
<b>STREAM</b>	2003	2007	<b>HON66T6</b>		<b>HON66FH</b>			MEG / CR	48				
<b>STREAM</b>	2008		<b>HON66T14</b>					PH / CR2	46				
<b>STREAM</b>	2008		<b>HON66MH</b>	<b>HON66TE</b>	<b>HON66FH</b>	Y	Y	PH / CR2	46	Y	P-BOX		
<b>S2000</b>	2000	2003	<b>HON58RT6</b>		<b>HON58RFH</b>			MEG / CR	48				
<b>S2000</b>	2004	2005	<b>HON66T6</b>		<b>HON66FH</b>			MEG / CR	48				
<b>S2000</b>	2006	2010	<b>HON66T27</b>		<b>HON66FH</b>			SOK / CR	8E				
<b>HONDA USA</b>													
<b>ACCORD</b>	1998	2002	<b>HON58RT5</b>		<b>HON58RFH</b>			MEG	13	Y	Y		
<b>ACCORD</b>	1998	2002	<b>HD107-PT5</b>					MEG	13	Y	Y		
<b>ACCORD</b>	2003		<b>HON66T14</b>					PH / CR2	46				
<b>ACCORD</b>	2003		<b>HON66MH</b>	<b>HON66TE</b>	<b>HON66FH</b>	Y	Y	PH / CR2	46	Y	P-BOX		

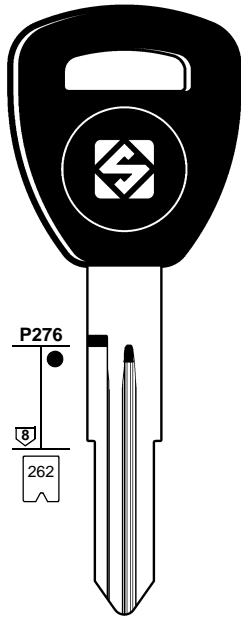
FOR:  
PER:

# HONDA USA



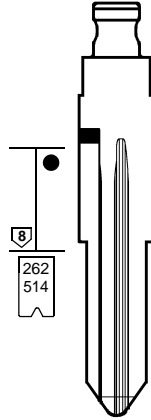
P338  
262  
Valet  
for HON58RT5

**HD107-PT5**  
..... 5001-8442



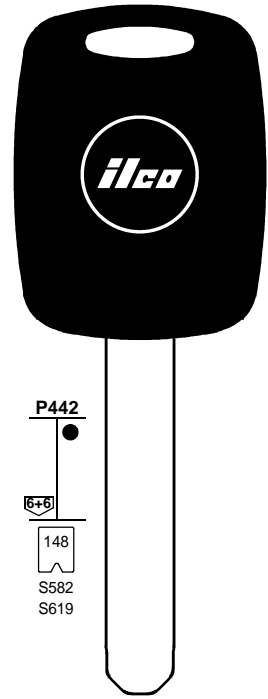
P276  
262

**HON58RT5**  
..... 5001-8442



262  
514

**HON58RFH**  
..... 5001-8442  
..... 10001-15000

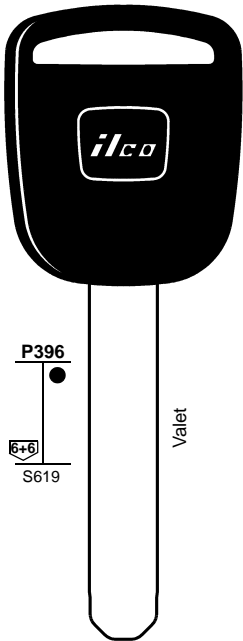


P442  
148  
S582  
S619

**EK3P-HO03**  
..... (SUB) K001-N718  
..... (MAIN) K001-N718  
..... 5001-8442

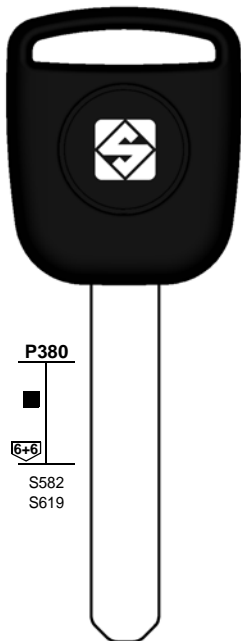
FOR:  
PER:

# HONDA USA



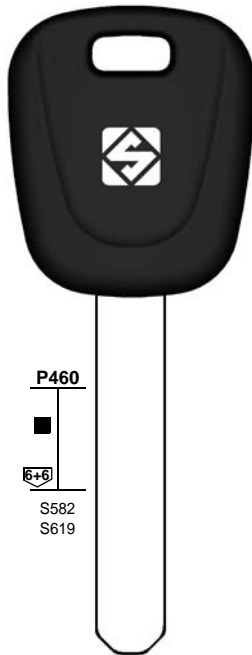
P396  
S619  
Valet

**HOV01T5**  
..... (SUB) K001-N718



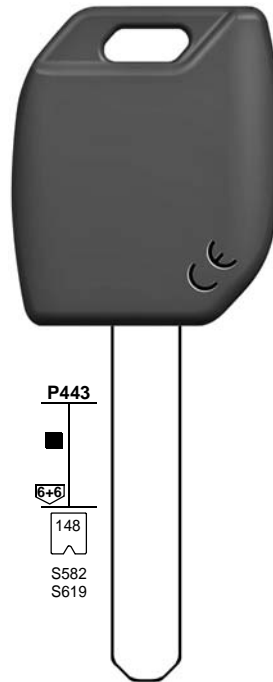
P380  
S582  
S619

**HON66T5**  
..... (SUB) K001-N718  
..... (MAIN) K001-N718



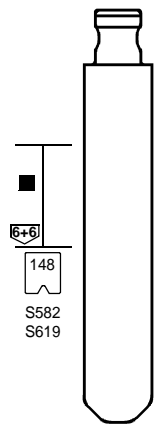
P460  
S582  
S619

**HON66TE**  
..... (SUB) K001-N718  
..... (MAIN) K001-N718



P443  
S582  
S619

**HON66MH**  
..... (SUB) K001-N718  
..... (MAIN) K001-N718  
..... 5001-8442



148  
S582  
S619

**HON66FH**  
..... (SUB) K001-N718  
..... (MAIN) K001-N718

**HON66T14**  
..... (SUB) K001-N718  
..... (MAIN) K001-N718  
..... 5001-8442

**HON66T27**  
..... (SUB) K001-N718  
..... (MAIN) K001-N718  
..... 5001-8442

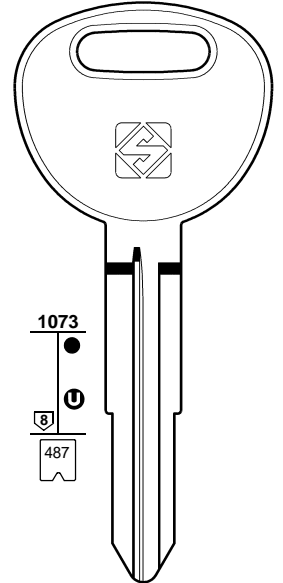
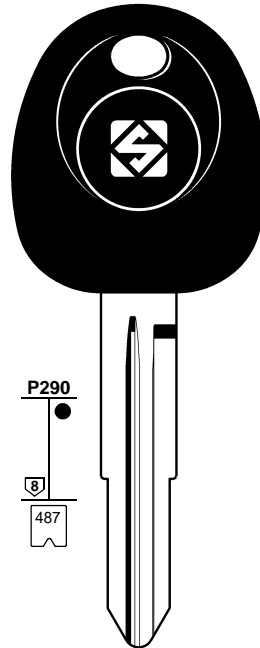
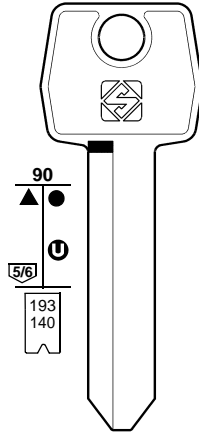
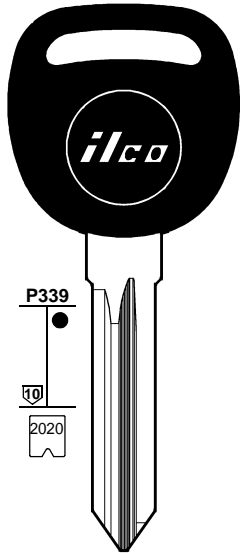
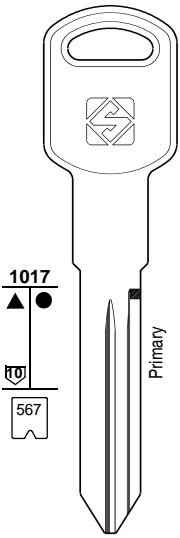


1	2	2a	3	3a	3b	e1+e2		6	42+71	72	43+44a	12	15
						GTI COMPATIBLE		IGNITION					
CAR MAKE MODEL	FROM	TO	SILCA REF.	SILCA REF.	SILCA REF.	COPY	GEN.	TRANSP. TYPE	FAST COPY PLUS RW4 PLUS FAST COPY/RW4	FAST COPY PLUS RW4 PLUS	FAST COPY RW4	STP	
For more info on the uses of car keys, refer to the Silca Electronic Keys Catalogue:													
<b>HONDA USA</b>													
ACCORD	2008		EK3P-HO03					PH / CR2	46	Y	P-BOX		
ACCORD CrossT	2010		HON66T14					PH / CR2	46				
ACCORD CrossT	2010		EK3P-HO03					PH / CR2	46	Y	P-BOX		
ACCORD CrossT	2010		HON66MH	HON66TE	HON66FH	Y	Y	PH / CR2	46	Y	P-BOX		
CIVIC	2001	2002	HD107-PT5					MEG	13	Y	Y		
CIVIC	2001	2002	HON58RT5		HON58RFH			MEG	13	Y	Y		
CIVIC	2003	2005	HON66T5		HON66FH			MEG	13	Y	Y		
CIVIC	2003	2005	HOV01T5					MEG	13	Y	Y		
CIVIC	2006		HON66T14					PH / CR2	46				
CIVIC	2006		HON66MH	HON66TE	HON66FH	Y	Y	PH / CR2	46	Y	P-BOX		
CR-V	2002	2006	HON66T5		HON66FH			MEG	13	Y	Y		
CR-V	2002	2006	HOV01T5					MEG	13	Y	Y		
CR-V	2007		HON66T14					PH / CR2	46				
CR-V	2007		HON66MH	HON66TE	HON66FH	Y	Y	PH / CR2	46	Y	P-BOX		
CR-Z	2011		HON66T14					PH / CR2	46				
CR-Z	2011		HON66MH	HON66TE	HON66FH	Y	Y	PH / CR2	46	Y	P-BOX		
CR-Z	2011		EK3P-HO03					PH / CR2	46	Y	P-BOX		
ELEMENT	2003	2005	HON66T5		HON66FH			MEG	13	Y	Y		
ELEMENT	2006	2011	HON66T14					PH / CR2	46				
ELEMENT	2006	2011	HON66MH	HON66TE	HON66FH	Y	Y	PH / CR2	46	Y	P-BOX		
FIT	2007	2008	HON66T27		HON66FH			SOK / CR	8E				
FIT	2009		HON66T14					PH / CR2	46				
FIT	2009		HON66MH		HON66FH	Y	Y	PH / CR2	46	Y	P-BOX		
INSIGHT	2000	2006	HD107-PT5					MEG	13	Y	Y		
INSIGHT	2000	2006	HON58RT5		HON58RFH			MEG	13	Y	Y		
INSIGHT	2010		HON66T14					PH / CR2	46				
INSIGHT	2010		HON66MH	HON66TE	HON66FH	Y	Y	PH / CR2	46	Y	P-BOX		
INSIGHT	2010		EK3P-HO03					PH / CR2	46	Y	P-BOX		
ODYSSEY	1998	2002	HON58RT5		HON58RFH			MEG	13	Y	Y		
ODYSSEY	1998	2002	HD107-PT5					MEG	13	Y	Y		
ODYSSEY	2003	2004	HON66T5		HON66FH			MEG	13	Y	Y		
ODYSSEY	2003	2004	HOV01T5					MEG	13	Y	Y		
ODYSSEY	2005		HON66T14					PH / CR2	46				
ODYSSEY	2005		HON66MH	HON66TE	HON66FH	Y	Y	PH / CR2	46	Y	P-BOX		
PILOT	2003	2005	HON66T5		HON66FH			MEG	13	Y	Y		
PILOT	2003	2005	HOV01T5					MEG	13	Y	Y		
PILOT	2006		HON66T14					PH / CR2	46				
PILOT	2006		HON66MH	HON66TE	HON66FH	Y	Y	PH / CR2	46	Y	P-BOX		
PRELUDE	1997	2002	HON58RT5		HON58RFH			MEG	13	Y	Y	Meg	
PRELUDE	1997	2002	HD107-PT5					MEG	13	Y	Y	Meg	
RIDGELINE	2005		HON66T14					PH / CR2	46				
RIDGELINE	2005		HON66MH	HON66TE	HON66FH	Y	Y	PH / CR2	46	Y	P-BOX		
S2000	2000	2002	HD107-PT5					MEG	13	Y	Y		
S2000	2000	2002	HON58RT5		HON58RFH			MEG	13	Y	Y		
S2000	2003	2005	HON66T5		HON66FH			MEG	13	Y	Y		
S2000	2006	2010	HON66T27		HON66FH			SOK / CR	8E				

FOR:  
PER:

# HUMMER

# HYUNDAI



**GM39**

.... AA00-7T51  
.... S000A-S711K

**B111-PT**

G.... 0-3631

**F06**

AF.... 1-2700  
FA.... 0-1863  
PA.... 0-1863

**HYN6T14**

T.... 1-1000

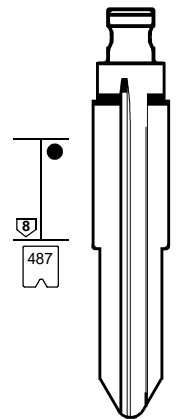
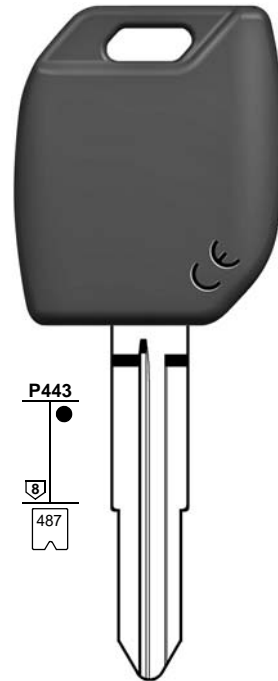
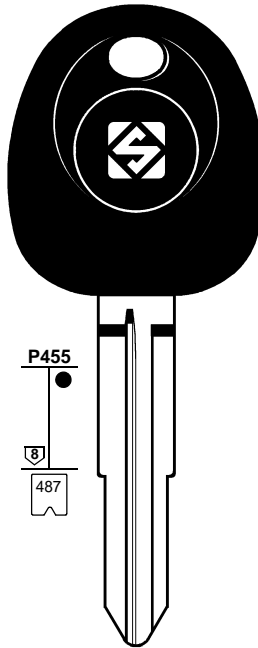
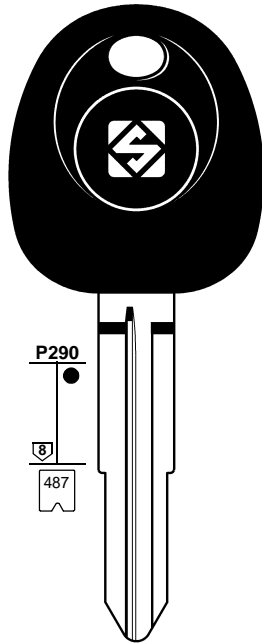
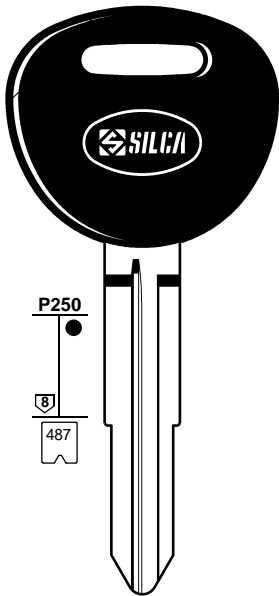
**HYN10**

R.... 1-1000  
K.... 1-1000

**BRIGGS & STRATTON  
GENERAL MOTORS**

FOR:  
PER:

# HYUNDAI



**HYN10BP**

R.... 1-1000  
K.... 1-1000

**HYN10T4**

R.... 1-1000  
X.... 1-1000

**HYN10TE**

R.... 1-1000  
K.... 1-1000

**HYN10MH**

X.... 1-1000  
R.... 1-1000

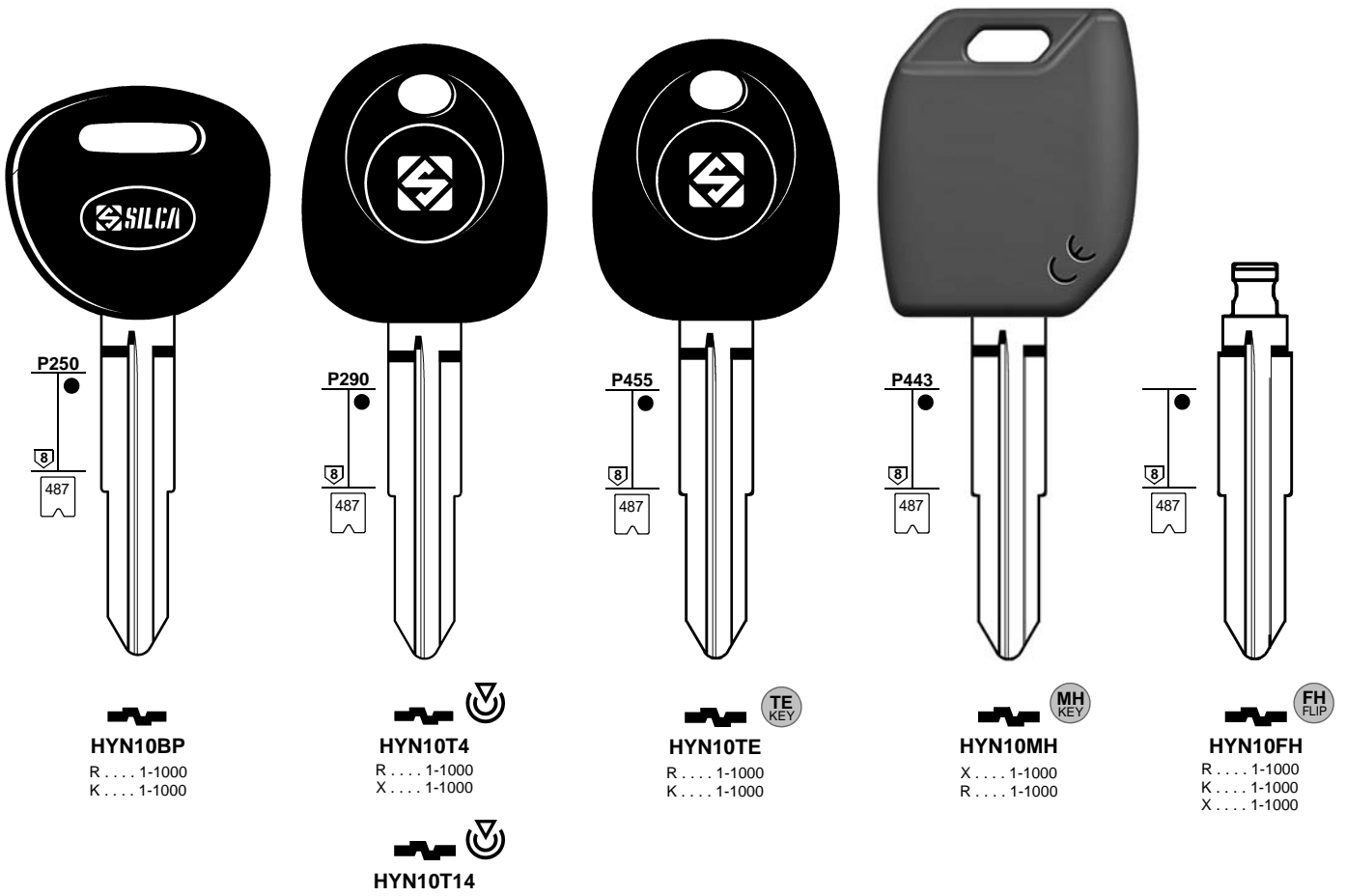
**HYN10FH**

R.... 1-1000  
K.... 1-1000  
X.... 1-1000



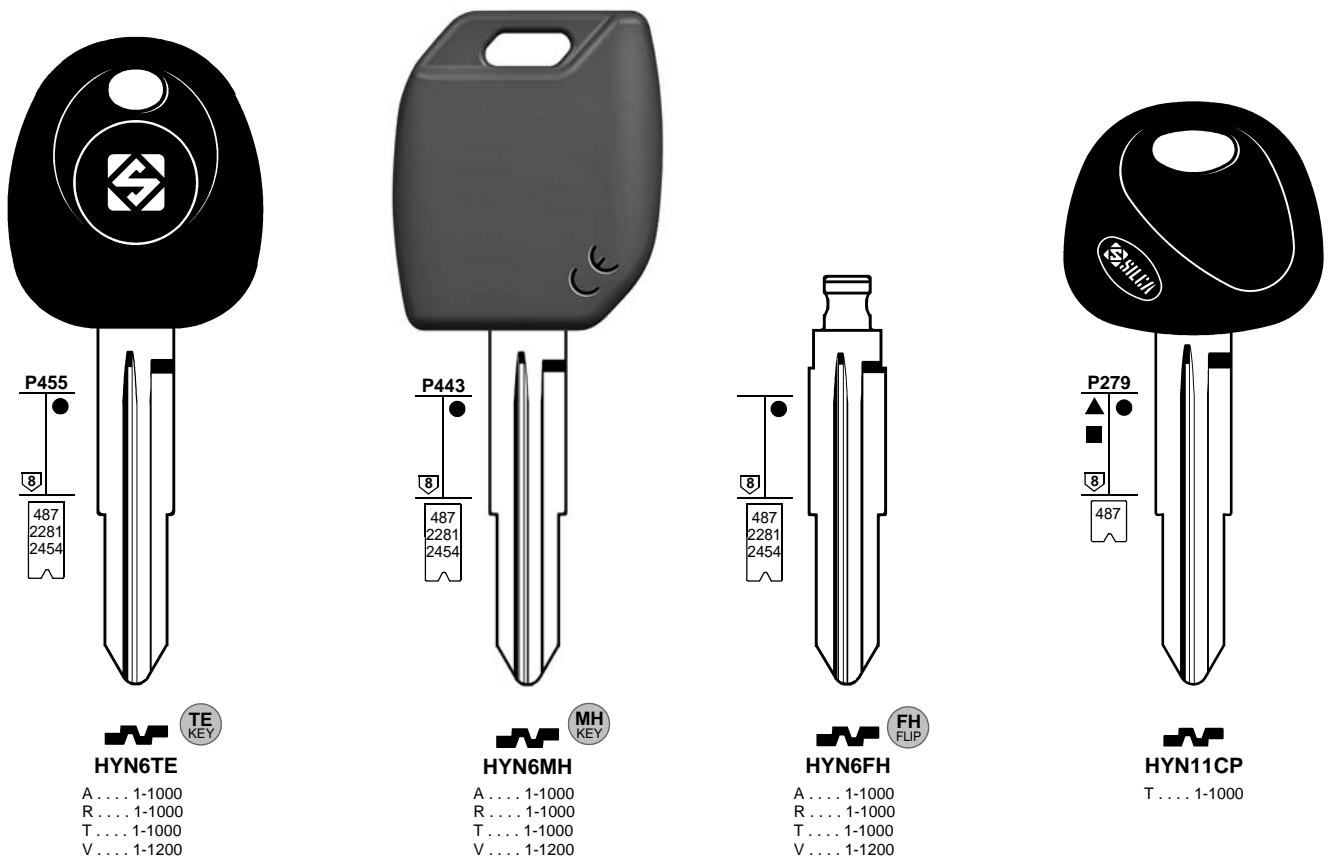
FOR:  
PER:

# HYUNDAI



FOR:  
PER:

# HYUNDAI



1	2	2a	3	3a	3b	e1+e2		6	42+71	72	43+44a	12	15	
						GTI COMPATIBLE		IGNITION 						
CAR MAKE MODEL		FROM	TO	SILCA REF.	SILCA REF.	SILCA REF.	COPY	GEN.	TRANSP. TYPE	FAST COPY PLUS RW4 PLUS FAST COPY/RW4	FAST COPY PLUS RW4 PLUS	FAST COPY RW4	STP	
				REF.	TE	FLIP								

For more info on the uses of car keys, refer to the Silca Electronic Keys Catalogue:


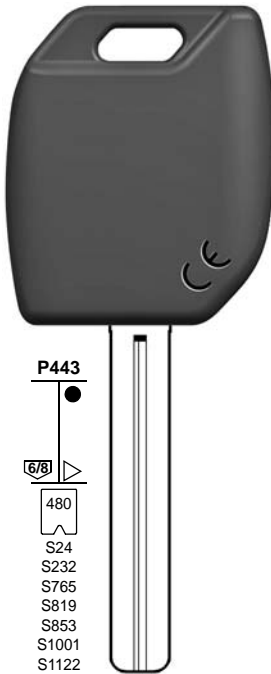
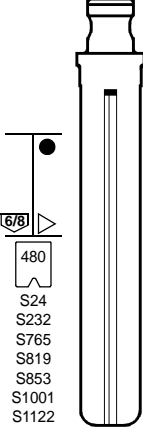
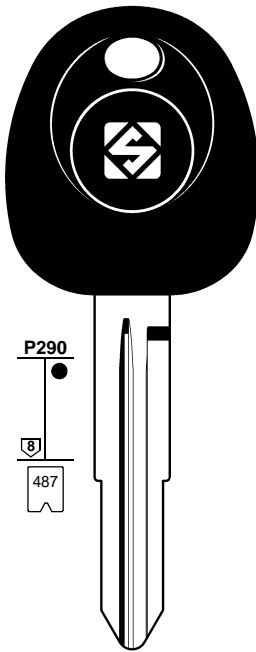
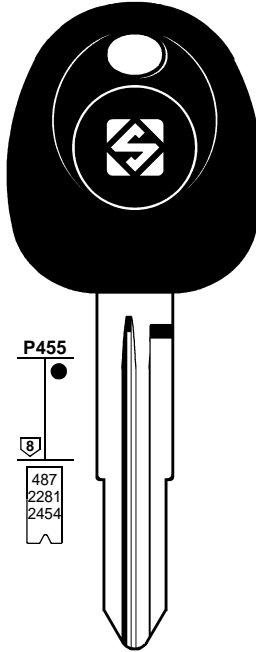








### HYUNDAI

ACCENT	1999	2011	HYN6MH	HYN6TE	HYN6FH	Y	Y	PH / CR2	46	Y	P-BOX		
ACCENT	2012							TEX / MA	6E				
ACCENT (USA)	1995	1999	HYN10BP										
ACCENT (USA)	2000	2005	HYN11CP										
ACCENT (USA)	2006	2011											
ACCENT (USA)	2012												
ATOS	1997	2000	HYN10T4					TEXAS	4C				S6
ATOS	1997	2000	HYN10MH	HYN10TE	HYN10FH	Y	Y	TEXAS	4C	Y	P-BOX		
ATOS PRIME	1999	2001	HYN10T4					TEXAS	4C				S6
ATOS PRIME	1999	2001	HYN10MH	HYN10TE	HYN10FH	Y	Y	TEXAS	4C	Y	P-BOX		
ATOS PRIME	2002	2008	HYN10T14					PH / CR2	46				
ATOS PRIME	2002	2008	HYN10MH	HYN10TE	HYN10FH	Y	Y	PH / CR2	46	Y	P-BOX		

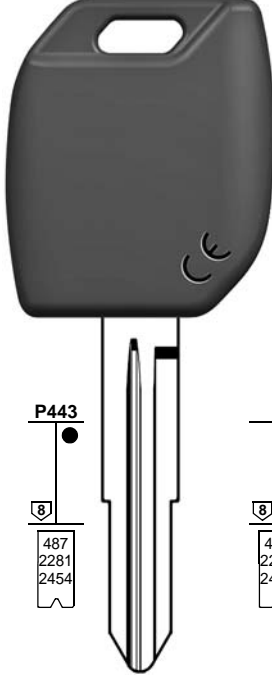
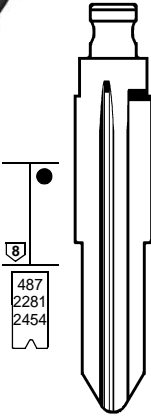
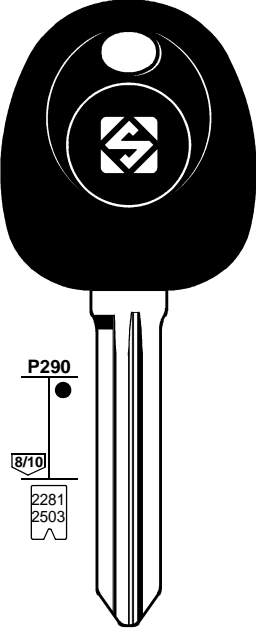
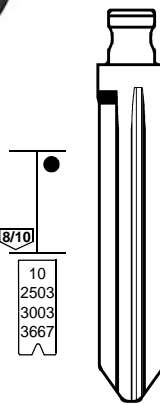




FOR:  
PER:
















# HYUNDAI

 <p><b>P322</b></p> <p>6/8</p> <p>S819 S853 S1001 S1122 S1150</p>	 <p><b>P443</b></p> <p>6/8</p> <p>480</p> <p>S24 S232 S765 S819 S853 S1001 S1122 S1150 S1356</p>	 <p>6/8</p> <p>480</p> <p>S24 S232 S765 S819 S853 S1001 S1122 S1150 S1356</p>	 <p><b>P290</b></p> <p>8</p> <p>487</p>	 <p><b>P455</b></p> <p>8</p> <p>487 2281 2454</p>
 <b>KIA7T14</b> G .... 0001-2500 J .... 0001-2500 K .... 0001-2500 L .... 0001-1000 P .... 0001-2500	 <b>TOY40MH</b> .... 1-5000 L .... 0001-1000 G .... 0001-2500 J .... 0001-2500 K .... 0001-2500 P .... 0001-2500 ..... 30001-31200	 <b>TOY40FH</b> .... 1-5000 L .... 0001-1000 J .... 0001-2500	 <b>HYN6T4</b> T .... 1-1000	 <b>HYN6TE</b> A .... 1-1000 R .... 1-1000 T .... 1-1000 V .... 1-1200
			 <b>HYN6T14</b> T .... 1-1000	

FOR:  
PER:

# HYUNDAI

 <p><b>P443</b></p> <p>8</p> <p>487 2281 2454</p>	 <p><b>P290</b></p> <p>8/10</p> <p>2281 2503</p>	 <p><b>P455</b></p> <p>8/10</p> <p>2503 3667</p>	 <p><b>P443</b></p> <p>8/10</p> <p>2503 3003</p>	 <p>8/10</p> <p>10 2503 3003 3667</p>	
 <b>HYN6MH</b> A .... 1-1000 R .... 1-1000 T .... 1-1000 V .... 1-1200	 <b>HYN6FH</b> A .... 1-1000 R .... 1-1000 T .... 1-1000 V .... 1-1200	 <b>HYN14RT14</b> M .... 1-2500 T .... 1-2500 WC .... 1001-3500	 <b>HYN14RTE</b> M .... 1-2500 T .... 1-2500 WC .... 1001-3500	 <b>HYN14RMH</b> M .... 1-2500 T .... 1-2500 WC .... 1001-3500	 <b>HYN14RFH</b> M .... 1-2500 T .... 1-2500 WC .... 1001-3500

1	2	2a	3	3a	3b	e1+e2	6	42+71	72	43+44a	12	15	
						<b>GTI COMPATIBLE</b>		<b>IGNITION</b> 					
<b>CAR MAKE MODEL</b>	<b>FROM</b>	<b>TO</b>	<b>SILCA REF.</b>	<b>SILCA REF.</b>	<b>SILCA REF.</b>	<b>COPY</b>	<b>GEN.</b>	<b>TRANSP. TYPE</b>	<b>FAST COPY PLUS RW4 PLUS FAST COPY/RW4</b>	<b>FAST COPY PLUS RW4 PLUS</b>	<b>FAST COPY RW4</b>	<b>STP</b>	
													

For more info on the uses of car keys, refer to the Silca Electronic Keys Catalogue: 

**HYUNDAI**

<b>AZERA</b>	<b>2005</b>	<b>2010</b>	<b>KIA7T14</b>					<b>PH / CR2</b>	<b>46</b>				
<b>AZERA</b>	2005	2010	<b>TOY40MH</b>			<b>TOY40FH</b>	Y	Y	PH / CR2	46	Y	P-BOX	
<b>COUPE</b>	1996	2001	<b>HYN6T4</b>						TEXAS	4C			S6
<b>COUPE</b>	1996	2001	<b>HYN6MH</b>	<b>HYN6TE</b>	<b>HYN6FH</b>		Y	Y	TEXAS	4C	Y	P-BOX	
<b>COUPE</b>	2001	2009	<b>HYN6T14</b>						PH / CR2	46			
<b>COUPE</b>	2001	2009	<b>HYN6MH</b>	<b>HYN6TE</b>	<b>HYN6FH</b>		Y	Y	PH / CR2	46	Y	P-BOX	
<b>ELANTRA</b>	2000	2006	<b>HYN6T14</b>						PH / CR2	46			
<b>ELANTRA</b>	2000	2006	<b>HYN6MH</b>	<b>HYN6TE</b>	<b>HYN6FH</b>		Y	Y	PH / CR2	46	Y	P-BOX	
<b>ELANTRA</b>	2007		<b>HYN14RT14</b>						PH / CR2	46			
<b>ELANTRA</b>	2007		<b>HYN14RMH</b>	<b>HYN14RTE</b>	<b>HYN14RFH</b>		Y	Y	PH / CR2	46	Y	P-BOX	
<b>ELANTRA NEOS</b>	2007		<b>KIA7T14</b>						PH / CR2	46			
<b>ELANTRA NEOS</b>	2007		<b>TOY40MH</b>			<b>TOY40FH</b>	Y	Y	PH / CR2	46	Y	P-BOX	

FOR:  
PER:

# HYUNDAI

**HYN11**  
T ..... 1-1000

**HYN11CP**  
T ..... 1-1000

**HYN14T14**  
H ..... 0001-2500  
M ..... 0001-2500  
P ..... 0001-2500  
T ..... 0001-2500  
V ..... 1-2500

**HYN14TE**  
H ..... 0001-2500  
M ..... 0001-2500  
P ..... 0001-2500  
T ..... 0001-2500  
V ..... 1-2500

**HYN14MH**  
H ..... 0001-2500  
M ..... 0001-2500  
P ..... 0001-2500  
T ..... 0001-2500  
V ..... 0001-2500

**HYN14FH**  
H ..... 0001-2500  
M ..... 0001-2500  
P ..... 0001-2500  
T ..... 0001-2500  
V ..... 0001-2500

FOR:  
PER:

# HYUNDAI

**HYN10**  
R ..... 1-1000  
K ..... 1-1000

**HYN10BP**  
R ..... 1-1000  
K ..... 1-1000

**HYN10T4**  
R ..... 1-1000  
X ..... 1-1000

**HYN10TE**  
R ..... 1-1000  
K ..... 1-1000

**HYN10MH**  
X ..... 1-1000  
R ..... 1-1000

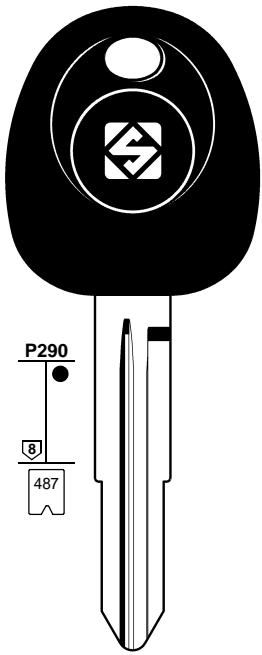
**HYN10FH**  
R ..... 1-1000  
K ..... 1-1000  
X ..... 1-1000





FOR:  
PER:

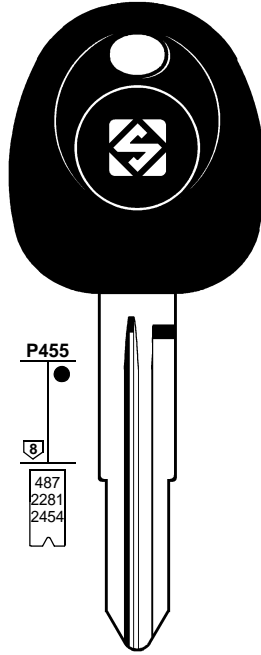
# HYUNDAI



P290  
8  
487

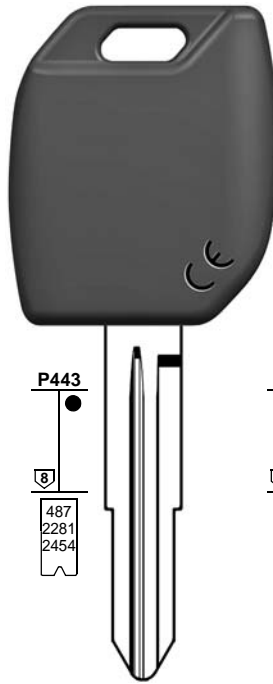
**HYN6T4**  
T . . . . 1-1000

**HYN6T14**  
T . . . . 1-1000



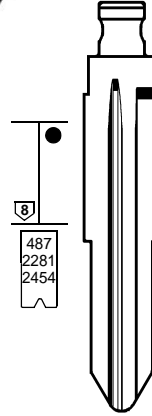
P455  
8  
487  
2281  
2454

**HYN6TE**  
A . . . . 1-1000  
R . . . . 1-1000  
T . . . . 1-1000  
V . . . . 1-1200



P443  
8  
487  
2281  
2454

**HYN6MH**  
A . . . . 1-1000  
R . . . . 1-1000  
T . . . . 1-1000  
V . . . . 1-1200



8  
487  
2281  
2454

**HYN6FH**  
A . . . . 1-1000  
R . . . . 1-1000  
T . . . . 1-1000  
V . . . . 1-1200

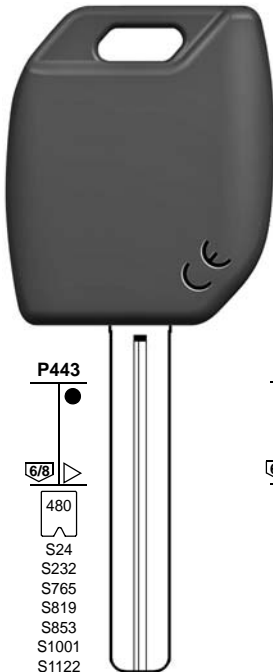


P322  
6/8  
S819  
S853  
S1001  
S1122  
S1150

**KIA7T14**  
G . . . . 0001-2500  
J . . . . 0001-2500  
K . . . . 0001-2500  
L . . . . 0001-1000  
P . . . . 0001-2500

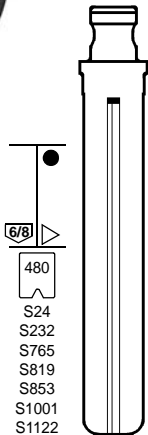
FOR:  
PER:

# HYUNDAI



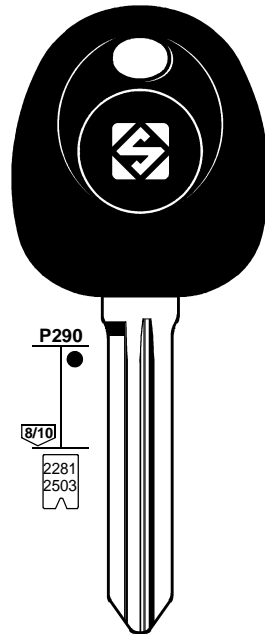
P443  
6/8  
480  
S24  
S232  
S765  
S819  
S853  
S1001  
S1122  
S1150  
S1356

**TOY40MH**  
 . . . . 1-5000  
L . . . . 0001-1000  
G . . . . 0001-2500  
J . . . . 0001-2500  
K . . . . 0001-2500  
P . . . . 0001-2500  
 . . . . 30001-31200



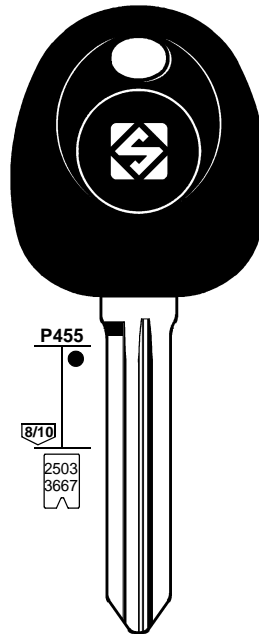
6/8  
480  
S24  
S232  
S765  
S819  
S853  
S1001  
S1122  
S1150  
S1356

**TOY40FH**  
 . . . . 1-5000  
L . . . . 0001-1000  
J . . . . 0001-2500



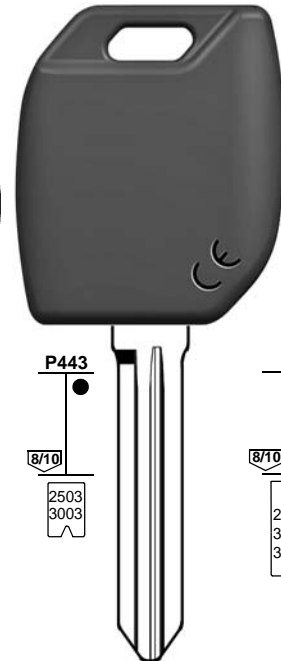
P290  
8/10  
2281  
2503

**HYN14RT14**  
M . . . . 1-2500  
T . . . . 1-2500  
WC . . . . 1001-3500



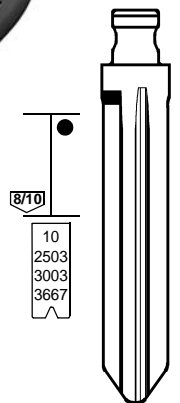
P455  
8/10  
2503  
3667

**HYN14RTE**  
M . . . . 1-2500  
T . . . . 1-2500  
WC . . . . 1001-3500



P443  
8/10  
2503  
3003

**HYN14RMH**  
M . . . . 1-2500  
T . . . . 1-2500  
WC . . . . 1001-3500



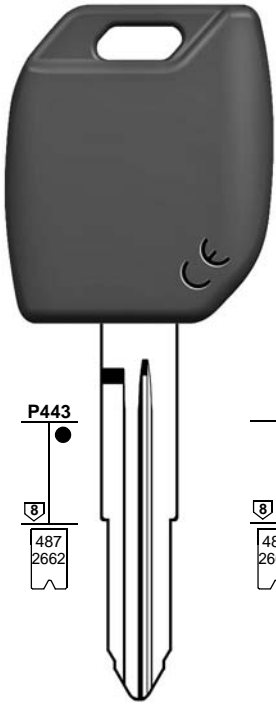
8/10  
10  
2503  
3003  
3667

**HYN14RFH**  
M . . . . 1-2500  
T . . . . 1-2500  
WC . . . . 1001-3500



FOR:  
PER:

# HYUNDAI

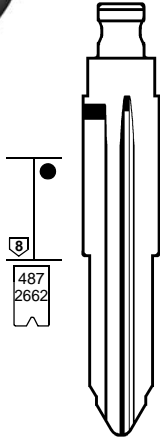


P443

487  
2662



**HYN7RMH**  
S ..... 1-1000

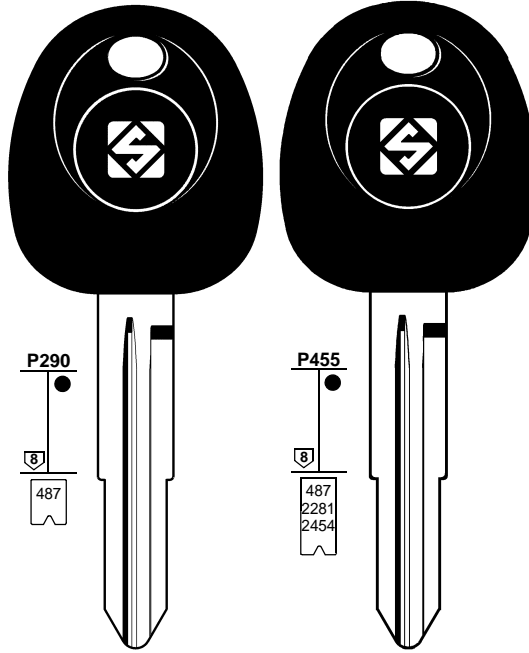


P443

487  
2662



**HYN7RFH**  
S ..... 1-1000

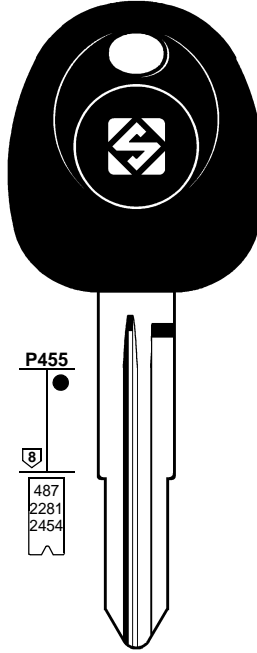


P290

487



**HYN6T4**  
T ..... 1-1000

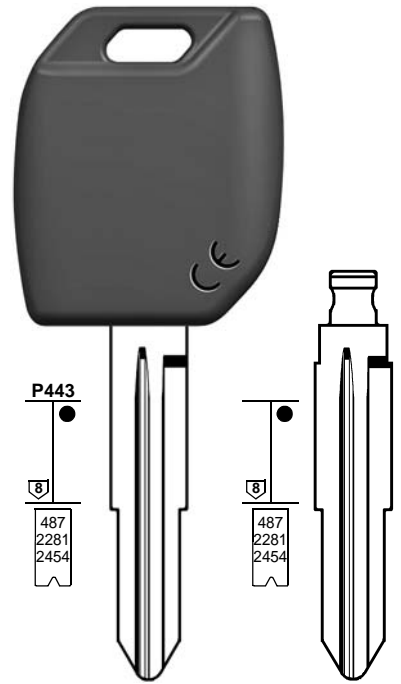


P455

487  
2281  
2454



**HYN6TE**  
A ..... 1-1000  
R ..... 1-1000  
T ..... 1-1000  
V ..... 1-1200

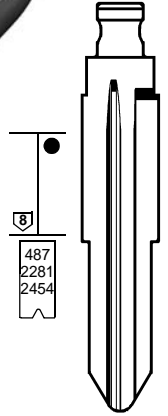


P443

487  
2281  
2454



**HYN6MH**  
A ..... 1-1000  
R ..... 1-1000  
T ..... 1-1000  
V ..... 1-1200



P443

487  
2281  
2454



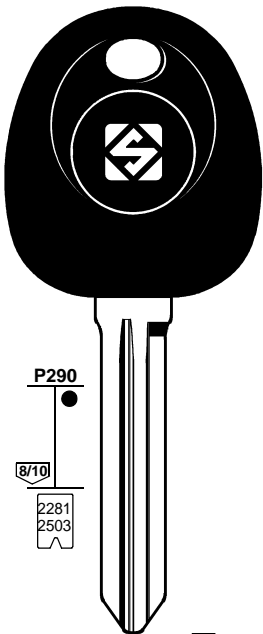
**HYN6FH**  
A ..... 1-1000  
R ..... 1-1000  
T ..... 1-1000  
V ..... 1-1200



**HYN6T14**  
T ..... 1-1000

FOR:  
PER:

# HYUNDAI

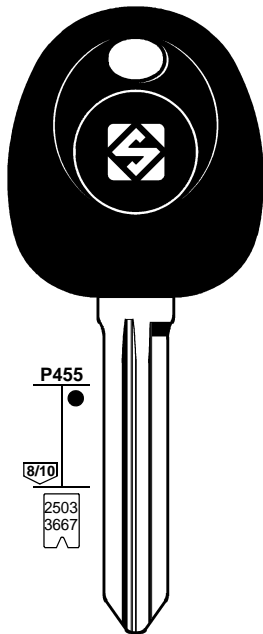


P290

2281  
2503



**HYN14T14**  
H ..... 0001-2500  
M ..... 0001-2500  
P ..... 0001-2500  
T ..... 0001-2500  
V ..... 1-2500

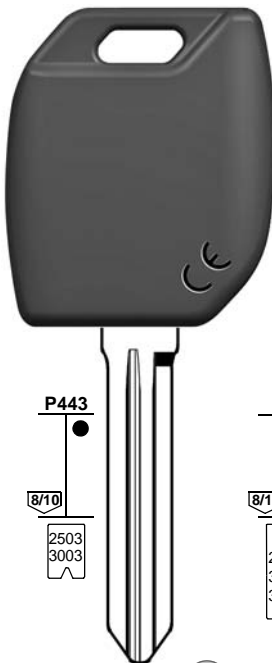


P455

2503  
3667



**HYN14TE**  
H ..... 0001-2500  
M ..... 0001-2500  
P ..... 0001-2500  
T ..... 0001-2500  
V ..... 1-2500

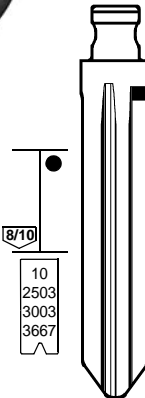


P443

2503  
3003



**HYN14MH**  
H ..... 0001-2500  
M ..... 0001-2500  
P ..... 0001-2500  
T ..... 0001-2500  
V ..... 0001-2500

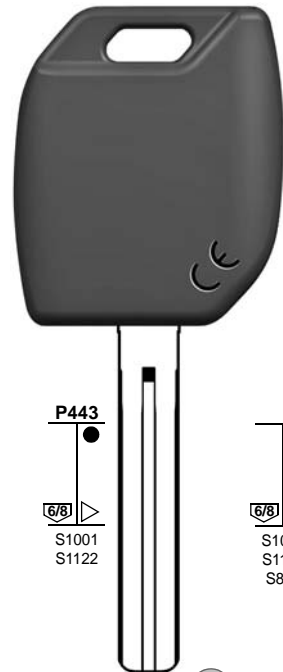


P455

10  
2503  
3003  
3667



**HYN14FH**  
H ..... 0001-2500  
M ..... 0001-2500  
P ..... 0001-2500  
T ..... 0001-2500  
V ..... 0001-2500

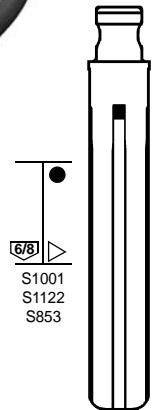


P443

S1001  
S1122



**TOY49MH**  
K ..... 0001-2500  
P ..... 0001-2500



P443

S1001  
S1122  
S853



**TOY49FH**  
K ..... 0001-2500  
P ..... 0001-2500  
L ..... 0001-1000



**HYN14RTE**  
M ..... 1-2500  
T ..... 1-2500  
WC ..... 1001-3500



**HYN14RMH**  
M ..... 1-2500  
T ..... 1-2500  
WC ..... 1001-3500



**HYN14RFH**  
M ..... 1-2500  
T ..... 1-2500  
WC ..... 1001-3500



FOR:  
PER:

# HYUNDAI

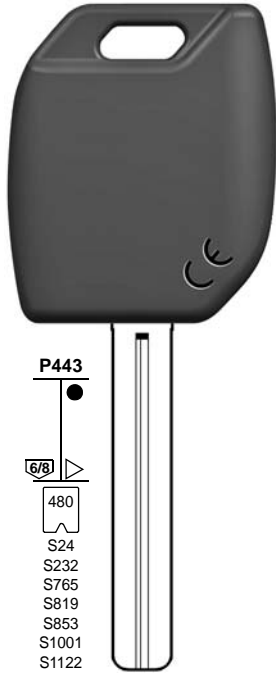


P322  
6/8  
S819  
S853  
S1001  
S1122  
S1150



**KIA7T14**

G . . . . 0001-2500  
J . . . . 0001-2500  
K . . . . 0001-2500  
L . . . . 0001-1000  
P . . . . 0001-2500

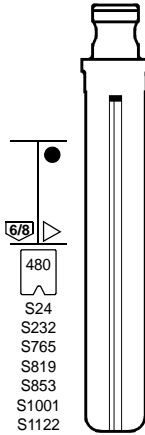


P443  
6/8  
480  
S24  
S232  
S765  
S819  
S853  
S1001  
S1122  
S1150  
S1356



**TOY40MH**

. . . . 1-5000  
L . . . . 0001-1000  
G . . . . 0001-2500  
J . . . . 0001-2500  
K . . . . 0001-2500  
P . . . . 0001-2500  
. . . . 30001-31200

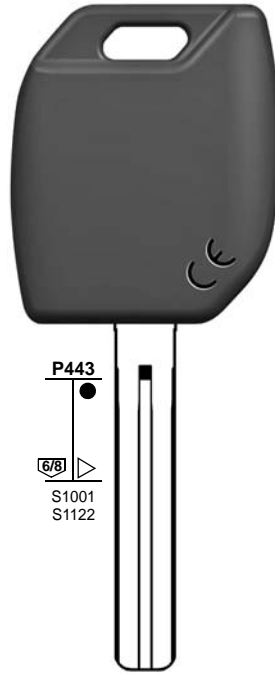


6/8  
480  
S24  
S232  
S765  
S819  
S853  
S1001  
S1122  
S1150  
S1356



**TOY40FH**

. . . . 1-5000  
L . . . . 0001-1000  
J . . . . 0001-2500

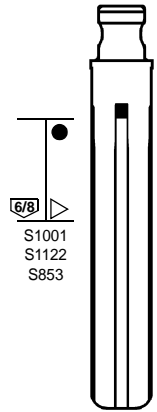


P443  
6/8  
S1001  
S1122



**TOY49MH**

K . . . . 0001-2500  
P . . . . 0001-2500



6/8  
S1001  
S1122  
S853

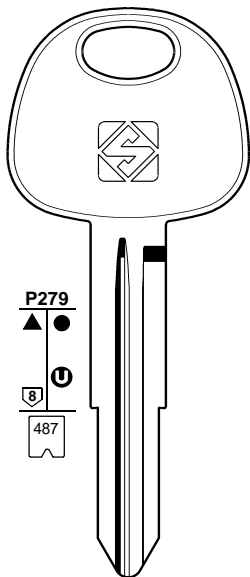


**TOY49FH**

K . . . . 0001-2500  
P . . . . 0001-2500  
L . . . . 0001-1000

FOR:  
PER:

# HYUNDAI

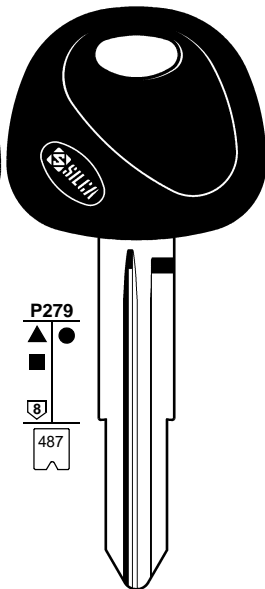


P279  
8  
487



**HYN11**

T . . . . 1-1000

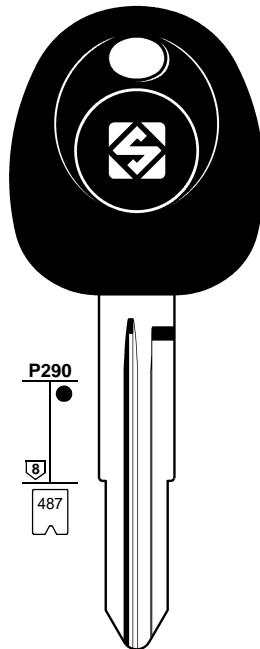


P279  
8  
487



**HYN11CP**

T . . . . 1-1000



P290  
8  
487



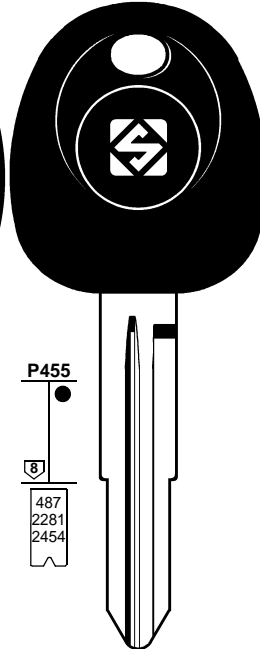
**HYN6T4**

T . . . . 1-1000



**HYN6T14**

T . . . . 1-1000

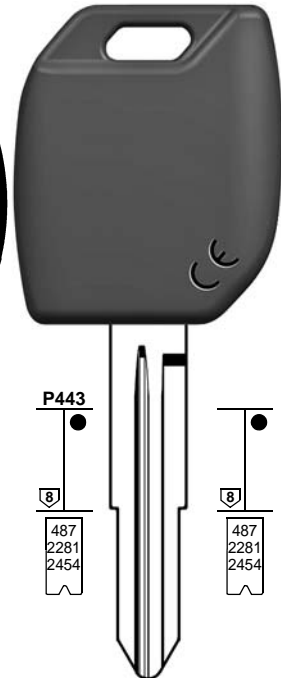


P455  
8  
487  
2281  
2454



**HYN6TE**

A . . . . 1-1000  
R . . . . 1-1000  
T . . . . 1-1000  
V . . . . 1-1200

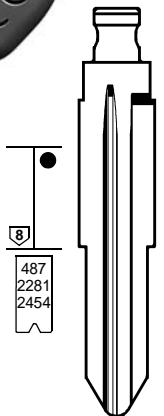


P443  
8  
487  
2281  
2454



**HYN6MH**

A . . . . 1-1000  
R . . . . 1-1000  
T . . . . 1-1000  
V . . . . 1-1200



8  
487  
2281  
2454



**HYN6FH**

A . . . . 1-1000  
R . . . . 1-1000  
T . . . . 1-1000  
V . . . . 1-1200

1	2	2a	3	3a	3b	e1+e2	6	42+71	72	43+44a	12	15
---	---	----	---	----	----	-------	---	-------	----	--------	----	----

GTI  
COMPATIBLE

IGNITION



CAR MAKE MODEL

FROM TO

SILCA REF.

SILCA REF.

SILCA REF.

COPY

GEN.

TRANSP. TYPE

FAST COPY PLUS  
RW4 PLUS  
FAST COPY/RW4

FAST COPY PLUS  
RW4 PLUS

FAST COPY  
RW4

STP



For more info on the uses of car keys, refer to the Silca Electronic Keys Catalogue:

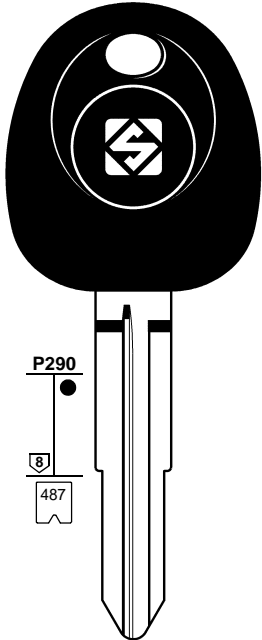
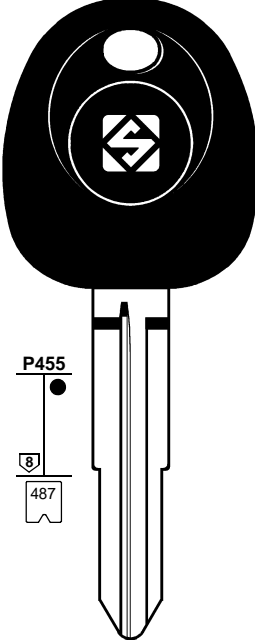
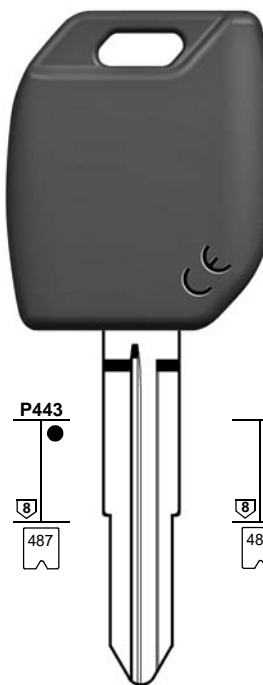
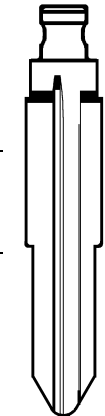
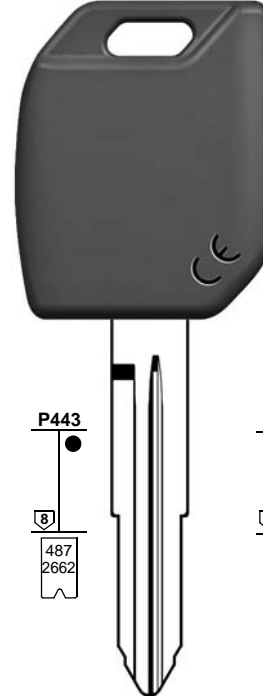
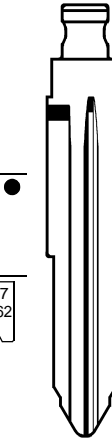








**HYUNDAI**

I20	2008		KIA7T14					PH / CR2	46				
I20	2008		TOY49MH		TOY49FH	Y	Y	PH / CR2	46	Y	P-BOX		
I20	2008		TOY40MH		TOY40FH	Y	Y	PH / CR2	46	Y	P-BOX		
I30	2007	2011	KIA7T14					PH / CR2	46				
I30	2007	2011	TOY49MH		TOY49FH	Y	Y	PH / CR2	46	Y	P-BOX		
I30	2007	2011	TOY40MH		TOY40FH	Y	Y	PH / CR2	46	Y	P-BOX		
I30	2012							TEX / MA	6E				
I40	2011							TEX / MA	6E				
I40	2011		SMARTKEY					TEX / MA	6E				
I40 (AUS)	2010		TOY49MH		TOY49FH	Y	Y	PH / CR2	46	Y	P-BOX		
I45	2009		TOY49MH		TOY49FH	Y	Y	PH / CR2	46	Y	P-BOX		
LANTRA	1995	1996	HYN11										
LANTRA	1995	1996	HYN11CP										
LANTRA	1996	2000	HYN6T4					TEXAS	4C				S6
LANTRA	1996	2000	HYN6MH	HYN6TE	HYN6FH	Y	Y	TEXAS	4C	Y	P-BOX		
LAVITA	2001	2010	HYN6T14					PH / CR2	46				
LAVITA	2001	2010	HYN6MH	HYN6TE	HYN6FH	Y	Y	PH / CR2	46	Y	P-BOX		
MATRIX	2002	2010	HYN6T14					PH / CR2	46				
MATRIX	2002	2010	HYN6MH	HYN6TE	HYN6FH	Y	Y	PH / CR2	46	Y	P-BOX		

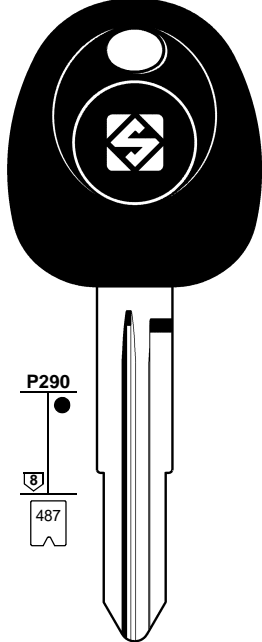
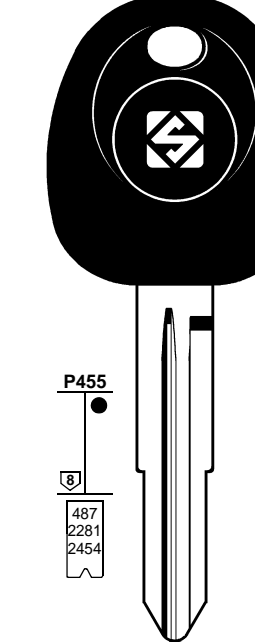
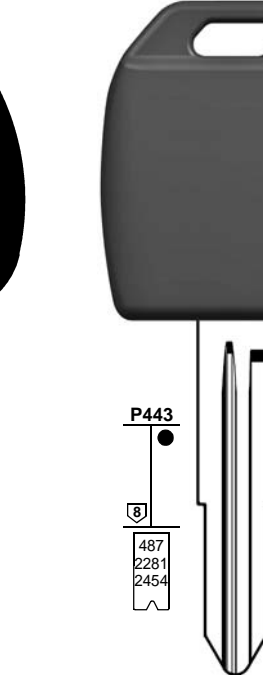

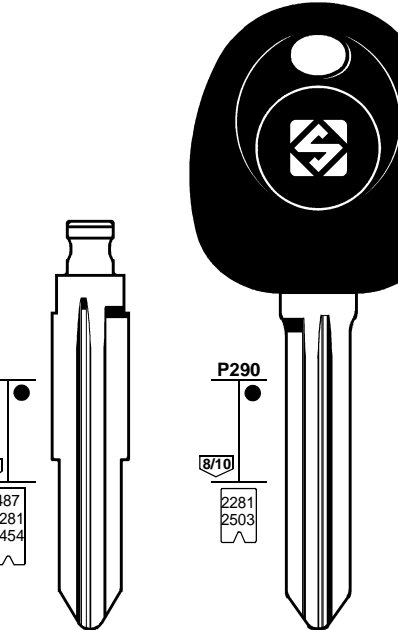





FOR:  
PER:

# HYUNDAI

					
P290 487	P455 487	P443 487	487	P443 487 2662	487 2662
 <b>HYN10T4</b> R .... 1-1000 X .... 1-1000	 <b>HYN10TE</b> R .... 1-1000 X .... 1-1000	 <b>HYN10MH</b> X .... 1-1000 R .... 1-1000	 <b>HYN10FH</b> R .... 1-1000 K .... 1-1000 X .... 1-1000	 <b>HYN7RMH</b> S .... 1-1000	 <b>HYN7RFH</b> S .... 1-1000

FOR:  
PER:

# HYUNDAI

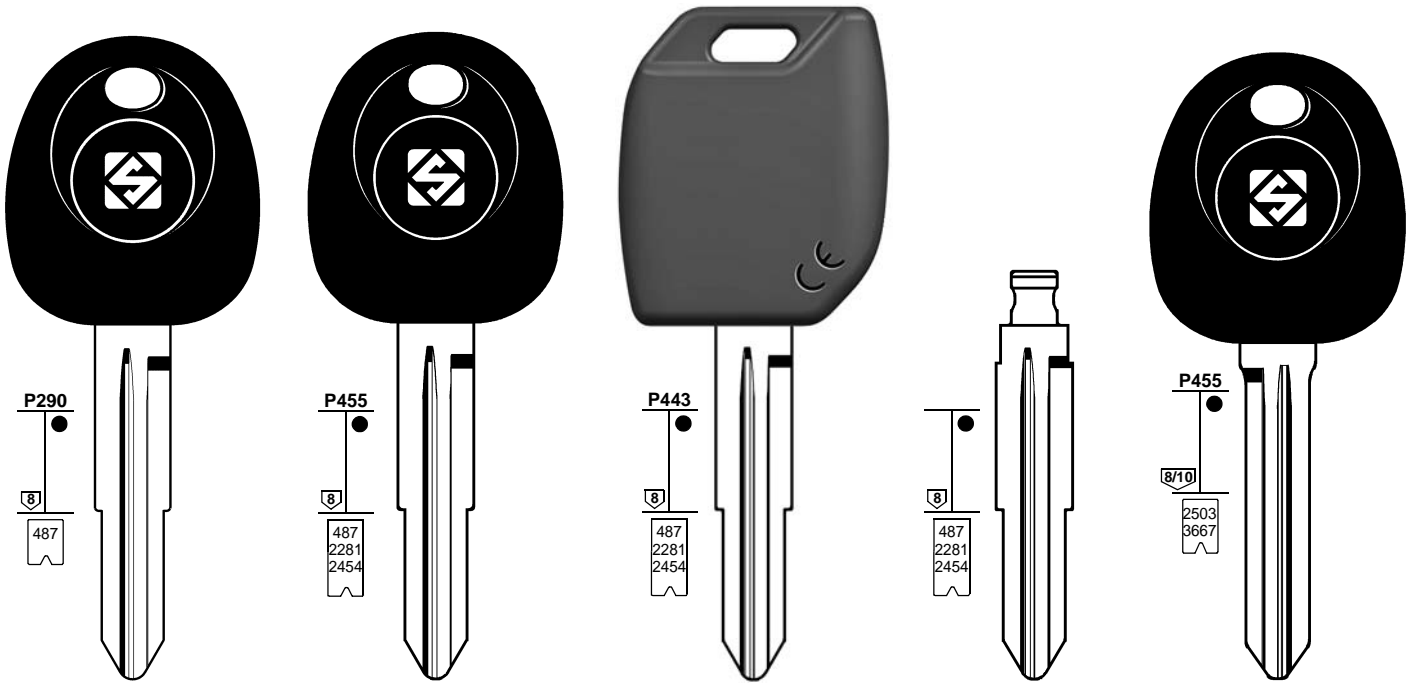
				
P290 487	P455 487 2281 2454	P443 487 2281 2454	487 2281 2454	P290 2281 2503
 <b>HYN6T14</b> T .... 1-1000	 <b>HYN6TE</b> A .... 1-1000 R .... 1-1000 T .... 1-1000 V .... 1-1200	 <b>HYN6MH</b> A .... 1-1000 R .... 1-1000 T .... 1-1000 V .... 1-1200	 <b>HYN6FH</b> A .... 1-1000 R .... 1-1000 T .... 1-1000 V .... 1-1200	 <b>HYN14RT14</b> M .... 1-2500 T .... 1-2500 WC .... 1001-3500







FOR:  
PER:


# HYUNDAI



  
**HYN6T4**  
T . . . . 1-1000

 **TE KEY**  
**HYN6TE**  
A . . . . 1-1000  
R . . . . 1-1000  
T . . . . 1-1000  
V . . . . 1-1200

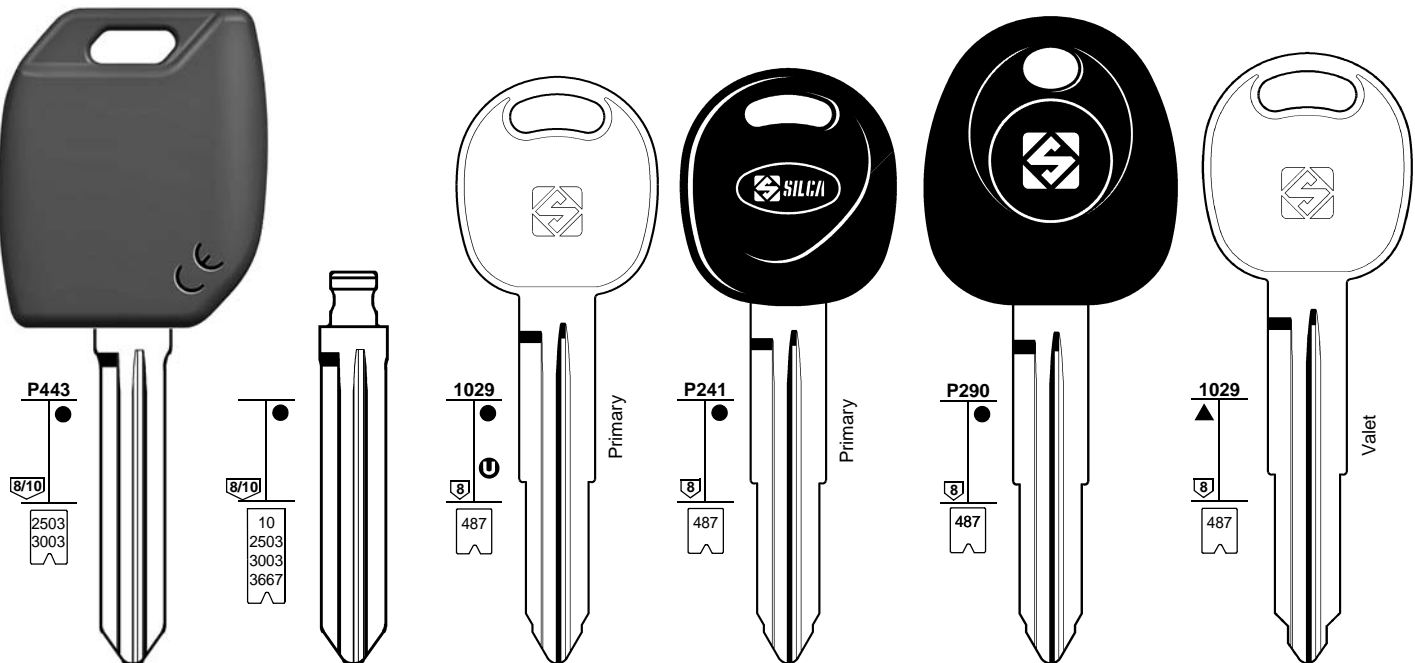
 **MH KEY**  
**HYN6MH**  
A . . . . 1-1000  
R . . . . 1-1000  
T . . . . 1-1000  
V . . . . 1-1200

 **FH FLIP**  
**HYN6FH**  
A . . . . 1-1000  
R . . . . 1-1000  
T . . . . 1-1000  
V . . . . 1-1200


 **TE KEY**  
**HYN14RTE**  
M . . . . 1-2500  
T . . . . 1-2500  
WC . . . . 1001-3500

FOR:  
PER:

# HYUNDAI



 **MH KEY**  
**HYN14RMH**  
M . . . . 1-2500  
T . . . . 1-2500  
WC . . . . 1001-3500

 **FH FLIP**  
**HYN14RFH**  
M . . . . 1-2500  
T . . . . 1-2500  
WC . . . . 1001-3500

  
**HYN7R**  
S . . . . 1-1000

  
**HYN7RAP**  
S . . . . 1-1000

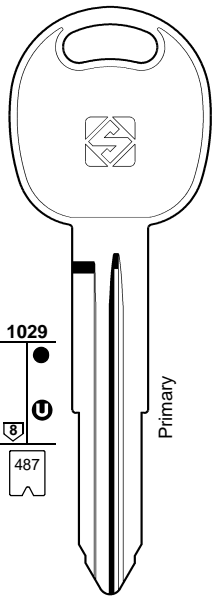
  
**HYN7RT4**  
S . . . . 1-1000

  
**HYN8R**  
S . . . . 1-1000



FOR:  
PER:

# HYUNDAI



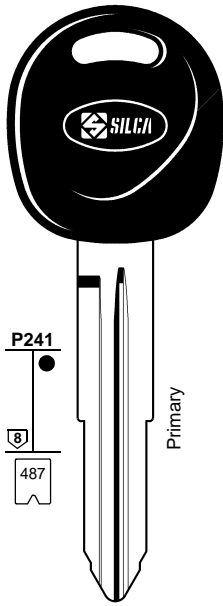
Primary

1029  
8  
487



**HYN7R**

S . . . . 1-1000



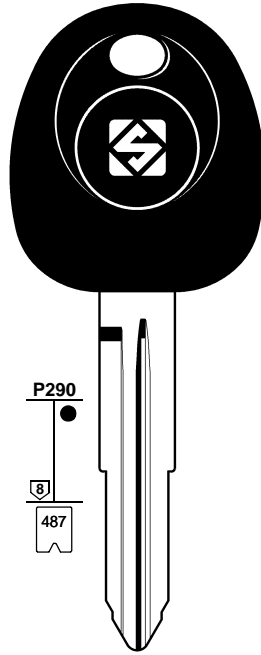
Primary

P241  
8  
487



**HYN7RAP**

S . . . . 1-1000

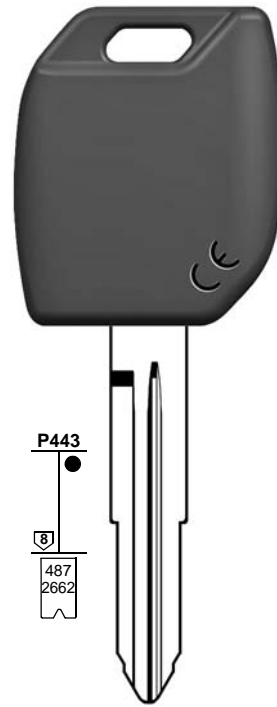


P290  
8  
487



**HYN7RT4**

S . . . . 1-1000

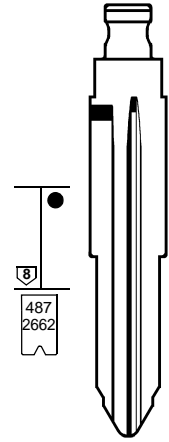


P443  
8  
487  
2662



**HYN7RMH**

S . . . . 1-1000



8  
487  
2662

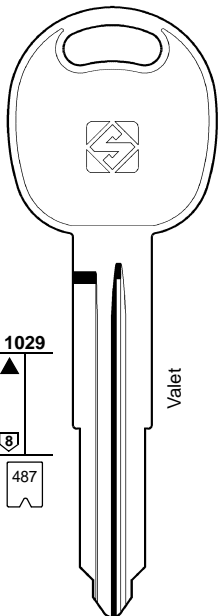


**HYN7RFH**

S . . . . 1-1000

FOR:  
PER:

# HYUNDAI



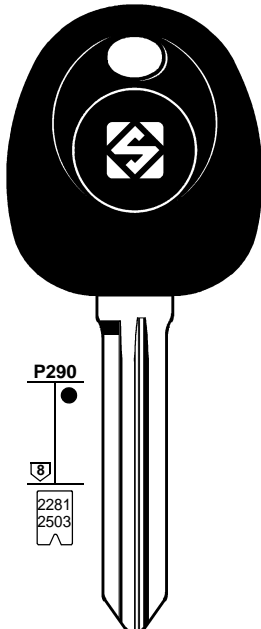
Valet

1029  
8  
487



**HYN8R**

S . . . . 1-1000

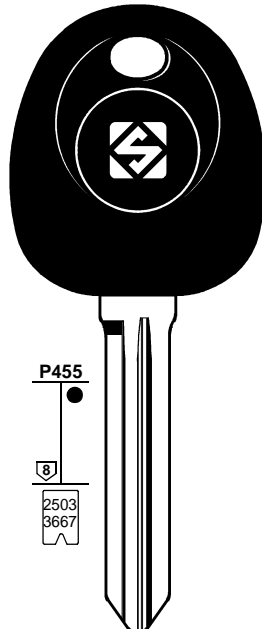


P290  
8  
2281  
2503



**HYN14RT14**

M . . . . 1-2500  
T . . . . 1-2500  
WC . . . . 1001-3500

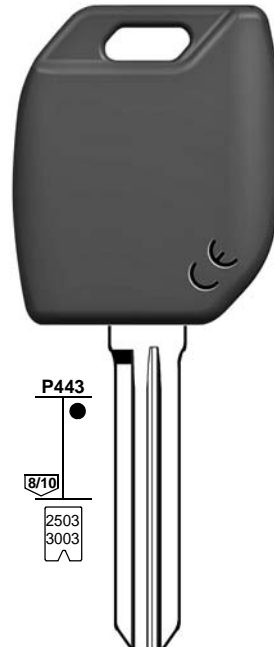


P455  
8  
2503  
3667



**HYN14RTE**

M . . . . 1-2500  
T . . . . 1-2500  
WC . . . . 1001-3500

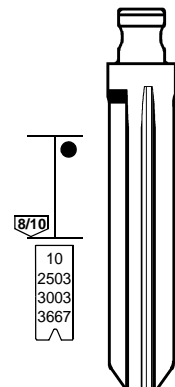


P443  
8/10  
2503  
3003



**HYN14RMH**

M . . . . 1-2500  
T . . . . 1-2500  
WC . . . . 1001-3500



8/10  
10  
2503  
3003  
3667



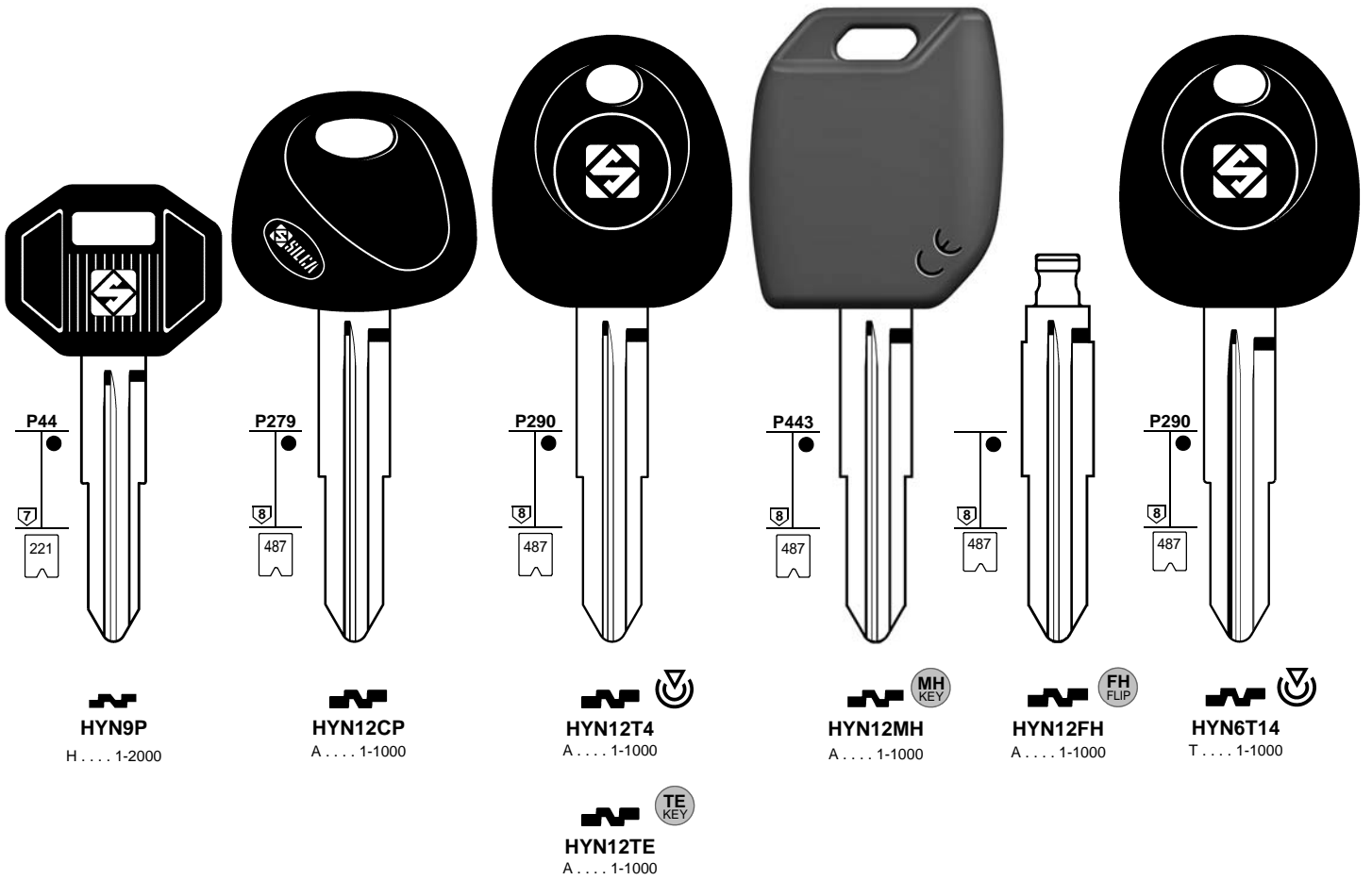
**HYN14RFH**

M . . . . 1-2500  
T . . . . 1-2500  
WC . . . . 1001-3500



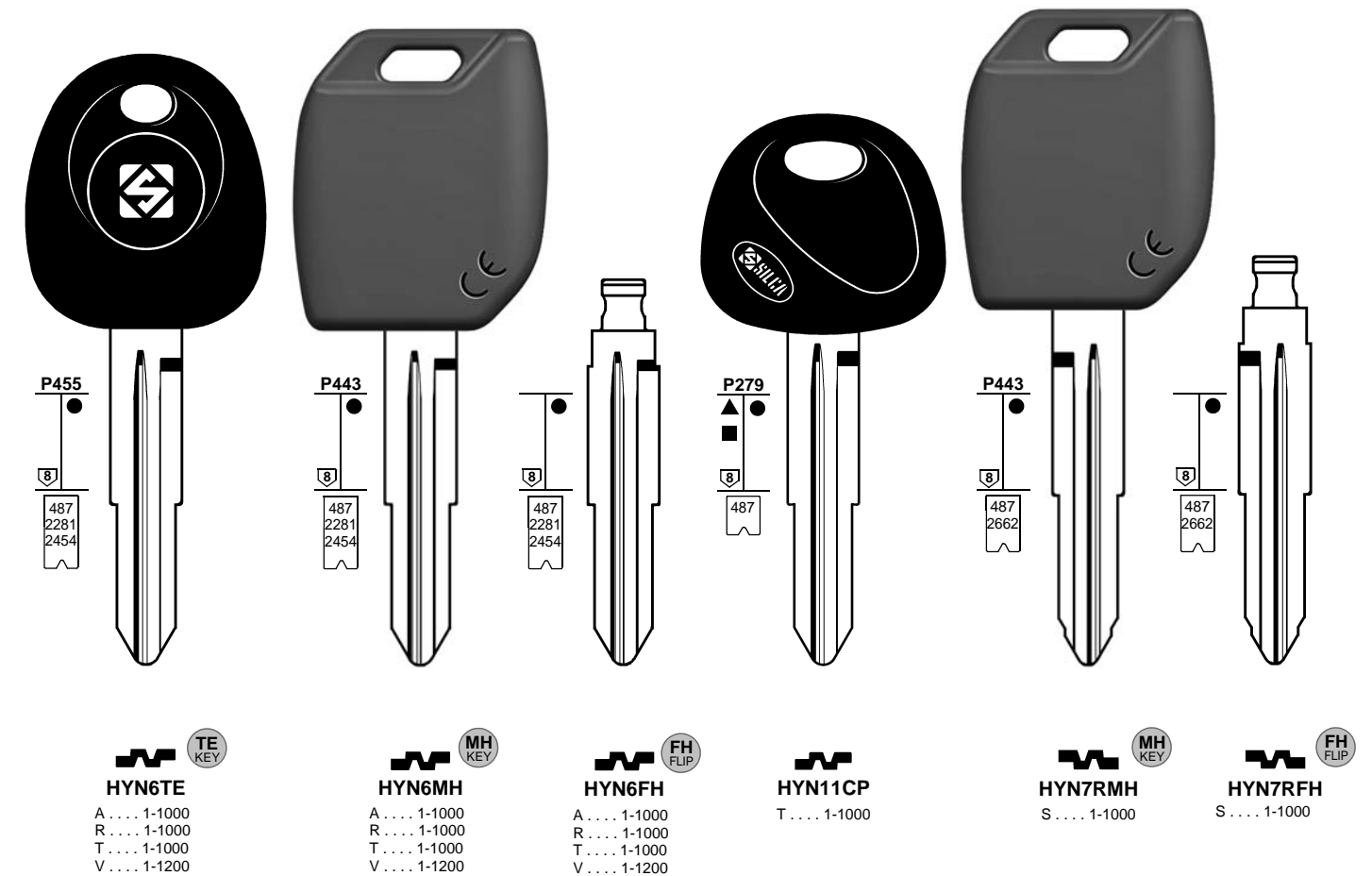
FOR:  
PER:

# HYUNDAI



FOR:  
PER:

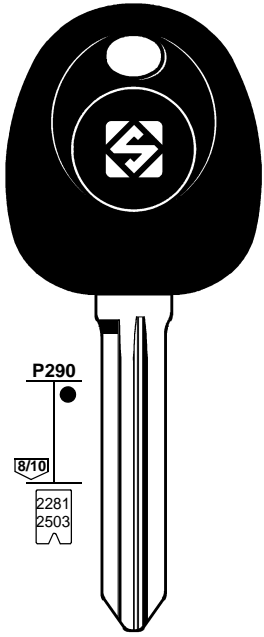
# HYUNDAI




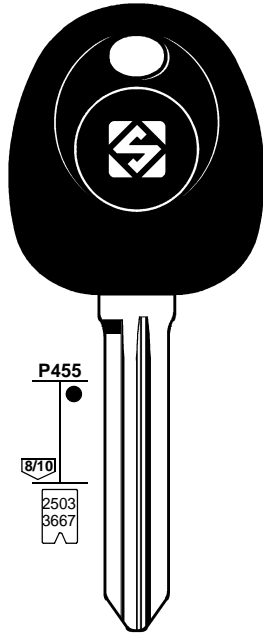


FOR:  
PER:

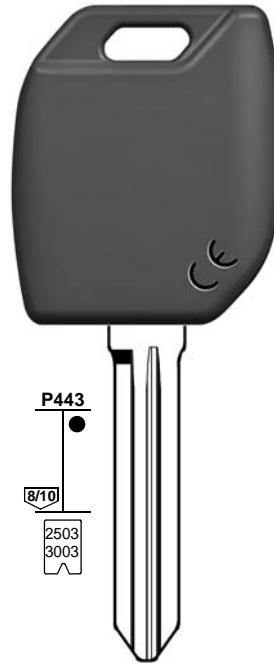
# HYUNDAI



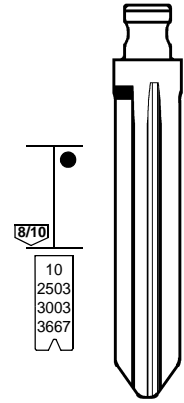
  
**HYN14RT14**  
M . . . . 1-2500  
T . . . . 1-2500  
WC . . . . 1001-3500




 **TE KEY**  
**HYN14RTE**  
M . . . . 1-2500  
T . . . . 1-2500  
WC . . . . 1001-3500



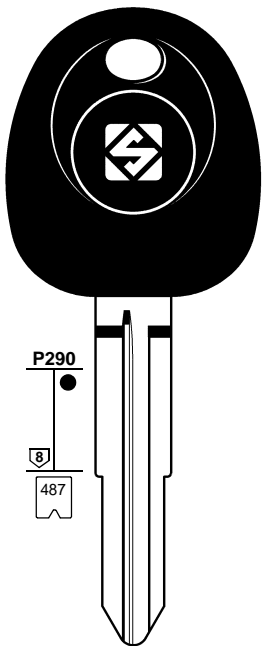
 **MH KEY**  
**HYN14RMH**  
M . . . . 1-2500  
T . . . . 1-2500  
WC . . . . 1001-3500



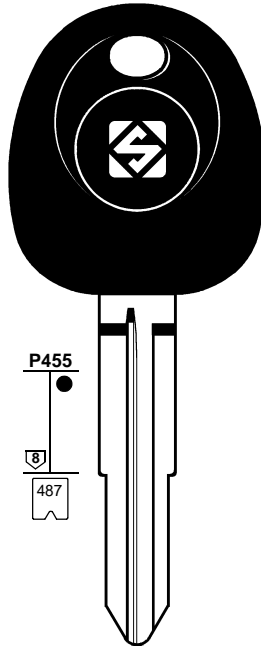
 **FH FLIP**  
**HYN14RFH**  
M . . . . 1-2500  
T . . . . 1-2500  
WC . . . . 1001-3500


FOR:  
PER:

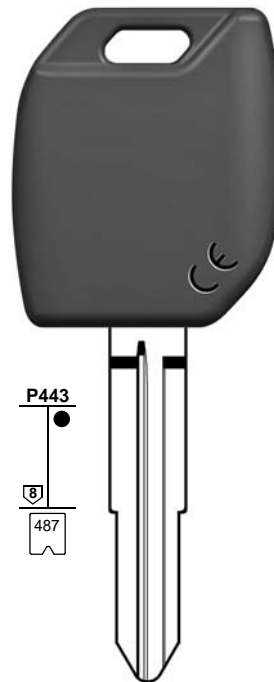
# HYUNDAI




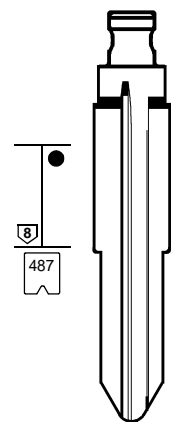
  
**HYN10T4**  
R . . . . 1-1000  
X . . . . 1-1000




 **TE KEY**  
**HYN10TE**  
R . . . . 1-1000  
K . . . . 1-1000



 **MH KEY**  
**HYN10MH**  
X . . . . 1-1000  
R . . . . 1-1000



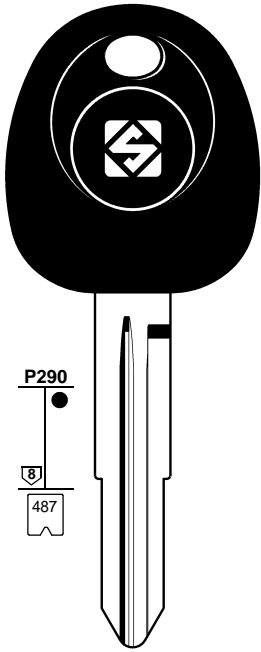
 **FH FLIP**  
**HYN10FH**  
R . . . . 1-1000  
K . . . . 1-1000  
X . . . . 1-1000



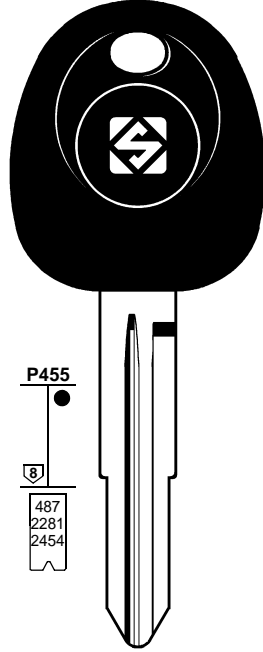



FOR:  
PER:

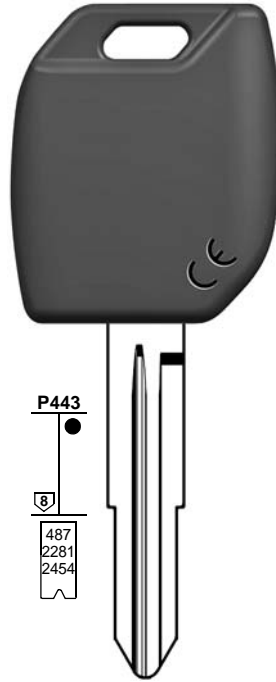
# HYUNDAI





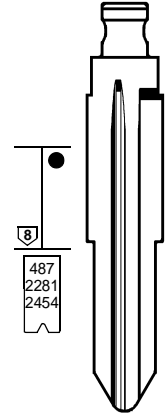
   
**HYN6T14**  
T . . . . 1-1000





   
**HYN6TE**  
A . . . . 1-1000  
R . . . . 1-1000  
T . . . . 1-1000  
V . . . . 1-1200



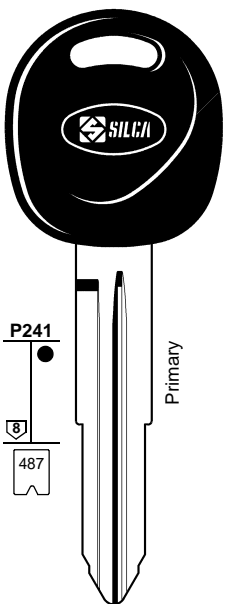
   
**HYN6MH**  
A . . . . 1-1000  
R . . . . 1-1000  
T . . . . 1-1000  
V . . . . 1-1200



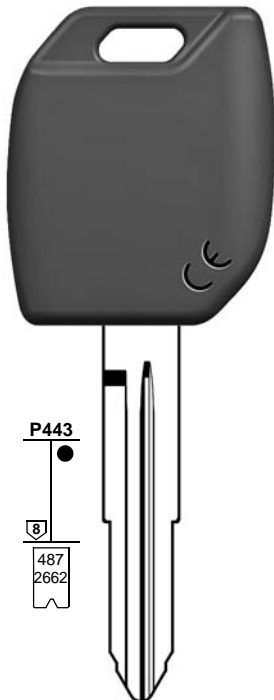
   
**HYN6FH**  
A . . . . 1-1000  
R . . . . 1-1000  
T . . . . 1-1000  
V . . . . 1-1200

FOR:  
PER:

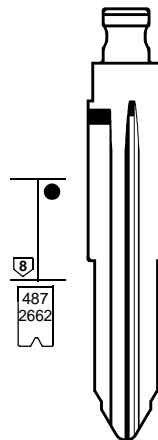
# HYUNDAI



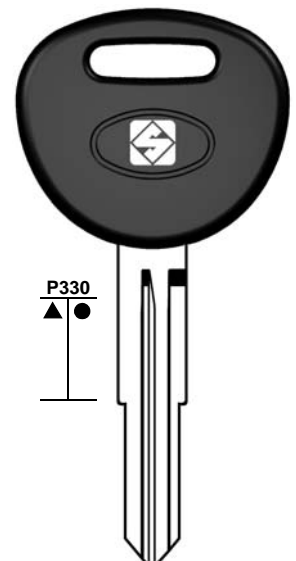
  
**HYN7RAP**  
S . . . . 1-1000



   
**HYN7RMH**  
S . . . . 1-1000



   
**HYN7RFH**  
S . . . . 1-1000



  
**HYN13BP**



FOR:  
PER:

# INFINITI

**P264**  
607

**P443**  
607

**P395**  
607  
Master

**P264**  
145  
607

**NSN14T14**  
..... 1-22185

**NSN14MH**  
..... 1-22185  
..... 30001-37850

**NSN14FH**  
..... 1-22185

**NI02T**  
..... 1-22185

**NSN11T2**  
X ..... 1-8000  
..... 1-22185  
..... 30001-37850  
X ..... 8001-9000

**NSN11FH**  
X ..... 1-8000  
X ..... 8001-9000

**NSN14TE**  
..... 1-22185  
..... 30001-37850

FOR:  
PER:

# ISUZU

**889**  
262

**772**  
262

**P122**  
264

**P233**  
567  
Primary

**HON58R**  
..... 5001-8442

**HON58RFH**  
..... 5001-8442  
..... 10001-15000

**HON59R**  
..... 5001-8442

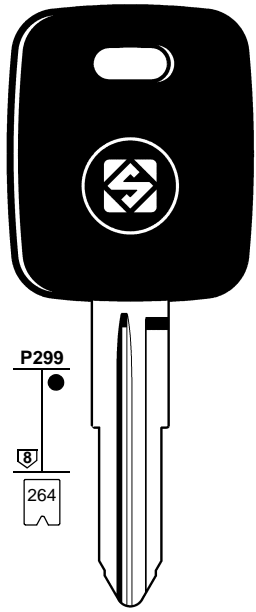
**GM19P**  
N ..... 5001-7000  
U ..... 1-2000

**GM39EP**  
..... AA00-7T51  
..... S000A-S711K

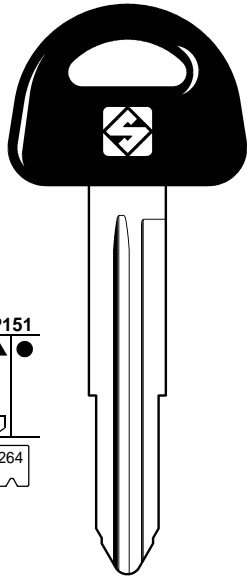
1	2	2a	3	3a	3b	e1+e2		6	42+71	72	43+44a	12	15
						<b>GTI COMPATIBLE</b>		<b>IGNITION</b> 					
<b>CAR MAKE MODEL</b>	<b>FROM</b>	<b>TO</b>	<b>SILCA REF.</b>	<b>SILCA REF.</b>	<b>SILCA REF.</b>	<b>COPY</b>	<b>GEN.</b>	<b>TRANSP. TYPE</b>	<b>FAST COPY PLUS RW4 PLUS FAST COPY/RW4</b>	<b>FAST COPY PLUS RW4 PLUS</b>	<b>FAST COPY RW4</b>	<b>STP</b>	
For more info on the uses of car keys, refer to the Silca Electronic Keys Catalogue:													
<b>INFINITI</b>													
EX35	2008	2012	SMARTKEY					PH / CR2	46				
FX35	2003		SMARTKEY					PH / CR2	46				
FX35	2003	2009	NSN14T14					PH / CR2	46				
FX35	2003	2009	NSN14MH	NSN14TE	NSN14FH	Y	Y	PH / CR2	46	Y	P-BOX		
FX45	2003	2009	NSN14T14					PH / CR2	46				
FX45	2003		SMARTKEY					PH / CR2	46				
FX45	2003	2009	NSN14MH	NSN14TE	NSN14FH	Y	Y	PH / CR2	46	Y	P-BOX		
FX50	2009		SMARTKEY					PH / CR2	46				
G20	2000	2002	NI02T					TEX / CR	60				
G20	2000	2002	NSN14MH	NSN14TE	NSN14FH	Y	Y	TEX / CR	60	Y	P-BOX		
G25	2011	2012	SMARTKEY					PH / CR2	46				
G35	2003	2007	NSN14T14					PH / CR2	46				
G35	2003	2007	NSN14MH	NSN14TE	NSN14FH	Y	Y	PH / CR2	46	Y	P-BOX		
G35	2005	2008	SMARTKEY					PH / CR2	46				
G37	2009		SMARTKEY					PH / CR2	46				
IPL G C.PE	2011	2012	SMARTKEY					PH / CR2	46				
I30	1999	2000	NSN11T2		NSN11FH			PH	33	Y	Y	N-N	
I30	2001	2004	NI02T					TEX / CR	60				
I30	2001	2004	NSN14MH	NSN14TE	NSN14FH	Y	Y	TEX / CR	60	Y	P-BOX		
I35	2001	2004	NI02T					TEX / CR	60				
I35	2001	2004	NSN14MH	NSN14TE	NSN14FH	Y	Y	TEX / CR	60	Y	P-BOX		
JX35	2013		SMARTKEY					PH / CR2	46				
M35	2003	2004	NSN14T14					PH / CR2	46				
M35	2003	2004	NSN14MH	NSN14TE	NSN14FH	Y	Y	PH / CR2	46	Y	P-BOX		
M35	2006	2010						PH / CR2	46				
M45	2003	2006	NSN14T14					PH / CR2	46				
M45	2003	2006	NSN14MH	NSN14TE	NSN14FH	Y	Y	PH / CR2	46	Y	P-BOX		
M45	2006	2010						PH / CR2	46				
M56	2011		SMARTKEY					PH / CR2	46				
QX4	1997	1999						TEXAS	4C				
QX4	1997	1999	NSN14MH	NSN14TE	NSN14FH	Y	Y	TEXAS	4C	Y	P-BOX		
QX4	1999	2003	NI02T					TEX / CR	60				
QX4	1999	2003	NSN14MH	NSN14TE	NSN14FH	Y	Y	TEX / CR	60	Y	P-BOX		
QX56	2004	2007	NSN14T14					PH / CR2	46				
QX56	2004	2007	NSN14MH	NSN14TE	NSN14FH	Y	Y	PH / CR2	46	Y	P-BOX		
QX56	2008	2012	SMARTKEY					PH / CR2	46				
Q45	1997	2000						TEXAS	4C				
Q45	1997	2000	NSN14MH	NSN14TE	NSN14FH	Y	Y	TEXAS	4C	Y	P-BOX		
Q45	2001	2005	NSN14T14					PH / CR2	46				
Q45	2001	2005	NSN14MH	NSN14TE	NSN14FH	Y	Y	PH / CR2	46	Y	P-BOX		
<b>ISUZU</b>													
AMIGO	1998	2000	HON58R		HON58RFH								
AMIGO	1998	2000	GM19P										
ASCENDER	2003	2006	GM39EP										
AXIOM	2002	2002	HON59R										
AXIOM	2002	2002	HON58R		HON58RFH								

FOR:  
PER:

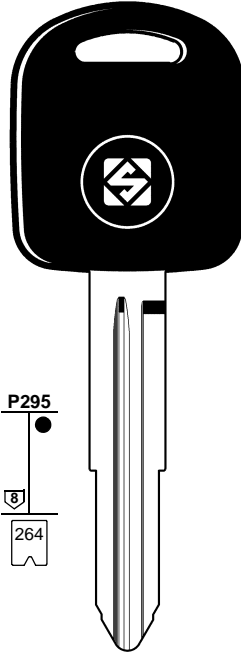
# ISUZU



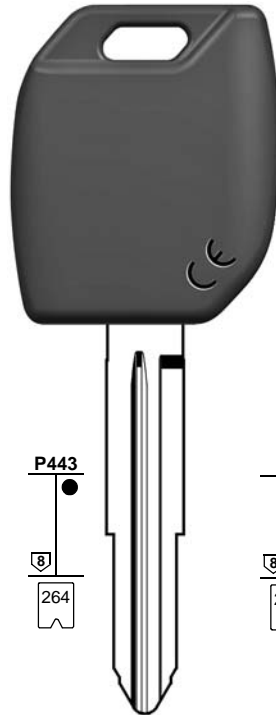
**GM15T5**  
N . . . . 5001-7000



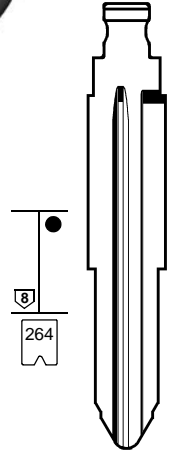
**SZ12P**  
U . . . . 1-2000



**SZ12TE**  
U . . . . 1-2000



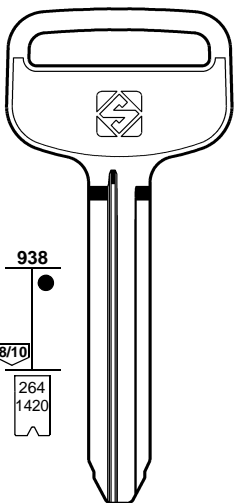
**SZ12MH**  
U . . . . 1-2000



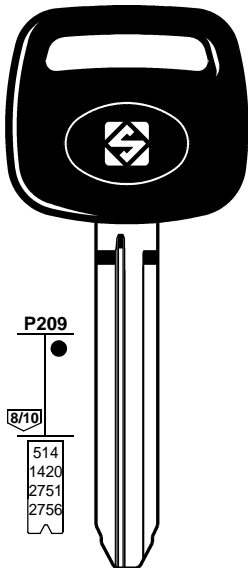
**SZ12FH**  
U . . . . 1-2000

FOR:  
PER:

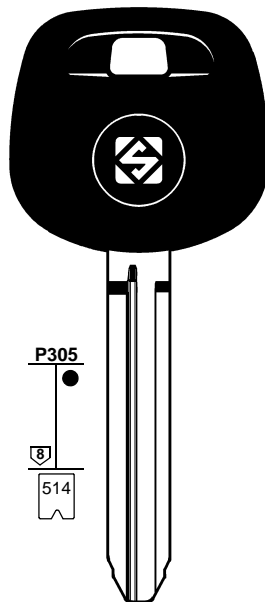
# ISUZU



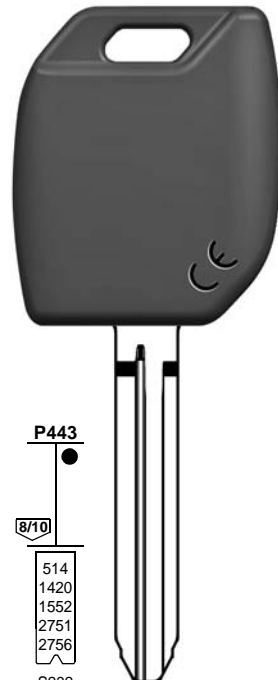
**TOY43R**  
.....  
10001-15000  
50000-59999  
60000-69999  
70000-75928



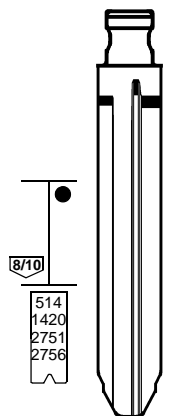
**TOY43RP**  
.....  
10001-15000  
50000-59999  
60000-69999  
70000-75928



**TOY43RATE**  
.....  
10001-15000  
50000-59999  
60000-69999



**TOY43RMH**  
..... 10001-15000  
..... 50000-59999  
..... 60000-69999  
..... 25001-26200  
..... 1-5000

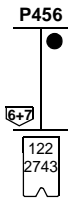


**TOY43RFH**  
..... 1001-15000  
..... 70000-75928



FOR:  
PER:

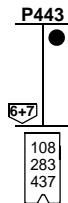
# IVECO



### GT10BTE

- .... 1/9 . . . A/Z/AZ MNPRS
- .... 0/90/9 MNPRS
- .... 1/9 . . . A/Z MNPRS
- .... 1/9 . . . A/Z MNPRS
- .... 1/9 . . . A/Z MNPRS
- .... 1/9 . . . A/Z MNPRS
- .... 1/9 . . . A/Z MNPRS
- .... 1/9 . . . A/Z MNPRS
- .... 3001-4000
- .... 6001-7000

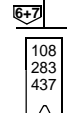
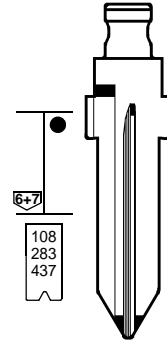
GIOBERT - TRW SIPEA



### GT10MH

- J . . . . 3001-6732
- N . . . . 6001-7000
- V . . . . 0001-3056
- V . . . . 5001-8058
- AB . . . . 6001-6891
- .... 3001-4000
- .... 6001-7000

GIOBERT - TRW SIPEA

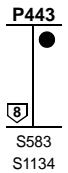


### GT10FH

- J . . . . 3001-6732
- N . . . . 6001-7000
- V . . . . 0001-3056
- V . . . . 5001-8058
- AB . . . . 6001-6891
- .... 3001-4000
- .... 6001-7000

FOR:  
PER:

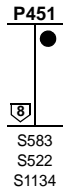
# IVECO



### SIP22MH

- DE . . . . . 1-11210

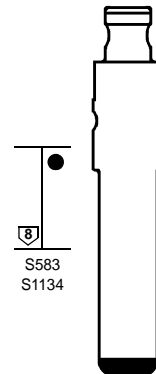
GIOBERT - TRW SIPEA



### SIP22TE

- DE . . . . . 1-11210

GIOBERT - TRW SIPEA



### SIP22FH

- DE . . . . . 1-11210

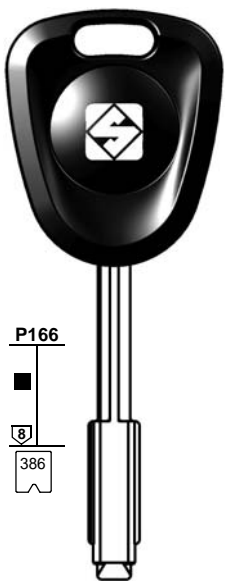




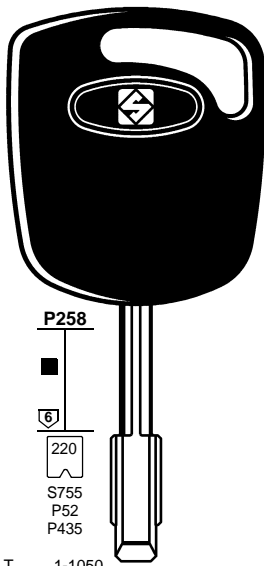
FOR:  
PER:

# JAGUAR

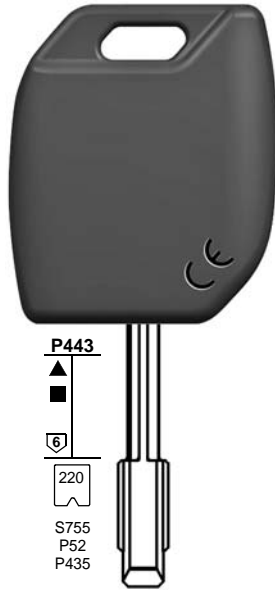
# JDM (MICROCARS)



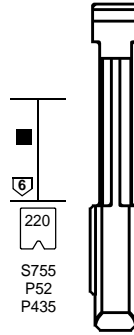
P166  
8  
386



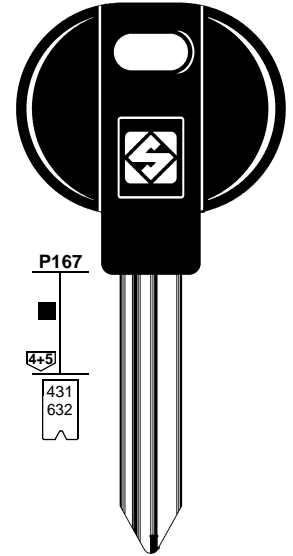
P258  
6  
220  
S755  
P52  
P435



P443  
6  
220  
S755  
P52  
P435



6  
220  
S755  
P52  
P435



P167  
4+5  
431  
632

T.... 1-1050  
T.... 1-2330  
T.... 1051-2330  
T..... 1-2-3-4



**TBE1T5**  
T..... 1-2-3



**FO21TE**



**FO21MH**  
T.... 1-1050  
T.... 1-2330  
T.... 1051-2330  
T..... 1-2-3-4



**FO21FH**  
T.... 1-1050  
T.... 1-2330  
T.... 1051-2330  
T..... 1-2-3-4



**FO21T7**



**SX9AP**  
63/99 ..... H 12468  
63/99 ..... 12468  
..... H 0111111-6288888  
..... 0111111-6288888

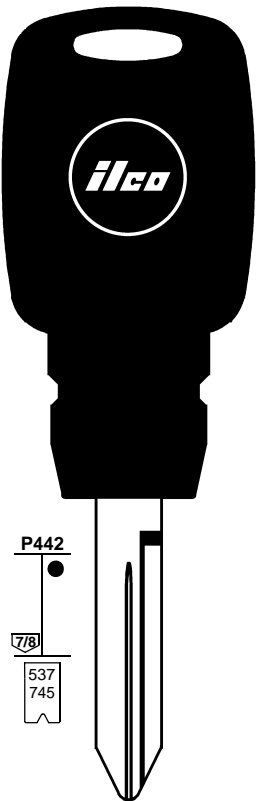
VALEO

TIBBE - VALEO

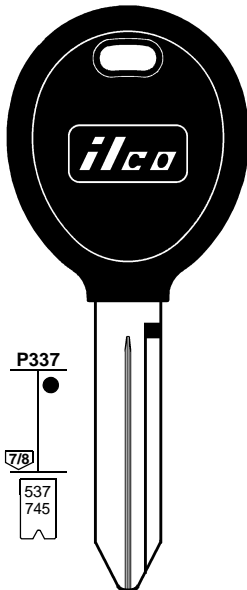
TIBBE - VALEO

FOR:  
PER:

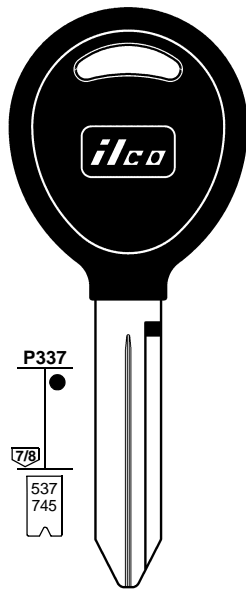
# JEEP



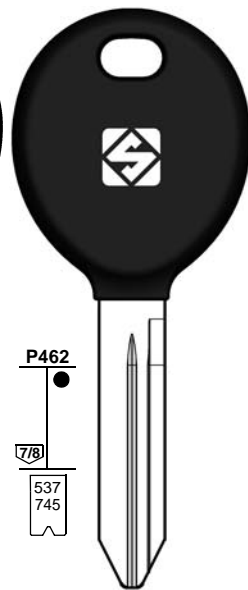
P442  
7/8  
537  
745



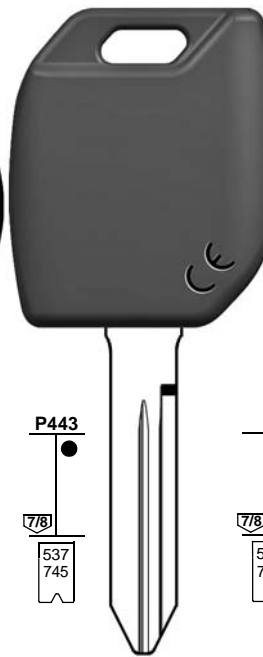
P337  
7/8  
537  
745



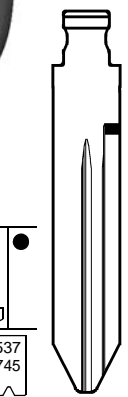
P337  
7/8  
537  
745



P462  
7/8  
537  
745



P443  
7/8  
537  
745



7/8  
537  
745



**EK3P-Y170**  
L.... 1-3580  
M.... 1-2618



**Y164-PT**  
L.... 1-3580  
M.... 1-2618



**Y160-PT**  
L.... 1-3580  
M.... 1-2618



**CY24TE**  
L.... 1-3580  
M.... 1-2618



**CY24MH**  
L.... 1-3580  
M.... 1-2618



**CY24FH**  
L.... 1-3580  
M.... 1-2618  
FT.... 1001-3000

MITSUBISHI

1	2	2a	3	3a	3b	e1+e2		6	42+71	72	43+44a	12	15
						<b>GTI COMPATIBLE</b>		<b>IGNITION</b> 					
<b>CAR MAKE MODEL</b>	FROM	TO	SILCA REF.	SILCA REF.	SILCA REF.	COPY	GEN.	TRANSP. TYPE	FAST COPY PLUS RW4 PLUS FAST COPY/RW4	FAST COPY PLUS RW4 PLUS	FAST COPY RW4	STP	
For more info on the uses of car keys, refer to the Silca Electronic Keys Catalogue:													
<b>JAGUAR</b>													
SOVEREIGN	1996	2000	TBE1T5					MEG	13	Y	Y	Meg	
S-TYPE	2000	2008	FO21T7					TEX / CR	60				
S-TYPE	2000	2008	FO21MH	FO21TE	FO21FH	Y	Y	TEX / CR	60	Y	P-BOX		
XJ	2003	2007	FO21T7					TEX / CR	60				
XJ	2003	2007	FO21MH	FO21TE	FO21FH	Y	Y	TEX / CR	60	Y	P-BOX		
XJ , XJS , XK8	1998	1999	TBE1T5					MEG	13	Y	Y	Meg	
XJ , XK	2000	2003						MEG	13				
X-TYPE	2002	2008						TEX / CR	60				
X-TYPE	2002	2008	FO21MH	FO21TE	FO21FH	Y	Y	TEX / CR	60	Y	P-BOX		
<b>JDM (MICROCARS)</b>													
ABACA	2005	2012	SX9AP										
ALBIZIA	2003	2012	SX9AP										
ALOES	2008	2012	SX9AP										
ROSDY	2012		SX9AP										
<b>JEEP</b>													
CHEROKEE	1998	2004	Y160-PT					TEX / CR	64				F
CHEROKEE	1998	2004	CY24MH	CY24TE	CY24FH	Y	Y	TEX / CR	64	Y	P-BOX		
CHEROKEE	2005		Y164-PT					PH / CR2	46				
CHEROKEE	2005		CY24MH	CY24TE	CY24FH	Y	Y	PH / CR2	46	Y	P-BOX		
CHEROKEE LIMITED	1999	2005	Y160-PT					TEX / CR	64				F
CHEROKEE LIMITED	1999	2005	CY24MH	CY24TE	CY24FH	Y	Y	TEX / CR	64	Y	P-BOX		
CJ5,CJ7	1998	2005	Y160-PT					TEX / CR	64				F
CJ5,CJ7	1998	2005	CY24MH	CY24TE	CY24FH	Y	Y	TEX / CR	64	Y	P-BOX		
CJ5,CJ7	2006		Y164-PT					PH / CR2	46				F
CJ5,CJ7	2006		CY24MH	CY24TE	CY24FH	Y	Y	PH / CR2	46	Y	P-BOX		
COMANCHE	2006		Y164-PT					PH / CR2	46				F
COMANCHE	2006		CY24MH	CY24TE	CY24FH	Y	Y	PH / CR2	46	Y	P-BOX		
COMMANDER	2006	2008	Y164-PT					PH / CR2	46				F
COMMANDER	2006	2008	CY24MH	CY24TE	CY24FH	Y	Y	PH / CR2	46	Y	P-BOX		
COMMANDER	2008	2010						PH / CR2	46				
COMMANDER	2008	2010	EK3P-Y170					PH / CR2	46	Y	P-BOX		
COMPASS	2007		Y164-PT					PH / CR2	46				F
COMPASS	2007		CY24MH	CY24TE	CY24FH	Y	Y	PH / CR2	46	Y	P-BOX		
G. CHEROKEE	2005	2008	Y164-PT					PH / CR2	46				F
G. CHEROKEE	2005	2008	CY24MH	CY24TE	CY24FH	Y	Y	PH / CR2	46	Y	P-BOX		
G. CHEROKEE	2008							PH / CR2	46				
G. CHEROKEE	2008		EK3P-Y170					PH / CR2	46	Y	P-BOX		
G.CHEROKEE LUX	1999	2005	Y160-PT					TEX / CR	64				F
G.CHEROKEE LUX	1999	2005	CY24MH	CY24TE	CY24FH	Y	Y	TEX / CR	64	Y	P-BOX		
G.CHEROKEE SPORT	1998	2004	Y160-PT					TEX / CR	64				F
G.CHEROKEE SPORT	1998	2004	CY24MH	CY24TE	CY24FH	Y	Y	TEX / CR	64	Y	P-BOX		
LIBERTY	2002	2004	Y160-PT					TEX / CR	64				F
LIBERTY	2002	2004	CY24MH	CY24TE	CY24FH	Y	Y	TEX / CR	64	Y	P-BOX		
LIBERTY	2005		Y164-PT					PH / CR2	46				
LIBERTY	2005		CY24MH	CY24TE	CY24FH	Y	Y	PH / CR2	46	Y	P-BOX		
PATRIOT	2007		Y164-PT					PH / CR2	46				F
PATRIOT	2007		CY24MH	CY24TE	CY24FH	Y	Y	PH / CR2	46	Y	P-BOX		
WRANGLER	1998	2006	Y160-PT					TEX / CR	64				F
WRANGLER	1998	2006	CY24MH	CY24TE	CY24FH	Y	Y	TEX / CR	64	Y	P-BOX		
WRANGLER	2006		CY24MH	CY24TE	CY24FH	Y	Y	PH / CR2	46	Y	P-BOX		
WRANGLER	2007		Y164-PT					PH / CR2	46				F

FOR:  
PER:

# KIA

**P322**  
S819  
S853  
S1001  
S1122  
S1150

**P443**  
480  
S24  
S232  
S765  
S819  
S853  
S1001  
S1122  
S1150  
S1356

**P472**  
S1001  
S1122

**P443**  
S1001  
S1122

**P443**  
S1001  
S1122  
S853

**KIA7T14**  
G . . . . 0001-2500  
J . . . . 0001-2500  
K . . . . 0001-2500  
L . . . . 0001-1000  
P . . . . 0001-2500

**TOY40MH**  
... 1-5000  
L . . . . 0001-1000  
G . . . . 0001-2500  
J . . . . 0001-2500  
K . . . . 0001-2500  
P . . . . 0001-2500  
... 30001-31200

**TOY40FH**  
... 1-5000  
L . . . . 0001-1000  
J . . . . 0001-2500

**TOY49TE**  
K . . . . 0001-2500  
P . . . . 0001-2500

**TOY49MH**  
K . . . . 0001-2500  
P . . . . 0001-2500

**TOY49FH**  
K . . . . 0001-2500  
P . . . . 0001-2500  
L . . . . 0001-1000

FOR:  
PER:

# KIA

**1136**  
742

**P320**  
742

**P463**  
742

**P443**  
742

**P443**  
742

**P142**  
158

**KIA3R**  
Y . . . . 2001-3000

**KIA3RT16**  
Y . . . . 2001-3000

**KIA3RTE**  
Y . . . . 2001-3000

**KIA3RMH**  
Y . . . . 2001-3000

**KIA3RFH**  
Y . . . . 2001-3000

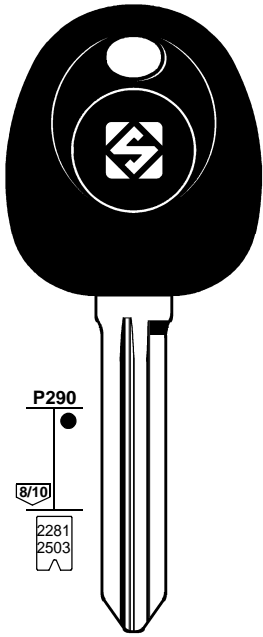
**KIA4RBP**  
... 5001-6200

**KIA3RT14**  
Y . . . . 2001-3000



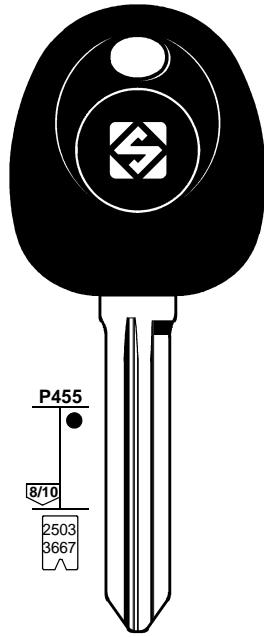
FOR:  
PER:

# KIA



**HYN14T14**

H . . . . 0001-2500  
M . . . . 0001-2500  
P . . . . 0001-2500  
T . . . . 0001-2500  
V . . . . 1-2500



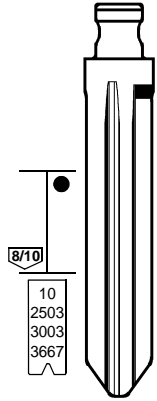
**HYN14TE**

H . . . . 0001-2500  
M . . . . 0001-2500  
P . . . . 0001-2500  
T . . . . 0001-2500  
V . . . . 1-2500



**HYN14MH**

H . . . . 0001-2500  
M . . . . 0001-2500  
P . . . . 0001-2500  
T . . . . 0001-2500  
V . . . . 0001-2500

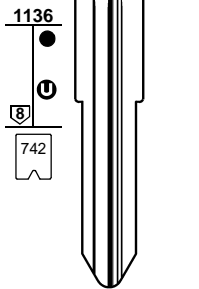


**HYN14FH**

H . . . . 0001-2500  
M . . . . 0001-2500  
P . . . . 0001-2500  
T . . . . 0001-2500  
V . . . . 0001-2500

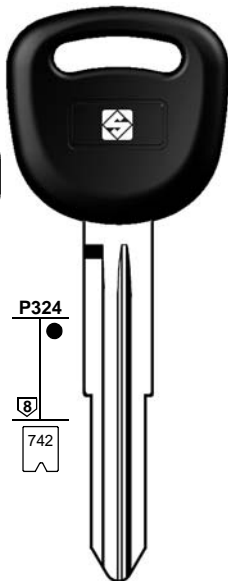
FOR:  
PER:

# KIA



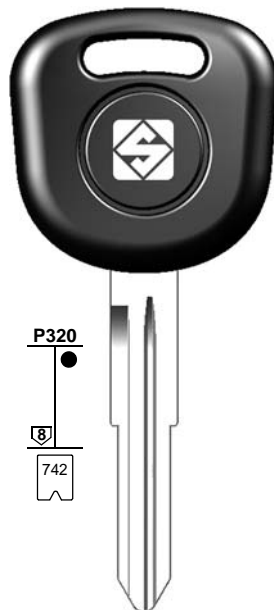
**KIA3R**

Y . . . . 2001-3000



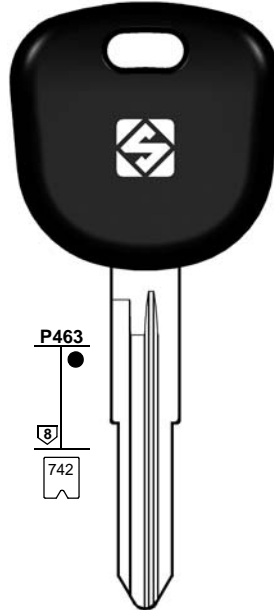
**KIA3RAP**

Y . . . . 2001-3000



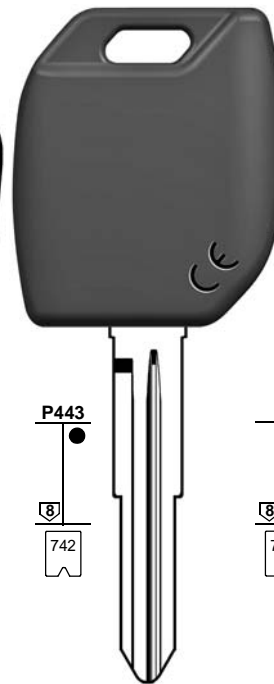
**KIA3RT14**

Y . . . . 2001-3000



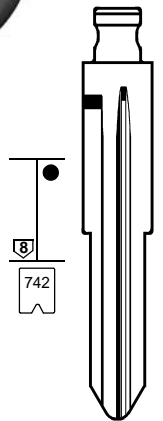
**KIA3RT16**

Y . . . . 2001-3000



**KIA3RTE**

Y . . . . 2001-3000



**KIA3RMH**

Y . . . . 2001-3000



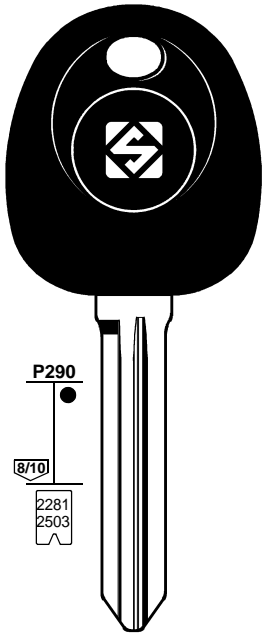
**KIA3RFH**

Y . . . . 2001-3000

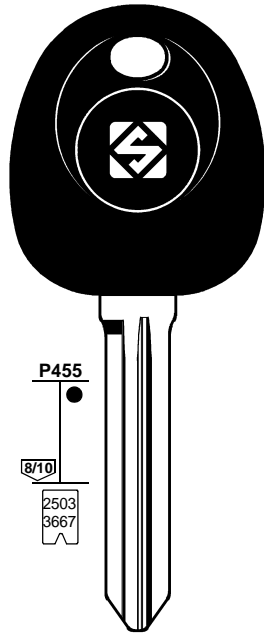


FOR:  
PER:

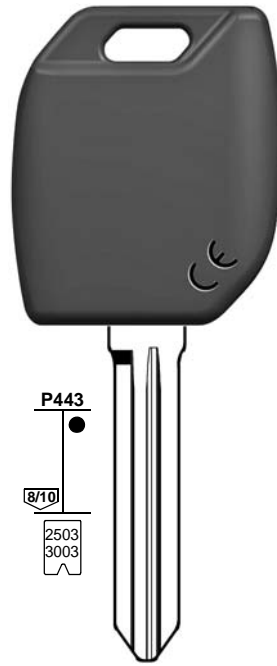
# KIA



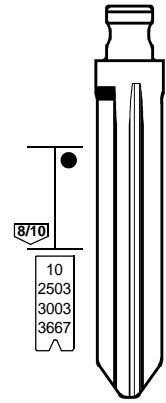
**HYN14RT14**  
M . . . . 1-2500  
T . . . . 1-2500  
WC . . . . 1001-3500



**HYN14RTE**  
M . . . . 1-2500  
T . . . . 1-2500  
WC . . . . 1001-3500



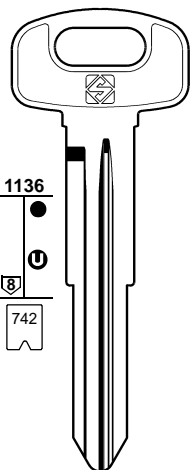
**HYN14RMH**  
M . . . . 1-2500  
T . . . . 1-2500  
WC . . . . 1001-3500



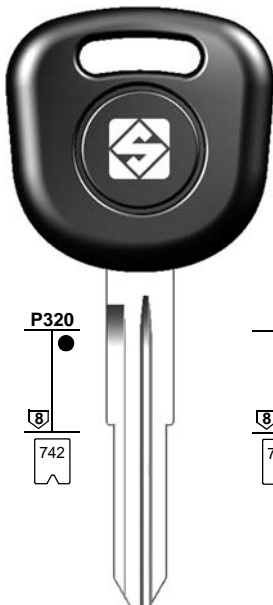
**HYN14RFH**  
M . . . . 1-2500  
T . . . . 1-2500  
WC . . . . 1001-3500

FOR:  
PER:

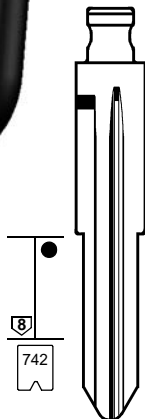
# KIA



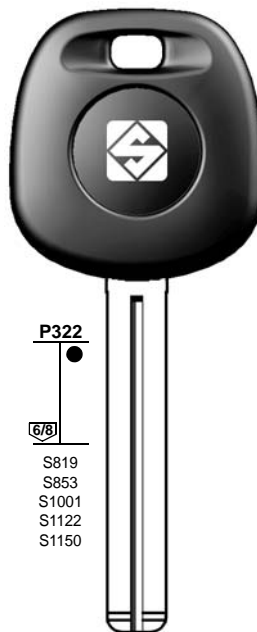
**KIA3R**  
Y . . . . 2001-3000



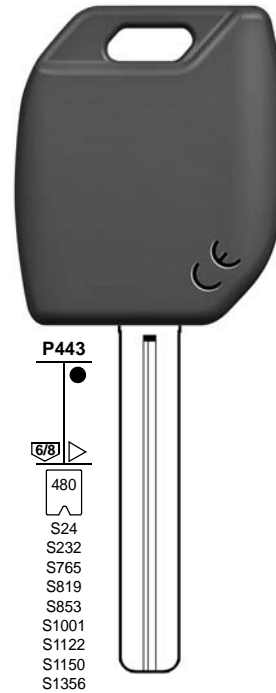
**KIA3RT5**  
Y . . . . 2001-3000



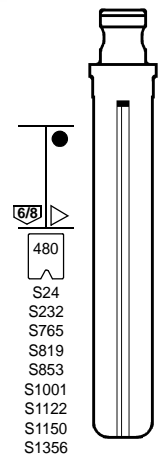
**KIA3RFH**  
Y . . . . 2001-3000



**KIA7T14**  
G . . . . 0001-2500  
J . . . . 0001-2500  
K . . . . 0001-2500  
L . . . . 0001-1000  
P . . . . 0001-2500



**TOY40MH**  
. . . . 1-5000  
L . . . . 0001-1000  
G . . . . 0001-2500  
J . . . . 0001-2500  
K . . . . 0001-2500  
P . . . . 0001-2500  
. . . . 30001-31200



**TOY40FH**  
. . . . 1-5000  
L . . . . 0001-1000  
J . . . . 0001-2500



1	2	2a	3	3a	3b	e1+e2		6	42+71	72	43+44a	12	15	
						GTI COMPATIBLE		IGNITION 						
CAR MAKE MODEL	FROM	TO	SILCA REF.	SILCA REF.	SILCA REF.	COPY	GEN.	TRANSP. TYPE	FAST COPY PLUS RW4 PLUS FAST COPY/RW4	FAST COPY PLUS RW4 PLUS	FAST COPY RW4	STP		

For more info on the uses of car keys, refer to the Silca Electronic Keys Catalogue:

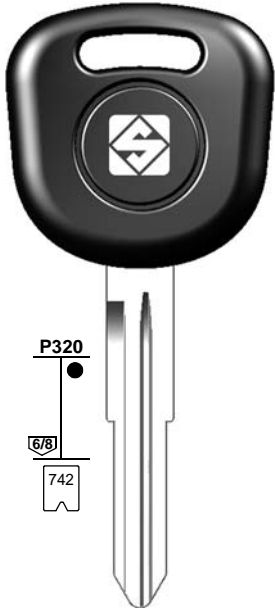


KIA

CEE'D	2007	2011	KIA7T14					PH / CR2	46				
CEE'D	2007	2011	TOY40MH		TOY40FH	Y	Y	PH / CR2	46	Y		P-BOX	
CEE'D	2012		SMARTKEY					PH / CR2	46				
CEE'D	2012							TEX / MA	6E				
CEE'D SW	2007	2011	KIA7T14					PH / CR2	46				
CEE'D SW	2007	2011	TOY40MH		TOY40FH	Y	Y	PH / CR2	46	Y		P-BOX	
CERATO	2004							PH / CR2	46				
CLARUS	1998	2001	KIA3R										
CLARUS	1998	2001	KIA3RT5		KIA3RFH			MEG	13	Y		Y	
CLARUS	1998	2001	KIA3T5					MEG	13	Y		Y	
CLARUS	1998	2001						MEG / CR	48-K	Y		Y	
FORTE (CDN)	2008	2011	HYN14RT14					PH / CR2	46				
FORTE (CDN)	2008	2011	HYN14RMH	HYN14RTE	HYN14RFH	Y	Y	PH / CR2	46	Y		P-BOX	
FORTE (USA)	2008												

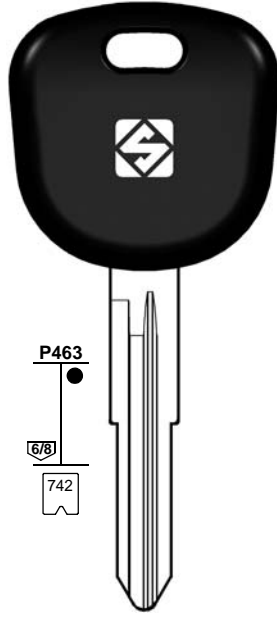
FOR:  
PER:

# KIA



   
**KIA3RT14**  
Y . . . . 2001-3000

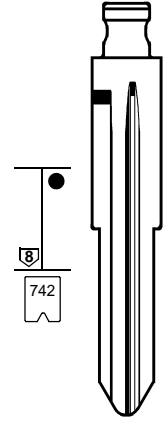
   
**KIA3RT16**  
Y . . . . 2001-3000



   
**KIA3RTE**  
Y . . . . 2001-3000



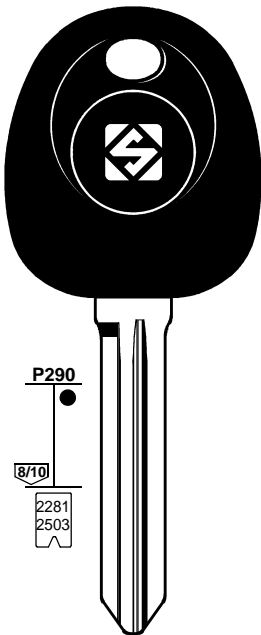
   
**KIA3RMH**  
Y . . . . 2001-3000





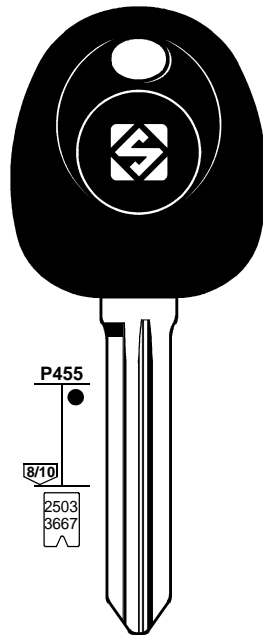
   
**KIA3RFH**  
Y . . . . 2001-3000

FOR:  
PER:

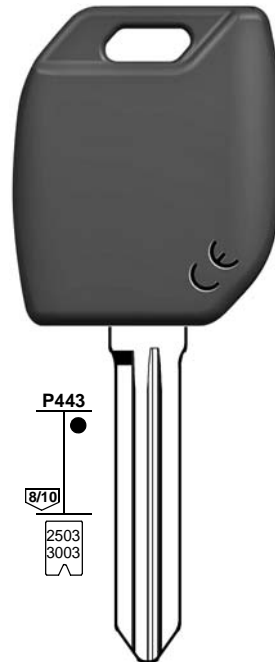
# KIA





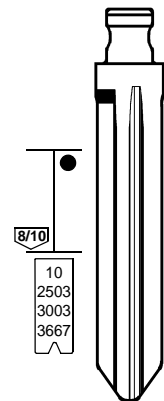
   
**HYN14RT14**  
M . . . . 1-2500  
T . . . . 1-2500  
WC . . . . 1001-3500





   
**HYN14RTE**  
M . . . . 1-2500  
T . . . . 1-2500  
WC . . . . 1001-3500



   
**HYN14RMH**  
M . . . . 1-2500  
T . . . . 1-2500  
WC . . . . 1001-3500



   
**HYN14RFH**  
M . . . . 1-2500  
T . . . . 1-2500  
WC . . . . 1001-3500

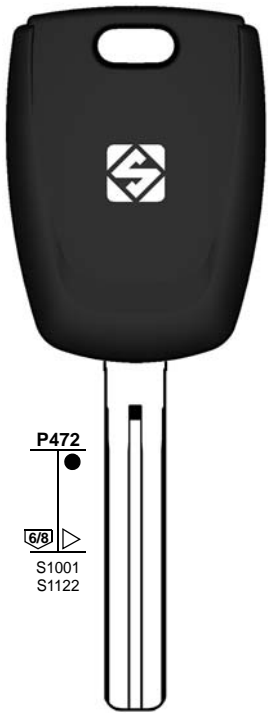
1	2	2a	3	3a	3b	e1+e2	6	42+71	72	43+44a	12	15	
						<b>GTI COMPATIBLE</b>	<b>IGNITION</b> 						
<b>CAR MAKE MODEL</b>	FROM	TO	SILCA REF.	SILCA REF.	SILCA REF.	COPY	GEN.	TRANSP. TYPE	FAST COPY PLUS RW4 PLUS FAST COPY/RW4	FAST COPY PLUS RW4 PLUS	FAST COPY RW4	STP	
			SILCA REF.	SILCA TE	SILCA FLIP								

For more info on the uses of car keys, refer to the Silca Electronic Keys Catalogue:

<b>KIA</b>													
JOICE	2000	2003	KIA3RT16					TEX / CR	60				
JOICE	2000	2003	KIA3RMH	KIA3RTE	KIA3RFH	Y	Y	TEX / CR	60	Y	P-BOX		
MAGENTIS	2001	2006	KIA3RT14					PH / CR2	46				
MAGENTIS	2001	2006	KIA3RMH	KIA3RTE	KIA3RFH	Y	Y	PH / CR2	46	Y	P-BOX		
MAGENTIS	2006	2008	HYN14RT14					PH / CR2	46				
MAGENTIS	2006	2008	HYN14RMH	HYN14RTE	HYN14RFH	Y	Y	PH / CR2	46	Y	P-BOX		
MAGENTIS	2009	2011						PH / CR2	46				

FOR:  
PER:

# KIA

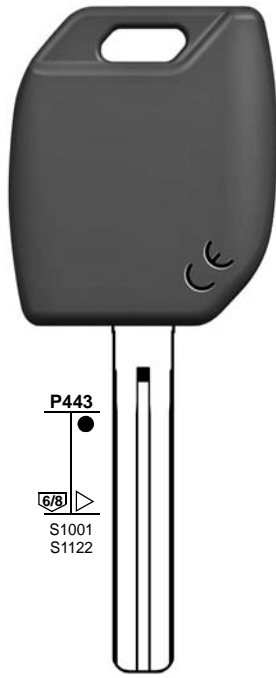


P472  
6/8  
S1001  
S1122



**TOY49TE**

K ..... 0001-2500  
P ..... 0001-2500

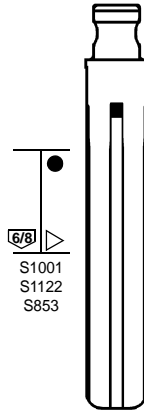


P443  
6/8  
S1001  
S1122



**TOY49MH**

K ..... 0001-2500  
P ..... 0001-2500

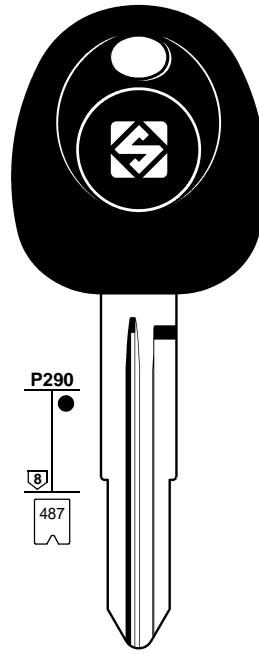


6/8  
S1001  
S1122  
S853



**TOY49FH**

K ..... 0001-2500  
P ..... 0001-2500  
L ..... 0001-1000

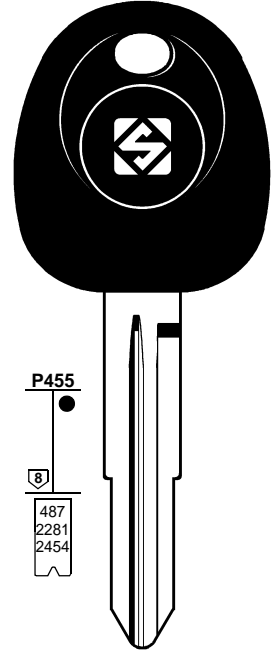


P290  
8  
487



**HYN6T14**

T ..... 1-1000



P455  
8  
487  
2281  
2454

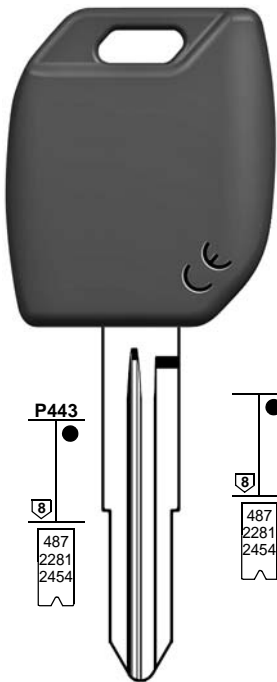


**HYN6TE**

A ..... 1-1000  
R ..... 1-1000  
T ..... 1-1000  
V ..... 1-1200

FOR:  
PER:

# KIA

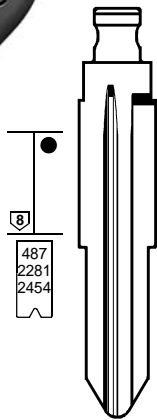


P443  
8  
487  
2281  
2454



**HYN6MH**

A ..... 1-1000  
R ..... 1-1000  
T ..... 1-1000  
V ..... 1-1200

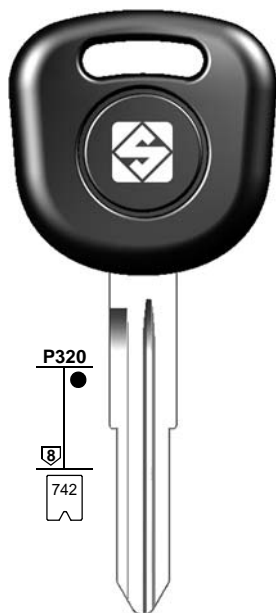


8  
487  
2281  
2454



**HYN6FH**

A ..... 1-1000  
R ..... 1-1000  
T ..... 1-1000  
V ..... 1-1200

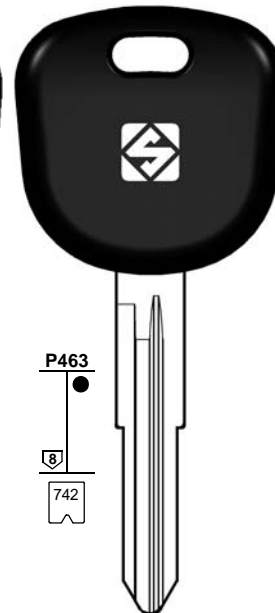


P320  
8  
742



**KIA3RT14**

Y ..... 2001-3000



P463  
8  
742



**KIA3RTE**

Y ..... 2001-3000

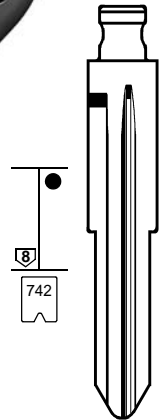


P443  
8  
742



**KIA3RMH**

Y ..... 2001-3000



8  
742



**KIA3RFH**

Y ..... 2001-3000



FOR:  
PER:

# KIA



P443

6/8

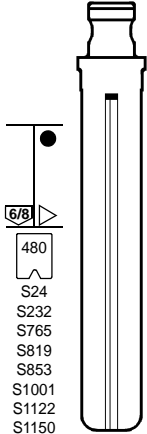
480

S24  
S232  
S765  
S819  
S853  
S1001  
S1122  
S1150  
S1356



**TOY40MH**

... 1-5000  
L ... 0001-1000  
G ... 0001-2500  
J ... 0001-2500  
K ... 0001-2500  
P ... 0001-2500  
... 30001-31200



6/8

480

S24  
S232  
S765  
S819  
S853  
S1001  
S1122  
S1150  
S1356



**TOY40FH**

... 1-5000  
L ... 0001-1000  
J ... 0001-2500



P472

6/8

S1001  
S1122



**TOY49TE**

K ... 0001-2500  
P ... 0001-2500



P443

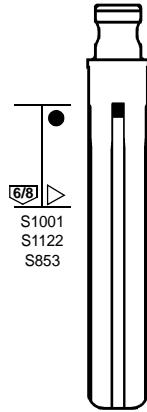
6/8

S1001  
S1122



**TOY49MH**

K ... 0001-2500  
P ... 0001-2500



6/8

S1001  
S1122  
S853



**TOY49FH**

FOR:  
PER:

# KIA



P320

8

742



**KIA3RT14**

Y ... 2001-3000



P463

8

742



**KIA3RTE**

Y ... 2001-3000



P443

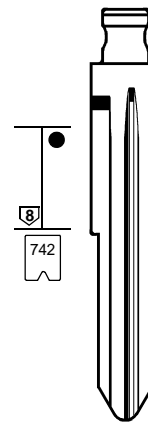
8

742



**KIA3RMH**

Y ... 2001-3000



8

742



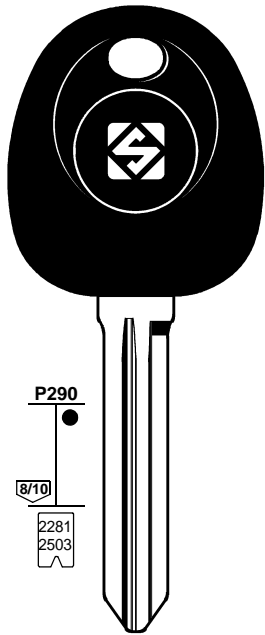
**KIA3RFH**

Y ... 2001-3000



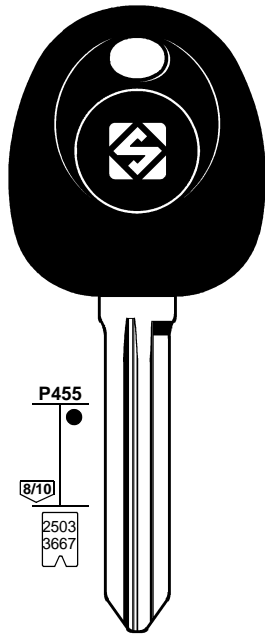
FOR:  
PER:

# KIA



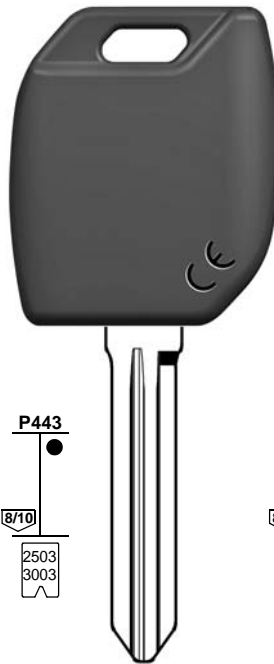
**HYN14T14**

H . . . . 0001-2500  
 M . . . . 0001-2500  
 P . . . . 0001-2500  
 T . . . . 0001-2500  
 V . . . . 1-2500



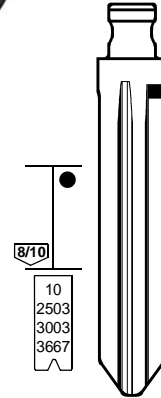
**HYN14TE**

H . . . . 0001-2500  
 M . . . . 0001-2500  
 P . . . . 0001-2500  
 T . . . . 0001-2500  
 V . . . . 1-2500



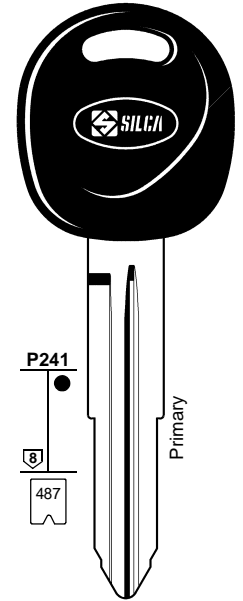
**HYN14MH**

H . . . . 0001-2500  
 M . . . . 0001-2500  
 P . . . . 0001-2500  
 T . . . . 0001-2500  
 V . . . . 0001-2500



**HYN14FH**

H . . . . 0001-2500  
 M . . . . 0001-2500  
 P . . . . 0001-2500  
 T . . . . 0001-2500  
 V . . . . 0001-2500

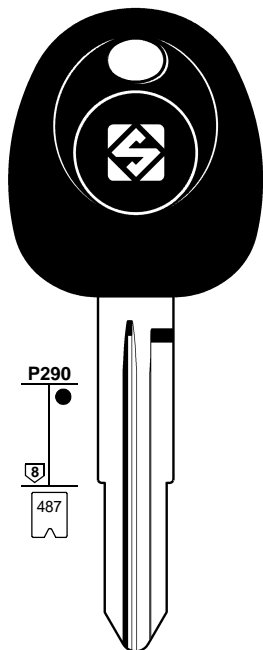


**HYN7RAP**

S . . . . 1-1000

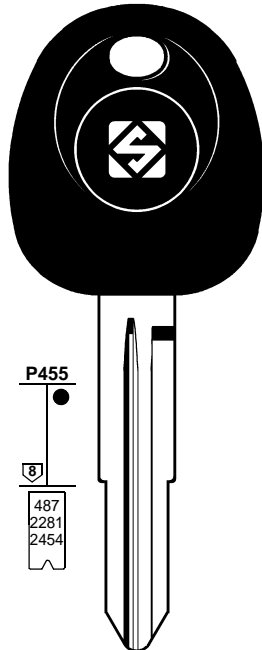
FOR:  
PER:

# KIA



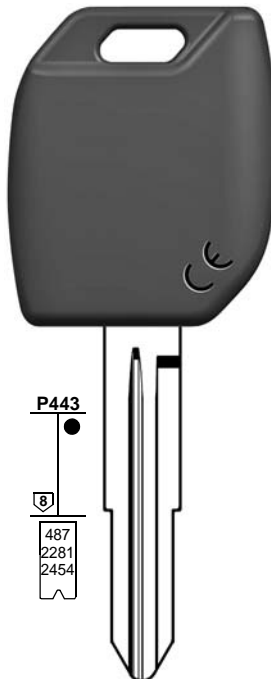
**HYN6T14**

T . . . . 1-1000



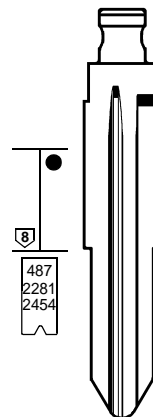
**HYN6TE**

A . . . . 1-1000  
 R . . . . 1-1000  
 T . . . . 1-1000  
 V . . . . 1-1200



**HYN6MH**

A . . . . 1-1000  
 R . . . . 1-1000  
 T . . . . 1-1000  
 V . . . . 1-1200



**HYN6FH**

A . . . . 1-1000  
 R . . . . 1-1000  
 T . . . . 1-1000  
 V . . . . 1-1200



**KIA7T14**

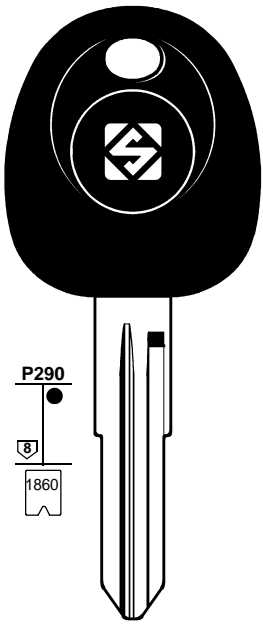
G . . . . 0001-2500  
 J . . . . 0001-2500  
 K . . . . 0001-2500  
 L . . . . 0001-1000  
 P . . . . 0001-2500





FOR:  
PER:

# KIA

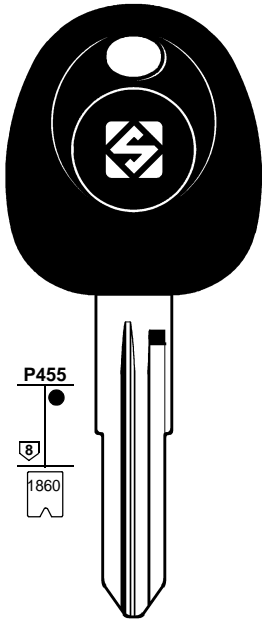


P290  
1860



**HYN15T14**

WA . . . . 1001-3040

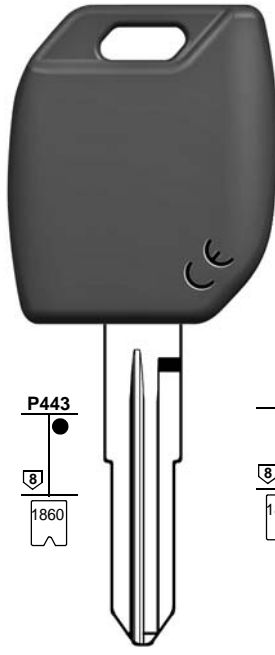


P455  
1860



**HYN15TE**

WA . . . . 1001-3040

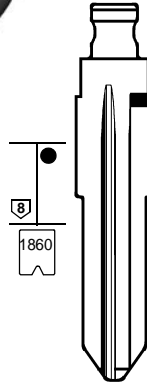


P443  
1860



**HYN15MH**

WA . . . . 1001-3040

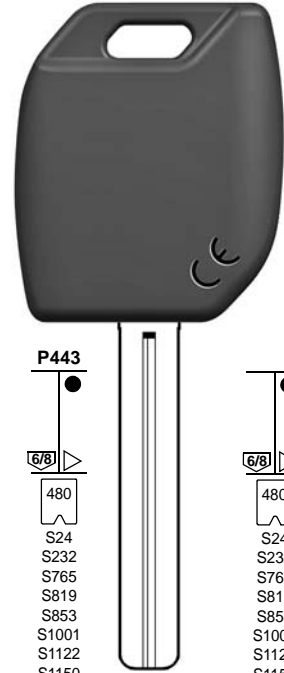


1860



**HYN15FH**

WA . . . . 1001-3040



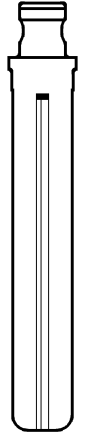
P443

480  
S24  
S232  
S765  
S819  
S853  
S1001  
S1122  
S1150  
S1356



**TOY40MH**

. . . . 1-5000  
L . . . . 0001-1000  
G . . . . 0001-2500  
J . . . . 0001-2500  
K . . . . 0001-2500  
P . . . . 0001-2500  
. . . . 30001-31200



480  
S24  
S232  
S765  
S819  
S853  
S1001  
S1122  
S1150  
S1356

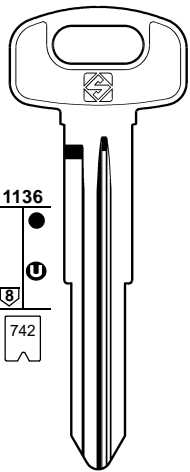


**TOY40FH**

. . . . 1-5000  
L . . . . 0001-1000  
J . . . . 0001-2500

FOR:  
PER:

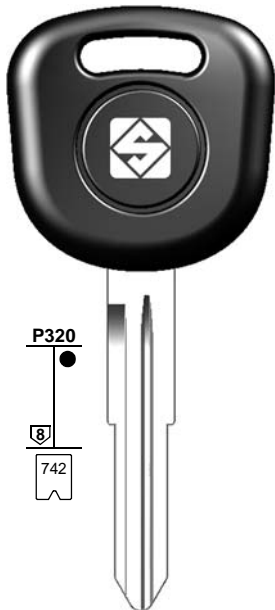
# KIA



1136  
742

**KIA3R**

Y . . . . 2001-3000

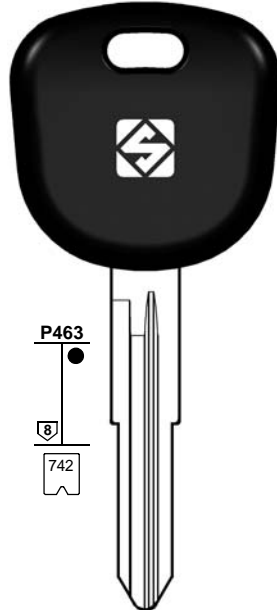


P320  
742



**KIA3RT16**

Y . . . . 2001-3000

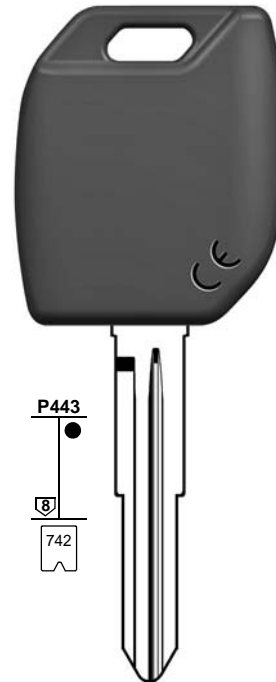


P463  
742



**KIA3RTE**

Y . . . . 2001-3000

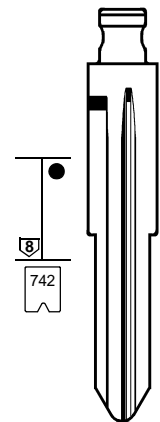


P443  
742



**KIA3RMH**

Y . . . . 2001-3000



742



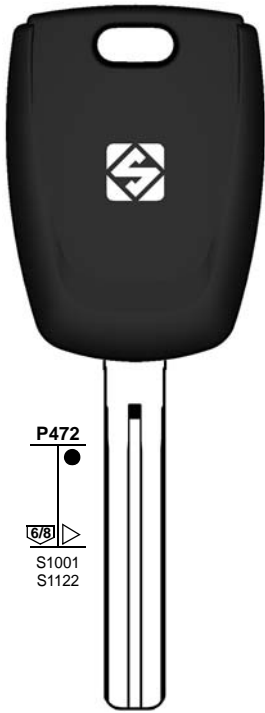
**KIA3RFH**

Y . . . . 2001-3000



FOR:  
PER:

# KIA

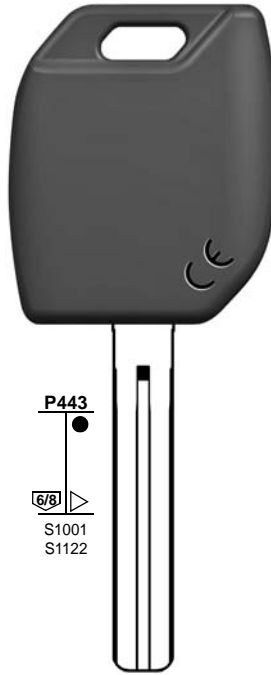


P472  
●  
6/8  
S1001  
S1122



**TOY49TE**

K . . . . 0001-2500  
P . . . . 0001-2500

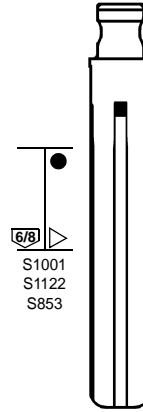


P443  
●  
6/8  
S1001  
S1122



**TOY49MH**

K . . . . 0001-2500  
P . . . . 0001-2500



P472  
●  
6/8  
S1001  
S1122  
S853

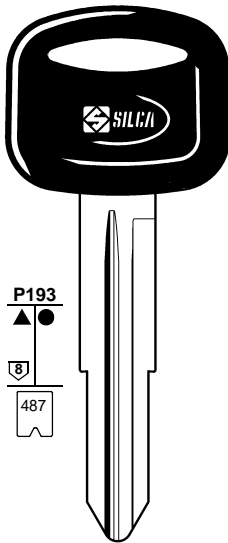


**TOY49FH**

K . . . . 0001-2500  
P . . . . 0001-2500  
L . . . . 0001-1000

FOR:  
PER:

# KIA

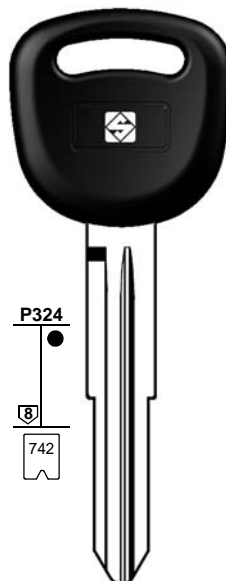


P193  
●  
8  
487



**HYN6P**

T . . . . 1-1000

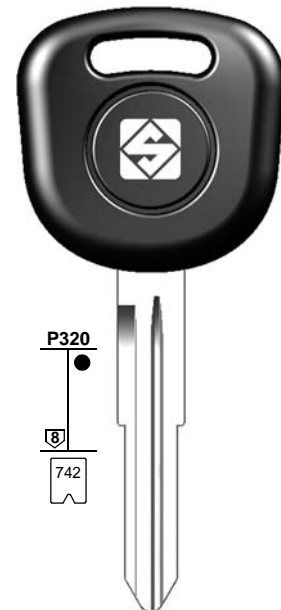


P324  
●  
8  
742



**KIA3RAP**

Y . . . . 2001-3000



P320  
●  
8  
742



**KIA3RT16**

Y . . . . 2001-3000



FOR:  
PER:

# KIA

**P443**  
6/8  
480  
S24  
S232  
S765  
S819  
S853  
S1001  
S1122  
S1150  
S1356

**P320**  
8  
742

**P463**  
8  
742

**P443**  
8  
742

**TOY40MH**  
MH KEY  
..... 1-5000  
L ..... 0001-1000  
G ..... 0001-2500  
J ..... 0001-2500  
K ..... 0001-2500  
P ..... 0001-2500  
..... 30001-31200

**TOY40FH**  
FH FLIP  
..... 1-5000  
L ..... 0001-1000  
J ..... 0001-2500

**KIA3RT14**  
Y ..... 2001-3000

**KIA3RTE**  
TE KEY  
Y ..... 2001-3000

**KIA3RMH**  
MH KEY  
Y ..... 2001-3000

**KIA3RFH**  
FH FLIP  
Y ..... 2001-3000

FOR:  
PER:

# KIA

**P290**  
8/10  
2281  
2503

**P455**  
8/10  
2503  
3667

**P443**  
8/10  
2503  
3003

**P322**  
6/8  
S819  
S853  
S1001  
S1122  
S1150

**HYN14RT14**  
MH KEY  
M ..... 1-2500  
T ..... 1-2500  
WC ..... 1001-3500

**HYN14RTE**  
TE KEY  
M ..... 1-2500  
T ..... 1-2500  
WC ..... 1001-3500

**HYN14RMH**  
MH KEY  
M ..... 1-2500  
T ..... 1-2500  
WC ..... 1001-3500

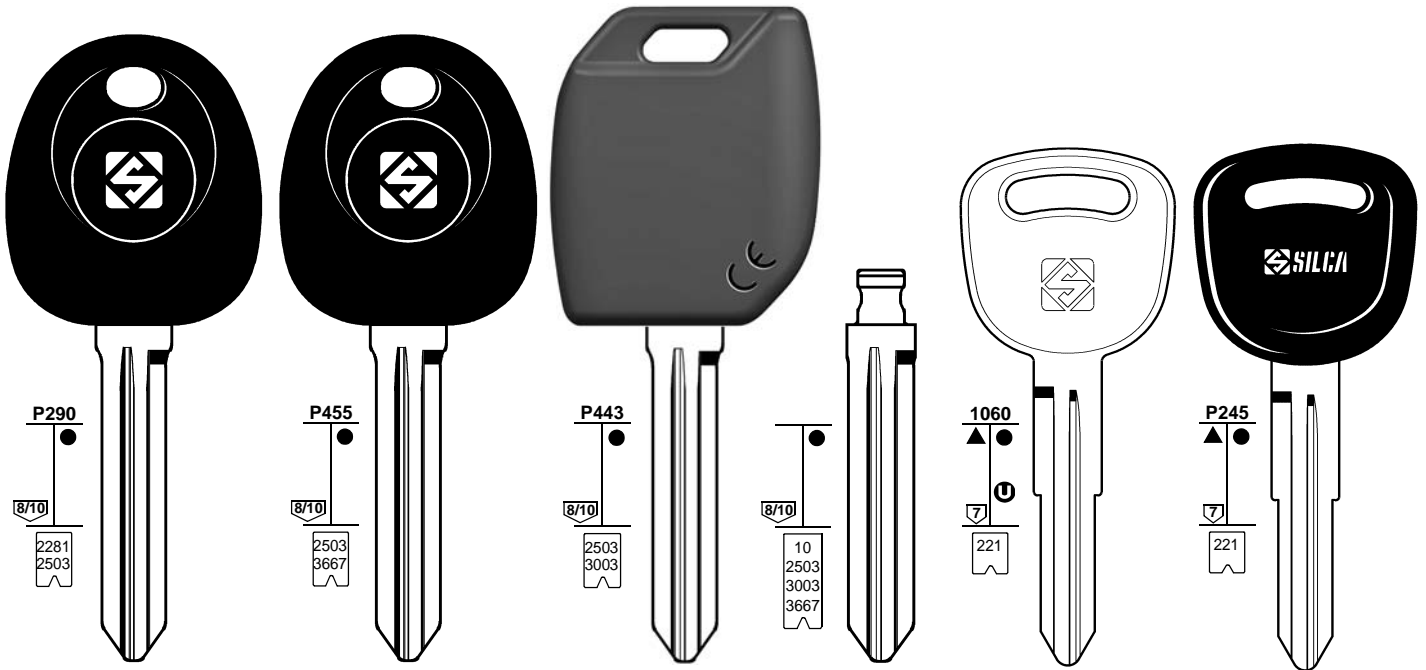
**HYN14RFH**  
FH FLIP  
M ..... 1-2500  
T ..... 1-2500  
WC ..... 1001-3500

**KIA7T14**  
MH KEY  
G ..... 0001-2500  
J ..... 0001-2500  
K ..... 0001-2500  
L ..... 0001-1000  
P ..... 0001-2500



FOR:  
PER:

# KIA



**HYN14T14**

H..... 0001-2500  
 M..... 0001-2500  
 P..... 0001-2500  
 T..... 0001-2500  
 V..... 1-2500



**HYN14TE**

H..... 0001-2500  
 M..... 0001-2500  
 P..... 0001-2500  
 T..... 0001-2500  
 V..... 1-2500



**HYN14MH**

H..... 0001-2500  
 M..... 0001-2500  
 P..... 0001-2500  
 T..... 0001-2500  
 V..... 0001-2500



**HYN14FH**

H..... 0001-2500  
 M..... 0001-2500  
 P..... 0001-2500  
 T..... 0001-2500  
 V..... 0001-2500



**KIA1R**

Y.....  
 7001-8200



**KIA1RAP**

Y.....  
 7001-8200

FOR:  
PER:

# KIA



**KIA3R**

Y..... 2001-3000



**KIA3RAP**

Y..... 2001-3000



**KIA3RT5**

Y..... 2001-3000



**KIA3RT16**

Y..... 2001-3000



**KIA3RTE**

Y..... 2001-3000



**KIA3RMH**

Y..... 2001-3000



**KIA3RFH**

Y..... 2001-3000



**KIA3RT14**

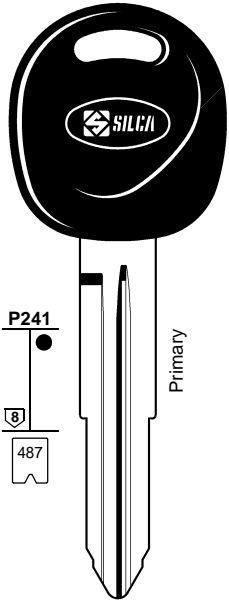
Y..... 2001-3000





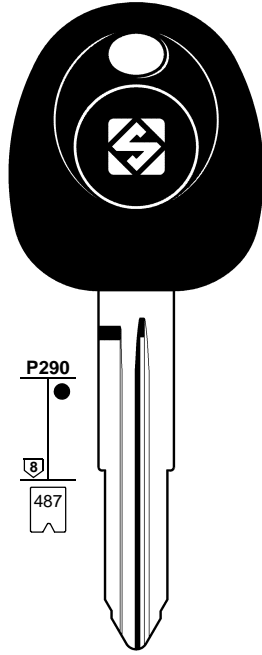
FOR:  
PER:

# KIA



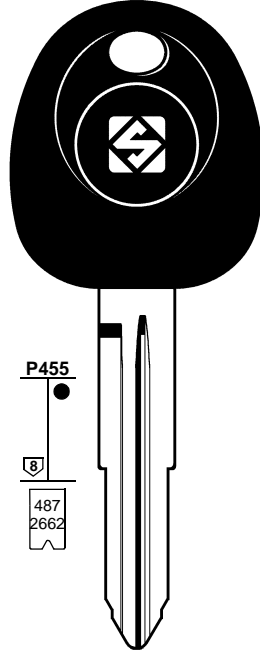
P241  
Primary  
8  
487

  
**HYN7RAP**  
S . . . . 1-1000



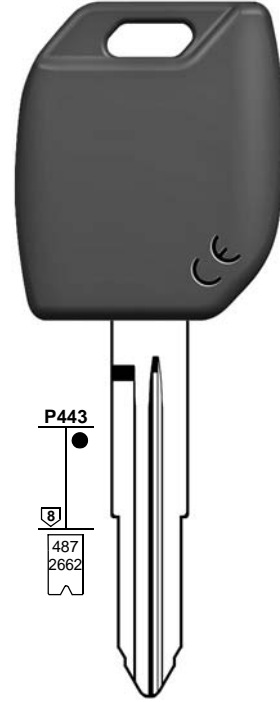
P290  
8  
487

   
**HYN7RT14**  
S . . . . 1-1000



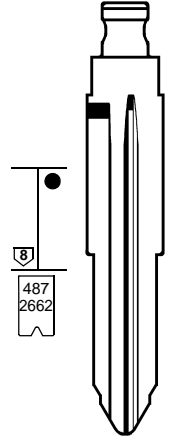
P455  
8  
487  
2662

   
**HYN7RTE**  
S . . . . 1-1000



P443  
8  
487  
2662

   
**HYN7RMH**  
S . . . . 1-1000

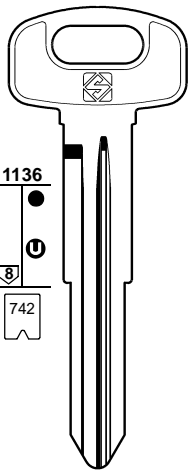


8  
487  
2662

   
**HYN7RFH**  
S . . . . 1-1000

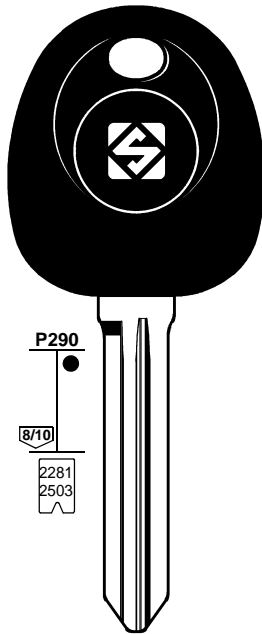
FOR:  
PER:

# KIA





1136  
8  
742

  
**KIA3R**  
Y . . . . 2001-3000



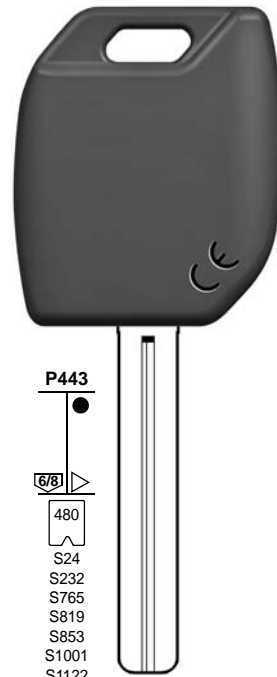
P290  
8/10  
2281  
2503

   
**HYN14RT14**  
M . . . . 1-2500  
T . . . . 1-2500  
WC . . . . 1001-3500





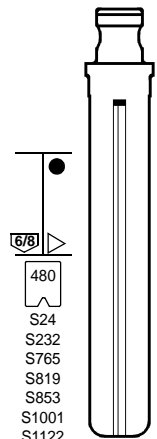
P322  
6/8  
S819  
S853  
S1001  
S1122  
S1150

   
**KIA7T14**  
G . . . . 0001-2500  
J . . . . 0001-2500  
K . . . . 0001-2500  
L . . . . 0001-1000  
P . . . . 0001-2500





P443  
6/8  
480  
S24  
S232  
S765  
S819  
S853  
S1001  
S1122  
S1150  
S1356

   
**TOY40MH**  
. . . . 1-5000  
L . . . . 0001-1000  
G . . . . 0001-2500  
J . . . . 0001-2500  
K . . . . 0001-2500  
P . . . . 0001-2500  
. . . . 30001-31200



6/8  
480  
S24  
S232  
S765  
S819  
S853  
S1001  
S1122  
S1150  
S1356

   
**TOY40FH**  
. . . . 1-5000  
L . . . . 0001-1000  
J . . . . 0001-2500



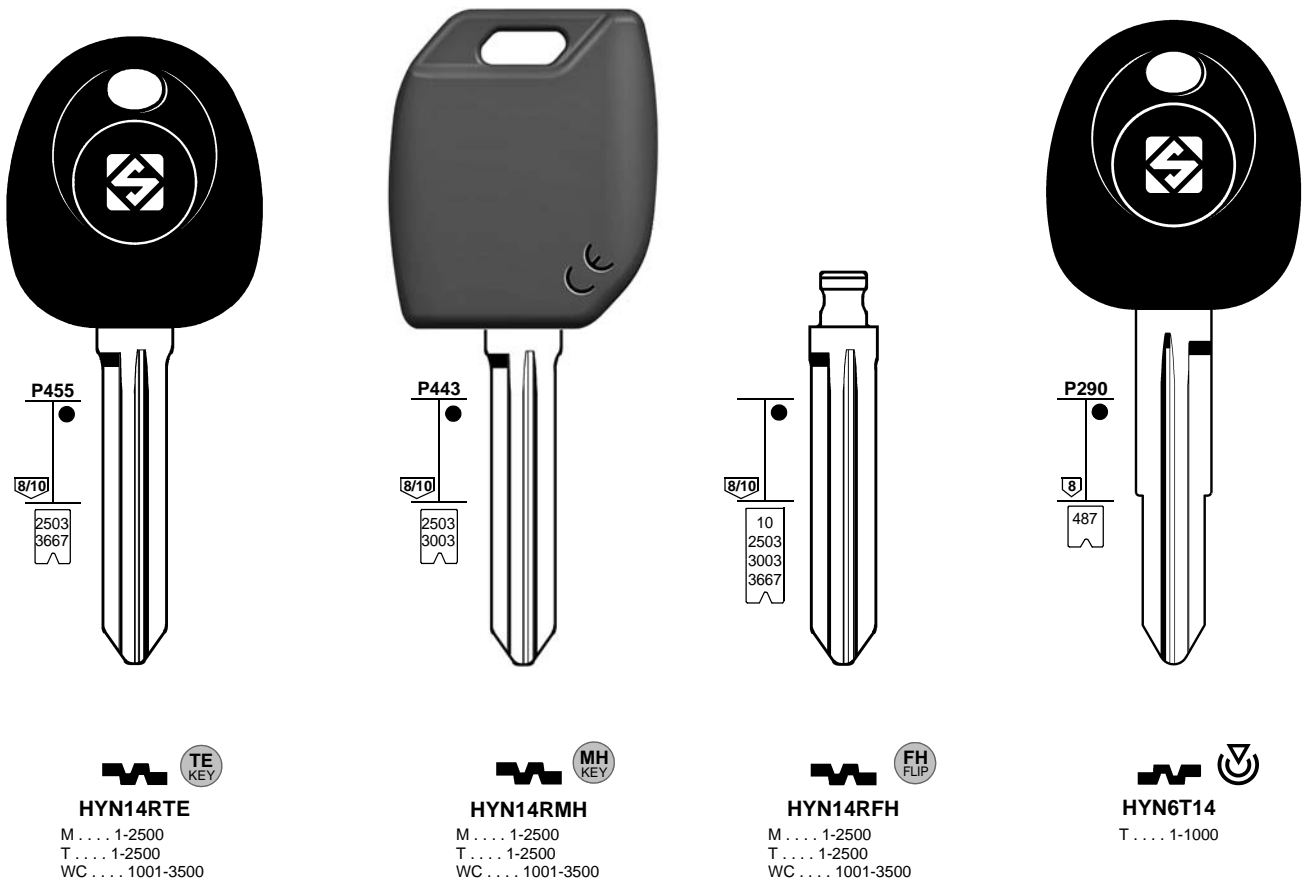
FOR:  
PER:

# KIA



FOR:  
PER:

# KIA





FOR:  
PER:

# KIA

**P455**  
487  
2281  
2454

**P443**  
487  
2281  
2454

**1136**  
221

**1060**  
1860

**P443**  
S1214

**P443**  
S1214

**TE KEY**  
**HYN6TE**  
A ..... 1-1000  
R ..... 1-1000  
T ..... 1-1000  
V ..... 1-1200

**MH KEY**  
**HYN6MH**  
A ..... 1-1000  
R ..... 1-1000  
T ..... 1-1000  
V ..... 1-1200

**FH FLIP**  
**HYN6FH**  
A ..... 1-1000  
R ..... 1-1000  
T ..... 1-1000  
V ..... 1-1200

**KIA2R**  
Y .....  
7001-8200

**KIA5**  
WA .....  
1001-3040

**MH KEY**  
**HUI34MH**  
..... 00001-02300

**FH FLIP**  
**HUI34FH**  
..... 00001-02300


FOR: PER:	KUBOTA	LADA	LANCIA
--------------	--------	------	--------

**P472**  
S1214

**TE KEY**  
**HU134TE**  
..... 00001-02300

**1623**  
3271

**KUB1R**  
..... 1234



**1499**  
23  
26

**P112**  
203

**NE20NP**  
..... A/Z  
A/Z ..... A/Z  
1-2-3-5-7  
..... A/Z  
0-4-6-8-9

**LD6RP**  
LU .....  
1-1280

**P259**  
258

**GT18RT5**  
W .....  
0001-9640

**GIOBERT - TRW SIPEA**



FOR:  
PER:

# LANCIA



**SIP16T2**  
.....  
(LA.....)  
1-17735

**SIP16FH**  
..... 1-17735  
LA..... 1-17735

**GT18RT5**  
W.....  
0001-9640

**HU83TE**  
..... 1-2000

**HU83T14**  
..... 1-2000

**HU83MH**  
..... 1-2000

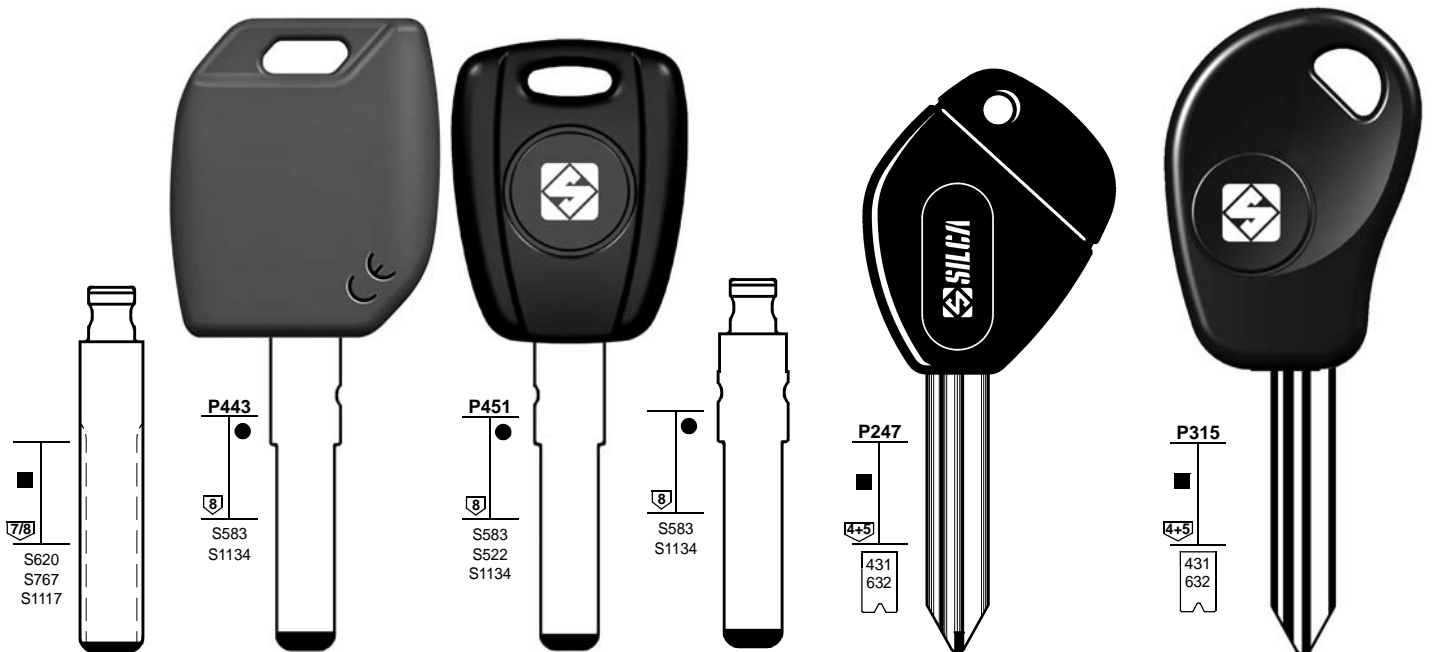
GIOBERT - TRW SIPEA

VALEO

VALEO

FOR:  
PER:

# LANCIA



**HU83FH**  
..... 1-2000

**SIP22MH**  
DE..... 1-11210

**SIP22TE**  
DE..... 1-11210

**SIP22FH**  
DE..... 1-11210

**SX9CP**  
.....  
0111111-628888  
..... H  
0111111-628888  
63/99..... 1-2-4-6-8  
63/99..... H 1-2-4-6-8

**SX9T5**  
.....  
0111111-628888  
..... H  
0111111-628888  
63/99..... 1-2-4-6-8  
63/99..... H 1-2-4-6-8

VALEO

GIOBERT - TRW SIPEA

GIOBERT - TRW SIPEA

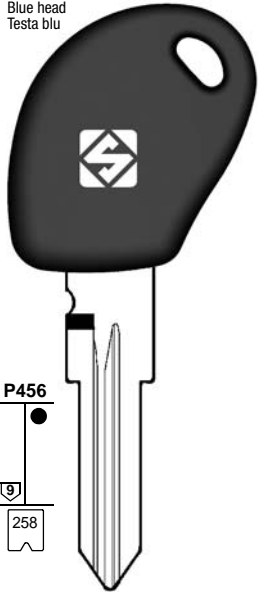




FOR:  
PER:

# LANCIA

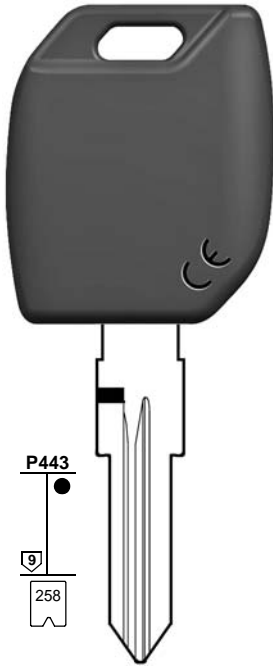
Blue head  
Testa blu



P456  
258

**TE**  
KEY  
**GT15RBTE**  
W . . . .  
0001-9640

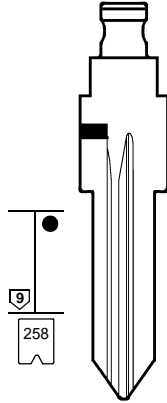
GIOBERT - TRW SIPEA



P443  
258

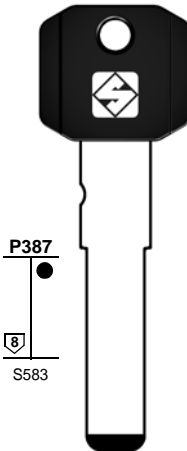
**MH**  
KEY  
**GT15RMH**  
W . . . .  
0001-9640

GIOBERT - TRW SIPEA



258

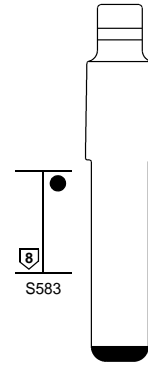
**FH**  
FLIP  
**GT15RFH**  
W . . . .  
0001-9640



P387  
S583

**SIP22KP**  
DE . . . .  
1-11210

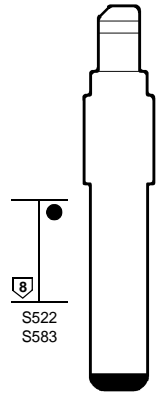
GIOBERT - TRW SIPEA



S583

**SIP18T**  
DE . . . .  
1-11210

GIOBERT - TRW SIPEA

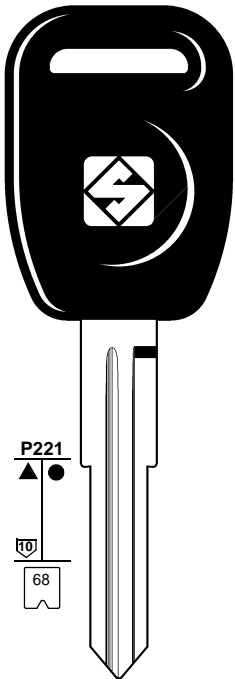


S522  
S583

**SIP29T**  
DE . . . .  
1-11210

FOR:  
PER:

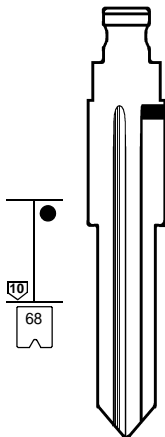
# LAND ROVER



P221  
68

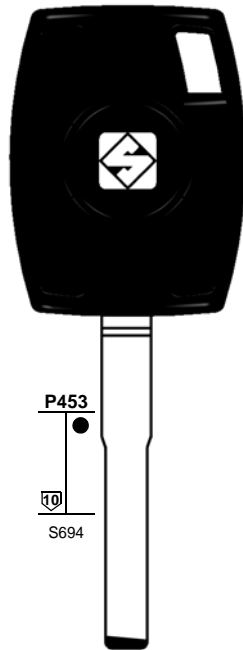
**NE75EP**  
L . . . . 8001-10000

NEIMAN



68

**FH**  
FLIP  
**NE75FH**  
L . . . . 8001-10000



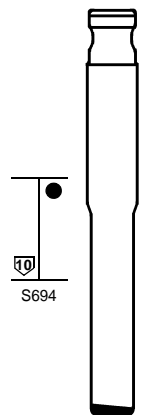
P453  
S694

**TE**  
KEY  
**HU101TE**  
. . . . 1-4000


















P443  
S694

**MH**  
KEY  
**HU101MH**  
. . . . 1-4000



S694

**FH**  
FLIP  
**HU101FH**  
. . . . 1-4000

1	2	2a	3	3a	3b	e1+e2	6	42+71	72	43+44a	12	15	
						GTI COMPATIBLE		IGNITION					
													
CAR MAKE MODEL	FROM	TO	SILCA REF.	SILCA REF.	SILCA REF.	COPY	GEN.	TRANSP. TYPE	FAST COPY PLUS RW4 PLUS FAST COPY/RW4	FAST COPY PLUS RW4 PLUS	FAST COPY RW4	STP	
													

For more info on the uses of car keys, refer to the Silca Electronic Keys Catalogue:



**LANCIA**

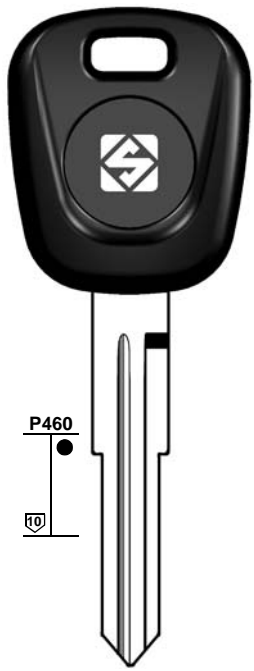
SOME MODELS	1995		GT15RMH	GT15RBTE	GT15RFH										
SOME MODELS	2000		SIP22KP												
SOME MODELS	2000		SIP18T												
SOME MODELS	2005		SIP29T												

**LAND ROVER**

DEFENDER	1995	2003	NE75EP		NE75FH										
DISCOVERY	1995	2004	NE75EP		NE75FH										
DISCOVERY 3	2006	2009						PH / CR2	46						
DISCOVERY 3	2006	2009	HU101MH	HU101TE	HU101FH	Y		PH / CR2	46	Y	P-BOX				
FREELANDER	1998	2003													
FREELANDER	2003	2006						PH / CR2	46						


FOR:  
PER:

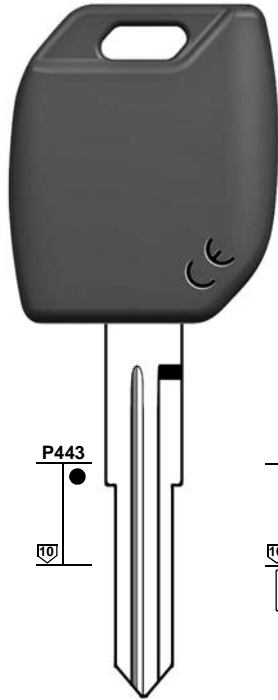
# LAND ROVER



P460  
10

**NE75TE**  
TE KEY

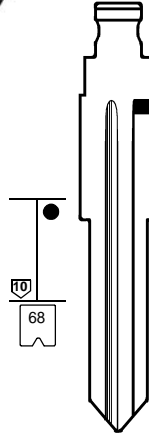
NEIMAN



P443  
10

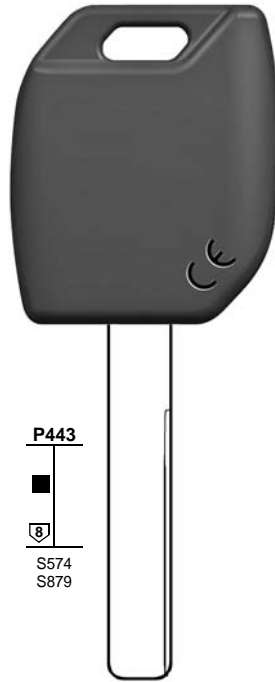
**NE75MH**  
MH KEY

NEIMAN



68  
10

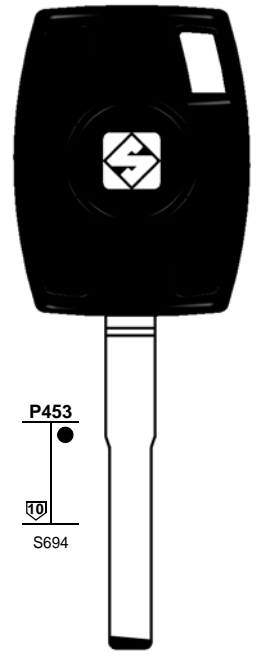
**NE75FH**  
FH FLIP  
L . . . . . 8001-10000



P443  
8  
S574  
S879

**HU92RMH**  
MH KEY  
. . . . . 1-8100

HUF - WITTE



P453  
10  
S694

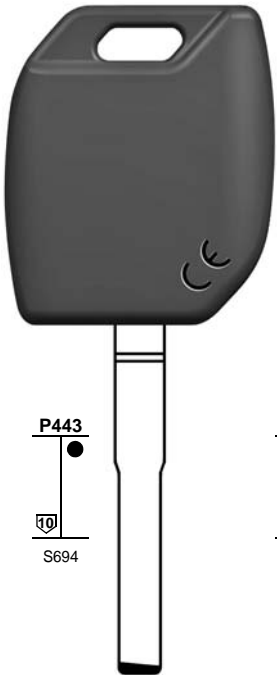
**HU101TE**  
TE KEY  
. . . . . 1-4000

HUF

FOR:  
PER:

# LAND ROVER

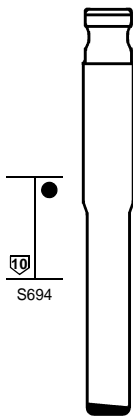
# LDV



P443  
10  
S694

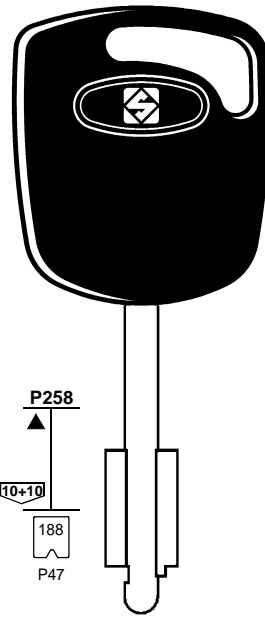
**HU101MH**  
MH KEY  
. . . . . 1-4000

HUF



10  
S694

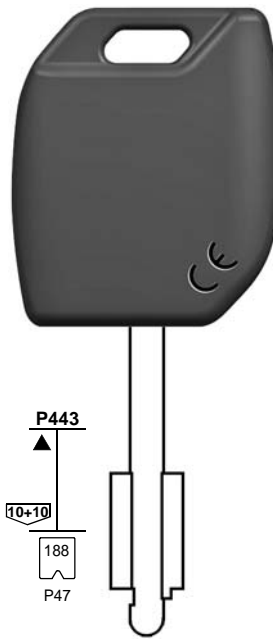
**HU101FH**  
FH FLIP  
. . . . . 1-4000



P258  
10+10  
188  
P47

**FO19TE**  
TE KEY  
C . . . . . 1-2-3-4-5

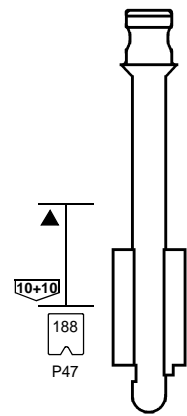
CHUBB



P443  
10+10  
188  
P47


















**FO19MH**  
MH KEY  
C . . . . . 1-2-3-4-5

CHUBB



10+10  
188  
P47

**FO19FH**  
FH FLIP  
C . . . . . 12345

1	2	2a	3	3a	3b	e1+e2		6	42+71	72	43+44a	12	15
						GTI COMPATIBLE		IGNITION   					
CAR MAKE MODEL	FROM	TO	SILCA REF.	SILCA REF.	SILCA REF.	COPY	GEN.	TRANSP. TYPE	FAST COPY PLUS RW4 PLUS FAST COPY/RW4	FAST COPY PLUS RW4 PLUS	FAST COPY RW4	STP	
													

For more info on the uses of car keys, refer to the Silca Electronic Keys Catalogue:



LAND ROVER

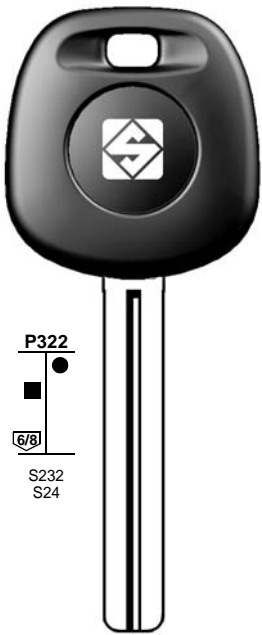
FREELANDER	2003	2006	NE75MH	NE75TE	NE75FH	Y		PH / CR2	46	Y	P-BOX		
RANGE ROVER	1995												
RANGE ROVER	2003	2005						PH / CR2	46				
RANGE ROVER	2003	2005	HU92RMH			Y		PH / CR2	46	Y	P-BOX		
RANGE ROVER SPORT	2006	2009						PH / CR2	46				
RANGE ROVER SPORT	2006	2009	HU101MH	HU101TE	HU101FH	Y		PH / CR2	46	Y	P-BOX		
4.0 / 4.6 SE	1995												

LDV

CONVOY	1998	2000	FO19MH	FO19TE	FO19FH	Y	Y	TEXAS	4C	Y	P-BOX		
CUB	1998	2000	FO19MH	FO19TE	FO19FH	Y	Y	TEXAS	4C	Y	P-BOX		

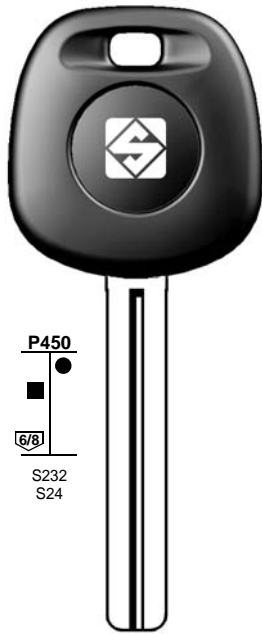
FOR:  
PER:

# LEXUS



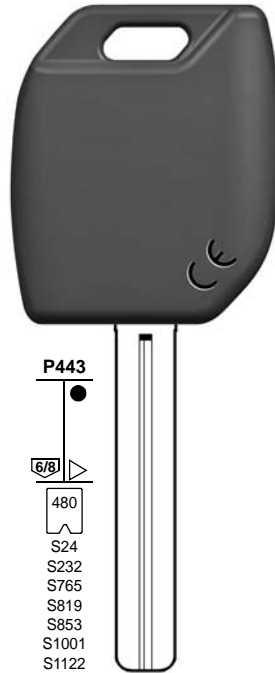
P322  
S232  
S24

   
**TOY40BT4**  
..... 1-5000





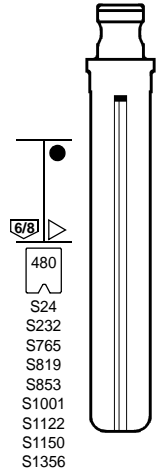
P450  
S232  
S24

   
**TOY40BTE**  
..... 1-5000





P443  
480  
S24  
S232  
S765  
S819  
S853  
S1001  
S1122  
S1150  
S1356

   
**TOY40MH**  
..... 1-5000  
L ..... 0001-1000  
G ..... 0001-2500  
J ..... 0001-2500  
K ..... 0001-2500  
P ..... 0001-2500  
..... 30001-31200



6/8  
480  
S24  
S232  
S765  
S819  
S853  
S1001  
S1122  
S1150  
S1356

   
**TOY40FH**  
..... 1-5000  
L ..... 0001-1000  
J ..... 0001-2500

FOR:  
PER:

# LEXUS



P322  
S397  
S855

   
**TOY48BT4**  
..... 40000-49999




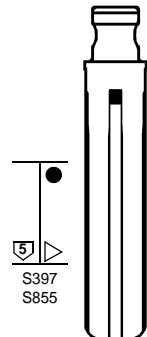
P322  
S397  
S855

   
**TOY48BTE**  
..... 40000-49999



P443  
S397  
S855

   
**TOY48MH**  
..... 40000-49999



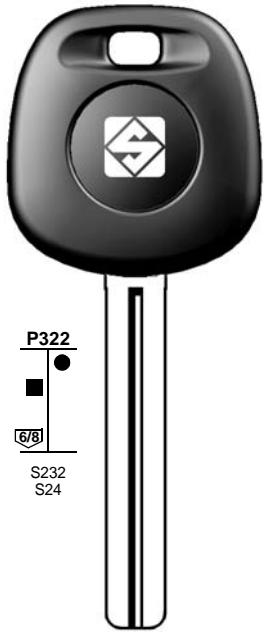
5  
6/8  
S397  
S855

   
**TOY48FH**  
..... 40000-49999

1	2	2a	3	3a	3b	e1+e2		6	42+71	72	43+44a	12	15
						GTI COMPATIBLE		IGNITION					
CAR MAKE MODEL	FROM	TO	SILCA REF.	SILCA REF.	SILCA REF.	COPY	GEN.	TRANSP. TYPE	FAST COPY PLUS RW4 PLUS FAST COPY/RW4	FAST COPY PLUS RW4 PLUS	FAST COPY RW4	STP	
For more info on the uses of car keys, refer to the Silca Electronic Keys Catalogue:													
<b>LEXUS</b>													
ALTEZZA [J]	1999		TOY48BT4					TEXAS	4C				E
ALTEZZA [J]	1999		TOY48MH	TOY48BTE	TOY48FH	Y	Y	TEXAS	4C	Y	P-BOX		
CELSIOR [J]	1997		TOY40BT4					TEXAS	4C				E
CELSIOR [J]	1997		TOY40MH	TOY40BTE	TOY40FH	Y	Y	TEXAS	4C	Y	P-BOX		
CT200H	2011		SMARTKEY					TEX / CR	XX				
ES300	1998	2001	TOY40BT4					TEXAS	4C				E
ES300	1998	2001	TOY40MH	TOY40BTE	TOY40FH	Y	Y	TEXAS	4C	Y	P-BOX		
ES300	2002	2003	TOY48BT4					TEXAS	4C				I
ES300	2002	2003	TOY48MH	TOY48BTE	TOY48FH	Y	Y	TEXAS	4C	Y	P-BOX		
ES330	2004	2007						TEX / CR	68				
ES330	2004	2007	TOY48MH	TOY48BTE	TOY48FH	Y		TEX / CR	68	Y	P-BOX		
ES350	2007							TEX / CR	68				
GS/LS/LX	1998		TOY48BT4					TEXAS	4C				E
GS/LS/LX	1998		TOY48MH	TOY48BTE	TOY48FH	Y	Y	TEXAS	4C	Y	P-BOX		
GS300	1998	2001	TOY48BT4					TEXAS	4C				E
GS300	1998	2005	TOY48MH	TOY48BTE	TOY48FH	Y	Y	TEXAS	4C	Y	P-BOX		
GS300	2002	2005	TOY48BT4					TEXAS	4C				I
GS300	2005	2007						TEX / CR	68				I
GS300	2005	2007	TOY48MH	TOY48BTE	TOY48FH	Y		TEX / CR	68	Y	P-BOX		
GS300/400 [J]	1998		TOY48BT4					TEXAS	4C				E
GS300/400 [J]	1998		TOY48MH	TOY48BTE	TOY48FH	Y	Y	TEXAS	4C	Y	P-BOX		
GS350	2007							TEX / CR	68				
GS400	1998	2001	TOY48BT4					TEXAS	4C				E
GS400	1998	2001	TOY48MH	TOY48BTE	TOY48FH	Y	Y	TEXAS	4C	Y	P-BOX		
GS430	2001	2005	TOY48BT4					TEXAS	4C				I
GS430	2001	2005	TOY48MH	TOY48BTE	TOY48FH	Y	Y	TEXAS	4C	Y	P-BOX		
GS430	2005	2007						TEX / CR	68				
GS430	2005	2007	TOY48MH	TOY48BTE	TOY48FH	Y		TEX / CR	68	Y	P-BOX		
GS450h	2007							TEX / CR	68				
GS460	2007							TEX / CR	68				
GX470	2003	2007						TEX / CR	68				
GX470	2003	2007	TOY48MH	TOY48BTE	TOY48FH	Y		TEX / CR	68	Y	P-BOX		
HS250H	2010		SMARTKEY					TEX / CR	XX				
IS200	1999	2005	TOY48BT4					TEXAS	4C				E
IS200	1999	2005	TOY48MH	TOY48BTE	TOY48FH	Y	Y	TEXAS	4C	Y	P-BOX		
IS220d	2005		SMARTKEY					TEX / CR	68				
IS250	2005		SMARTKEY					TEX / CR	68				
IS300	2001	2005	TOY48BT4					TEXAS	4C				E
IS300	2001	2005	TOY48MH	TOY48BTE	TOY48FH	Y	Y	TEXAS	4C	Y	P-BOX		
IS300	2002	2003	TOY48BT4					TEXAS	4C				I
IS300	2005		SMARTKEY					TEX / CR	68				
IS350	2005		SMARTKEY					TEX / CR	68				
LAND CRUISER [J]	1999		TOY40BT4					TEXAS	4C				E
LAND CRUISER [J]	1999		TOY40MH	TOY40BTE	TOY40FH	Y	Y	TEXAS	4C	Y	P-BOX		
LS200	1999		TOY48BT4					TEXAS	4C				E
LS200	1999		TOY48MH	TOY48BTE	TOY48FH	Y	Y	TEXAS	4C	Y	P-BOX		

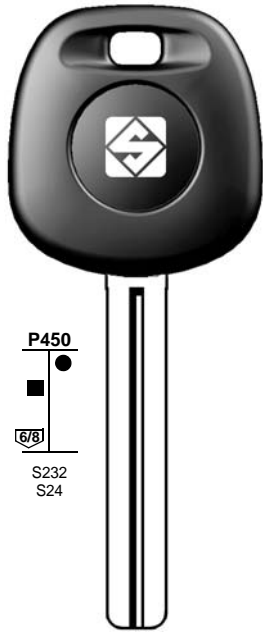
FOR:  
PER:

# LEXUS



P322  
■ ●  
6/8  
S232  
S24

   
**TOY40BT4**  
..... 1-5000



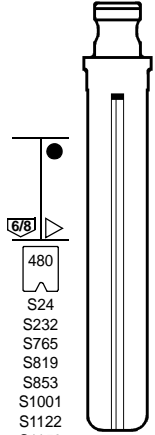
P450  
■ ●  
6/8  
S232  
S24

   
**TOY40BTE**  
..... 1-5000





P443  
●  
6/8  
480  
S24  
S232  
S765  
S819  
S853  
S1001  
S1122  
S1150  
S1356

   
**TOY40MH**  
..... 1-5000  
L ..... 0001-1000  
G ..... 0001-2500  
J ..... 0001-2500  
K ..... 0001-2500  
P ..... 0001-2500  
..... 30001-31200



●  
6/8  
480  
S24  
S232  
S765  
S819  
S853  
S1001  
S1122  
S1150  
S1356

   
**TOY40FH**  
..... 1-5000  
L ..... 0001-1000  
J ..... 0001-2500

FOR:  
PER:

# LEXUS

# LIGIER (MICROCARS)




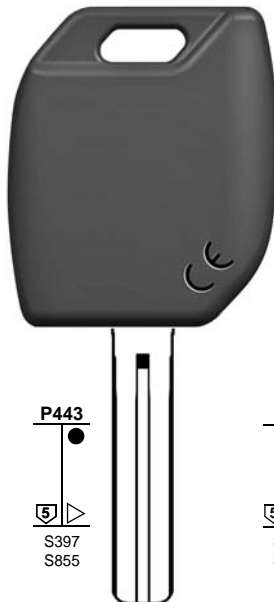
P322  
■  
5  
S397  
S855

   
**TOY48BT4**  
..... 40000-49999





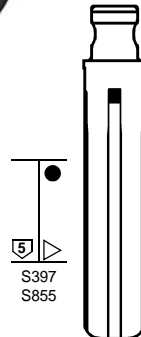
P450  
■  
5  
S397  
S855

   
**TOY48BTE**  
..... 40000-49999





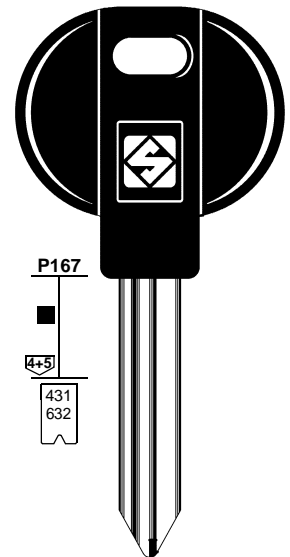
P443  
●  
5  
S397  
S855

   
**TOY48MH**  
..... 40000-49999




●  
5  
S397  
S855

   
**TOY48FH**  
..... 40000-49999



P167  
■  
4+5  
431  
632

  
**SX9AP**  
63/99 ..... H 12468  
63/99 ..... 12468  
..... H 0111111-6288888  
..... 0111111-6288888



1	2	2a	3	3a	3b	e1+e2		6	42+71	72	43+44a	12	15
						<b>GTI COMPATIBLE</b>		<b>IGNITION</b> 					
<b>CAR MAKE MODEL</b>	FROM	TO	SILCA REF.	SILCA REF.	SILCA REF.	COPY	GEN.	TRANSP. TYPE	FAST COPY PLUS RW4 PLUS FAST COPY/RW4	FAST COPY PLUS RW4 PLUS	FAST COPY RW4	STP	
For more info on the uses of car keys, refer to the Silca Electronic Keys Catalogue:													
<b>LEXUS</b>													
LS400	1997	2000	TOY40BT4					TEXAS	4C				E
LS400	1997	2000	TOY40MH	TOY40BTE	TOY40FH	Y	Y	TEXAS	4C	Y	P-BOX		
LS400	1999	2001	TOY48BT4					TEXAS	4C				E
LS400	1999	2003	TOY48MH	TOY48BTE	TOY48FH	Y	Y	TEXAS	4C	Y	P-BOX		
LS400	2002	2003	TOY48BT4					TEXAS	4C				I
LS430	2001	2006						TEX / CR	68				
LS430	2001	2006	TOY48MH	TOY48BTE	TOY48FH	Y		TEX / CR	68	Y	P-BOX		
LS430	2004	2006	SMARTKEY					TEX / CR	68				
LS460	2007		SMARTKEY					TEX / CR	68				
LS600	2010		SMARTKEY					TEX / CR	XX				
LX450	1998		TOY40BT4					TEXAS	4C				E
LX450	1998		TOY40MH	TOY40BTE	TOY40FH	Y	Y	TEXAS	4C	Y	P-BOX		
LX470	1999	2000	TOY40BT4					TEXAS	4C				E
LX470	1999	2000	TOY40MH	TOY40BTE	TOY40FH	Y	Y	TEXAS	4C	Y	P-BOX		
LX470	2001	2002	TOY48BT4					TEXAS	4C				
LX470	2001	2002	TOY48MH	TOY48BTE	TOY48FH	Y	Y	TEXAS	4C	Y	P-BOX		
LX470	2003	2008						TEX / CR	68				
LX470	2003	2008	TOY48MH	TOY48BTE	TOY48FH	Y		TEX / CR	68	Y	P-BOX		
LX570	2008		SMARTKEY					TEX / CR	68				
RX300	1999	2001	TOY48BT4					TEXAS	4C				E
RX300	1999	2003	TOY48MH	TOY48BTE	TOY48FH	Y	Y	TEXAS	4C	Y	P-BOX		
RX300	2002	2003	TOY48BT4					TEXAS	4C				I
RX330	2004	2009						TEX / CR	68				E
RX330	2004	2009	TOY48MH	TOY48BTE	TOY48FH	Y		TEX / CR	68	Y	P-BOX		
RX350	2004	2011						TEX / CR	68				
RX350	2004	2011	TOY48MH	TOY48BTE	TOY48FH	Y		TEX / CR	68	Y	P-BOX		
RX350	2010		SMARTKEY					TEX / CR	XX				
RX400h	2005	2009						TEX / CR	68				
RX400h	2005	2009	TOY48MH	TOY48BTE	TOY48FH	Y		TEX / CR	68	Y	P-BOX		
RX400h	2010		SMARTKEY					TEX / CR	XX				
RX450h	2010							TEX / CR	68				
RX450h	2010		TOY48MH	TOY48BTE	TOY48FH	Y		TEX / CR	68	Y	P-BOX		
RX450h	2011		SMARTKEY					TEX / CR	XX				
SC300/400	1998	2001	TOY40BT4					TEXAS	4C				E
SC300/400	1998	2003	TOY40MH	TOY40BTE	TOY40FH	Y	Y	TEXAS	4C	Y	P-BOX		
SC300/400	2002	2003	TOY40BT4					TEXAS	4C				I
SC430	2002	2010						TEX / CR	68				
SC430	2002	2010	TOY48MH	TOY48BTE	TOY48FH	Y		TEX / CR	68	Y	P-BOX		
<b>LIGIER (MICROCARS)</b>													
IXO	2010		SX9AP										
JS			SX9AP										
NOVA	1999	2004	SX9AP										
OPTIMAX	2010		SX9AP										
X-T00	2006	2012	SX9AP										

FOR:  
PER:

# LINCOLN



P273



.... X  
0001-1706



FO38RTE



FO38RT3



FO38RT17

STRATTEC



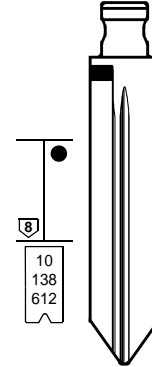
P443



FO38RMH

.... X  
0001-1706

STRATTEC



FO38RFH

... A ... 101-381.501-579  
... B ... 101-410.501-602  
... C ... 101-404.501-624  
... D ... 101-340.501-602  
... E ... 101-304.501-579  
... X 1-1706

FOR:  
PER:

# LINCOLN



P442



H72-EK3  
.... X  
1-1706

STRATTEC



P336



Vallet  
for FO38RT3



H82-PT  
.... X  
0001-1706

STRATTEC



P336



Master

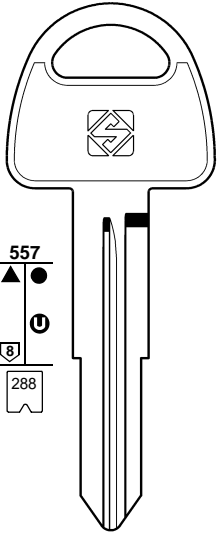


H74-PT  
.... X  
0001-1706

1	2	2a	3	3a	3b	e1+e2		6	42+71	72	43+44a	12	15
						<b>GTI COMPATIBLE</b>		<b>IGNITION</b> 					
<b>CAR MAKE MODEL</b>	<b>FROM</b>	<b>TO</b>	<b>SILCA REF.</b>	<b>SILCA REF.</b>	<b>SILCA REF.</b>	<b>COPY</b>	<b>GEN.</b>	<b>TRANSP. TYPE</b>	<b>FAST COPY PLUS RW4 PLUS FAST COPY/RW4</b>	<b>FAST COPY PLUS RW4 PLUS</b>	<b>FAST COPY RW4</b>	<b>STP</b>	
For more info on the uses of car keys, refer to the Silca Electronic Keys Catalogue:													
<b>LINCOLN</b>													
AVIATOR	2003	2007	FO38RT17					TEX / CR	63				C
AVIATOR	2003	2007	FO38RMH	FO38RTE	FO38RFH	Y	Y	TEX / CR	63	Y	P-BOX		
BLACKWOOD	2002	2003	FO38RT3					TEXAS	4C				C
BLACKWOOD	2002	2003	H82-PT					TEXAS	4C				C
BLACKWOOD	2002	2003	H72-EK3					TEXAS	4C	Y	Y		
BLACKWOOD	2002	2003	FO38RMH	FO38RTE	FO38RFH	Y	Y	TEXAS	4C	Y	P-BOX		
CLS	2001												
CONTINENTAL	1998	2002	FO38RT3					TEXAS	4C				C
CONTINENTAL	1998	2002	H82-PT					TEXAS	4C				C
CONTINENTAL	1998	2002	FO38RMH	FO38RTE	FO38RFH	Y	Y	TEXAS	4C	Y	P-BOX		
CONTINENTAL	1998	2002	H72-EK3					TEXAS	4C	Y	Y		
CONTINENTAL	2002	2004	FO38RT17					TEX / CR	63				C
CONTINENTAL	2002	2004	FO38RMH	FO38RTE	FO38RFH	Y	Y	TEX / CR	63	Y	P-BOX		
LHS	1998		FO38RT3					TEXAS	4C				C
LHS	1998		FO38RMH	FO38RTE	FO38RFH	Y	Y	TEXAS	4C	Y	P-BOX		
LS	2000	2006	H74-PT					TEX / CR	60				C
LS	2000	2006	FO38RMH	FO38RTE	FO38RFH	Y	Y	TEX / CR	60	Y	P-BOX		
LS	2003	2006	FO38RT17					TEX / CR	63				C
LS	2003	2006	FO38RMH	FO38RTE	FO38RFH	Y	Y	TEX / CR	63	Y	P-BOX		
MARK LT	2005	2009	FO38RT17					TEX / CR	63				C
MARK LT	2005	2009	FO38RMH	FO38RTE	FO38RFH	Y	Y	TEX / CR	63	Y	P-BOX		
MARK LT	2011							TEX / CR	63				
MARK VIII	1997	1998						MOTOROLA					
MKS	2009							TEX / CR	63				
MKT	2010		SMARTKEY					TEX / CR	63				
MKX	2007	2010	FO38RT17					TEX / CR	63				C
MKX	2007	2010	FO38RMH	FO38RTE	FO38RFH	Y	Y	TEX / CR	63	Y	P-BOX		
MKX	2011		SMARTKEY					TEX / CR	63				
MKX	2011							TEX / MA	6E				
MKZ	2006	2011	FO38RT17					TEX / CR	63				C
MKZ	2006	2011	FO38RMH	FO38RTE	FO38RFH	Y	Y	TEX / CR	63	Y	P-BOX		
MKZ	2011							TEX / MA	6E				
NAVIGATOR	1997	1998	FO38RT3					TEXAS	4C				C
NAVIGATOR	1997	2002	FO38RMH	FO38RTE	FO38RFH	Y	Y	TEXAS	4C	Y	P-BOX		
NAVIGATOR	1997	2002	H72-EK3					TEXAS	4C	Y	Y		
NAVIGATOR	1999	2002	FO38RT3					TEXAS	4C				C
NAVIGATOR	2002	2004	FO38RT17					TEX / CR	63				C
NAVIGATOR	2002	2008	FO38RMH	FO38RTE	FO38RFH	Y	Y	TEX / CR	63	Y	P-BOX		
NAVIGATOR	2005	2008	FO38RT17					TEX / CR	63				C
NAVIGATOR	2009							TEX / MA	6E				C
TOWN CAR	1998	2002	FO38RT3					TEXAS	4C				C
TOWN CAR	1998	2002	H82-PT					TEXAS	4C				C
TOWN CAR	1998	2002	H72-EK3					TEXAS	4C	Y	Y		
TOWN CAR	1998	2002	FO38RMH	FO38RTE	FO38RFH	Y	Y	TEXAS	4C	Y	P-BOX		
TOWN CAR	2003		FO38RMH	FO38RTE	FO38RFH	Y	Y	TEX / CR	63	Y	P-BOX		
TOWN CAR	2003	2004	FO38RT17					TEX / CR	63				C
TOWN CAR	2005		FO38RT17					TEX / CR	63				C
ZEPHYR	2006		FO38RT17					TEX / CR	63				C
ZEPHYR	2006		FO38RMH	FO38RTE	FO38RFH	Y	Y	TEX / CR	63	Y	P-BOX		

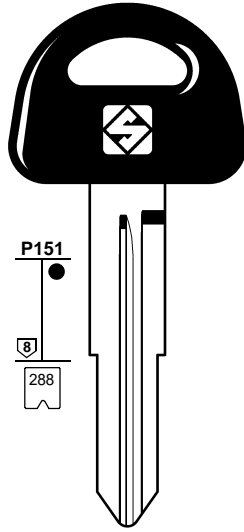
FOR:  
PER:

# MARUTI SUZUKI



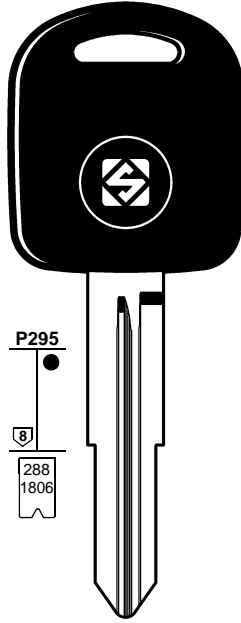
**SZ11**

..... 18100-19299



**SZ11P**

..... 18100-19299



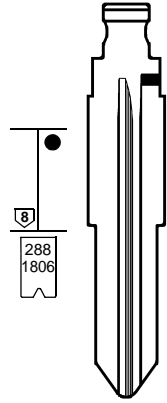
**SZ11TE**

..... 18100-19299  
..... 71001-72500



**SZ11MH**

..... 18100-19299  
..... 71001-72500



**SZ11FH**

..... 18100-19299

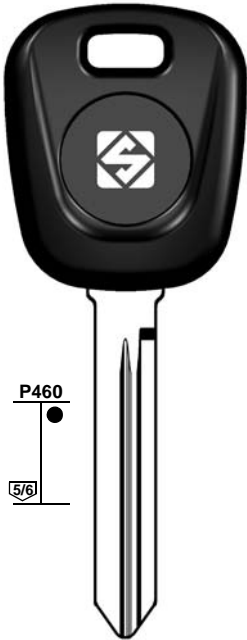


**SZ11T18**

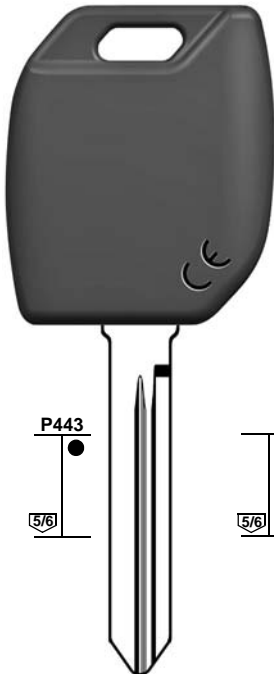
..... 18100-19299

FOR:  
PER:

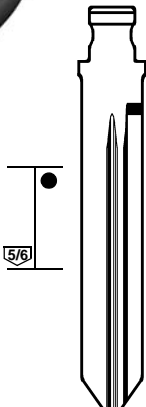
# MARUTI SUZUKI



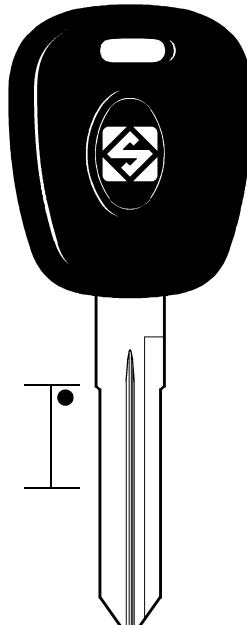
**SZ18TE**



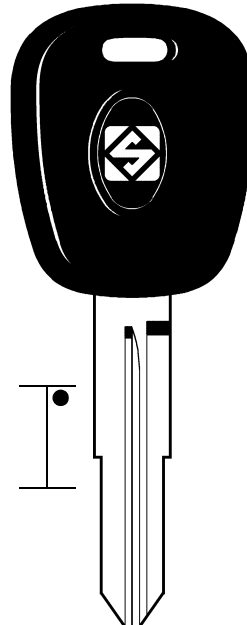
**SZ18MH**



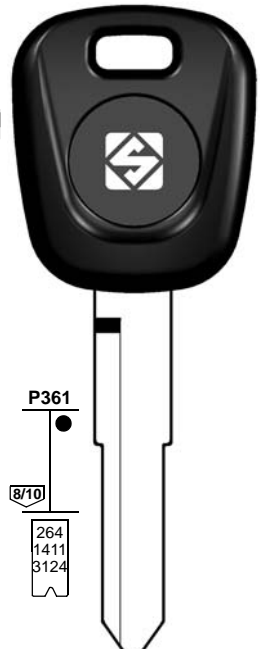
**SZ18FH**



**SZ19RP**



**SZ20P**



**HU133RT14**

..... 50001-51308  
U ..... 1-2000  
IP ..... 5001-6308



1	2	2a	3	3a	3b	e1+e2	6	42+71	72	43+44a	12	15
---	---	----	---	----	----	-------	---	-------	----	--------	----	----

**GTI  
COMPATIBLE**

**IGNITION**



CAR MAKE MODEL	FROM	TO	SILCA REF.	SILCA REF.	SILCA REF.	COPY	GEN.	TRANSP. TYPE	FAST COPY PLUS RW4 PLUS FAST COPY/RW4	FAST COPY PLUS RW4 PLUS	FAST COPY RW4	STP

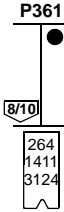
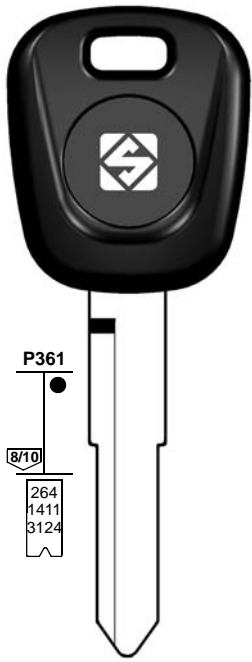
For more info on the uses of car keys, refer to the Silca Electronic Keys Catalogue:

**MARUTI SUZUKI**

800	2007	2010						TEX / CR	65			
800	2007	2010	SZ18MH	SZ18TE	SZ18FH	Y	Y	TEX / CR	65	Y	P-BOX	
800	2007	2009	SZ19RP									
ALTO	2000	2006	SZ11									
ALTO	2000	2006	2P									
ALTO	2007	2009	SZ20P									
ALTO	2007	2010	SZ11T18					TEX / CR	65			
ALTO	2007	2010	SZ11MH	SZ11TE	SZ11FH	Y	Y	TEX / CR	65	Y	P-BOX	
ALTO	2010							PH / CR2	46			
ALTO K10	2010		HU133RT14					PH / CR2	46			

FOR:  
PER:

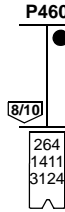
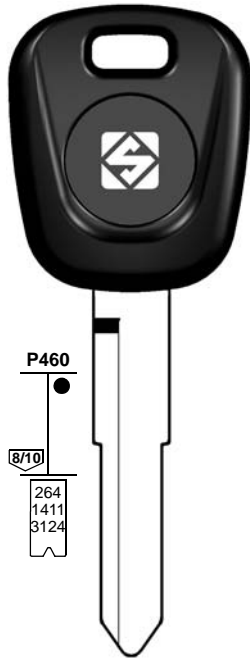
# MARUTI SUZUKI



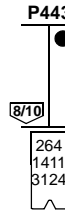
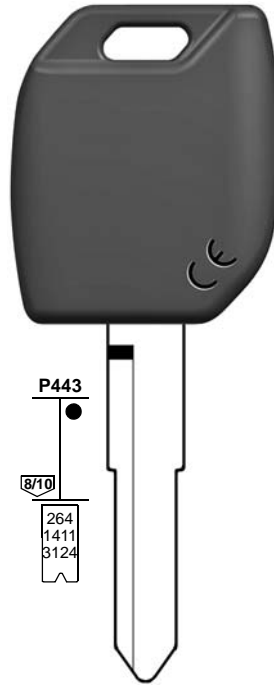
**HU133RT14**  
..... 50001-51308  
U ..... 1-2000  
IP ..... 5001-6308



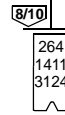
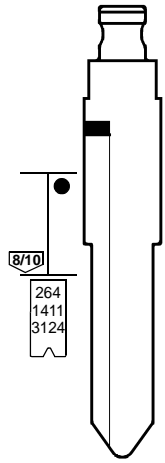
**HU133RT12**  
..... 50001-51308



**HU133RTE**  
..... 50001-51308  
U ..... 1-2000  
IP ..... 5001-6308



**HU133RMH**  
..... 50001-51308  
U ..... 1-2000  
IP ..... 5001-6308



**HU133RFH**  
..... 50001-51308  
U ..... 1-2000  
IP ..... 5001-6308

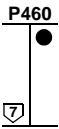


HUF

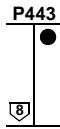
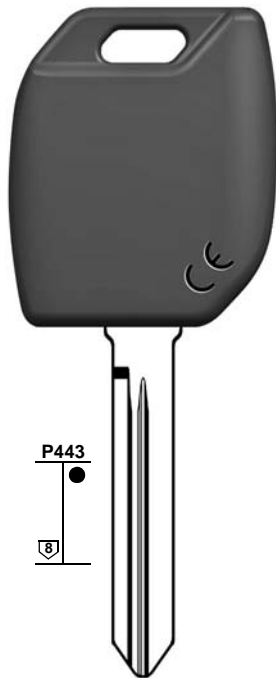
HUF

FOR:  
PER:

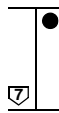
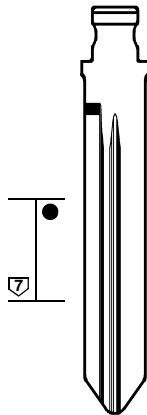
# MARUTI SUZUKI



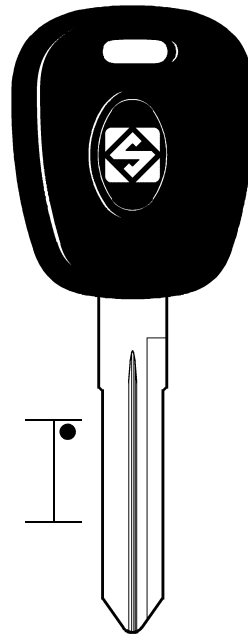
**SZ18RTE**




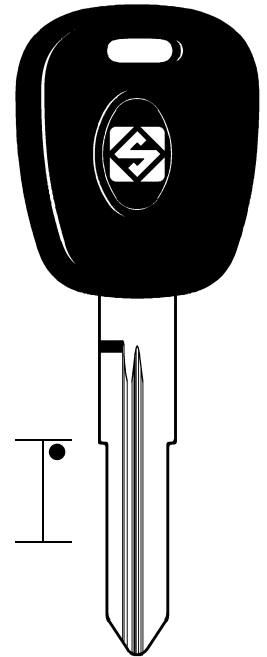
**SZ18RMH**



**SZ18FH**




















**SZ19P**



**SZ21RP**



1	2	2a	3	3a	3b	e1+e2		6	42+71	72	43+44a	12	15
						<b>GTI COMPATIBLE</b>		<b>IGNITION</b>   					
<b>CAR MAKE MODEL</b>	FROM	TO	SILCA REF.	SILCA REF.	SILCA REF.	COPY	GEN.	TRANSP. TYPE	FAST COPY PLUS RW4 PLUS FAST COPY/RW4	FAST COPY PLUS RW4 PLUS	FAST COPY RW4	STP	
													

For more info on the uses of car keys, refer to the Silca Electronic Keys Catalogue:



**MARUTI SUZUKI**

ALTO K10	2010		HU133RMH	HU133RTE	HU133RFH	Y	Y	PH / CR2	46	Y	P-BOX		
A-STAR	2007		HU133RT14					PH / CR2	46				
A-STAR	2007		HU133RMH	HU133RTE	HU133RFH	Y	Y	PH / CR2	46	Y	P-BOX		
ESTEEM	2007							TEX / CR	65				
ESTEEM	2007		SZ18RMH	SZ18RTE	SZ18RFH	Y	Y	TEX / CR	65	Y	P-BOX		
OMNI	2007	2010						TEX / CR	65				
OMNI	2007	2010	SZ18RMH	SZ18RTE	SZ18RFH	Y	Y	TEX / CR	65	Y	P-BOX		
OMNI	2007	2009	SZ19P										
RITZ	2007		HU133RT14					PH / CR2	46				
RITZ	2007		HU133RMH	HU133RTE	HU133RFH	Y	Y	PH / CR2	46	Y	P-BOX		
SWIFT	2000	2009	SZ21RP										
SWIFT	2007		HU133RT14					PH / CR2	46				
SWIFT	2007		HU133RMH	HU133RTE	HU133RFH	Y	Y	PH / CR2	46	Y	P-BOX		
SWIFT [D]	2007	2009	HU133RT12		HU133RFH			PH / CR	40				
SX4	2007		HU133RT14					PH / CR2	46				
SX4	2007		HU133RMH	HU133RTE	HU133RFH	Y	Y	PH / CR2	46	Y	P-BOX		

FOR:  
PER:

# MARUTI SUZUKI

**SZ11RT18**  
..... 18100-19299  
..... 19300-19617

**SZ11RTE**  
..... 18100-19299  
..... 19300-19617

**SZ11RMH**  
..... 18100-19299  
..... 19300-19617

**SZ11RFH**  
..... 18100-19299  
..... 19300-19617

**HU133RT14**  
..... 50001-51308  
U ..... 1-2000  
IP ..... 5001-6308

**SZ21RP**

FOR:  
PER:

# MAZDA

**HU133RTE**  
..... 50001-51308  
U ..... 1-2000  
IP ..... 5001-6308

**HU133RMH**  
..... 50001-51308  
U ..... 1-2000  
IP ..... 5001-6308

**HU133RFH**

**FO21P**  
T ..... 1-1050  
T ..... 1-2330  
T ..... 1051-2330  
T ..... 1-2-3-4

**FO21T3**  
T ..... 1-1050  
T ..... 1-2330  
T ..... 1051-2330  
T ..... 1-2-3-4

**FO21TE**  
T ..... 1-1050  
T ..... 1-2330  
T ..... 1051-2330  
T ..... 1-2-3-4

**FO21MH**  
T ..... 1-1050  
T ..... 1-2330  
T ..... 1051-2330  
T ..... 1-2-3-4

**FO21FH**  
T ..... 1-1050  
T ..... 1-2330  
T ..... 1051-2330  
T ..... 1-2-3-4

HUF

TIBBE - VALEO

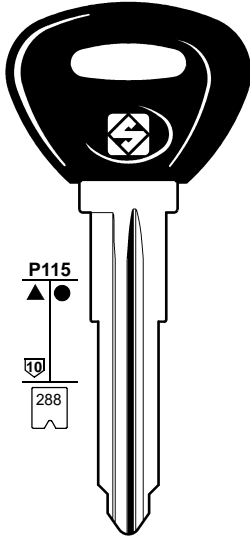
TIBBE - VALEO



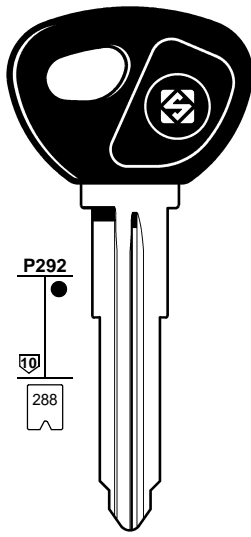


FOR:  
PER:

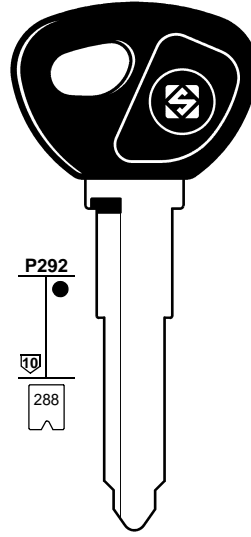
# MAZDA



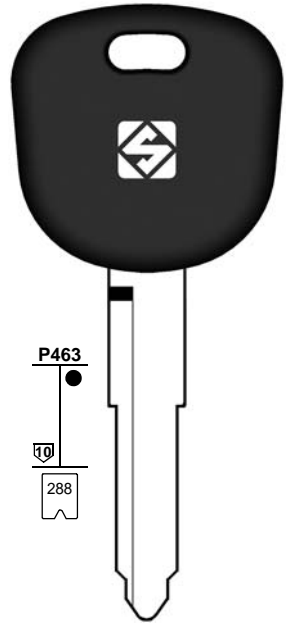
**MAZ20REP**  
..... 10100-12283



**MAZ13T5**  
..... 10100-12283



**MAZ24RT5**  
..... 10100-12283



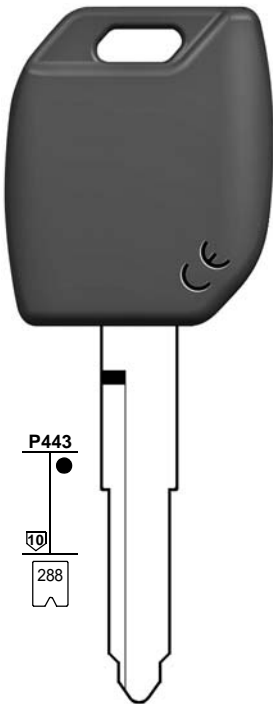
**MAZ24RTE**  
..... 10100-12283

**MAZ20RT5**  
..... 10100-12283

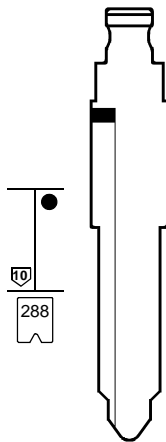
**MAZ24RT17**  
..... 10100-12283

FOR:  
PER:

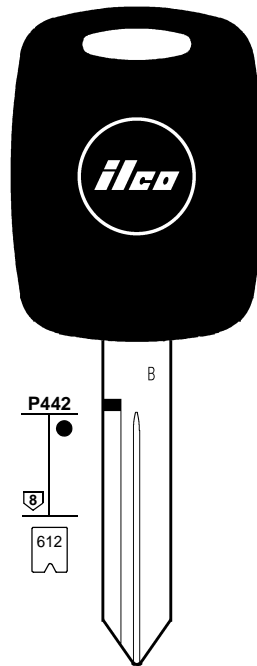
# MAZDA



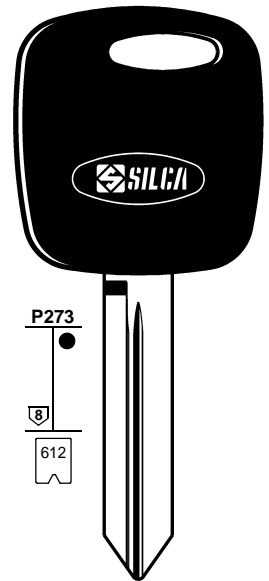
**MAZ24RMH**  
..... 10100-12283



**MAZ24RFH**  
..... 10100-12283



**H72-EK3**  
..... X  
1-1706



**FO38RT3**  
..... X  
0001-1706

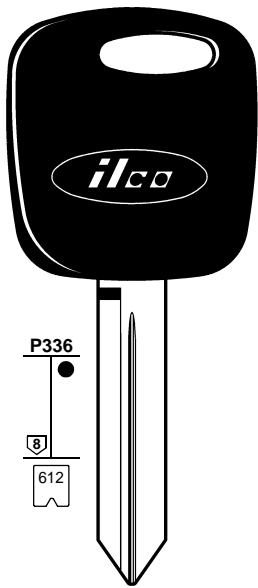
**FO38RT17**  
..... X  
0001-1706

STRATTEC

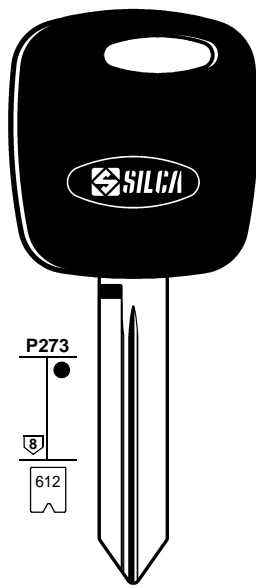
1	2	2a	3	3a	3b	e1+e2		6	42+71	72	43+44a	12	15
						GTI COMPATIBLE		IGNITION					
CAR MAKE MODEL	FROM	TO	SILCA REF.	SILCA REF.	SILCA REF.	COPY	GEN.	TRANSP. TYPE	FAST COPY PLUS RW4 PLUS FAST COPY/RW4	FAST COPY PLUS RW4 PLUS	FAST COPY RW4	STP	
For more info on the uses of car keys, refer to the Silca Electronic Keys Catalogue:													
<b>MAZDA</b>													
323	1995	1997	MAZ13T5					TEMIC	12	Y	Y		
323	1997	1999	MAZ24RT5		MAZ24RFH			PH	33	Y	Y		
323	1997	1999	MAZ20REP										
323	1998	1999	MAZ24RT5		MAZ24RFH			TEMIC	12	Y	Y		
323	1999	2003						TEM / CR	8C				
626	1995	1999	MAZ20RT5					TEMIC	12	Y	Y		D
626	1999	2002						TEM / CR	8C				D
626 ( ES, LS, LUX )	1998	1999	MAZ24RT5		MAZ24RFH			PH	33	Y	Y		D
626 ( ES, LS, LUX )	1999	2002						TEM / CR	8C				
B-SERIES P/U	1999	2000	FO38RT3					TEXAS	4C				C
B-SERIES P/U	1999	2000	H72-EK3					TEXAS	4C	Y	Y		
B-SERIES P/U	2001	2006						TEX / CR	60				C
B-SERIES P/U	2007		FO38RT17					TEX / CR	63				
BT-50	2006							TEM / CR	8C				
CX-7	2007		MAZ24RT17					TEX / CR	63				
CX-7	2007		MAZ24RMH	MAZ24RTE	MAZ24RFH	Y	Y	TEX / CR	63	Y		P-BOX	
CX-7	2010		SMARTKEY					TEX / CR	63				
CX-9	2007		MAZ24RT17					TEX / CR	63				
CX-9	2007		MAZ24RMH	MAZ24RTE	MAZ24RFH	Y	Y	TEX / CR	63	Y		P-BOX	
CX-9	2010		SMARTKEY					TEX / CR	63				
DEMIO	1999	2002						TEM / CR	8C				
DEMIO [J]	2003		MAZ24RT17					TEX / CR	63				
DEMIO [J]	2003		MAZ24RMH	MAZ24RTE	MAZ24RFH	Y	Y	TEX / CR	63	Y		P-BOX	
MAZDA 2	2003		MAZ24RT17					TEX / CR	63				
MAZDA 2	2003		MAZ24RMH	MAZ24RTE	MAZ24RFH	Y	Y	TEX / CR	63	Y		P-BOX	
MAZDA 3	2004		MAZ24RT17					TEX / CR	63				
MAZDA 3	2004		MAZ24RMH	MAZ24RTE	MAZ24RFH	Y	Y	TEX / CR	63	Y		P-BOX	
MAZDA 3	2010		SMARTKEY					TEX / CR	63				
MAZDA 5	2005		MAZ24RT17					TEX / CR	63				
MAZDA 5	2005		MAZ24RMH	MAZ24RTE	MAZ24RFH	Y	Y	TEX / CR	63	Y		P-BOX	
MAZDA 6	2003		MAZ24RT17					TEX / CR	63				
MAZDA 6	2003		MAZ24RMH	MAZ24RTE	MAZ24RFH	Y	Y	TEX / CR	63	Y		P-BOX	
MAZDA 6	2009		SMARTKEY					TEX / CR	63				
MIATA	2001	2005						TEM / CR	8C				
MPV	2000	2006						TEM / CR	8C				
MX-3	1995	1998	MAZ13T5					TEMIC	12	Y	Y		
MX-5	1995	1998	MAZ13T5					TEMIC	12	Y	Y		
MX-5	1998	2000	MAZ24RT5		MAZ24RFH			PH	33	Y	Y		
MX-5	2000	2005						TEM / CR	8C				
MX-5	2005		MAZ24RT17					TEX / CR	63				
MX-5	2005		MAZ24RMH	MAZ24RTE	MAZ24RFH	Y	Y	TEX / CR	63	Y		P-BOX	
MX-5	2009		SMARTKEY					TEX / CR	63				
MX-6	1995	1997	MAZ20RT5					TEMIC	12	Y	Y		
PREMACY	2000	2004						TEM / CR	8C				
RX-8	2004		MAZ24RT17					TEX / CR	63				
RX-8	2004		MAZ24RMH	MAZ24RTE	MAZ24RFH	Y	Y	TEX / CR	63	Y		P-BOX	

FOR:  
PER:

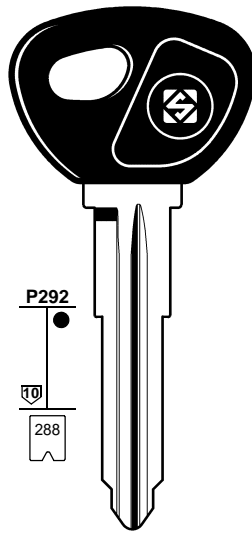
# MAZDA



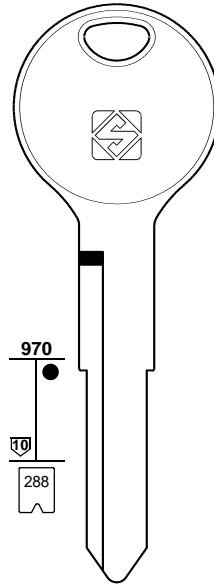
**H86-PT**  
.....X  
0001-1706



**FO38RT17**  
.....X  
0001-1706



**MAZ20RT5**  
..... 10100-12283



**MAZ25R**  
..... 10100-12283

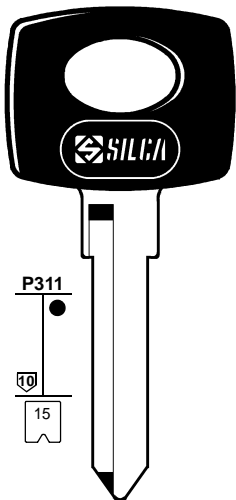


**MIT14BT5**  
..... 30001-31200

STRATTEC

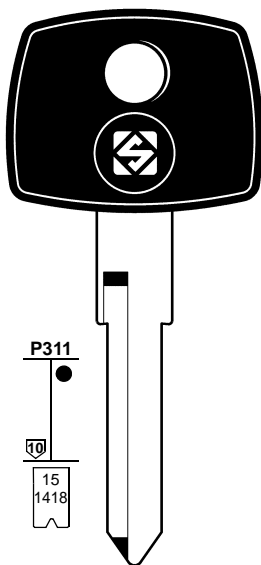
FOR:  
PER:

# MERCEDES



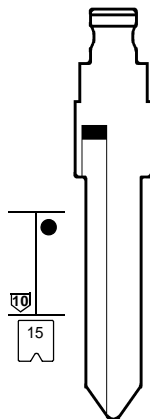
**YM15P**  
HM ..... 1-1200  
HM ..... 4001-7350  
HM ..... 2501-3500  
NM ..... 2501-3500  
.. NF .. 1-99 .. 1-99  
NF ..... 1-1200

VALEO - YMOS



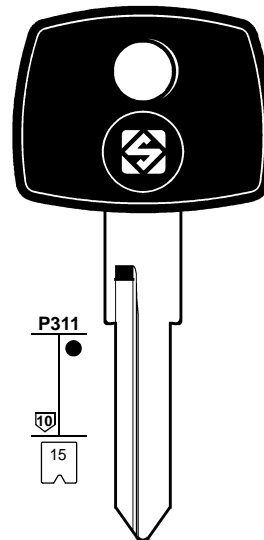
**YM15T5**  
HM ..... 1-1200  
HM ..... 2501-3500  
HM ..... 4001-7350  
HM ..... 6001-7109  
NM ..... 2501-3500  
.. NF .. 1-99 .. 1-99  
NF ..... 1-1200

VALEO - YMOS



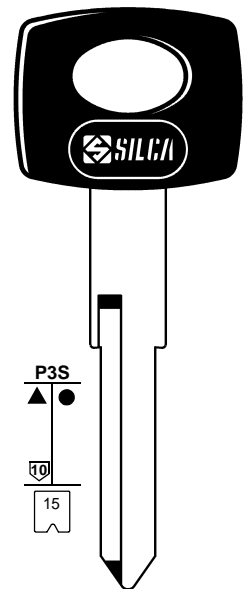
**YM15FH**  
HM ..... 1-1200  
HM ..... 4001-7350  
HM ..... 2501-3500  
NM ..... 2501-3500  
.. NF .. 1-99 .. 1-99  
NF ..... 1-1200

WITTE




















**VA5T5**  
HM ..... 1-1200  
HM ..... 4001-7350  
HM ..... 2501-3500  
NM ..... 2501-3500  
.. NF .. 1-99 .. 1-99  
NF ..... 1-1200

WITTE



**HU72RP**  
HM ..... 1-1200  
HM ..... 4001-7350  
HM ..... 2501-3500  
NM ..... 2501-3500  
.. NF .. 1-99 .. 1-99  
NF ..... 1-1200

1	2	2a	3	3a	3b	e1+e2	6	42+71	72	43+44a	12	15	
						GTI COMPATIBLE	IGNITION						
						  							
CAR MAKE MODEL	FROM	TO	SILCA REF.	SILCA REF.	SILCA REF.	COPY	GEN.	TRANSP. TYPE	FAST COPY PLUS RW4 PLUS FAST COPY/RW4	FAST COPY PLUS RW4 PLUS	FAST COPY RW4	STP	
													

For more info on the uses of car keys, refer to the Silca Electronic Keys Catalogue:



**MAZDA**

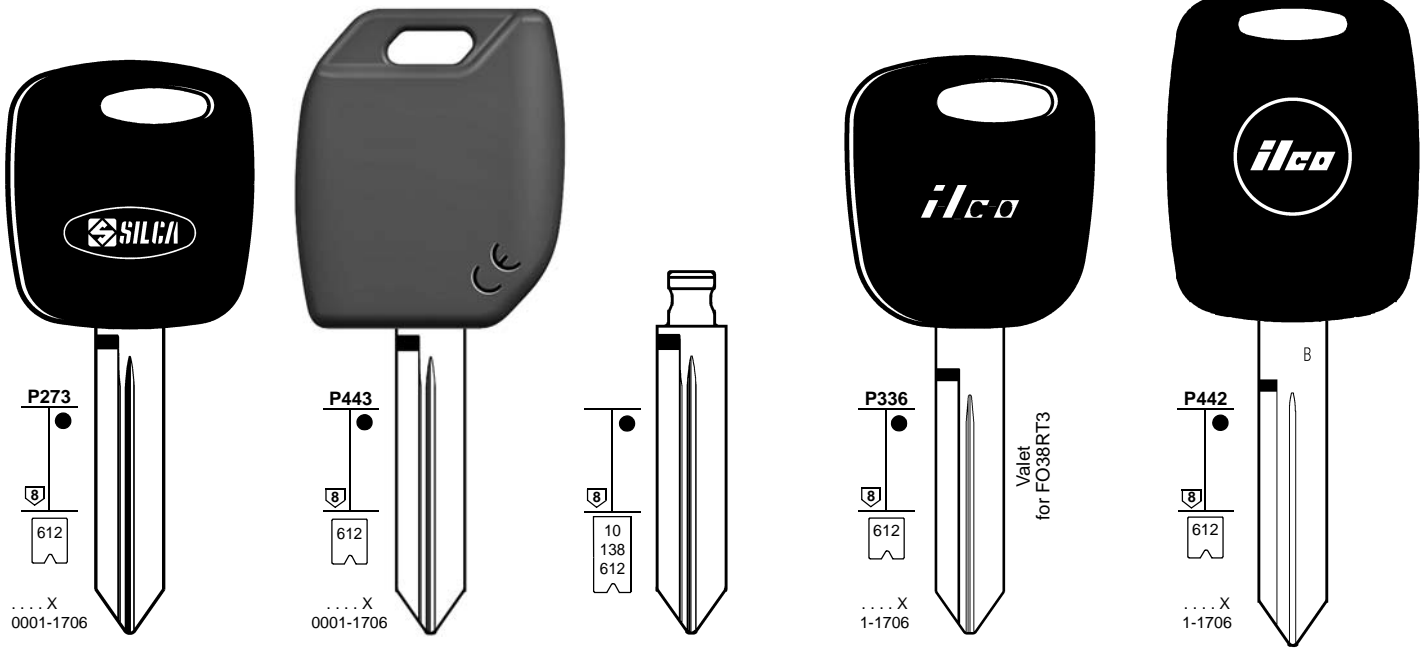
RX-8	2010		SMARTKEY					TEX / CR	63				
TRIBUTE	2001	2004	H86-PT					TEX / CR	60				H
TRIBUTE	2005	2007	FO38RT17					TEX / CR	63				H
TRIBUTE	2008							TEX / CR	63				C
XEDOS 6	1995	1999	MAZ20RT5					TEMIC	12	Y	Y		
XEDOS 9	1995	2002	MIT14BT5					TEMIC	12	Y	Y		
SOME MODELS	2000		MAZ25R										

**MERCEDES**

A CLASS	1998							PH	33				
B/C/E/S/SL CLASS	1995							PH	33				
ML CLASS	1998							PH	33				
V CLASS	1996	2003	VA5T5					TEMIC	12	Y	Y		
VITO	1996		YM15P		YM15FH								
VITO	1997		HU72RP										
VITO	1998		YM15T5		YM15FH			MEG	13	Y	Y	M-V	
VITO	1999		YM15T5		YM15FH			TEMIC	12	Y	Y		

FOR:  
PER:

# MERCURY



- TE KEY  
**FO38RTE**
- FO38RT3**
- FO38RT17**

- MH KEY  
**FO38RMH**

- FH FLIP  
**FO38RFH**
- ... A ... 101-381.501-579
- ... B ... 101-410.501-602
- ... C ... 101-404.501-624
- ... D ... 101-340.501-602
- ... E ... 101-304.501-579
- ... X 1-1706

- H82-PT**

- H72-EK3**

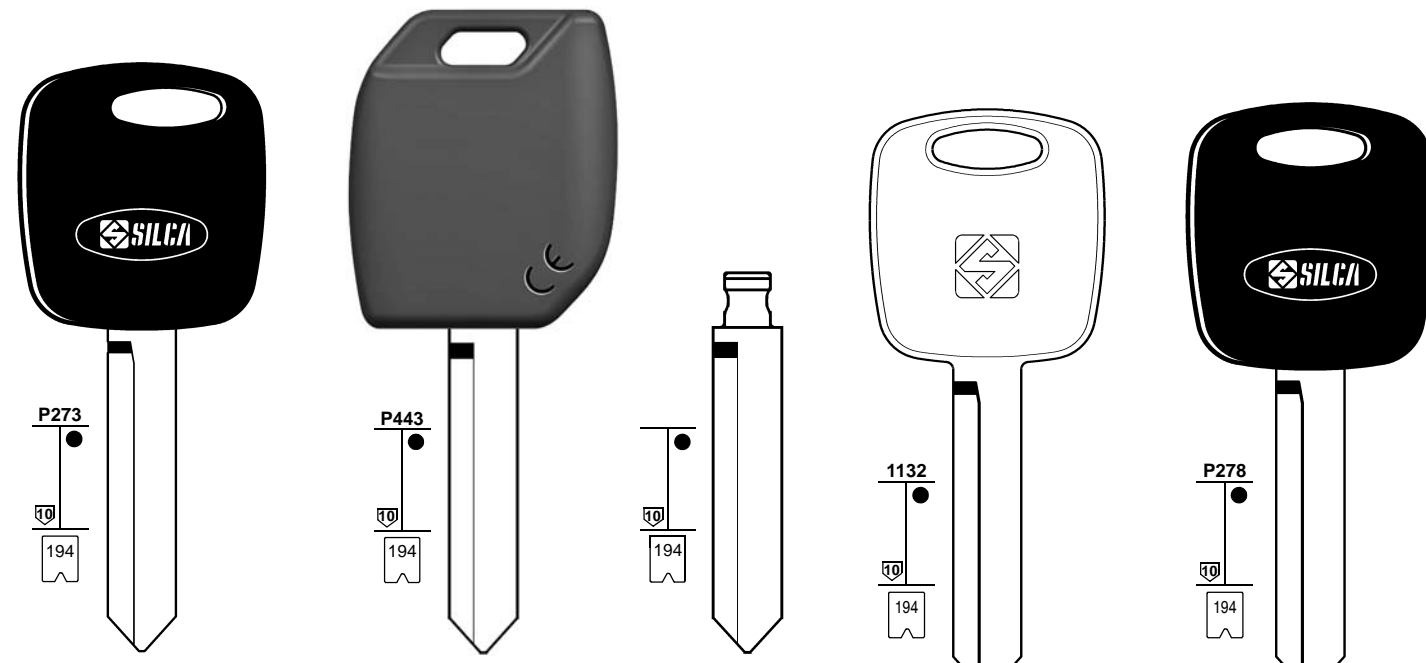
STRATTEC

STRATTEC

STRATTEC

FOR:  
PER:

# MERCURY



- ... A ... 101-381.501-579
- ... B ... 101-410.501-602
- ... C ... 101-404.501-624
- ... D ... 101-340.501-602
- ... E ... 101-304.501-579

- ... A ... 101-381.501-579
- ... B ... 101-410.501-602
- ... C ... 101-404.501-624
- ... D ... 101-340.501-602
- ... E ... 101-304.501-579

- ... A ... 101-381.501-579
- ... B ... 101-410.501-602
- ... C ... 101-404.501-624
- ... D ... 101-340.501-602
- ... E ... 101-304.501-579

- ... A ... 101-381.501-579
- ... B ... 101-410.501-602
- ... C ... 101-404.501-624
- ... D ... 101-340.501-602
- ... E ... 101-304.501-579

- TE KEY  
**FO26TE**
- FO26T3**

- MH KEY  
**FO26MH**














- FH FLIP  
**FO26FH**

- FO39**

- FO39CP**

STRATTEC

STRATTEC

1	2	2a	3	3a	3b	e1+e2		6	42+71	72	43+44a	12	15
						<b>GTI COMPATIBLE</b>		<b>IGNITION</b>					
													
For more info on the uses of car keys, refer to the Silca Electronic Keys Catalogue: 													
<b>MERCURY</b>													
COUGAR	1998	1999	FO38RT3					TEXAS	4C				C
COUGAR	1999	2002	FO26T3					TEXAS	4C				C
COUGAR	1999	2002	FO26MH	FO26TE	FO26FH	Y	Y	TEXAS	4C	Y	P-BOX		
GRAND MARQUIS	1998	2002	FO38RT3					TEXAS	4C				C
GRAND MARQUIS	1998	2002	H82-PT					TEXAS	4C				C
GRAND MARQUIS	1998	2002	FO38RMH	FO38RTE	FO38RFH	Y	Y	TEXAS	4C	Y	P-BOX		
GRAND MARQUIS	1998	2002	H72-EK3					TEXAS	4C	Y	Y		
GRAND MARQUIS	2003	2011	FO38RT17					TEX / CR	63				C
GRAND MARQUIS	2003	2007	FO38RMH	FO38RTE	FO38RFH	Y	Y	TEX / CR	63	Y	P-BOX		
MARAUDER	2003	2005	FO38RT17					TEX / CR	63				C
MARAUDER	2003	2005	FO38RMH	FO38RTE	FO38RFH	Y	Y	TEX / CR	63	Y	P-BOX		
MARINER	2005	2007	FO38RT17					TEX / CR	63				C
MARINER	2005	2011	FO38RMH	FO38RTE	FO38RFH	Y	Y	TEX / CR	63	Y	P-BOX		
MARINER	2008	2011	FO38RT17					TEX / CR	63				C
MILAN	2006	2011	FO38RT17					TEX / CR	63				C
MILAN	2006	2011	FO38RMH	FO38RTE	FO38RFH	Y	Y	TEX / CR	63	Y	P-BOX		
MONTEGO	2005	2008	FO38RT17					TEX / CR	63				C
MONTEGO	2005	2008	FO38RMH	FO38RTE	FO38RFH	Y	Y	TEX / CR	63	Y	P-BOX		
MONTEREY	2004	2007	FO38RT17					TEX / CR	63				C
MONTEREY	2004	2007	FO38RMH	FO38RTE	FO38RFH	Y	Y	TEX / CR	63	Y	P-BOX		
MOUNTAINEER	1998	2001	FO38RT3					TEXAS	4C				C
MOUNTAINEER	1998	2001	FO38RMH	FO38RTE	FO38RFH	Y	Y	TEXAS	4C	Y	P-BOX		
MOUNTAINEER	1998	2001	H72-EK3					TEXAS	4C	Y	Y		
MOUNTAINEER	2001	2011	FO38RT17					TEX / CR	63				C
MOUNTAINEER	2001	2011	FO38RMH	FO38RTE	FO38RFH	Y	Y	TEX / CR	63	Y	P-BOX		
MYSTIQUE	1995	2000	FO39										
MYSTIQUE	1995	2000	FO39CP										

FOR:  
PER:

# MERCURY



P273  
194

- ... A ... 101-381.501-579
- ... B ... 101-410.501-602
- ... C ... 101-404.501-624
- ... D ... 101-340.501-602
- ... E ... 101-304.501-579

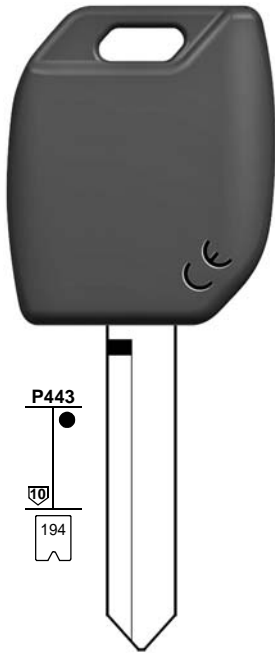


FO26TE



FO26T3

STRATTEC

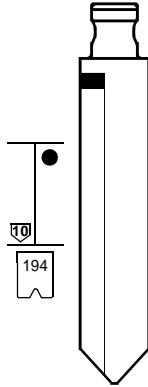


P443  
194

- ... A ... 101-381.501-579
- ... B ... 101-410.501-602
- ... C ... 101-404.501-624
- ... D ... 101-340.501-602
- ... E ... 101-304.501-579



FO26MH



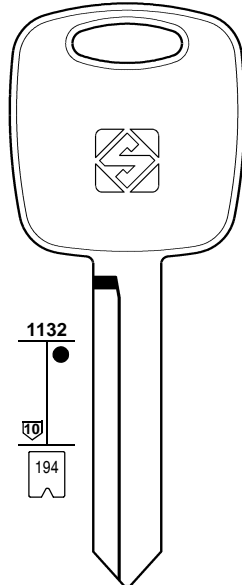
194

- ... A ... 101-381.501-579
- ... B ... 101-410.501-602
- ... C ... 101-404.501-624
- ... D ... 101-340.501-602
- ... E ... 101-304.501-579



FO26FH

STRATTEC

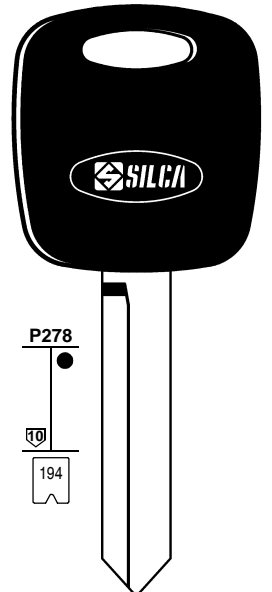


1132  
194

- ... A ... 101-381.501-579
- ... B ... 101-410.501-602
- ... C ... 101-404.501-624
- ... D ... 101-340.501-602
- ... E ... 101-304.501-579

FO39

STRATTEC



P278  
194

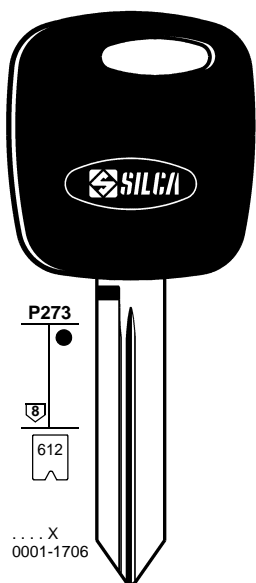
- ... A ... 101-381.501-579
- ... B ... 101-410.501-602
- ... C ... 101-404.501-624
- ... D ... 101-340.501-602
- ... E ... 101-304.501-579

FO39CP

STRATTEC

FOR:  
PER:

# MERCURY



P273  
612

... X  
0001-1706



FO38RTE

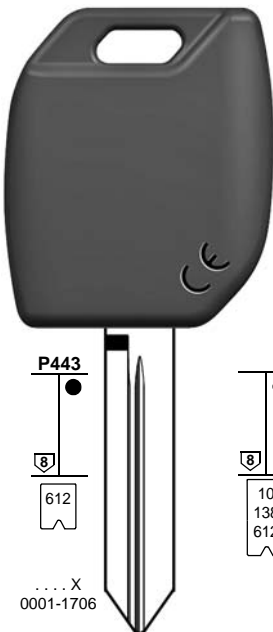


FO38RT3



FO38RT17

STRATTEC

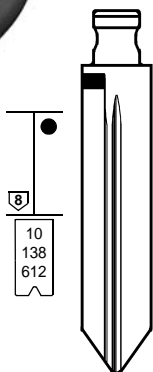


P443  
612

... X  
0001-1706



FO38RMH



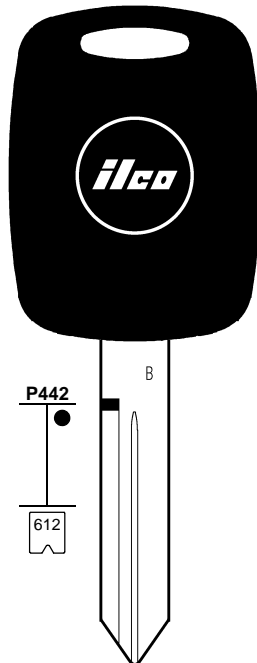
10  
138  
612



FO38RFH

- ... A ... 101-381.501-579
- ... B ... 101-410.501-602
- ... C ... 101-404.501-624
- ... D ... 101-340.501-602
- ... E ... 101-304.501-579
- ... X 1-1706

STRATTEC

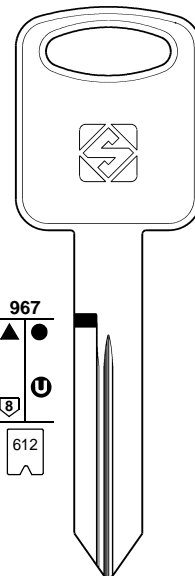


P442  
612



H72-EK3

... X  
1-1706



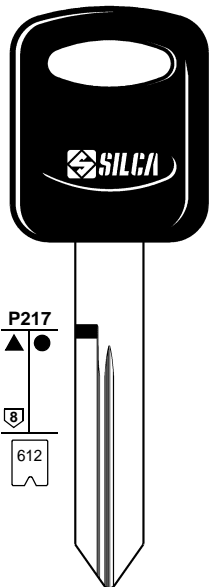
967  
612



FO40R

... X 1-1706  
... Y 1-1200

STRATTEC



P217  
612



FO40RBP

... X 1-1706  
... Y 1-1200



1	2	2a	3	3a	3b	e1+e2		6	42+71	72	43+44a	12	15
---	---	----	---	----	----	-------	--	---	-------	----	--------	----	----

GTI  
COMPATIBLE

IGNITION



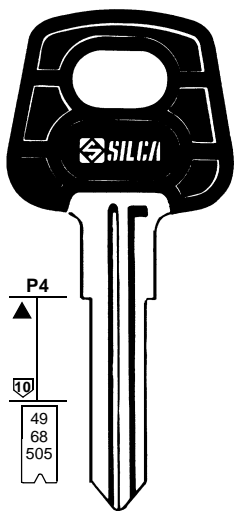
CAR MAKE MODEL	FROM	TO	SILCA REF.	SILCA REF.	SILCA REF.	COPY	GEN.	TRANSP. TYPE	FAST COPY PLUS RW4 PLUS FAST COPY/RW4	FAST COPY PLUS RW4 PLUS	FAST COPY RW4	STP	

For more info on the uses of car keys, refer to the Silca Electronic Keys Catalogue:

**MERCURY**

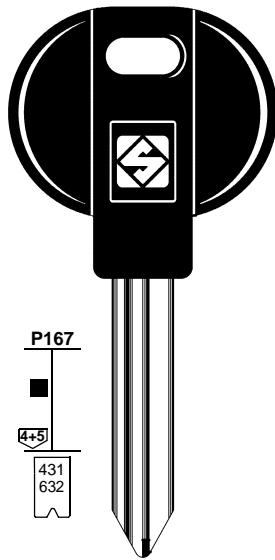
CAR MAKE MODEL	FROM	TO	SILCA REF.	SILCA REF.	SILCA REF.	COPY	GEN.	TRANSP. TYPE	FAST COPY PLUS RW4 PLUS FAST COPY/RW4	FAST COPY PLUS RW4 PLUS	FAST COPY RW4	STP	
MYSTIQUE V6 LS	1997	1998	FO26T3					TEXAS	4C				B
MYSTIQUE V6 LS	1997	2002	FO26MH	FO26TE	FO26FH	Y	Y	TEXAS	4C	Y	P-BOX		
MYSTIQUE V6 LS	1998	2002	FO26T3					TEXAS	4C				C
SABLE GS	1996	1998	FO40R										
SABLE GS	1996	1998	FO40RBP										
SABLE GS	1999	2000	FO38RT3					TEXAS	4C				C
SABLE GS	1999	2000	FO38RMH	FO38RTE	FO38RFH	Y	Y	TEXAS	4C	Y	P-BOX		
SABLE GS	1999	2000	H72-EK3					TEXAS	4C	Y	Y		
SABLE GS, LS	2000	2007	FO38RT17					TEX / CR	63				C
SABLE GS, LS	2000	2007	FO38RMH	FO38RTE	FO38RFH	Y	Y	TEX / CR	63	Y	P-BOX		
SABLE GS, LS	2008	2009	FO38RT17					TEX / CR	63				C
SABLE LS, SE, SHO	1996	1997	FO38RT3					TEXAS	4C				B
SABLE LS, SE, SHO	1996	2000	FO38RMH	FO38RTE	FO38RFH	Y	Y	TEXAS	4C	Y	P-BOX		
SABLE LS, SE, SHO	1998	2000	FO38RT3					TEXAS	4C				C
SABLE LS, SE, SHO	1999	2000	H72-EK3					TEXAS	4C	Y	Y		
SOME MODELS	1995		FO39										
SOME MODELS	1995		FO39CP										
SOME MODELS	1996	1997	FO40RBP										
SOME MODELS	1996	1997	FO40R										

FOR: PER:	MG	MICROCAR (MICROCARS)	MITSUBISHI
--------------	----	----------------------	------------



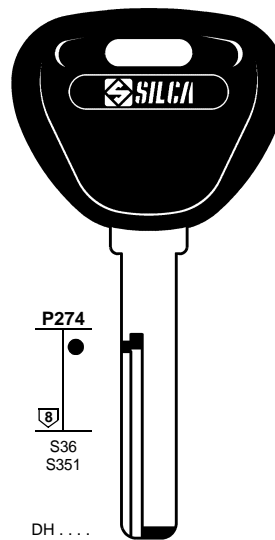
**NE38P**

FH . . . . 1-2000  
 E . . . . 2001-3000  
 S . . . . 2001-3000  
 NSP . . . . 4000-4999  
 E . . . . 4001-5000  
 E . . . . 5000-5999  
 E . . . . 6001-7000  
 NSP . . . . 7001-9000



**SX9AP**

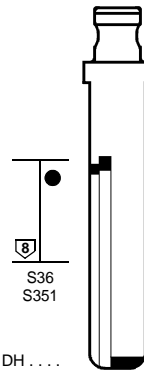
63/99 . . . . H 12468  
 63/99 . . . . 12468  
 . . . . . H 0111111-6288888  
 . . . . . 0111111-6288888



**HU56RT2**

DH . . . .  
 1-4000  
 6001-8000

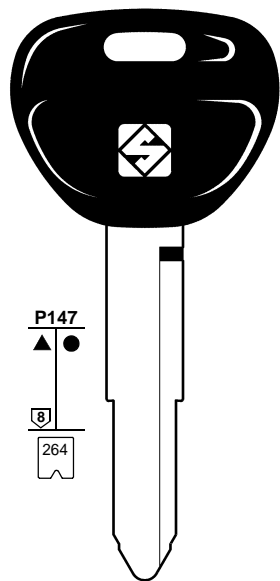
**HU56RT30**



**HU56RFH**

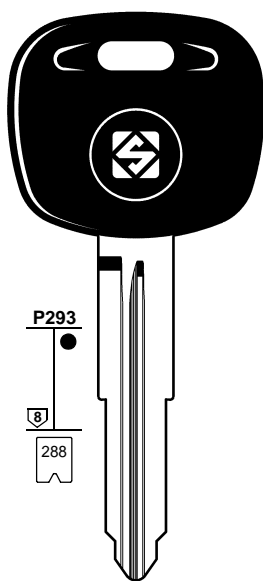
DH . . . .  
 1-4000  
 6001-8000

FOR: PER:	MITSUBISHI			
--------------	------------	--	--	--



**MIT15AP**

E . . . . 5001-7000  
 E . . . . 7001-7700



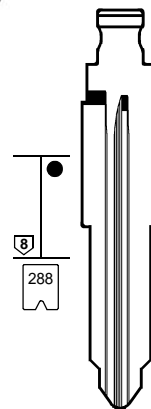
**MIT11RTE**

. . . . . 30010-32009



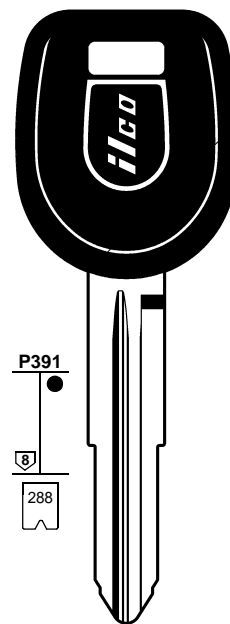
**MIT11RMH**

. . . . . 30010-32009
















**MIT11RFH**

. . . . . 30010-32009



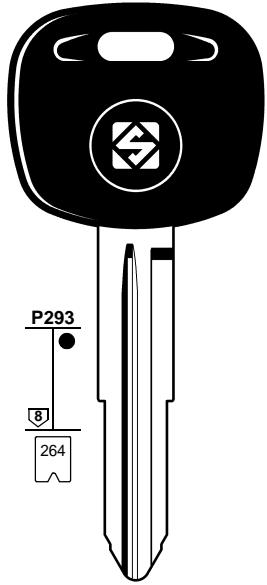
**MIT8-PT**

E . . . . 5001-7000  
 E . . . . 7001-7700

1	2	2a	3	3a	3b	e1+e2		6	42+71	72	43+44a	12	15
						<b>GTI COMPATIBLE</b>		IGNITION 					
<b>CAR MAKE MODEL</b>	FROM	TO	SILCA REF.	SILCA REF.	SILCA REF.	COPY	GEN.	TRANSP. TYPE	FAST COPY PLUS RW4 PLUS FAST COPY/RW4	FAST COPY PLUS RW4 PLUS	FAST COPY RW4	STP	
													
For more info on the uses of car keys, refer to the Silca Electronic Keys Catalogue: 													
<b>MG</b>													
<b>MGF</b>	1997	2000	<b>NE38P</b>										
<b>MGF</b>	2000	2005											
<b>MICROCAR (MICROCARS)</b>													
<b>FAMILY</b>	2007	2009	<b>SX9AP</b>										
<b>M.GO</b>	2009		<b>SX9AP</b>										
<b>NEWSTREET</b>		2008	<b>SX9AP</b>										
<b>PRATIC</b>		2008	<b>SX9AP</b>										
<b>VIRGO</b>		2008	<b>SX9AP</b>										
<b>MITSUBISHI</b>													
<b>380</b>	2006							PH / CR2	46				
<b>380</b>	2006		<b>MIT11RMH</b>	<b>MIT11RTE</b>	<b>MIT11RFH</b>	Y	Y	PH / CR2	46	Y	P-BOX		
<b>3000 GT</b>	1996	2001						TEXAS	4C				
<b>CANTER</b>	1997		<b>MIT15AP</b>										
<b>CARISMA</b>	1996	2000	<b>HU56RT2</b>		<b>HU56RFH</b>			PH	73	Y	Y		
<b>CARISMA</b>	2000	2004	<b>HU56RT30</b>		<b>HU56RFH</b>			PH / CR	4M				
<b>CHALLENGER</b>	1999	2002	<b>MIT8-PT</b>					TEX / CR	60				

FOR:  
PER:

# MITSUBISHI



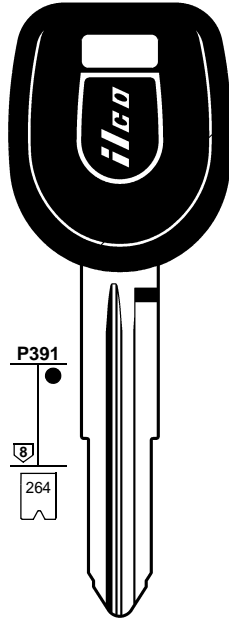
P293

264



**MIT8T4**

E . . . . 5001-7000  
E . . . . 7001-7700



P391

264



**MIT8T21**

E . . . . 5001-7000  
E . . . . 7001-7700



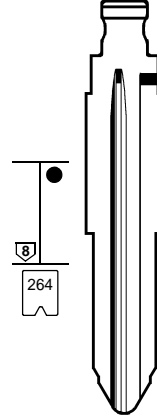
P443

264



**MIT8MH**

E . . . . 5001-7000  
E . . . . 7001-7700



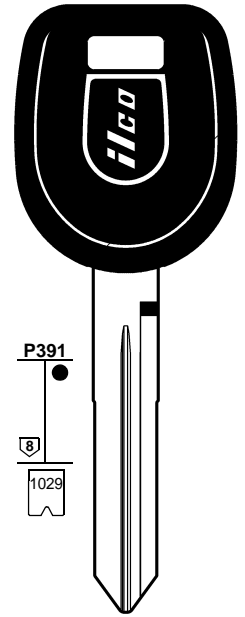
P293

264



**MIT8FH**

E . . . . 5001-7000  
E . . . . 7001-7700



P391

1029



**MIT9-PT**

F . . . . 1-1571



**MIT8TE**

E . . . . 5001-7000  
E . . . . 7001-7700

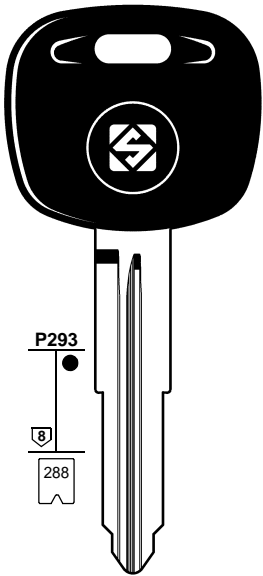


**MIT8T19**

E . . . . 5001-7000  
E . . . . 7001-7700

FOR:  
PER:

# MITSUBISHI



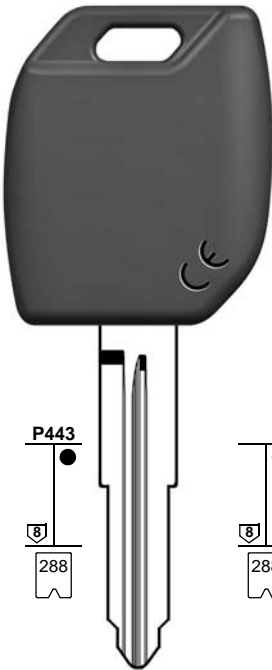
P293

288



**MIT11RT4**

. . . . . 30010-32009



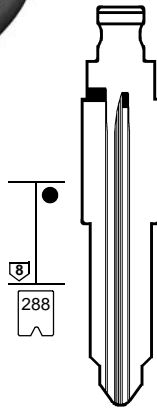
P443

288



**MIT11RMH**

. . . . . 30010-32009



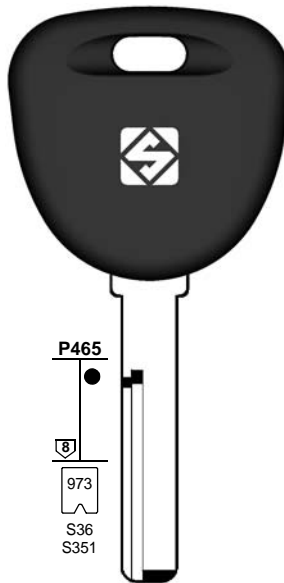
P293

288



**MIT11RFH**

. . . . . 30010-32009



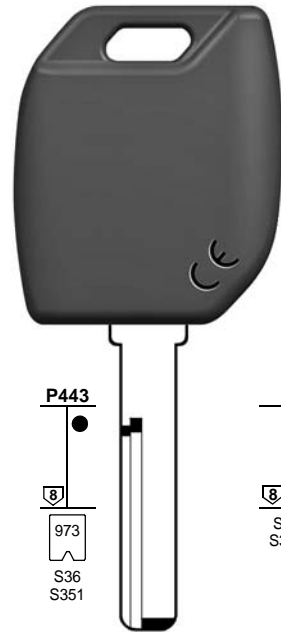
P465

973  
S36  
S351



**HU56RTE**

DH . . . .  
1-4000  
6001-8000



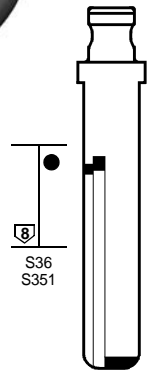
P443

973  
S36  
S351



**HU56RMH**

DH . . . .  
1-4000  
6001-8000



P293

973  
S36  
S351



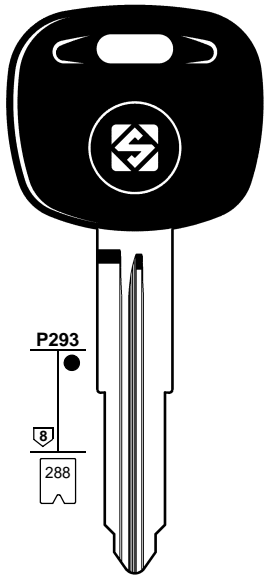
**HU56RFH**

DH . . . .  
1-4000  
6001-8000



FOR:  
PER:

# MITSUBISHI

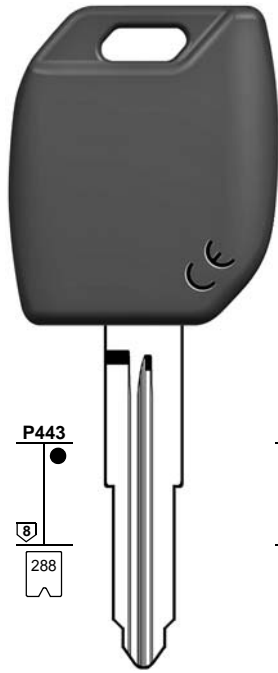


P293  
288



**MIT11RTE**

..... 30010-32009

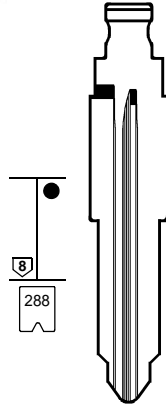


P443  
288



**MIT11RMH**

..... 30010-32009

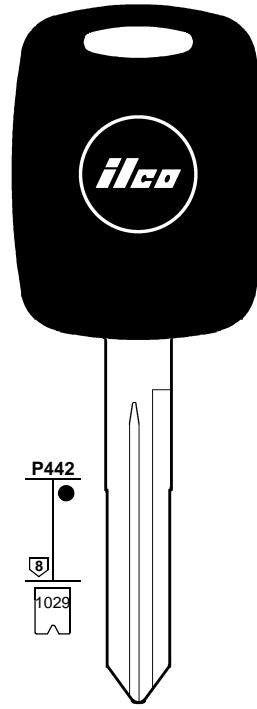


288



**MIT11RFH**

..... 30010-32009

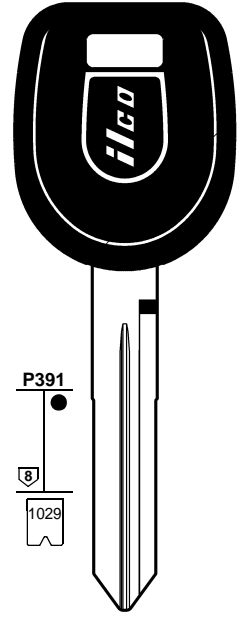


P442  
1029



**EK3P-MIT16**

F..... 1-1571



P391  
1029



**MIT9-PT**

F..... 1-1571



**MIT11RT4**

..... 30010-32009

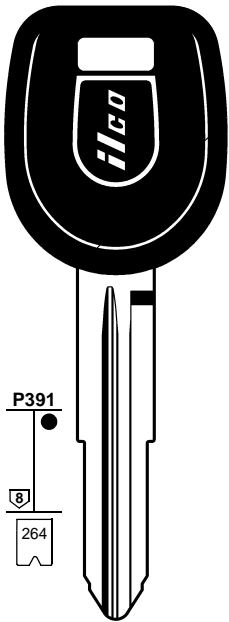


**MIT11RT19**

..... 30010-32009

FOR:  
PER:

# MITSUBISHI

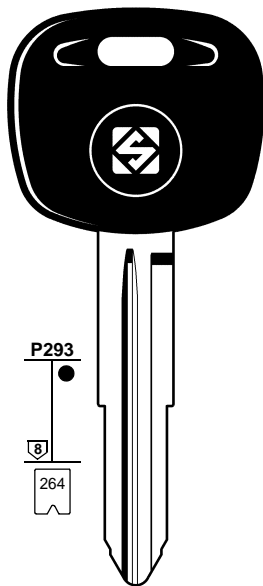


P391  
264



**MIT8-PT**

E..... 5001-7000  
E..... 7001-7700



P293  
264



**MIT8T4**

E..... 5001-7000  
E..... 7001-7700

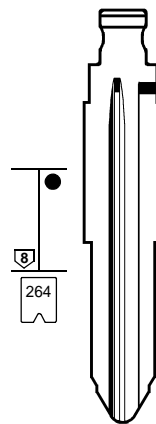


P443  
264



**MIT8MH**

E..... 5001-7000  
E..... 7001-7700

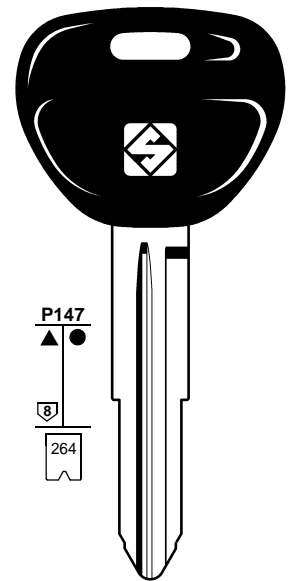


264



**MIT8FH**

E..... 5001-7000  
E..... 7001-7700



P147  
264



**MIT8AP**

E..... 5001-7000  
E..... 7001-7700



















**MIT8TE**

E..... 5001-7000  
E..... 7001-7700



**MIT8T19**

E..... 5001-7000  
E..... 7001-7700

1	2	2a	3	3a	3b	e1+e2		6	42+71	72	43+44a	12	15
						GTI COMPATIBLE		IGNITION 					
CAR MAKE MODEL	FROM	TO	SILCA REF.	SILCA REF.	SILCA REF.	COPY	GEN.	TRANSP. TYPE	FAST COPY PLUS RW4 PLUS FAST COPY/RW4	FAST COPY PLUS RW4 PLUS	FAST COPY RW4	STP	
													
For more info on the uses of car keys, refer to the Silca Electronic Keys Catalogue: 													
<b>mitsubishi</b>													
ECLIPSE	2006	2007	EK3P-MIT16					PH / CR2	46	Y	P-BOX		
ECLIPSE	2008	2012						PH / CR2	46				
ECLIPSE	2008	2012	MIT11RMH	MIT11RTE	MIT11RFH	Y	Y	PH / CR2	46	Y	P-BOX		
ENDEAVOR	2001	2005						TEX / CR	61				
ENDEAVOR	2006	2007						PH / CR2	46				
ENDEAVOR	2006	2007	EK3P-MIT16					PH / CR2	46	Y	P-BOX		
ENDEAVOR	2007	2011	MIT11RMH	MIT11RTE	MIT11RFH	Y	Y	PH / CR2	46	Y	P-BOX		
ENDEAVOR	2007	2011						PH / CR2	46				
EXPRESS	1996		MIT8T4					TEXAS	4C				
EXPRESS	1996		MIT8MH	MIT8TE	MIT8FH	Y	Y	TEXAS	4C	Y	P-BOX		
FOCUS	1998		MIT8T4					TEXAS	4C				
FOCUS	1998		MIT8MH	MIT8TE	MIT8FH	Y	Y	TEXAS	4C	Y	P-BOX		
GALANT	1996	2000	MIT8T4					TEXAS	4C				
GALANT	1996	2000	MIT8MH	MIT8TE	MIT8FH	Y	Y	TEXAS	4C	Y	P-BOX		
GALANT	2000	2002	MIT9-PT					TEX / CR	64				
GALANT	2002	2005	MIT8T19					TEX / CR	61				
GALANT	2002	2005	MIT8MH	MIT8TE	MIT8FH	Y	Y	TEX / CR	61	Y	P-BOX		
GALANT	2006		MIT11RMH	MIT11RTE	MIT11RFH	Y	Y	PH / CR2	46	Y	P-BOX		
GALANT	2006							PH / CR2	46				
GALANT (USA)	2002	2003						TEX / CR	61				
GALANT (USA)	2004	2007						PH / CR2	46				
GALANT (USA)	2004	2007	EK3P-MIT16					PH / CR2	46	Y	P-BOX		
GALANT (USA)	2008	2012	MIT11RMH	MIT11RTE	MIT11RFH	Y	Y	PH / CR2	46	Y	P-BOX		
GALANT (USA)	2008	2012						PH / CR2	46				
GRANDIS	2003							PH / CR2	46				
GRANDIS	2003		MIT11RMH	MIT11RTE	MIT11RFH	Y	Y	PH / CR2	46	Y	P-BOX		
I-MIEV	2010							PH / CR2	46				
I-MIEV	2010		MIT11RMH	MIT11RTE	MIT11RFH	Y	Y	PH / CR2	46	Y	P-BOX		
LANCER	1996	2003	MIT11RT4					TEXAS	4C				
LANCER	1996	2003	MIT11RMH	MIT11RTE	MIT11RFH	Y	Y	TEXAS	4C	Y	P-BOX		
LANCER	2003	2006	MIT11RT19					TEX / CR	61				
LANCER	2003	2006	MIT11RMH	MIT11RTE	MIT11RFH	Y	Y	TEX / CR	61	Y	P-BOX		
LANCER	2006							PH / CR2	46				
LANCER	2006		MIT11RMH	MIT11RTE	MIT11RFH	Y	Y	PH / CR2	46	Y	P-BOX		
LANCER EVO	2003	2006	MIT11RT19					TEX / CR	61				
LANCER SW	1996	2003	MIT11RT4					TEXAS	4C				
LANCER SW	1996	2003	MIT11RMH	MIT11RTE	MIT11RFH	Y	Y	TEXAS	4C	Y	P-BOX		
L200	1999	2002	MIT8-PT					TEX / CR	60				
L200	2002	2006	MIT8MH	MIT8TE	MIT8FH	Y	Y	TEX / CR	61	Y	P-BOX		
L200	2003	2006	MIT8T19					TEX / CR	61				
L200	2006							PH / CR2	46				
L200	2006		MIT8MH	MIT8TE	MIT8FH	Y	Y	PH / CR2	46	Y	P-BOX		
L400	1997		MIT8AP										

FOR:  
PER:

# MITSUBISHI

<b>P322</b>  S232 S24	<b>P443</b>  480 S24 S232 S765 S819 S853 S1001 S1122 S1150 S1356	 480 S24 S232 S765 S819 S853 S1001 S1122 S1150 S1356	<b>P322</b>  S765	<b>P391</b>  264	<b>P293</b>  264
 <b>TOY40BTE</b> .... 1-5000	 <b>TOY40MH</b> .... 1-5000 L..... 0001-1000 G..... 0001-2500 J..... 0001-2500 K..... 0001-2500 P..... 0001-2500 ..... 30001-31200	 <b>TOY40FH</b> .... 1-5000 L..... 0001-1000 J..... 0001-2500	 <b>MIT14BT5</b> ..... 30001-31200	 <b>MIT8-PT</b> E ..... 5001-7000 E ..... 7001-7700	 <b>MIT8T4</b> E ..... 5001-7000 E ..... 7001-7700
	 <b>MIT14BT14</b> ..... 30001-31200			 <b>MIT8T21</b> E ..... 5001-7000 E ..... 7001-7700	 <b>MIT8TE</b> E ..... 5001-7000 E ..... 7001-7700
				 <b>MIT8T19</b> E ..... 5001-7000 E ..... 7001-7700	 <b>MIT8T19</b> E ..... 5001-7000 E ..... 7001-7700

FOR:  
PER:

# MITSUBISHI

<b>P443</b>  264	 264	<b>P293</b>  288	<b>P443</b>  288	 288	 288
 <b>MIT8MH</b> E ..... 5001-7000 E ..... 7001-7700	 <b>MIT8FH</b> E ..... 5001-7000 E ..... 7001-7700	 <b>MIT11RTE</b> ..... 30010-32009	 <b>MIT11RT4</b> ..... 30010-32009	 <b>MIT11RMH</b> ..... 30010-32009	 <b>MIT11RFH</b> ..... 30010-32009
		 <b>MIT11RT19</b> ..... 30010-32009	 <b>MIT11RT21</b> ..... 30010-32009		



1	2	2a	3	3a	3b	e1+e2		6	42+71	72	43+44a	12	15
						GTI COMPATIBLE		IGNITION					
CAR MAKE MODEL	FROM	TO	SILCA REF.	SILCA REF.	SILCA REF.	COPY	GEN.	TRANSP. TYPE	FAST COPY PLUS RW4 PLUS FAST COPY/RW4	FAST COPY PLUS RW4 PLUS	FAST COPY RW4	STP	
For more info on the uses of car keys, refer to the Silca Electronic Keys Catalogue:													
MITSUBISHI													
MAGNA	1996	1999	MIT14BT5					PH	73	Y	Y		
MAGNA	1999	2005	MIT14BT14					PH / CR2	46				
MAGNA	1999	2005	TOY40MH	TOY40BTE	TOY40FH	Y	Y	PH / CR2	46	Y	P-BOX		
MIRAGE	1996	2002	MIT11RMH	MIT11RTE	MIT11RFH	Y	Y	TEXAS	4C	Y	P-BOX		
MIRAGE	1996	2002	MIT11RT4					TEXAS	4C				
MONTERO	1996	2000	MIT8T4					TEXAS	4C				
MONTERO	1996	2000	MIT8MH	MIT8TE	MIT8FH	Y	Y	TEXAS	4C	Y	P-BOX		
MONTERO	2001	2006	MIT8-PT					TEX / CR	60				
MONTERO	2001	2006	MIT8MH	MIT8TE	MIT8FH	Y	Y	TEX / CR	60	Y	P-BOX		
MONTERO	2002	2005	MIT8T19					TEX / CR	61				
MONTERO	2002	2003	MIT8T21					TEX / CR	62				
MONTERO	2002	2005	MIT8MH	MIT8TE	MIT8FH	Y	Y	TEX / CR	61	Y	P-BOX		
MONTERO	2002	2003	MIT8MH	MIT8TE	MIT8FH	Y	Y	TEX / CR	62	Y	P-BOX		
MONTERO IO	2000	2006	MIT11RT19					TEX / CR	61				
MONTERO IO	2000	2006	MIT11RMH	MIT11RTE	MIT11RFH	Y	Y	TEX / CR	61	Y	P-BOX		
MONTERO SPORT	2000	2002	MIT8MH	MIT8TE	MIT8FH	Y	Y	TEX / CR	60	Y	P-BOX		
MONTERO SPORT	2000	2002	MIT8-PT					TEX / CR	60				
MONTERO SPORT	2001	2004	MIT8T21					TEX / CR	62				
MONTERO SPORT	2001	2004	MIT8MH	MIT8TE	MIT8FH	Y	Y	TEX / CR	62	Y	P-BOX		
MONTERO SPORT	2002	2005	MIT8T19					TEX / CR	61				
MONTERO SPORT	2002	2005	MIT8MH	MIT8TE	MIT8FH	Y	Y	TEX / CR	61	Y	P-BOX		
NATIVA	2001	2002	MIT8-PT					TEX / CR	60				
NIMBUS	1998	1999	MIT8T4					TEXAS	4C				
NIMBUS	1998	1999	MIT8MH	MIT8TE	MIT8FH	Y	Y	TEXAS	4C	Y	P-BOX		
NIMBUS	1999	2002						TEX / CR	60				
OUTLANDER	2000	2003	MIT8-PT					TEX / CR	60				
OUTLANDER	2000	2003	MIT8MH	MIT8TE	MIT8FH	Y	Y	TEX / CR	60	Y	P-BOX		
OUTLANDER	2004	2006	MIT11RT19					TEX / CR	61				
OUTLANDER	2004	2006	MIT11RMH	MIT11RTE	MIT11RFH	Y	Y	TEX / CR	61	Y	P-BOX		
OUTLANDER	2006							PH / CR2	46				
OUTLANDER	2006		MIT11RMH	MIT11RTE	MIT11RFH	Y	Y	PH / CR2	46	Y	P-BOX		
PAJERO	1996	2000	MIT8T4					TEXAS	4C				
PAJERO	1996	2000	MIT8MH	MIT8TE	MIT8FH	Y	Y	TEXAS	4C	Y	P-BOX		
PAJERO	2000	2002	MIT8-PT					TEX / CR	60				
PAJERO	2000	2002	MIT8MH	MIT8TE	MIT8FH	Y	Y	TEX / CR	60	Y	P-BOX		
PAJERO	2002	2005	MIT8T19					TEX / CR	61				
PAJERO	2002	2003	MIT8T21					TEX / CR	62				
PAJERO	2002	2003	MIT8MH	MIT8TE	MIT8FH	Y	Y	TEX / CR	62	Y	P-BOX		
PAJERO	2002	2005	MIT8MH	MIT8TE	MIT8FH	Y	Y	TEX / CR	61	Y	P-BOX		
PAJERO	2006							PH / CR2	46				
PAJERO	2006		MIT8MH	MIT8TE	MIT8FH	Y	Y	PH / CR2	46	Y	P-BOX		
PAJERO IO	1999	2004	MIT11RT19					TEX / CR	61				
PAJERO IO	1999	2004	MIT11RMH	MIT11RTE	MIT11RFH	Y	Y	TEX / CR	61	Y	P-BOX		
PAJERO MINI [J]	1999		MIT11RT21					TEX / CR	62				
PAJERO MINI [J]	1999		MIT11RMH	MIT11RTE	MIT11RFH	Y	Y	TEX / CR	62	Y	P-BOX		
PAJERO PININ	1999	2004	MIT11RT21					TEX / CR	62				

FOR:  
PER:

# MITSUBISHI

**P337**  
537  
745

**P462**  
537  
745

**P443**  
537  
745

**P391**  
264

**P293**  
264

**Y164-PT**  
L . . . . 1-3580  
M . . . . 1-2618

**CY24TE** (TE KEY)  
L . . . . 1-3580  
M . . . . 1-2618

**CY24MH** (MH KEY)  
L . . . . 1-3580  
M . . . . 1-2618

**CY24FH** (FH FLIP)  
L . . . . 1-3580  
M . . . . 1-2618  
FT . . . . 1001-3000

**MIT8-PT**  
E . . . . 5001-7000  
E . . . . 7001-7700

**MIT8T4**  
E . . . . 5001-7000  
E . . . . 7001-7700

**MIT8T21**  
E . . . . 5001-7000  
E . . . . 7001-7700

**MIT8TE** (TE KEY)  
E . . . . 5001-7000  
E . . . . 7001-7700

**MIT8T19**  
E . . . . 5001-7000  
E . . . . 7001-7700

FOR:  
PER:

# MITSUBISHI

**P443**  
264

**P293**  
288

**P443**  
288

**P322**  
S765

**MIT8MH** (MH KEY)  
E . . . . 5001-7000  
E . . . . 7001-7700

**MIT8FH** (FH FLIP)  
E . . . . 5001-7000  
E . . . . 7001-7700

**MIT11RTE** (TE KEY) . . . . 30010-32009

**MIT11RT4** . . . . 30010-32009

**MIT11RMH** (MH KEY) . . . . 30010-32009

**MIT11RFH** (FH FLIP) . . . . 30010-32009

**MIT14BT5** . . . . 30001-31200

**MIT11RT19** . . . . 30010-32009

**MIT14BT14** . . . . 30001-31200

1	2	2a	3	3a	3b	e1+e2	6	42+71	72	43+44a	12	15	
						<b>GTI COMPATIBLE</b>	IGNITION						
<b>CAR MAKE MODEL</b>	FROM	TO	SILCA REF.	SILCA REF.	SILCA REF.	COPY	GEN.	TRANSP. TYPE	FAST COPY PLUS RW4 PLUS FAST COPY/RW4	FAST COPY PLUS RW4 PLUS	FAST COPY RW4	STP	
For more info on the uses of car keys, refer to the Silca Electronic Keys Catalogue:													
<b>MITSUBISHI</b>													
PAJERO PININ	1999	2004	MIT11RT19					TEX / CR	61				
PAJERO PININ	1999	2004	MIT11RMH	MIT11RTE	MIT11RFH	Y	Y	TEX / CR	62	Y	P-BOX		
PAJERO PININ	1999	2004	MIT11RMH	MIT11RTE	MIT11RFH	Y	Y	TEX / CR	61	Y	P-BOX		
PAJERO SPORT	1999	2002	MIT8MH	MIT8TE	MIT8FH	Y	Y	TEX / CR	60	Y	P-BOX		
PAJERO SPORT	1999	2002	MIT8-PT					TEX / CR	60				
PAJERO SPORT	2002	2003	MIT8T21					TEX / CR	62				
PAJERO SPORT	2002	2003	MIT8MH	MIT8TE	MIT8FH	Y	Y	TEX / CR	62	Y	P-BOX		
PAJERO SPORT	2002	2006	MIT8T19					TEX / CR	61				
PAJERO SPORT	2002	2006	MIT8MH	MIT8TE	MIT8FH	Y	Y	TEX / CR	61	Y	P-BOX		
RAIDER	2006	2010	Y164-PT					PH / CR2	46				F
RAIDER	2006	2010	CY24MH	CY24TE	CY24FH	Y	Y	PH / CR2	46	Y	P-BOX		
SHOGUN	1996	2000	MIT8T4					TEXAS	4C				
SHOGUN	1996	2000	MIT8MH	MIT8TE	MIT8FH	Y	Y	TEXAS	4C	Y	P-BOX		
SHOGUN	2000	2002	MIT8-PT					TEX / CR	60				
SHOGUN	2000	2002	MIT8MH	MIT8TE	MIT8FH	Y	Y	TEX / CR	60	Y	P-BOX		
SHOGUN	2002	2003	MIT8T21					TEX / CR	62				
SHOGUN	2002	2005	MIT8T19					TEX / CR	61				
SHOGUN	2002	2003	MIT8MH	MIT8TE	MIT8FH	Y	Y	TEX / CR	62	Y	P-BOX		
SHOGUN	2002	2005	MIT8MH	MIT8TE	MIT8FH	Y	Y	TEX / CR	61	Y	P-BOX		
SHOGUN PININ	1999	2004	MIT11RT19					TEX / CR	61				
SHOGUN PININ	1999	2004	MIT11RMH	MIT11RTE	MIT11RFH	Y	Y	TEX / CR	61	Y	P-BOX		
SHOGUN SPORT	1999	2002	MIT8-PT					TEX / CR	60				
SHOGUN SPORT	1999	2002	MIT8MH	MIT8TE	MIT8FH	Y	Y	TEX / CR	60	Y	P-BOX		
SHOGUN SPORT	2002	2003	MIT8T21					TEX / CR	62				
SHOGUN SPORT	2002	2003	MIT8MH	MIT8TE	MIT8FH	Y	Y	TEX / CR	62	Y	P-BOX		
SPACE GEAR	1996		MIT8T4					TEXAS	4C				
SPACE GEAR	1996		MIT8MH	MIT8TE	MIT8FH	Y	Y	TEXAS	4C	Y	P-BOX		
SPACE RUNNER	1998	1999	MIT8T4					TEXAS	4C				
SPACE RUNNER	1998	1999	MIT8MH	MIT8TE	MIT8FH	Y	Y	TEXAS	4C	Y	P-BOX		
SPACE RUNNER	1999	2005	MIT8T19					TEX / CR	61				

FOR:  
PER:

# MITSUBISHI

**P322**  
S232  
S24

**P443**  
480  
S24  
S232  
S765  
S819  
S853  
S1001  
S1122  
S1150  
S1356

**P391**  
480  
S24  
S232  
S765  
S819  
S853  
S1001  
S1122  
S1150  
S1356

**P293**  
264

**P443**  
264

**TE KEY**  
**TOY40BTE**  
..... 1-5000

**MH KEY**  
**TOY40MH**  
..... 1-5000  
L..... 0001-1000  
G..... 0001-2500  
J..... 0001-2500  
K..... 0001-2500  
P..... 0001-2500  
..... 30001-31200

**FH FLIP**  
**TOY40FH**  
..... 1-5000  
L..... 0001-1000  
J..... 0001-2500

**MIT8-PT**  
E..... 5001-7000  
E..... 7001-7700

**TE KEY**  
**MIT8T4**  
E..... 5001-7000  
E..... 7001-7700

**TE KEY**  
**MIT8T19**  
E..... 5001-7000  
E..... 7001-7700

**MH KEY**  
**MIT8MH**  
E..... 5001-7000  
E..... 7001-7700

**TE KEY**  
**MIT8TE**  
E..... 5001-7000  
E..... 7001-7700

FOR:  
PER:

# MITSUBISHI

# MOSKVITCH

# NISSAN

**P322**  
S765

**1499**  
23  
26

**P395**  
607  
Master

**607**

**TE KEY**  
**MIT14BT5**  
..... 30001-31200

**TE KEY**  
**MIT14BT14**  
..... 30001-31200

**NE20NP**  
..... A/Z 04689  
..... A/Z 12357  
A/Z ..... 12357  
A/Z ..... A/Z 12357

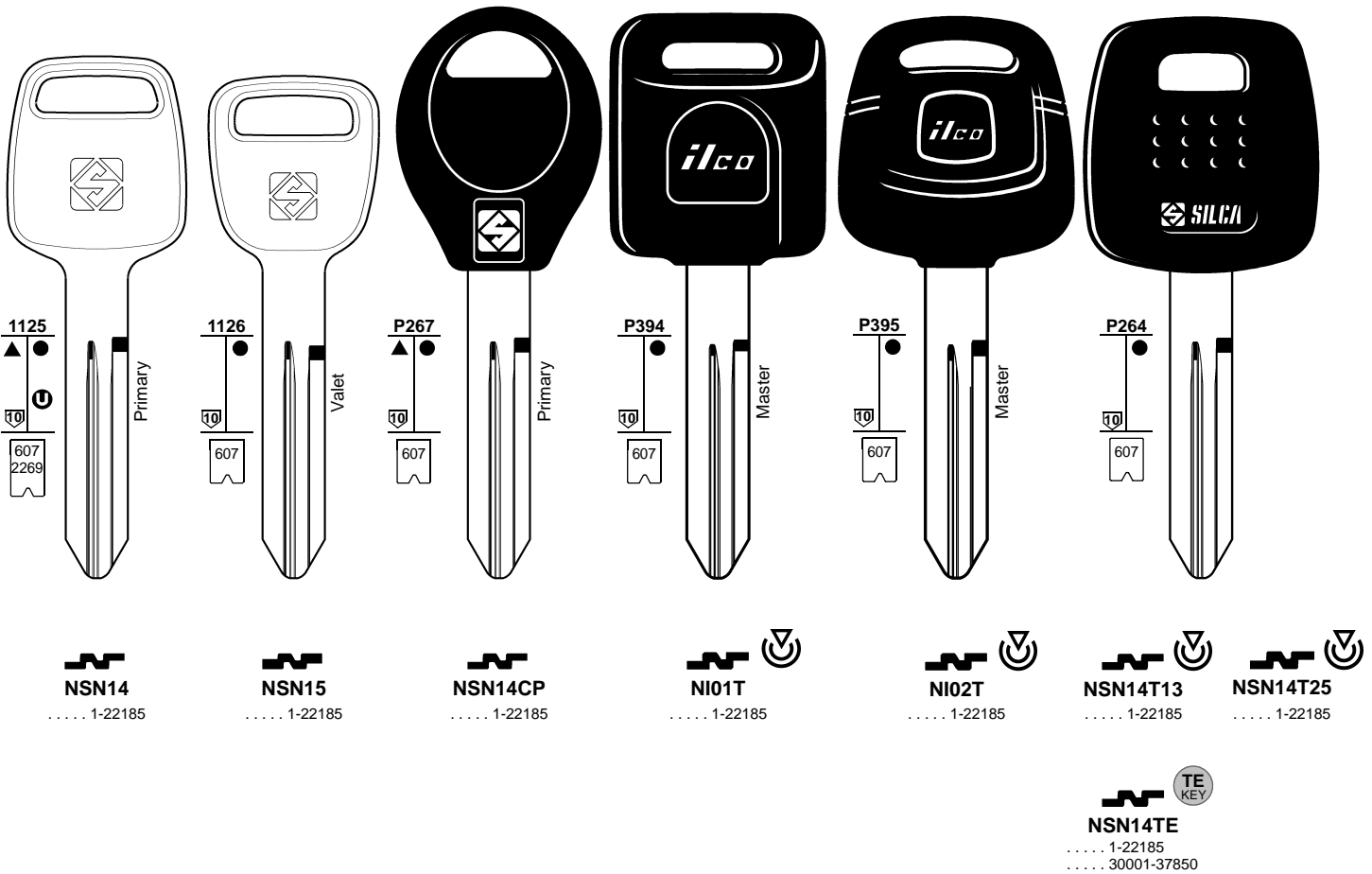
**NI02T**  
..... 1-22185

**NSN14AT25**  
..... 1-22185



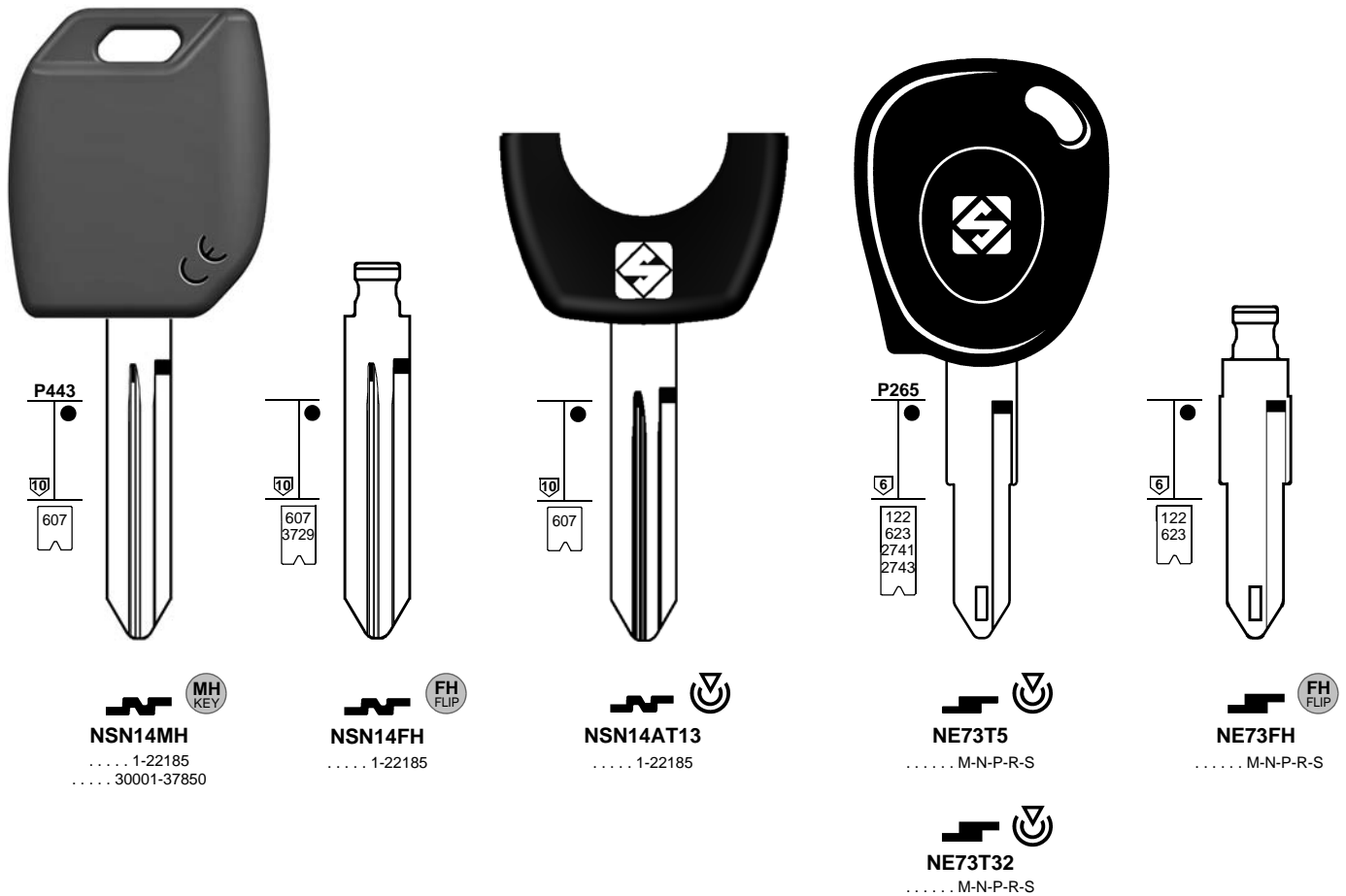
FOR:  
PER:

# NISSAN



FOR:  
PER:

# NISSAN

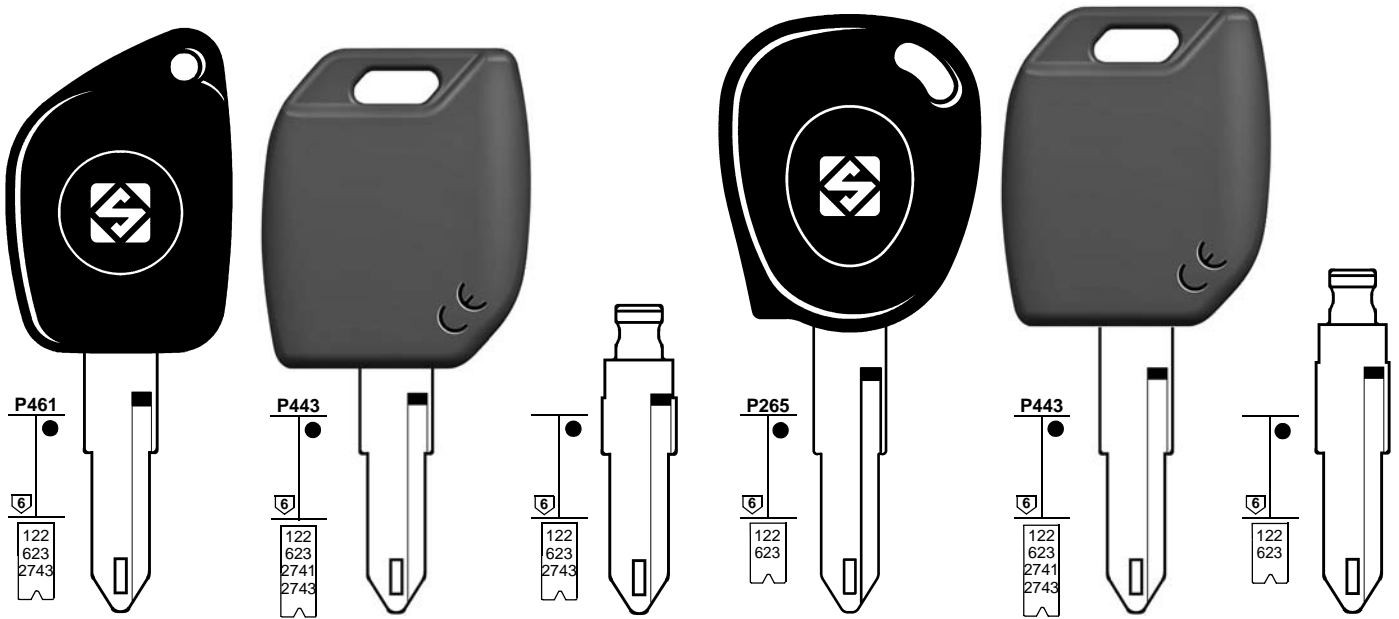


NEIMAN - VALEO



FOR:  
PER:

# NISSAN



**NE72ATE**  
TE KEY

..... 1/9 . . A/Z/A/Z MNPRS  
..... 0/90/9 MNPRS  
..... 1/9 . . A/Z MNPRS  
..... 1/9 . . A/Z MNPRS  
..... 1/9 . . A/Z MNPRS  
..... 1/9 . . A/Z/A/Z MNPRS  
..... 1/9 . . A/Z MNPRS  
..... 1/9 . . A/Z MNPRS  
..... 1/9 . . A/Z MNPRS  
..... 1/9 . . A/Z MNPRS

**NE72MH**  
MH KEY

..... M-N-P-R-S  
..... 0/90/9 MNPRS  
..... 1/9 . . A/Z MNPRS  
..... 1/9 . . A/Z MNPRS  
..... 1/9 . . A/Z MNPRS  
..... 1/9 . . A/Z/A/Z MNPRS  
..... 1/9 . . A/Z MNPRS  
..... 1/9 . . A/Z MNPRS  
..... 1/9 . . A/Z MNPRS  
..... 1/9 . . A/Z MNPRS

**NE72FH**  
FH FLIP

..... 1/9 . . A/Z/A/Z MNPRS  
..... 0/90/9 MNPRS  
..... 1/9 . . A/Z MNPRS  
..... 1/9 . . A/Z MNPRS  
..... 1/9 . . A/Z MNPRS  
..... 1/9 . . A/Z/A/Z MNPRS  
..... 1/9 . . A/Z MNPRS  
..... 1/9 . . A/Z MNPRS  
..... 1/9 . . A/Z MNPRS  
..... 1/9 . . A/Z MNPRS

**NE73TE**  
TE KEY

..... M-N-P-R-S

**NE73MH**  
MH KEY

..... M-N-P-R-S

**NE73FH**  
FH FLIP

..... M-N-P-R-S

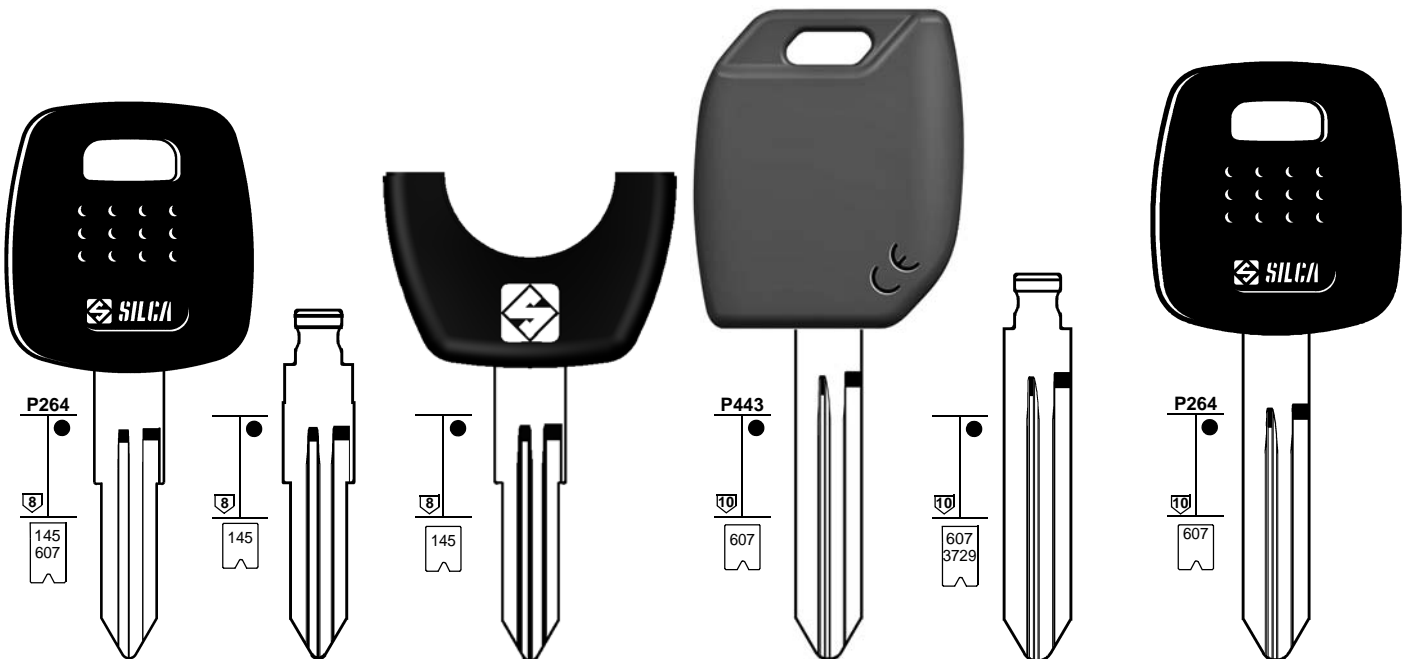
VALEO

VALEO

VALEO

FOR:  
PER:

# NISSAN



**NSN11T2**  
TE KEY

X . . . . 1-8000  
X . . . . 1-22185  
X . . . . 30001-37850  
X . . . . 8001-9000

**NSN11FH**  
FH FLIP

X . . . . 1-8000  
X . . . . 8001-9000

**NSN11AT25**  
FH FLIP

X . . . . 1-8000  
X . . . . 8001-9000

**NSN14MH**  
MH KEY

..... 1-22185  
..... 30001-37850

**NSN14FH**  
FH FLIP

..... 1-22185

**NSN14TE**  
TE KEY

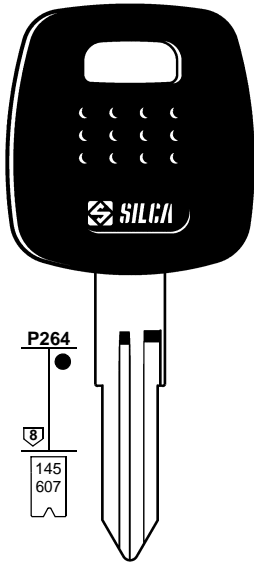
..... 1-22185  
..... 30001-37850



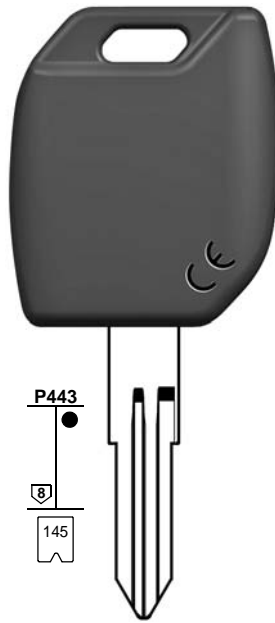


FOR:  
PER:

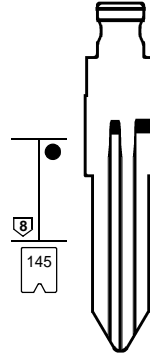
# NISSAN



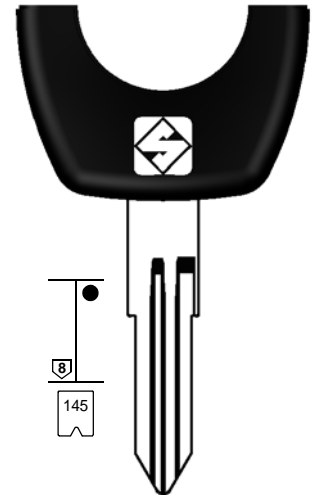
**NSN11T25**  
X . . . . 1-8000  
X . . . . 8001-9000



**NSN11MH**  
X . . . . 1-8000  
X . . . . 8001-9000



**NSN11FH**  
X . . . . 1-8000  
X . . . . 8001-9000



**NSN11AT25**  
X . . . . 1-8000  
X . . . . 8001-9000

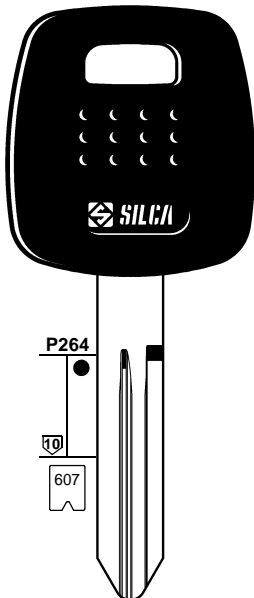
**NSN11TE**  
X . . . . 1-8000  
X . . . . 8001-9000

**NSN11T13**  
X . . . . 1-8000  
X . . . . 8001-9000

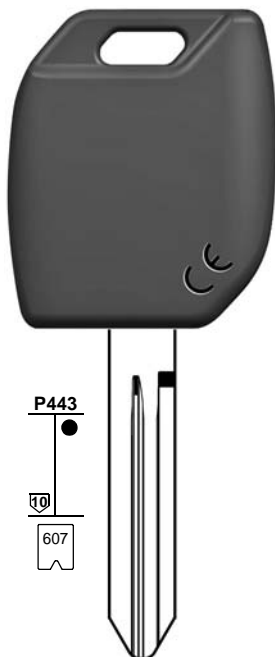
**NSN11AT13**  
X . . . . 1-8000  
X . . . . 8001-9000

FOR:  
PER:

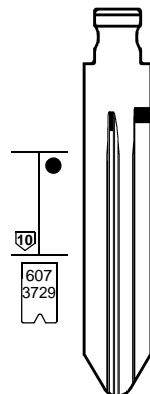
# NISSAN



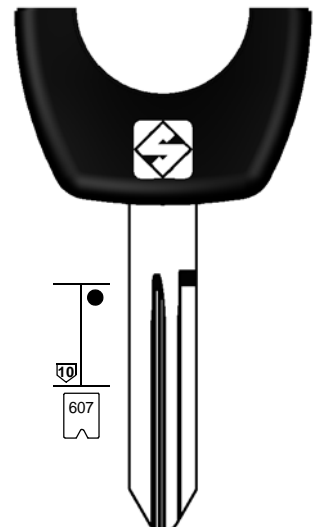
**NSN14T13**  
..... 1-22185



**NSN14MH**  
..... 1-22185  
..... 30001-37850



**NSN14FH**  
..... 1-22185



**NSN14AT13**  
..... 1-22185

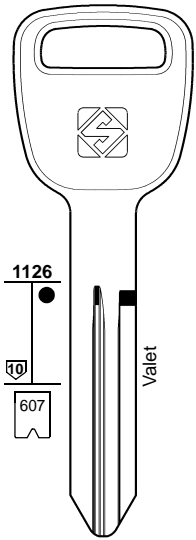
**NSN14TE**  
..... 1-22185  
..... 30001-37850

**NSN14AT25**  
..... 1-22185

1	2	2a	3	3a	3b	e1+e2		6	42+71	72	43+44a	12	15
						GTI COMPATIBLE		IGNITION					
CAR MAKE MODEL	FROM	TO	SILCA REF.	SILCA REF.	SILCA REF.	COPY	GEN.	TRANSP. TYPE	FAST COPY PLUS RW4 PLUS FAST COPY/RW4	FAST COPY PLUS RW4 PLUS	FAST COPY RW4	STP	
For more info on the uses of car keys, refer to the Silca Electronic Keys Catalogue:													
<b>NISSAN</b>													
MAXIMA	2000	2003	NSN11T25	NSN11TE	NSN11FH			PH / CR	41	Y	Y		
MICRA	1996	1998	NSN11T2		NSN11FH			PH	33	Y	Y	N-N	
MICRA	1998	2000	NSN11T25	NSN11TE	NSN11FH			PH / CR	41	Y	Y		
MICRA	1998	2000	NSN11AT25					PH / CR	41	Y	Y		
MICRA	2000	2003	NSN11T13					TEX / CR	60				
MICRA	2000	2003	NSN11AT13					TEX / CR	60				
MICRA	2000	2003	NSN11MH	NSN11TE	NSN11FH	Y	Y	TEX / CR	60	Y		P-BOX	
MICRA	2003		SMARTKEY					TEX / CR	XX				
MICRA	2003							PH / CR2	46				
MICRA	2003		NSN14MH	NSN14TE	NSN14FH	Y		PH / CR2	46	Y		P-BOX	
MICRA MARCH [J]	1996	1998	NSN11T2		NSN11FH			PH	33	Y	Y	N-N	
MICRA MARCH [J]	1998	2000	NSN11T25	NSN11TE	NSN11FH			PH / CR	41	Y	Y		
MICRA MARCH [J]	1998	2000	NSN11AT25					PH / CR	41	Y	Y		
MICRA MARCH [J]	2000	2003	NSN11AT13					TEX / CR	60				
MICRA MARCH [J]	2000	2003	NSN11T13					TEX / CR	60				
MICRA MARCH [J]	2000	2003	NSN11MH	NSN11TE	NSN11FH	Y	Y	TEX / CR	60	Y		P-BOX	
MICRA VAN	1998	2000	NSN11T25	NSN11TE	NSN11FH			PH / CR	41	Y	Y		
MICRA VAN	1998	2000	NSN11AT25					PH / CR	41	Y	Y		
MICRA VAN	2000	2003	NSN11T13					TEX / CR	60				
MICRA VAN	2000	2003	NSN11AT13					TEX / CR	60				
MICRA VAN	2000	2003	NSN11MH	NSN11TE	NSN11FH	Y	Y	TEX / CR	60	Y		P-BOX	
MURANO	2003	2007	NSN14AT13					TEX / CR	XX				
MURANO	2003	2007	NSN14T13					TEX / CR	XX				
MURANO	2003	2007	NSN14MH	NSN14TE	NSN14FH	Y	Y	TEX / CR	XX	Y		P-BOX	
MURANO	2009		SMARTKEY					PH / CR2	46				
NAVARA	2000	2003	NSN14T25	NSN14TE	NSN14FH			PH / CR	41	Y	Y		
NAVARA	2000	2003	NSN14AT25					PH / CR	41	Y	Y		
NAVARA	2003	2005	NSN14AT13					TEX / CR	60				
NAVARA	2003	2005	NSN14T13					TEX / CR	60				
NAVARA	2003	2005	NSN14T13					TEX / CR	XX				
NAVARA	2003	2005	NSN14AT13					TEX / CR	XX				
NAVARA	2003	2005	NSN14MH	NSN14TE	NSN14FH	Y	Y	TEX / CR	60	Y		P-BOX	
NAVARA	2003	2005	NSN14MH	NSN14TE	NSN14FH	Y	Y	TEX / CR	XX	Y		P-BOX	
NAVARA	2005							PH / CR2	46				
NAVARA	2005		NSN14MH	NSN14TE	NSN14FH	Y		PH / CR2	46	Y		P-BOX	
NOTE	2006							PH / CR2	46				
NOTE	2006		SMARTKEY					TEX / CR	XX				
NOTE	2006		NSN14MH	NSN14TE	NSN14FH	Y		PH / CR2	46	Y		P-BOX	
NP300	2010							PH / CR2	46				
NP300	2010		NSN14MH	NSN14TE	NSN14FH	Y		PH / CR2	46	Y		P-BOX	
NV400	2011							PH / CR2	46				

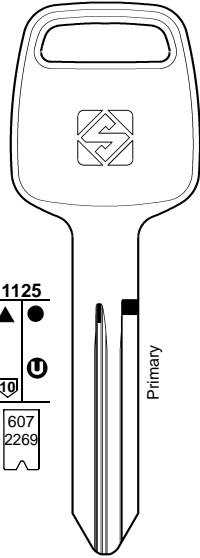
FOR:  
PER:

# NISSAN



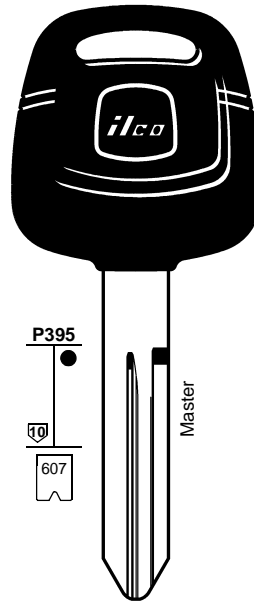
**NSN15**

..... 1-22185



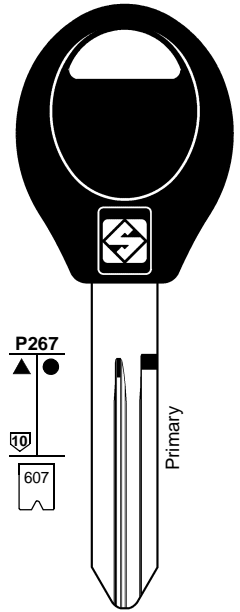
**NSN14**

..... 1-22185



**NI02T**

..... 1-22185

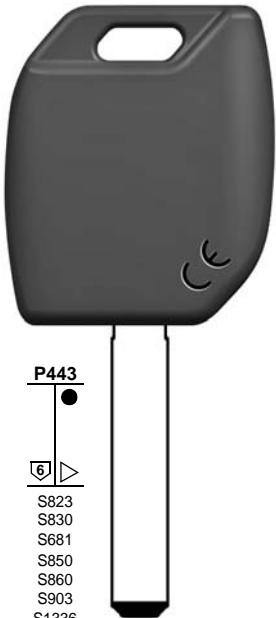


**NSN14CP**

..... 1-22185

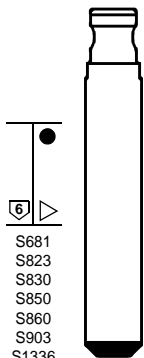
FOR:  
PER:

# NISSAN



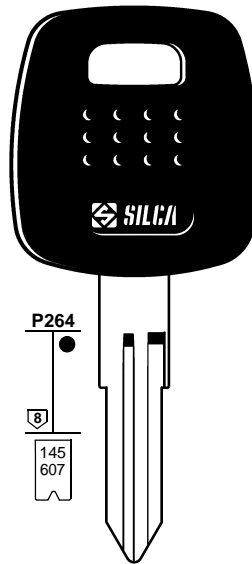
**VA6MH**

..... 1234Q5678H  
..... ABCDEF  
..... 12897-A9999



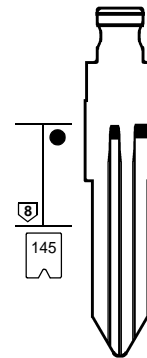
**VA6FH**

..... 12897-A9999  
..... ABCDEF  
..... 1234Q5678H



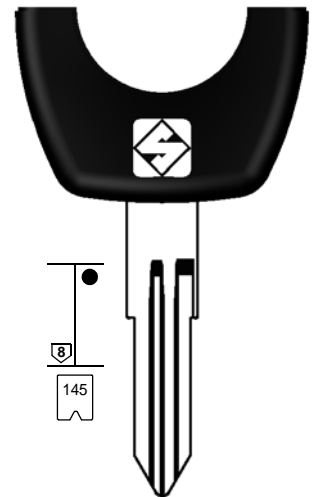
**NSN11T2**

X ..... 1-8000  
..... 1-22185  
..... 30001-37850  
X ..... 8001-9000



**NSN11T25**

X ..... 1-8000  
X ..... 8001-9000



**NSN11FH**

X ..... 1-8000  
X ..... 8001-9000



**NSN11AT25**

X ..... 1-8000  
X ..... 8001-9000



**NSN11TE**

X ..... 1-8000  
X ..... 8001-9000

HUF - VALEO

1	2	2a	3	3a	3b	e1+e2	6	42+71	72	43+44a	12	15		
						<b>GTI COMPATIBLE</b>		<b>IGNITION</b>						
CAR MAKE MODEL	FROM	TO	SILCA REF.	SILCA REF.	SILCA REF.	COPY	GEN.	TRANSP. TYPE	FAST COPY PLUS RW4 PLUS FAST COPY/RW4	FAST COPY PLUS RW4 PLUS	FAST COPY RW4	STP		

For more info on the uses of car keys, refer to the Silca Electronic Keys Catalogue:

**NISSAN**

NV400	2011		VA6MH		VA6FH	Y	Y	PH / CR2	46	Y	P-BOX		
NX ALMERA	1995	1998	NSN11T2		NSN11FH			PH	33	Y	Y	N-N	
NX ALMERA	1998	2000	NSN11T25	NSN11TE	NSN11FH			PH / CR	41	Y	Y		
NX ALMERA	1998	2000	NSN11AT25					PH / CR	41	Y	Y		
PATHFINDER	1996	1999	NSN14										
PATHFINDER	1996	1999	NSN15										
PATHFINDER	1996	1999	NSN14CP										
PATHFINDER	1999	2004	NI02T					TEX / CR	60				
PATHFINDER	2005							PH / CR2	46				


FOR:  
PER:


# NISSAN



P264



 **NSN14T13**  
..... 1-22185

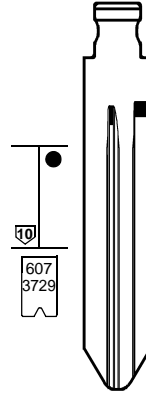
 **NSN14T25**  
..... 1-22185



P443



 **NSN14MH**  
..... 1-22185  
..... 30001-37850



 **NSN14FH**  
..... 1-22185



P607



 **NSN14AT13**  
..... 1-22185

 **NSN14TE**  
..... 1-22185  
..... 30001-37850

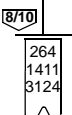
 **NSN14AT25**  
..... 1-22185


FOR:  
PER:

# NISSAN



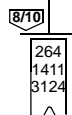
P361




 **HU133RT14**  
..... 50001-51308  
U ..... 1-2000  
IP ..... 5001-6308



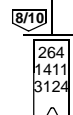
P460




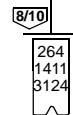
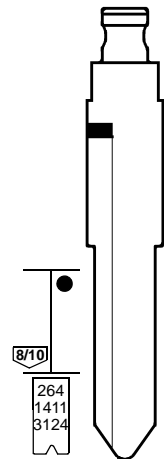
 **HU133RTE**  
..... 50001-51308  
U ..... 1-2000  
IP ..... 5001-6308




P443



 **HU133RMH**  
..... 50001-51308  
U ..... 1-2000  
IP ..... 5001-6308



 **HU133RFH**  
..... 50001-51308  
U ..... 1-2000  
IP ..... 5001-6308

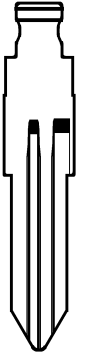

HUF

HUF



FOR:  
PER:

# NISSAN



P265

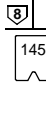

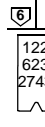
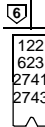
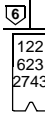
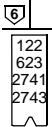
P461

P443

P264

P264

P264



**NE73T32**

..... M-N-P-R-S



**NE72ATE**

..... 1/9 . . A/Z/AZ MNPRS  
..... 0/90/9 MNPRS  
..... 1/9 . . A/Z MNPRS  
..... 1/9 . . A/Z MNPRS  
..... 1/9 . . A/Z MNPRS  
..... 1/9 . . A/Z MNPRS  
..... 1/9 . . A/Z MNPRS  
..... 1/9 . . A/Z MNPRS



**NE72MH**

..... M-N-P-R-S  
..... 0/90/9 MNPRS  
..... 1/9 . . A/Z MNPRS  
..... 1/9 . . A/Z MNPRS  
..... 1/9 . . A/Z/AZ MNPRS  
..... 1/9 . . A/Z MNPRS  
..... 1/9 . . A/Z MNPRS  
..... 1/9 . . A/Z MNPRS  
..... 1/9 . . A/Z MNPRS



**NE72FH**

..... 1/9 . . A/Z/AZ MNPRS  
..... 0/90/9 MNPRS  
..... 1/9 . . A/Z MNPRS  
..... 1/9 . . A/Z MNPRS  
..... 1/9 . . A/Z MNPRS  
..... 1/9 . . A/Z MNPRS  
..... 1/9 . . A/Z MNPRS  
..... 1/9 . . A/Z MNPRS



**NSN11T2**

X . . . . 1-8000  
..... 1-22185  
..... 30001-37850  
X . . . . 8001-9000



**NSN11FH**

X . . . . 1-8000  
X . . . . 8001-9000

VALEO

VALEO

VALEO

FOR:  
PER:

# NISSAN



P264

P443

P264

P264

10

10

10

10

607

607

607  
3729

607



**NSN14T13**

..... 1-22185



**NSN14T25**

..... 1-22185



**NSN14MH**

..... 1-22185  
..... 30001-37850




**NSN14FH**

..... 1-22185



**NSN14AT13**

..... 1-22185



**NSN14TE**

..... 1-22185  
..... 30001-37850



**NSN14T5**

..... 1-22185



















**NSN14AT25**

..... 1-22185



1	2	2a	3	3a	3b	e1+e2	6	42+71	72	43+44a	12	15
---	---	----	---	----	----	-------	---	-------	----	--------	----	----

						<b>GTI COMPATIBLE</b>		<b>IGNITION</b>				
								  				

CAR MAKE MODEL	FROM	TO	SILCA REF.	SILCA REF.	SILCA REF.	COPY	GEN.	TRANSP. TYPE	FAST COPY PLUS RW4 PLUS FAST COPY/RW4	FAST COPY PLUS RW4 PLUS	FAST COPY RW4	STP
												

For more info on the uses of car keys, refer to the Silca Electronic Keys Catalogue:

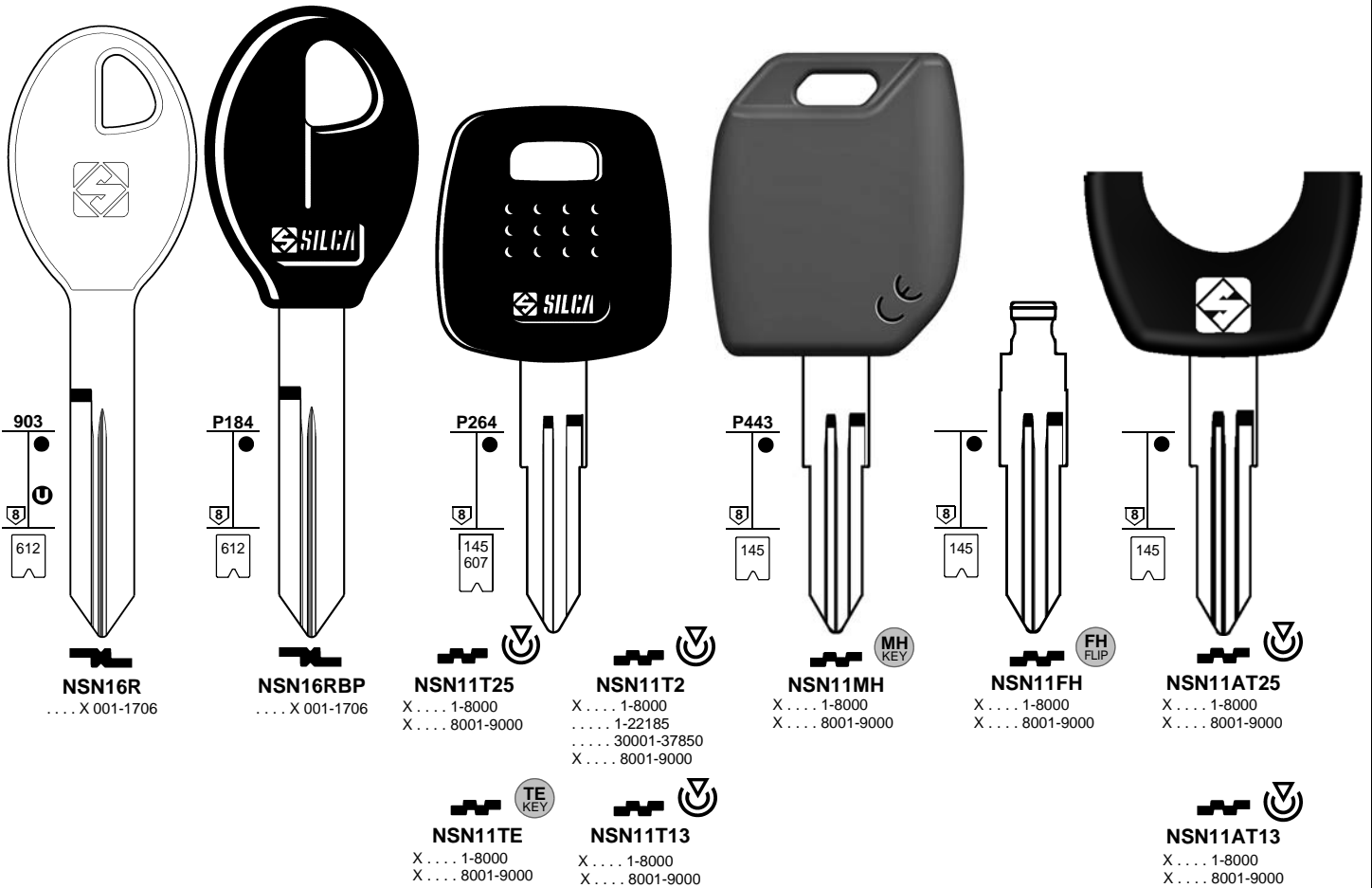


### NISSAN

PRIMASTAR	2003		NE73T32					PH / CR2	46			
PRIMASTAR	2003		NE72MH	NE72ATE	NE72FH	Y	Y	PH / CR2	46	Y	P-BOX	
PRIMERA	1995	1996	NSN11T2		NSN11FH			PH	33	Y	Y	N-N
PRIMERA	1997	1998	NSN14T5	NSN14TE	NSN14FH			PH	33	Y	Y	N-N
PRIMERA	1998	2000	NSN14AT13					TEX / CR	60			
PRIMERA	1998	2000	NSN14T13					TEX / CR	60			
PRIMERA	1998	2000	NSN14MH	NSN14TE	NSN14FH	Y	Y	TEX / CR	60	Y	P-BOX	
PRIMERA	2000	2002	NSN14AT25					PH / CR	41	Y	Y	
PRIMERA	2000	2002	NSN14T25	NSN14TE	NSN14FH			PH / CR	41	Y	Y	
PRIMERA	2002	2008						PH / CR2	46			
PRIMERA	2002	2008	NSN14MH	NSN14TE	NSN14FH	Y		PH / CR2	46	Y	P-BOX	
PULSAR	1995	1996	NSN11T2		NSN11FH			PH	33	Y	Y	N-N
PULSAR	1997	1998	NSN14T5	NSN14TE	NSN14FH			PH	33	Y	Y	N-N
PULSAR	1998	2000	NSN14AT13					TEX / CR	60			
PULSAR	1998	2000	NSN14T13					TEX / CR	60			
PULSAR	1998	2000	NSN14MH	NSN14TE	NSN14FH	Y	Y	TEX / CR	60	Y	P-BOX	
PULSAR	2000	2004	NSN14T25	NSN14TE	NSN14FH			PH / CR	41	Y	Y	
PULSAR	2000	2004	NSN14AT25					PH / CR	41	Y	Y	
QASHQAI	2007							PH / CR2	46			
QASHQAI	2007		SMARTKEY					TEX / CR	XX			
QASHQAI	2007		NSN14MH	NSN14TE	NSN14FH	Y		PH / CR2	46	Y	P-BOX	

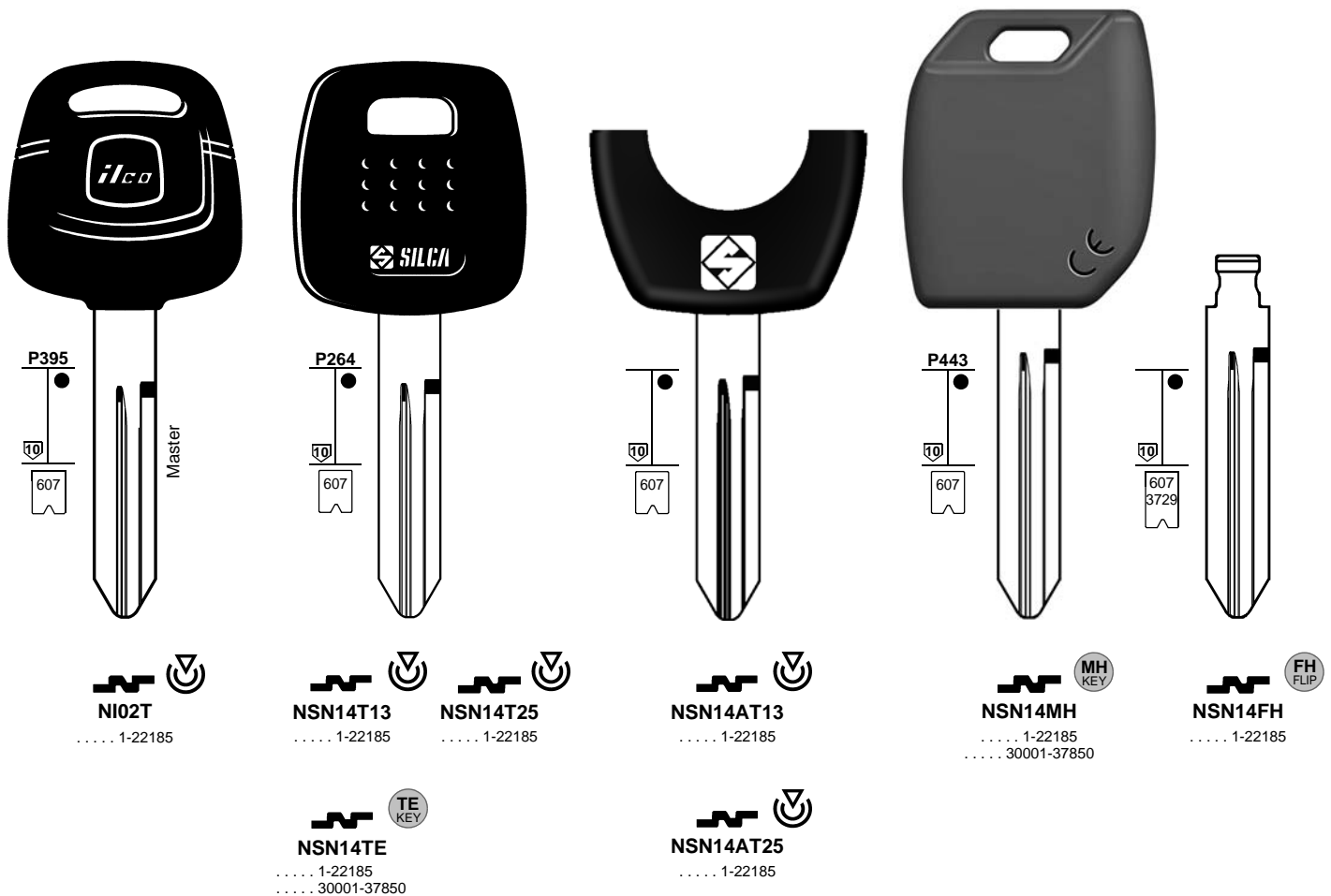
FOR:  
PER:





















# NISSAN



FOR:  
PER:

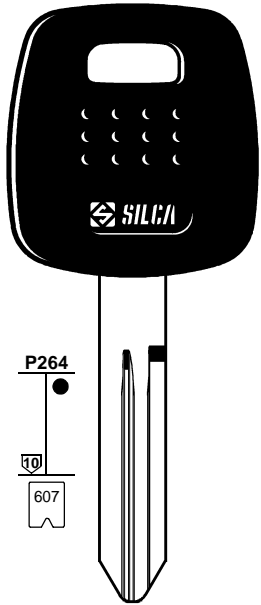
# NISSAN



1	2	2a	3	3a	3b	e1+e2	6	42+71	72	43+44a	12	15
						GTI COMPATIBLE		IGNITION   				
CAR MAKE MODEL	FROM	TO	SILCA REF.	SILCA REF.	SILCA REF.	COPY	GEN.	TRANSP. TYPE	FAST COPY PLUS RW4 PLUS FAST COPY/RW4	FAST COPY PLUS RW4 PLUS	FAST COPY RW4	STP
												
For more info on the uses of car keys, refer to the Silca Electronic Keys Catalogue:    												
<b>NISSAN</b>												
QUEST	1996	2003	NSN16R									
QUEST	1996	2003	NSN16RBP									
SENTRA	2000	2006	NI02T					TEX / CR	60			
SERENA	1996	1999	NSN11T2		NSN11FH			PH	33	Y	Y	N-N
SUNNY [J]	1996	1998	NSN11T2		NSN11FH			PH	33	Y	Y	N-N
TERRANO II	1995	1998	NSN11T2		NSN11FH			PH	33	Y	Y	N-N
TERRANO II	1998	2001	NSN11T25	NSN11TE	NSN11FH			PH / CR	41	Y	Y	
TERRANO II	1998	2001	NSN11AT25					PH / CR	41	Y	Y	
TERRANO II	2002	2006	NSN11T13					TEX / CR	60			
TERRANO II	2002	2006	NSN11AT13					TEX / CR	60			
TERRANO II	2002	2006	NSN11MH	NSN11TE	NSN11FH	Y	Y	TEX / CR	60	Y	P-BOX	
VANETTE	2000		NSN11T13					TEX / CR	60			
VANETTE	2000		NSN11AT13					TEX / CR	60			
VANETTE	2000		NSN11MH	NSN11TE	NSN11FH	Y	Y	TEX / CR	60	Y	P-BOX	
VANETTE CARGO	1996	1999	NSN11T2		NSN11FH			PH	33	Y	Y	N-N
VANETTE CARGO	1999	2000	NSN11AT25					PH / CR	41	Y	Y	
VANETTE CARGO	1999	2000	NSN11T25	NSN11TE	NSN11FH			PH / CR	41	Y	Y	
VANETTE CARGO	2000		NSN11AT13					TEX / CR	60			
VANETTE CARGO	2000		NSN11T13					TEX / CR	60			
VANETTE CARGO	2000		NSN11MH	NSN11TE	NSN11FH	Y	Y	TEX / CR	60	Y	P-BOX	
XTERRA	2000	2004	NSN14T13					TEX / CR	60			
XTERRA	2000	2004	NSN14MH	NSN14TE	NSN14FH	Y	Y	TEX / CR	60	Y	P-BOX	
X-TRAIL	2001	2003	NSN14AT13					TEX / CR	60			
X-TRAIL	2001	2003	NSN14T13					TEX / CR	60			
X-TRAIL	2001	2003	NSN14MH	NSN14TE	NSN14FH	Y	Y	TEX / CR	60	Y	P-BOX	
X-TRAIL	2004		NSN14T13					TEX / CR	XX			
X-TRAIL	2004		NSN14AT13					TEX / CR	XX			
X-TRAIL	2004		NSN14MH	NSN14TE	NSN14FH	Y	Y	TEX / CR	XX	Y	P-BOX	
X-TRAIL [J]	1998	2000	NSN14T25	NSN14TE	NSN14FH			PH / CR	41	Y	Y	
X-TRAIL [J]	1998	2000	NSN14AT25					PH / CR	41	Y	Y	

FOR:  
PER:

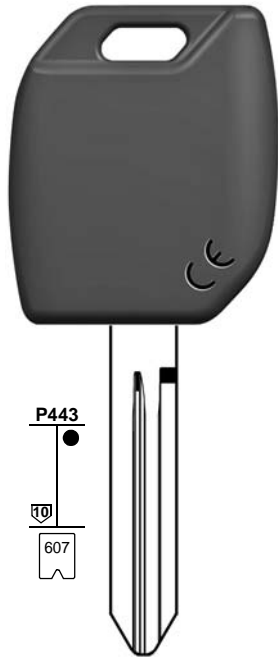
# NISSAN USA



P264  
607

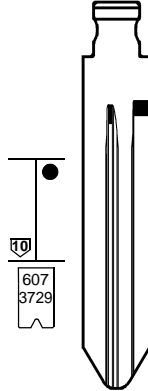
**NSN14T14**  
..... 1-22185

**NSN14TE**  
..... 1-22185  
..... 30001-37850



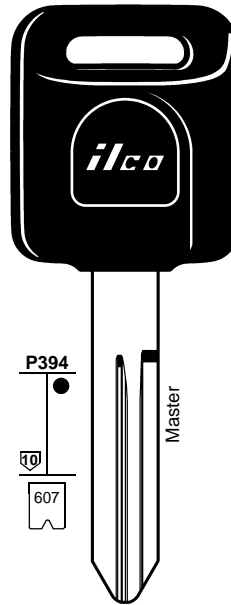
P443  
607

**NSN14MH**  
..... 1-22185  
..... 30001-37850



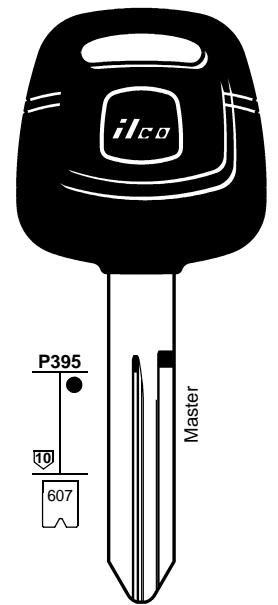
607  
3729

**NSN14FH**  
..... 1-22185



P394  
607

**NI01T**  
..... 1-22185

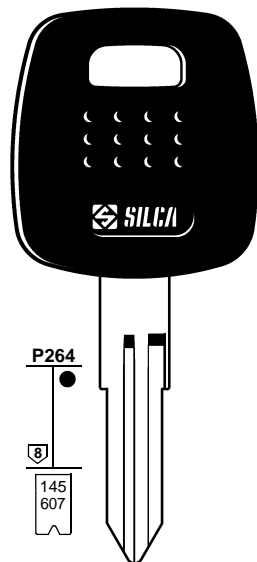


P395  
607

**NI02T**  
..... 1-22185

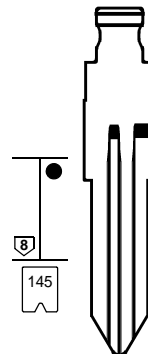
FOR:  
PER:

# NISSAN USA



P264  
145  
607

**NSN11T2**  
X ..... 1-8000  
..... 1-22185  
..... 30001-37850  
X ..... 8001-9000



145

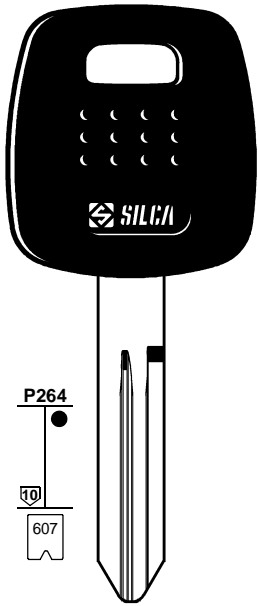
**NSN11FH**  
X ..... 1-8000  
X ..... 8001-9000

VALEO

1	2	2a	3	3a	3b	e1+e2		6	42+71	72	43+44a	12	15
						GTI COMPATIBLE		IGNITION					
CAR MAKE MODEL	FROM	TO	SILCA REF.	SILCA REF.	SILCA REF.	COPY	GEN.	TRANSP. TYPE	FAST COPY PLUS RW4 PLUS FAST COPY/RW4	FAST COPY PLUS RW4 PLUS	FAST COPY RW4	STP	
For more info on the uses of car keys, refer to the Silca Electronic Keys Catalogue:													
<b>NISSAN USA</b>													
350Z	2003	2009	NSN14T14					PH / CR2	46				
350Z	2003	2009	NSN14MH	NSN14TE	NSN14FH	Y	Y	PH / CR2	46	Y	P-BOX		
ALTIMA	2000	2004	NI01T					TEX / CR	60				
ALTIMA	2005	2006	NSN14T14					PH / CR2	46				
ALTIMA	2005	2006	NSN14MH	NSN14TE	NSN14FH	Y	Y	PH / CR2	46	Y	P-BOX		
ALTIMA	2007		SMARTKEY					PH / CR2	46				
ARMADA	2004		NSN14T14					PH / CR2	46				
ARMADA	2004		NSN14MH	NSN14TE	NSN14FH	Y	Y	PH / CR2	46	Y	P-BOX		
ARMADA	2008		SMARTKEY					PH / CR2	46				
CUBE	2009		SMARTKEY					PH / CR2	46				
CUBE	2009		NSN14T14					PH / CR2	46				
CUBE	2009		NSN14MH	NSN14TE	NSN14FH	Y	Y	PH / CR2	46	Y	P-BOX		
FRONTIER	2002	2005	NI02T					TEX / CR	60				
FRONTIER	2002	2005	NSN14MH	NSN14TE	NSN14FH	Y	Y	TEX / CR	60	Y	P-BOX		
FRONTIER	2005		NSN14T14					PH / CR2	46				
FRONTIER	2005		NSN14MH	NSN14TE	NSN14FH	Y	Y	PH / CR2	46	Y	P-BOX		
JUKE	2011		SMARTKEY					PH / CR2	46				
JUKE	2011		NSN14T14					PH / CR2	46				
JUKE	2011		NSN14MH	NSN14TE	NSN14FH	Y	Y	PH / CR2	46	Y	P-BOX		
LIVINA	2007		NSN14T14					PH / CR2	46				
LIVINA	2007		SMARTKEY					PH / CR2	46				
LIVINA	2007		NSN14MH	NSN14TE	NSN14FH	Y	Y	PH / CR2	46	Y	P-BOX		
MAXIMA	1995	2000	NSN11T2		NSN11FH			PH	33	Y	Y	N-N	
MAXIMA	2000	2003	NI02T					TEX / CR	60				
MAXIMA	2000	2003	NSN14MH	NSN14TE	NSN14FH	Y	Y	TEX / CR	60	Y	P-BOX		
MAXIMA	2004	2007	NSN14T14					PH / CR2	46				
MAXIMA	2004	2007	NSN14MH	NSN14TE	NSN14FH	Y	Y	PH / CR2	46	Y	P-BOX		
MAXIMA	2009		SMARTKEY					PH / CR2	46				
MURANO	2003	2008	NSN14T14					PH / CR2	46				
MURANO	2003	2008	NSN14MH	NSN14TE	NSN14FH	Y	Y	PH / CR2	46	Y	P-BOX		
MURANO	2005	2008	SMARTKEY					PH / CR2	46				
NV Series	2012		NSN14T14					PH / CR2	46				
NV Series	2012		NSN14MH	NSN14TE	NSN14FH	Y	Y	PH / CR2	46	Y	P-BOX		
PATHFINDER	1999	2004	NI02T					TEX / CR	60				
PATHFINDER	1999	2004	NI01T					TEX / CR	60				
PATHFINDER	2005		NSN14T14					PH / CR2	46				
PATHFINDER	2005		NSN14MH	NSN14TE	NSN14FH	Y	Y	PH / CR2	46	Y	P-BOX		
PATHFINDER	2008		SMARTKEY					PH / CR2	46				
QUEST	2004	2010	NSN14T14					PH / CR2	46				
QUEST	2004	2010	NSN14MH	NSN14TE	NSN14FH	Y	Y	PH / CR2	46	Y	P-BOX		
QUEST	2011		SMARTKEY					PH / CR2	46				
ROGUE	2007		SMARTKEY					PH / CR2	46				
ROGUE	2007		NSN14T14					PH / CR2	46				
ROGUE	2007		NSN14MH	NSN14TE	NSN14FH	Y	Y	PH / CR2	46	Y	P-BOX		
SENTRA	2000	2006	NI02T					TEX / CR	60				
SENTRA	2007		SMARTKEY					PH / CR2	46				

FOR:  
PER:

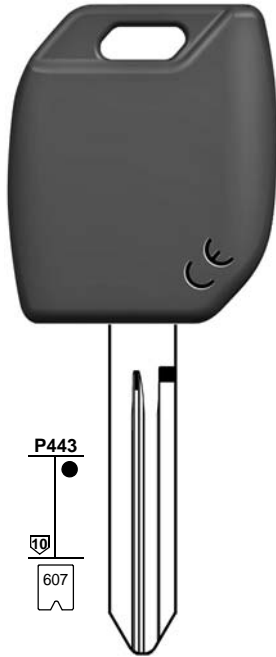
# NISSAN USA



P264  
607

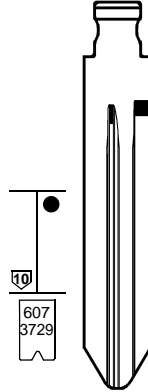
**NSN14T14**  
..... 1-22185

**NSN14TE**  
..... 1-22185  
..... 30001-37850



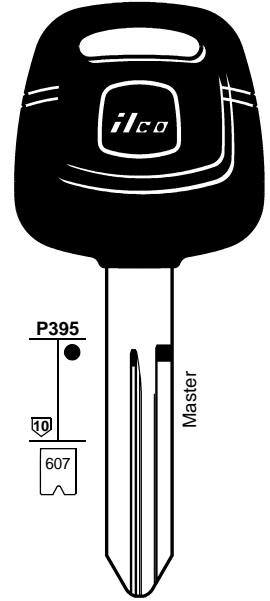
P443  
607

**NSN14MH**  
..... 1-22185  
..... 30001-37850



607  
3729

**NSN14FH**  
..... 1-22185

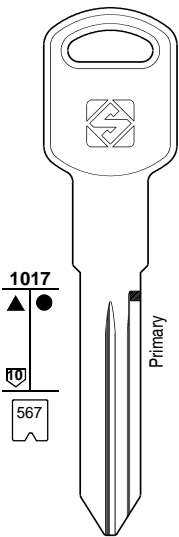


P395  
607  
Master

**NI02T**  
..... 1-22185

FOR:  
PER:

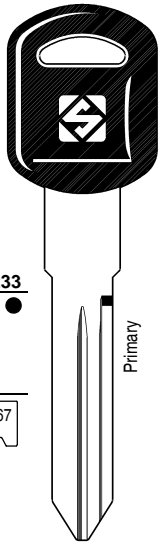
# OLDSMOBILE



1017  
567

..... AA00-7T51  
..... S000A-S711K

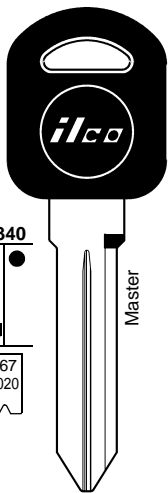
**GM39**



P233  
567

..... AA00-7T51  
..... S000A-S711K

**GM39EP**

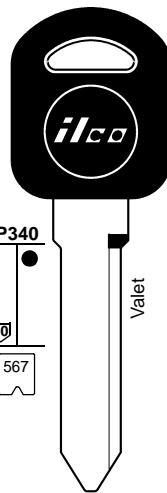


P340  
567  
2020

..... 1-1988  
H..... 1-3988  
O..... 5000-6999  
..... S000A-S711K

**B97-PT**

**B97-PT5**

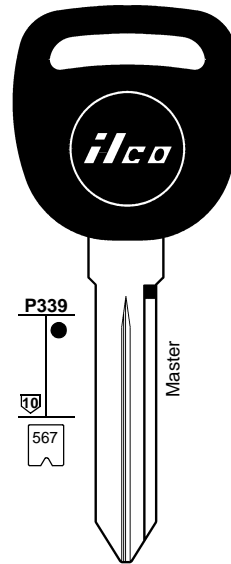


P340  
567

..... 1-1988  
H..... 1-3988  
O..... 5000-6999  
..... S000A-S711K

**B98-PT**

**B98-PT5**

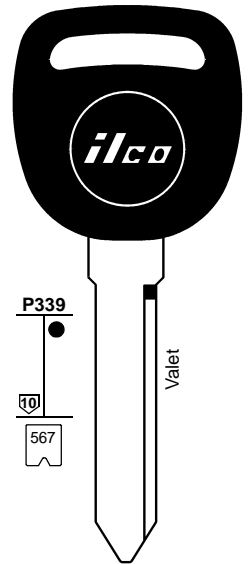


P339  
567

..... 1-1988  
H..... 1-3988  
O..... 5000-6999  
..... S000A-S711K

**B99-PT**

**B99-PT5**



P339  
567

..... 1-1988  
H..... 1-3988  
O..... 5000-6999  
..... S000A-S711K

















**B100-PT**

**B100-PT5**

**BRIGGS & STRATTON  
GENERAL MOTORS**

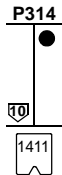
**BRIGGS & STRATTON**

**BRIGGS & STRATTON**

1	2	2a	3	3a	3b	e1+e2	6	42+71	72	43+44a	12	15	
						GTI COMPATIBLE	IGNITION 						
CAR MAKE MODEL	FROM	TO	SILCA REF.	SILCA REF.	SILCA REF.	COPY	GEN.	TRANSP. TYPE	FAST COPY PLUS RW4 PLUS FAST COPY/RW4	FAST COPY PLUS RW4 PLUS	FAST COPY RW4	STP	
													
For more info on the uses of car keys, refer to the Silca Electronic Keys Catalogue: 													
NISSAN USA													
SENTRA	2007		NSN14T14					PH / CR2	46				
SENTRA	2007		NSN14MH	NSN14TE	NSN14FH	Y	Y	PH / CR2	46	Y	P-BOX		
TIIDA	2007		NSN14T14					PH / CR2	46				
TIIDA	2007		NSN14MH	NSN14TE	NSN14FH	Y	Y	PH / CR2	46	Y	P-BOX		
TITAN	2004		NSN14T14					PH / CR2	46				
TITAN	2004		NSN14MH	NSN14TE	NSN14FH	Y	Y	PH / CR2	46	Y	P-BOX		
VERSA	2007		SMARTKEY					PH / CR2	46				
VERSA	2007		NSN14T14					PH / CR2	46				
VERSA	2007		NSN14MH	NSN14TE	NSN14FH	Y	Y	PH / CR2	46	Y	P-BOX		
XTERRA	2003	2004	NI02T					TEX / CR	60				
XTERRA	2005	2012	NSN14T14					PH / CR2	46				
XTERRA	2005	2012	NSN14MH	NSN14TE	NSN14FH	Y	Y	PH / CR2	46	Y	P-BOX		
X-TRAIL	2005	2006	NI02T					TEX / CR	60				
X-TRAIL	2005	2006	NSN14MH	NSN14TE	NSN14FH	Y	Y	TEX / CR	60	Y	P-BOX		
OLDSMOBILE													
ALERO	1999	2004	GM39EP										
AURORA	1995	2000	GM39										
AURORA	2001	2003	B99-PT					MEG	13				A
AURORA	2001	2003	B100-PT					MEG	13				A
AURORA	2001	2003	B100-PT5					MEG	13	Y	Y		
AURORA	2001	2003	B99-PT5					MEG	13	Y	Y		
INTRIGUE	2000	2003	GM39EP										
SILHOUETTE	1999	2004	B97-PT5					MEG	13	Y	Y		A
SILHOUETTE	1999	2004	B97-PT					MEG	13				A
SILHOUETTE	1999	2004	B98-PT5					MEG	13	Y	Y		A
SILHOUETTE	1999	2004	B98-PT					MEG	13				A

FOR:  
PER:

# OPEL-VAUXHALL



**HU87RT5**

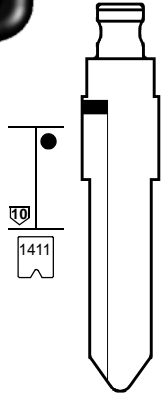
.....  
50001-51308



**HU87RT12**

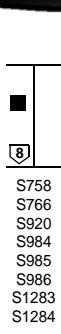
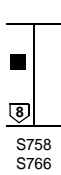

.....  
50001-51308

HUF - VALEO



**HU87RFH**

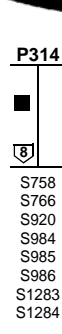
..... 50001-51308



**HU100BT12**

Z .... 1-2000  
Z .... 2001-4000  
Z .... 4001-6000  
..... 0001-3679

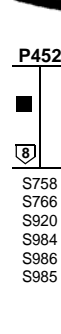
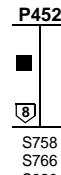
HUF - VALEO



**HU100T12**

Z .... 1-2000  
Z .... 2001-4000  
Z .... 4001-6000  
..... 0001-3679

HUF - VALEO

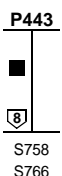


**HU100TE**

Z .... 1-2000  
Z .... 2001-4000  
Z .... 4001-6000

FOR:  
PER:

# OPEL-VAUXHALL



**HU100MH**

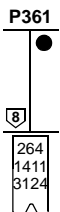
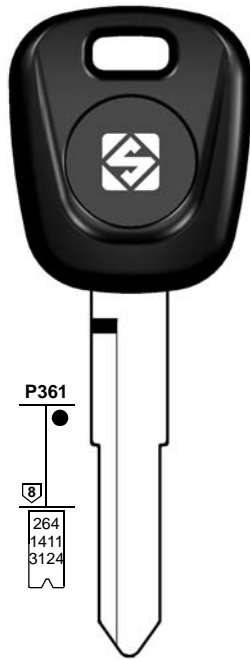
Z .... 1-2000  
Z .... 2001-4000  
Z .... 4001-6000

HUF - VALEO



**HU100FH**

Z .... 1-2000  
Z .... 2001-4000  
Z .... 4001-6000  
..... 0001-3679



**HU133RT12**

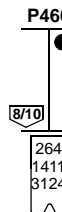
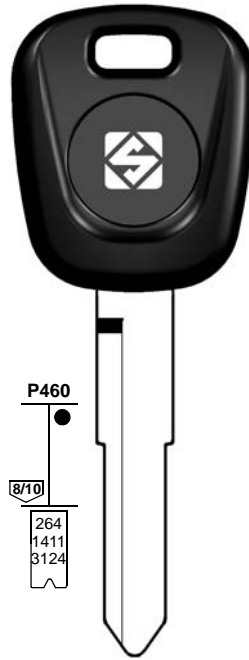
..... 50001-51308



**HU133RT14**

..... 50001-51308  
IP .... 5001-6308  
U .... 1-2000

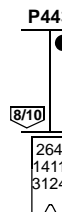
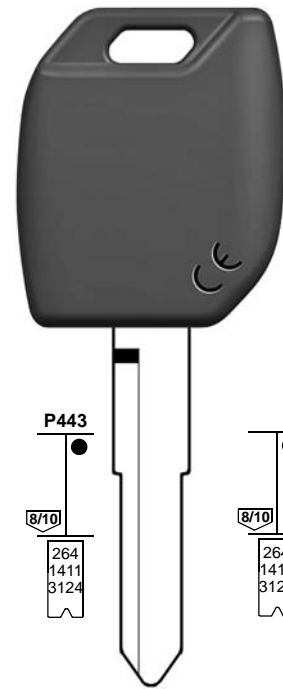
HUF



**HU133RTE**

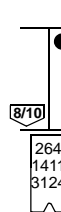
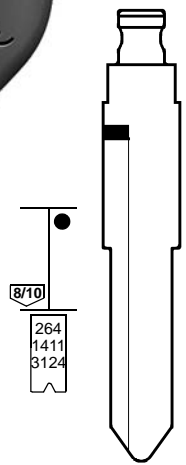
..... 50001-51308  
U .... 1-2000  
IP .... 5001-6308

HUF



**HU133RMH**

..... 50001-51308  
U .... 1-2000  
IP .... 5001-6308



**HU133RFH**

..... 50001-51308  
U .... 1-2000  
IP .... 5001-6308

HUF



1	2	2a	3	3a	3b	e1+e2		6	42+71	72	43+44a	12	15
						<b>GTI COMPATIBLE</b>		<b>IGNITION</b> 					
<b>CAR MAKE MODEL</b>	FROM	TO	SILCA REF.	SILCA REF.	SILCA REF.	COPY	GEN.	TRANSP. TYPE	FAST COPY PLUS RW4 PLUS FAST COPY/RW4	FAST COPY PLUS RW4 PLUS	FAST COPY RW4	STP	

For more info on the uses of car keys, refer to the Silca Electronic Keys Catalogue:

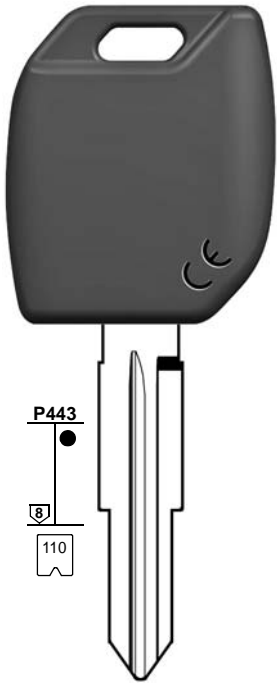


### OPEL-VAUXHALL

CAR MAKE MODEL	FROM	TO	SILCA REF.	SILCA REF.	SILCA REF.	COPY	GEN.	TRANSP. TYPE	FAST COPY PLUS RW4 PLUS FAST COPY/RW4	FAST COPY PLUS RW4 PLUS	FAST COPY RW4	STP	
ADAM	2013							PH / CR2	46				
ADAM	2013		HU100MH	HU100TE	HU100FH	Y		PH / CR2	46	Y	P-BOX		
AGILA	2000	2004	HU87RT12		HU87RFH			PH / CR	40				
AGILA	2000	2000	HU87RT5		HU87RFH			PH / CR	40	RD	RD		
AGILA	2004	2008	HU100BT12					PH / CR	40				
AGILA	2004	2008	HU100T12		HU100FH			PH / CR	40				
AGILA	2008		HU133RT14					PH / CR2	46				
AGILA	2008		HU133RMH	HU133RTE	HU133RFH	Y	Y	PH / CR2	46	Y	P-BOX		
AGILA Diesel	2008		HU133RT12		HU133RFH			PH / CR	40				
AMPERA	2012		HU100MH	HU100TE	HU100FH	Y		PH / CR2	46	Y	P-BOX		
ANTARA	2007							PH / CR2	46				

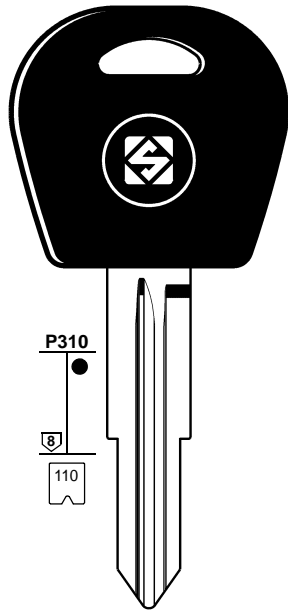
FOR:  
PER:

# OPEL-VAUXHALL



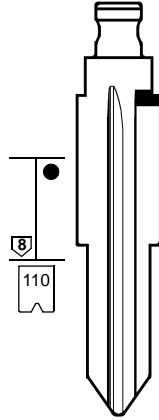
P443  
8  
110

**DWO5MH**  
T . . . . 1-1200



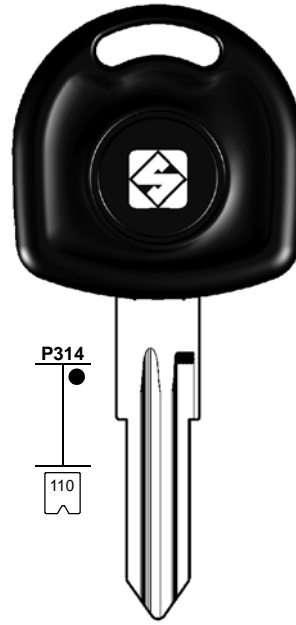
P310  
8  
110

**DWO5TE**  
T . . . . 1-1200



8  
110

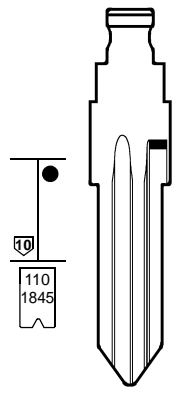
**DWO5FH**  
T . . . . 1-1200  
L . . . . 1-1200  
V . . . . 1-1200  
V . . . . 2001-3200



P314  
8  
110

**HU46T2**  
S . . . . 1-5200  
S . . . . 5298-6300

**HU46T9**  
S . . . . 1-5200  
S . . . . 5298-6300



10  
110  
1845

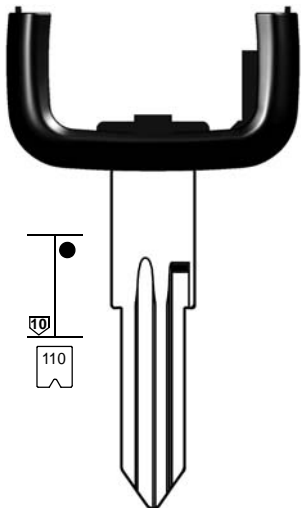
**HU46FH**  
S . . . . 5298-6300  
S . . . . 1-5200

**HU46T12**  
S . . . . 1-5200  
S . . . . 5298-6300

HUF - WITTE

FOR:  
PER:

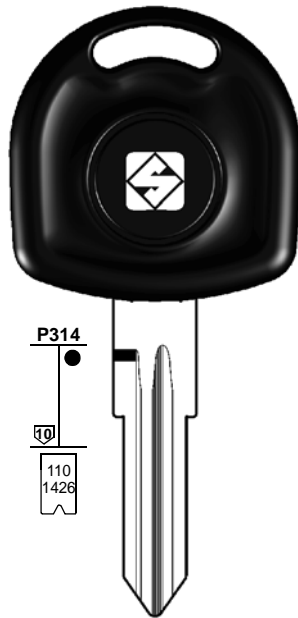
# OPEL-VAUXHALL



10  
110

**HU46AT9**  
S . . . . 1-5200  
S . . . . 5298-6300

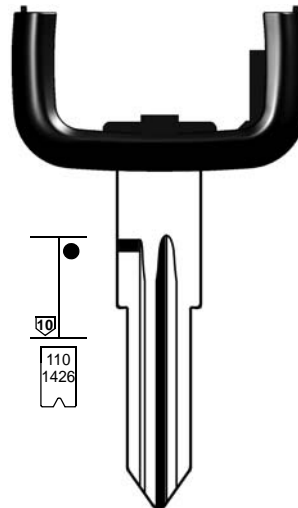
HUF - VALEO



P314  
10  
110  
1426

**HU46AT12**  
S . . . . 1-5200  
S . . . . 5298-6300

VALEO - YMOS

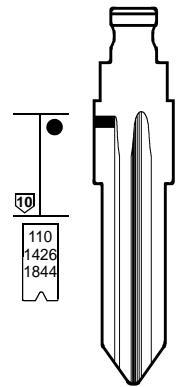


10  
110  
1426

**YM28AT9**  
D . . . . 1-5200  
S . . . . 1-5200  
S . . . . 5298-6300  
S . . . . 1002-3997  
S . . . . 4000-5874

HUF - VALEO

**YM28AT12**  
D . . . . 1-5200  
S . . . . 1-5200  
S . . . . 5298-6300  
S . . . . 1002-3997  
S . . . . 4000-5874



10  
110  
1426  
1844

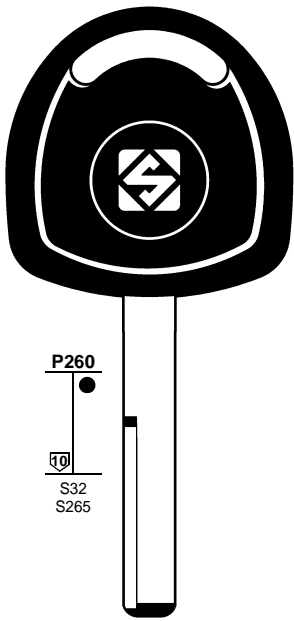
**YM28FH**  
D . . . . 1-5200  
D . . . . 1002-3997  
D . . . . 4000-5874  
D . . . . 1-5200

HUF - VALEO



FOR:  
PER:

# OPEL-VAUXHALL

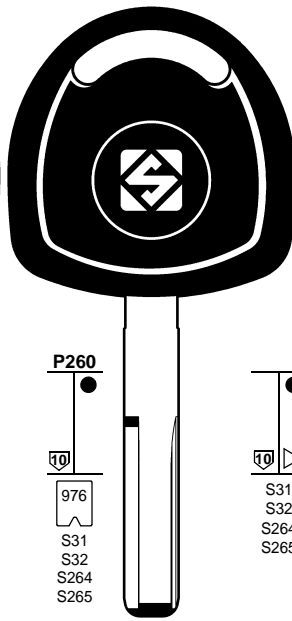


P260  
S32  
S265



**YM27T2**

Y . . . .  
WY . . . . 1-3000

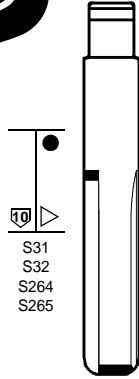


P260  
976  
S31  
S32  
S264  
S265



**HU43T2**

H . . . . 0001-3000  
WH . . . . 0001-3000

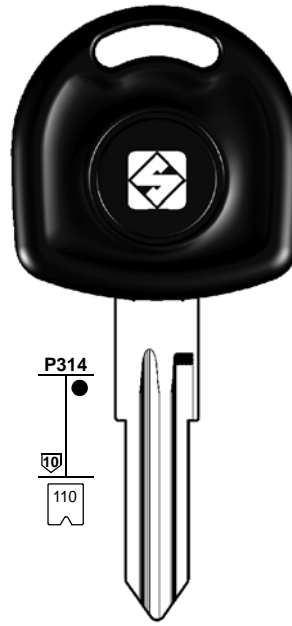


P314  
S31  
S32  
S264  
S265

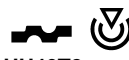


**HU43FH**

H . . . . 1-3000  
WH . . . . 1-3000  
WY . . . . 1-3000  
Y . . . . 1-3000

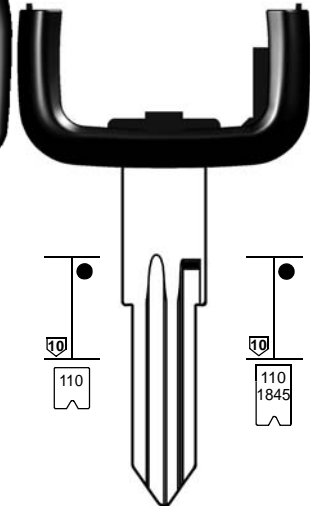


P314  
110

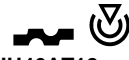


**HU46T2**

S . . . . 1-5200  
S . . . . 5298-6300

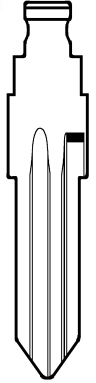


P314  
110



**HU46AT12**

S . . . . 1-5200  
S . . . . 5298-6300



P314  
110  
1845



**HU46FH**

S . . . . 5298-6300  
S . . . . 1-5200



**HU46T12**

S . . . . 1-5200  
S . . . . 5298-6300

YMOS

HUF - YMOS

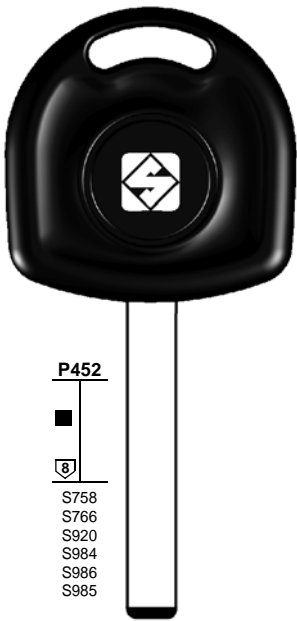
HUF

HUF - VALEO

WITTE

FOR:  
PER:

# OPEL-VAUXHALL

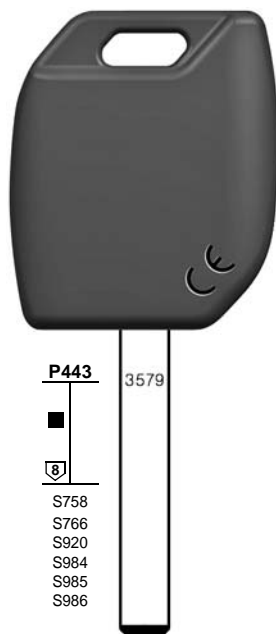


P452  
S758  
S766  
S920  
S984  
S986  
S985



**HU100TE**

Z . . . . 1-2000  
Z . . . . 2001-4000  
Z . . . . 4001-6000



P443  
3579  
S758  
S766  
S920  
S984  
S986  
S986



**HU100MH**

Z . . . . 1-2000  
Z . . . . 2001-4000  
Z . . . . 4001-6000

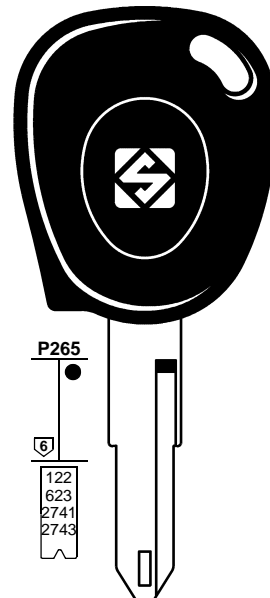


P443  
3579  
S758  
S766  
S920  
S984  
S985  
S986  
S1283  
S1284



**HU100FH**

Z . . . . 1-2000  
Z . . . . 2001-4000  
Z . . . . 4001-6000  
. . . . 0001-3679

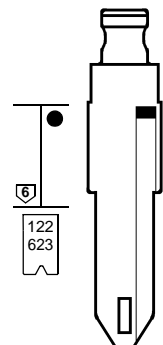


P265  
122  
623  
2741  
2743



**NE73T5**

. . . . . M-N-P-R-S



P265  
122  
623



**NE73FH**

. . . . . M-N-P-R-S

HUF - VALEO

HUF - VALEO

NEIMAN - VALEO



FOR:  
PER:

# OPEL-VAUXHALL

**HU46T12**  
S ..... 1-5200  
S ..... 5298-6300

**HU46T2**  
S ..... 1-5200  
S ..... 5298-6300

**HU46T9**  
S ..... 1-5200  
S ..... 5298-6300

**HU46FH**  
S ..... 5298-6300  
S ..... 1-5200

**HU46AT9**  
S ..... 1-5200  
S ..... 5298-6300

**HU46BT12**  
S ..... 1-5200  
S ..... 5298-6300

**HU100BT12**  
Z ..... 1-2000  
Z ..... 2001-4000  
Z ..... 4001-6000  
..... 0001-3679

WITTE                      WITTE                      HUF - VALEO

FOR:  
PER:

# OPEL-VAUXHALL

**HU100T12**  
Z ..... 1-2000  
Z ..... 2001-4000  
Z ..... 4001-6000  
..... 0001-3679

**HU100TE**  
Z ..... 1-2000  
Z ..... 2001-4000  
Z ..... 4001-6000  
..... 0001-3679  
(head code P452)

**HU100MH**  
Z ..... 1-2000  
Z ..... 2001-4000  
Z ..... 4001-6000

**HU100FH**  
Z ..... 1-2000  
Z ..... 2001-4000  
Z ..... 4001-6000  
..... 0001-3679

**YM28AT9**  
D ..... 1-5200  
S ..... 1-5200  
S ..... 5298-6300  
..... 1002-3997  
..... 4000-5874

**YM28T2**  
D ..... 1-5200  
S ..... 1-5200  
S ..... 5298-6300  
..... 1002-3997  
..... 4000-5874

**YM28FH**  
D ..... 1-5200  
..... 1002-3997  
..... 4000-5874  
D ..... 1-5200

HUF - VALEO                      VALEO - YMOS                      HUF - VALEO

1	2	2a	3	3a	3b	e1+e2	6	42+71	72	43+44a	12	15
---	---	----	---	----	----	-------	---	-------	----	--------	----	----

						<b>GTI COMPATIBLE</b>		<b>IGNITION</b>					
<b>CAR MAKE MODEL</b>	FROM	TO	SILCA REF.	SILCA REF.	SILCA REF.	COPY	GEN.	TRANSP. TYPE	FAST COPY PLUS RW4 PLUS FAST COPY/RW4	FAST COPY PLUS RW4 PLUS	FAST COPY RW4	STP	

For more info on the uses of car keys, refer to the Silca Electronic Keys Catalogue:

**OPEL-VAUXHALL**

CORSA	1995	1998	YM28T2		YM28FH			PH	33	Y	Y	S-O	
CORSA	1995	1998	HU46T2		HU46FH			PH	33	Y	Y	S-O	
CORSA	1998	1999	HU46AT9					PH / CR	40				
CORSA	1998	1999	HU46T9		HU46FH			PH / CR	40				
CORSA	1998	1999	YM28AT9					PH / CR	40				
CORSA	1998	2000	HU46T2		HU46FH			PH / CR	40	RD	RD		
CORSA	2000	2004	HU46BT12					PH / CR	40				
CORSA	2000	2004	HU46T12		HU46FH			PH / CR	40				
CORSA	2004	2006	HU100BT12					PH / CR	40				
CORSA	2004	2006	HU100T12		HU100FH			PH / CR	40				
CORSA	2006		HU100T32					PH / CR2	46				
CORSA	2006		HU100MH	HU100TE	HU100FH	Y	Y	PH / CR2	46	Y	P-BOX		

FOR:  
PER:

# OPEL-VAUXHALL

**P299**  
264

**P276**  
262

**P452**  
S758  
S766  
S920  
S984  
S985  
S986  
S1283  
S1284

**P443**  
3579  
S758  
S766  
S920  
S984  
S985  
S986

**HU100TE**  
Z ... 1-2000  
Z ... 2001-4000  
Z ... 4001-6000

**HU100MH**  
Z ... 1-2000  
Z ... 2001-4000  
Z ... 4001-6000

**HU100FH**  
Z ... 1-2000  
Z ... 2001-4000  
Z ... 4001-6000  
... 0001-3679

**GM15T5**  
N ... 5001-7000

**HON58RT6**  
... 5001-8442

**HON58RFH**  
... 5001-8442  
... 10001-15000

**HU100T12**  
Z ... 1-2000  
Z ... 2001-4000  
Z ... 4001-6000  
... 0001-3679  
(head code P314)

HUF - VALEO

FOR:  
PER:

# OPEL-VAUXHALL

**P265**  
122  
623  
2741  
2743

**P265**  
122  
623

**P443**  
122  
623  
2741  
2743

**HU100BT12**  
Z ... 1-2000  
Z ... 2001-4000  
Z ... 4001-6000  
... 0001-3679

**HU46BT12**  
S ... 1-5200  
S ... 5298-6300

**NE73T5**  
..... M-N-P-R-S

**NE73T32**  
..... M-N-P-R-S

**NE73TE**  
..... M-N-P-R-S

**NE73MH**  
..... M-N-P-R-S

**NE73FH**  
..... M-N-P-R-S

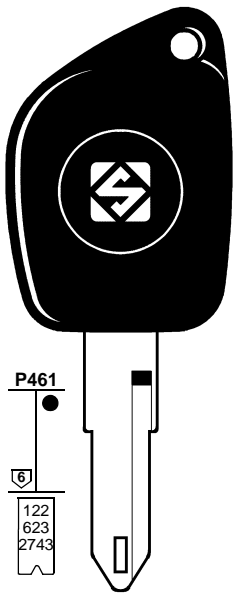
NEIMAN - VALEO





FOR:  
PER:

# OPEL-VAUXHALL



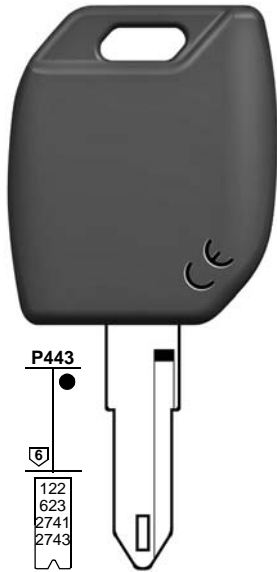
P461

122  
623  
2743



**NE72ATE**

..... 1/9 . . A/ZA/Z MNPRS  
..... 0/90/9 MNPRS  
..... 1/9 . . A/Z MNPRS  
..... 1/9 . . A/Z MNPRS  
..... 1/9 . . A/Z MNPRS  
..... 1/9 . . A/Z MNPRS  
..... 1/9 . . A/Z MNPRS  
..... 1/9 . . A/Z MNPRS



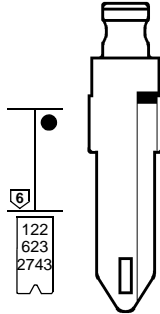
P443

122  
623  
2741  
2743



**NE72MH**

..... M-N-P-R-S  
..... 0/90/9 MNPRS  
..... 1/9 . . A/Z MNPRS  
..... 1/9 . . A/Z MNPRS  
..... 1/9 . . A/ZA/Z MNPRS  
..... 1/9 . . A/Z MNPRS  
..... 1/9 . . A/Z MNPRS  
..... 1/9 . . A/Z MNPRS  
..... 1/9 . . A/Z MNPRS



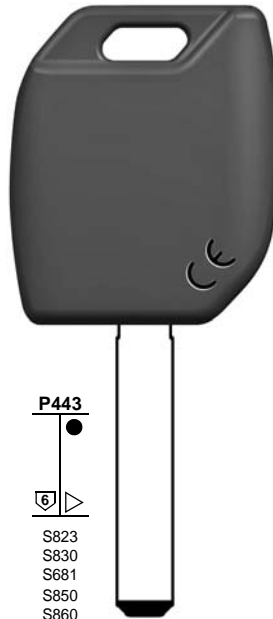
P443

122  
623  
2743



**NE72FH**

..... 1/9 . . A/ZA/Z MNPRS  
..... 0/90/9 MNPRS  
..... 1/9 . . A/Z MNPRS  
..... 1/9 . . A/Z MNPRS  
..... 1/9 . . A/Z MNPRS  
..... 1/9 . . A/Z MNPRS  
..... 1/9 . . A/Z MNPRS  
..... 1/9 . . A/Z MNPRS



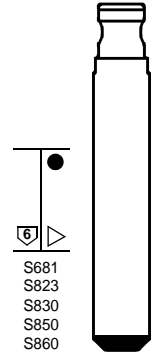
P443

S823  
S830  
S681  
S850  
S860  
S903  
S1336



**VA6MH**

..... 1234Q5678H  
..... ABCDEF  
..... 12897-A9999



P443

S681  
S823  
S830  
S850  
S860  
S903  
S1336



**VA6FH**

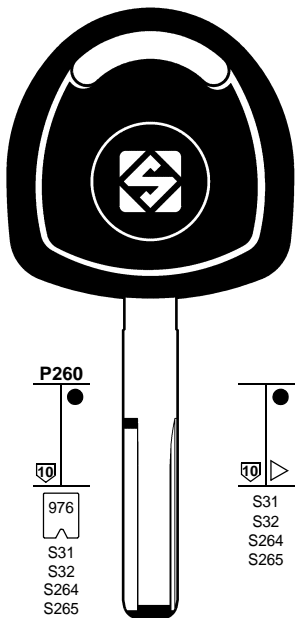
..... 12897-A9999  
..... ABCDEF  
..... 1234Q5678H

VALEO

HUF - VALEO

FOR:  
PER:

# OPEL-VAUXHALL



P260

976  
S31  
S32  
S264  
S265



**HU43T2**

H . . . . . 0001-3000  
WH . . . . . 0001-3000



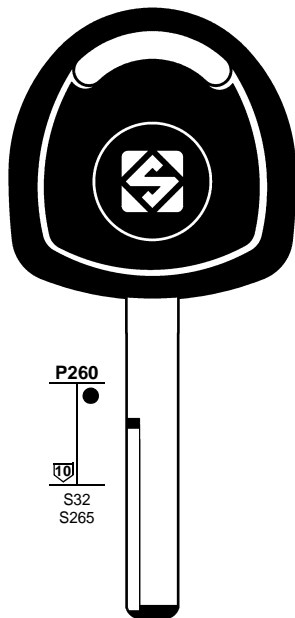
P260

S31  
S32  
S264  
S265



**HU43FH**

H . . . . . 1-3000  
WH . . . . . 1-3000  
WY . . . . . 1-3000  
Y . . . . . 1-3000



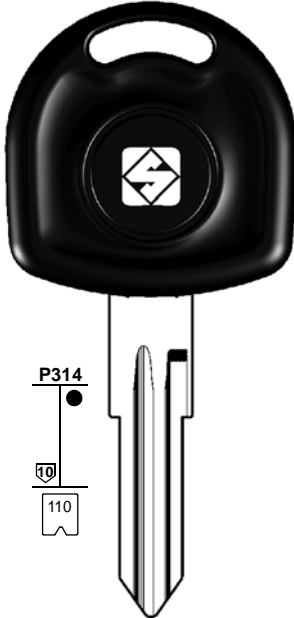
P260

S32  
S265



**YM27T2**

Y . . . . .  
WY . . . . .  
1-3000



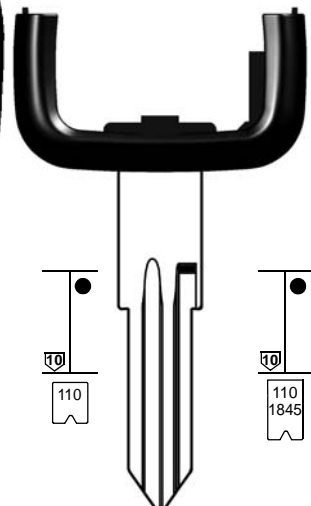
P314

110



**HU46T9**

S . . . . . 1-5200  
S . . . . . 5298-6300



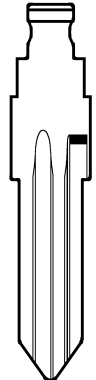
P314

110



**HU46AT9**

S . . . . . 1-5200  
S . . . . . 5298-6300



P314

110  
1845



**HU46FH**

S . . . . . 5298-6300  
S . . . . . 1-5200

YMOS

WITTE

HUF - VALEO

WITTE

1	2	2a	3	3a	3b	e1+e2	6	42+71	72	43+44a	12	15	
						<b>GTI COMPATIBLE</b>		<b>IGNITION</b> 					
<b>CAR MAKE MODEL</b>	FROM	TO	SILCA REF.	SILCA REF.	SILCA REF.	COPY	GEN.	TRANSP. TYPE	FAST COPY PLUS RW4 PLUS FAST COPY/RW4	FAST COPY PLUS RW4 PLUS	FAST COPY RW4	STP	

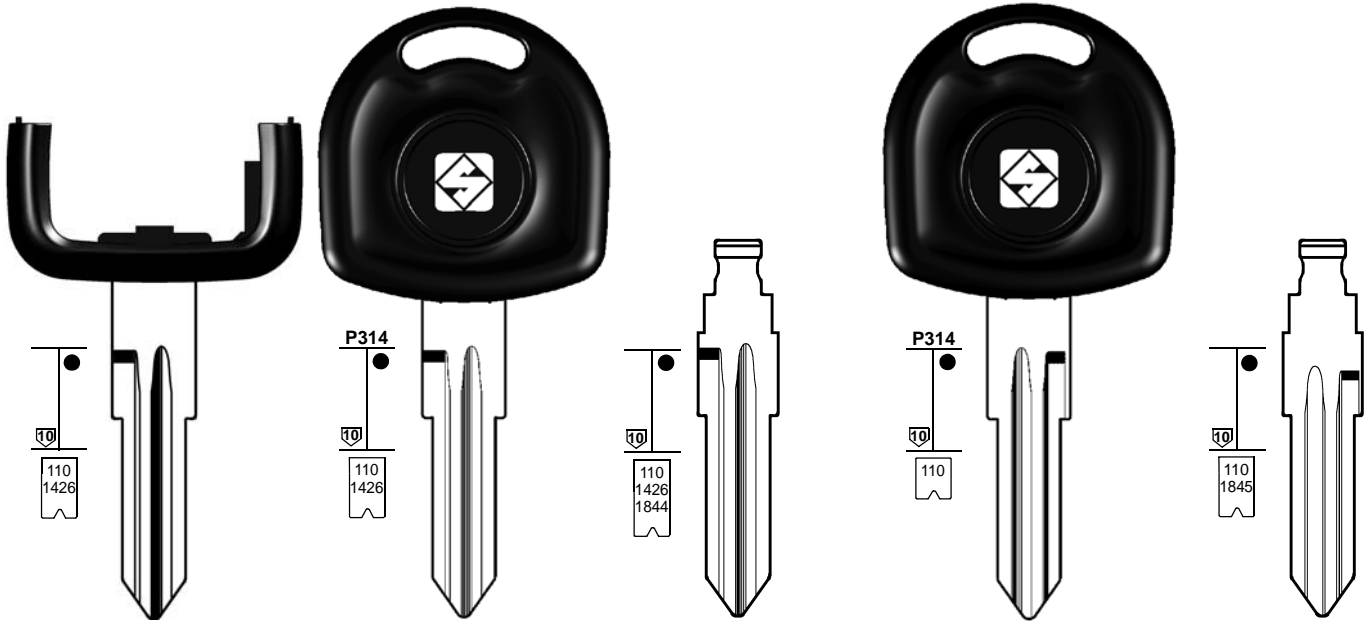
For more info on the uses of car keys, refer to the Silca Electronic Keys Catalogue:

**OPEL-VAUXHALL**

MOVANO	2002	2010	NE72MH	NE72ATE	NE72FH	Y	Y	PH / CR2	46	Y	P-BOX		
MOVANO	2011		VA6MH		VA6FH	Y		PH / CR2	46	Y	P-BOX		
MOVANO	2011							PH / CR2	46				
OMEGA	1995	1998	HU43T2		HU43FH			PH	33	Y	Y	S-O	
OMEGA	1995	1998	YM27T2					PH	33	Y	Y	S-O	
OMEGA	1998	2001	HU46T9		HU46FH			PH / CR	40				
OMEGA	1998	2001	HU46AT9					PH / CR	40				

FOR:  
PER:

# OPEL-VAUXHALL



**YM28AT9**

D .... 1-5200  
 S .... 1-5200  
 S .... 5298-6300  
 .... 1002-3997  
 .... 4000-5874

HUF - VALEO



**YM28T2**

D .... 1-5200  
 S .... 1-5200  
 S .... 5298-6300  
 .... 1002-3997  
 .... 4000-5874

HUF - VALEO



**YM28FH**

D .... 1-5200  
 .... 1002-3997  
 .... 4000-5874  
 D .... 1-5200

HUF - VALEO



**HU46T2**

S .... 1-5200  
 S .... 5298-6300

WITTE



**HU46FH**

S .... 5298-6300  
 S .... 1-5200

WITTE

FOR:  
PER:

# OPEL-VAUXHALL



**HU43MH**

H .... 1-3000  
 WH .... 1-3000  
 WY .... 1-3000  
 Y .... 1-3000

HUF - VALEO



**HU43TE**

H .... 1-3000  
 WH .... 1-3000  
 Y .... 1-3000  
 WY .... 1-3000

HUF - VALEO



**HU43FH**

H .... 1-3000  
 WH .... 1-3000  
 WY .... 1-3000  
 Y .... 1-3000

HUF - VALEO



**HU100TE**

Z .... 1-2000  
 Z .... 2001-4000  
 Z .... 4001-6000

HUF - VALEO



**HU100MH**

Z .... 1-2000  
 Z .... 2001-4000  
 Z .... 4001-6000

HUF - VALEO



**HU100FH**

Z .... 1-2000  
 Z .... 2001-4000  
 Z .... 4001-6000  
 .... 0001-3679



FOR:  
PER:

# OPEL-VAUXHALL

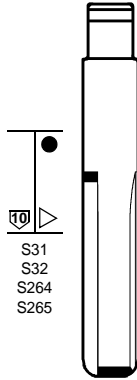


P260



976  
S31  
S32

S264  
S265



P260



S31  
S32  
S264  
S265



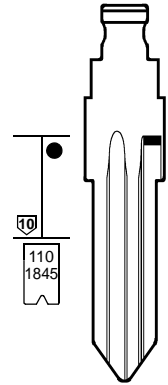
P314



110

HU46T12

S . . . . 1-5200  
S . . . . 5298-6300



P314



110  
1845



HU43T2

H . . . . 0001-3000  
WH . . . . 0001-3000



HU43FH

H . . . . 1-3000  
WH . . . . 1-3000  
WY . . . . 1-3000  
Y . . . . 1-3000



HU46T2

S . . . . 1-5200  
S . . . . 5298-6300



HU46T9

S . . . . 1-5200  
S . . . . 5298-6300



HU46FH

S . . . . 5298-6300  
S . . . . 1-5200

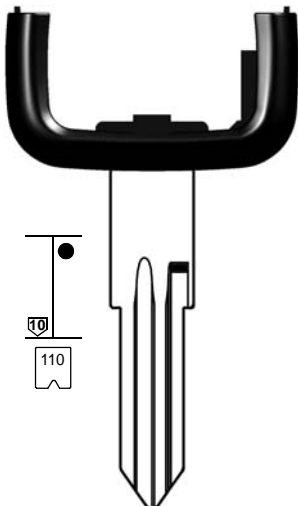
YMOS

WITTE

WITTE

FOR:  
PER:

# OPEL-VAUXHALL



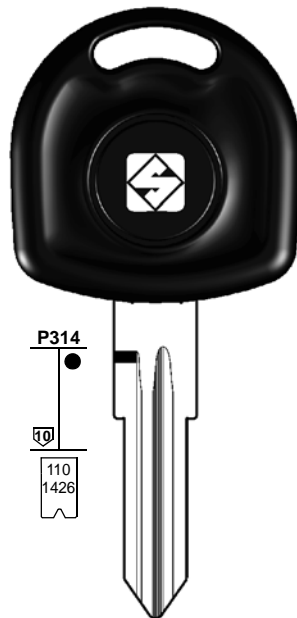
P314



110

HU46AT9

S . . . . 1-5200  
S . . . . 5298-6300



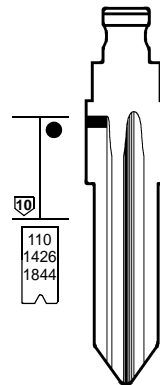
P314



110  
1426

YM28T2

D . . . . 1-5200  
S . . . . 1-5200  
S . . . . 5298-6300  
. . . . 1002-3997  
. . . . 4000-5874



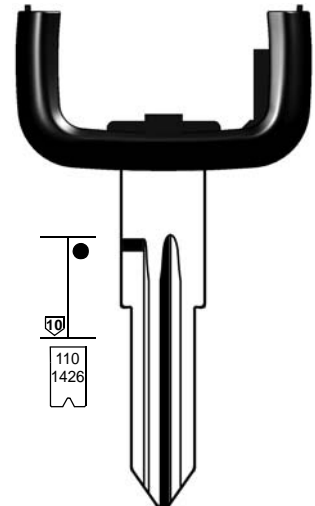
P314



110  
1426  
1844

YM28FH

D . . . . 1-5200  
. . . . 1002-3997  
. . . . 4000-5874  
D . . . . 1-5200



P314



110  
1426

YM28AT9

D . . . . 1-5200  
S . . . . 1-5200  
S . . . . 5298-6300  
. . . . 1002-3997  
. . . . 4000-5874

YM28AT12

D . . . . 1-5200  
S . . . . 1-5200  
S . . . . 5298-6300  
. . . . 1002-3997  
. . . . 4000-5874

HUF - VALEO

HUF - VALEO

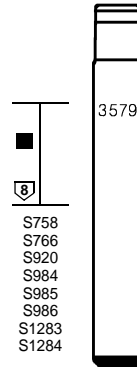
HUF - VALEO

HUF - VALEO



FOR:  
PER:

# OPEL-VAUXHALL



P260  
S32  
S265

P314  
S758  
S766  
S920  
S984  
S985  
S986  
S1283  
S1284

3579  
S758  
S766  
S920  
S984  
S985  
S986  
S1283  
S1284

S758  
S766  
S920  
S984  
S985  
S986  
S1283  
S1284



**YM27T2**  
Y....  
WY....  
1-3000



**HU100T12**  
Z....1-2000  
Z....2001-4000  
Z....4001-6000  
....0001-3679



**HU100FH**  
Z....1-2000  
Z....2001-4000  
Z....4001-6000  
....0001-3679



**HU100BT12**  
Z....1-2000  
Z....2001-4000  
Z....4001-6000  
....0001-3679

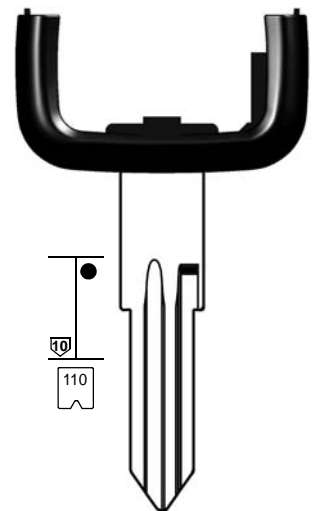
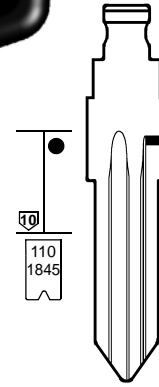
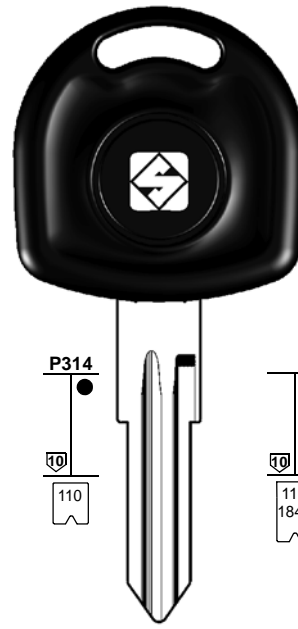
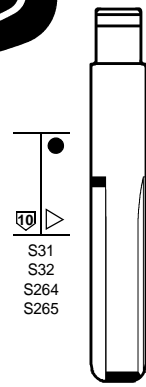
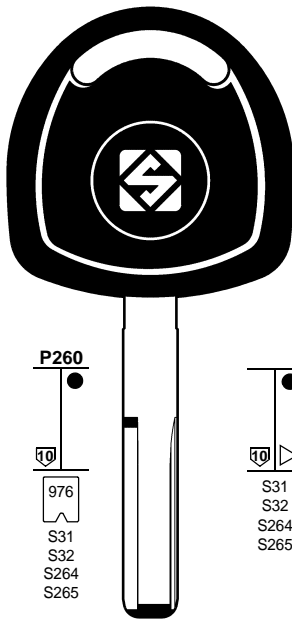
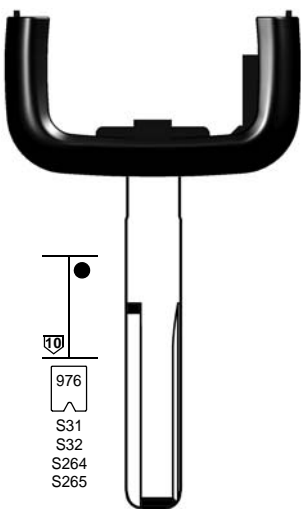
WITTE

HUF - VALEO

HUF - VALEO

FOR:  
PER:

# OPEL-VAUXHALL



P260  
976  
S31  
S32  
S264  
S265

P260  
976  
S31  
S32  
S264  
S265

S31  
S32  
S264  
S265

P314  
110

110  
1845

110



**HU43AT9**  
H....1-3000  
WH....1-3000  
WY....1-3000  
Y....1-3000



**HU43T2**  
H....1-3000  
WH....1-3000  
WY....1-3000  
Y....1-3000



**HU43FH**  
H....1-3000  
WH....1-3000  
WY....1-3000  
Y....1-3000



**HU46T12**  
S....1-5200  
S....5298-6300



**HU46FH**  
S....5298-6300  
S....1-5200



**HU46AT12**  
S....1-5200  
S....5298-6300



**HU43T9**  
H....1-3000  
WH....1-3000  
WY....1-3000  
Y....1-3000
















WITTE

WITTE

WITTE

HUF - VALEO



1	2	2a	3	3a	3b	e1+e2	6	42+71	72	43+44a	12	15		
						GTI COMPATIBLE	IGNITION 							
CAR MAKE MODEL	FROM	TO	SILCA REF.	SILCA REF.	SILCA REF.	COPY	GEN.	TRANSP. TYPE	FAST COPY PLUS RW4 PLUS FAST COPY/RW4	FAST COPY PLUS RW4 PLUS	FAST COPY RW4	STP		
														

For more info on the uses of car keys, refer to the Silca Electronic Keys Catalogue:

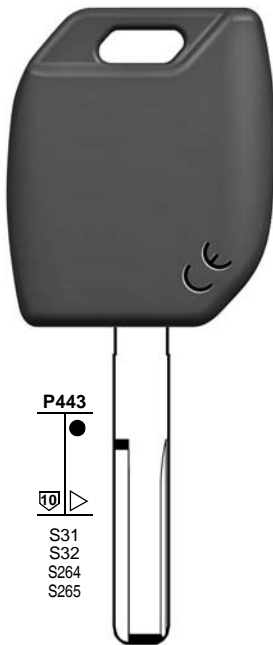
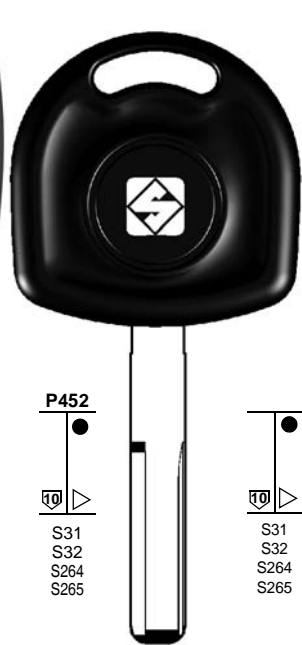
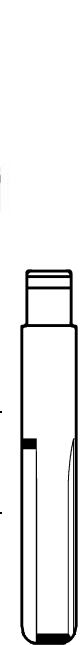
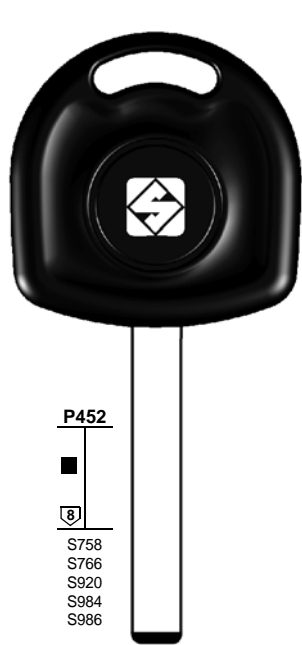
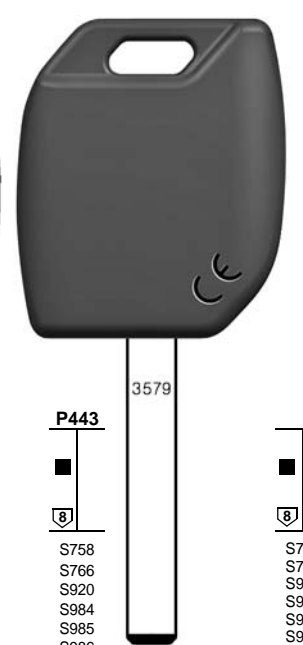
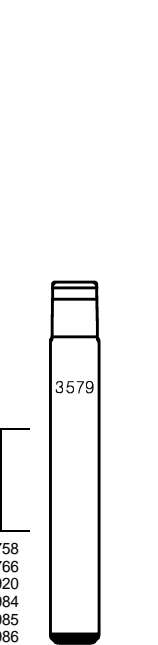








### OPEL-VAUXHALL

TIGRA	2004	2009	HU100T12		HU100FH			PH / CR	40				
TIGRA	2004	2009	HU100BT12					PH / CR	40				
VECTRA	1995	1998	YM27T2					PH	33	Y	Y	S-O	
VECTRA	1995	1998	HU43T2		HU43FH			PH	33	Y	Y	S-O	
VECTRA	1998	2001	HU43AT9					PH / CR	40				
VECTRA	1998	2001	HU43T9		HU43FH			PH / CR	40				
VECTRA	1998	2000	HU43T2		HU43FH			PH / CR	40	RD	RD		
VECTRA	2001	2004	HU46T12		HU46FH			PH / CR	40				
VECTRA	2001	2004	HU46AT12					PH / CR	40				

FOR:  
PER:

# OPEL-VAUXHALL


 <p><b>P443</b></p>  <p><b>P452</b></p> 	 <p><b>P452</b></p>  <p><b>P443</b></p> 				
<p>S31 S32 S264 S265</p>	<p>S31 S32 S264 S265</p>	<p>S31 S32 S264 S265</p>	<p>S758 S766 S920 S984 S986</p>	<p>S758 S766 S920 S984 S985 S986</p>	<p>S758 S766 S920 S984 S985 S986 S1283 S1284</p>
 <b>HU43MH</b> H ..... 1-3000 WH ..... 1-3000 WY ..... 1-3000 Y ..... 1-3000	 <b>HU43TE</b> H ..... 1-3000 WH ..... 1-3000 Y ..... 1-3000 WY ..... 1-3000	 <b>HU43FH</b> H ..... 1-3000 WH ..... 1-3000 WY ..... 1-3000 Y ..... 1-3000	 <b>HU100TE</b> Z ..... 1-2000 Z ..... 2001-4000 Z ..... 4001-6000	 <b>HU100MH</b> Z ..... 1-2000 Z ..... 2001-4000 Z ..... 4001-6000	 <b>HU100FH</b> Z ..... 1-2000 Z ..... 2001-4000 Z ..... 4001-6000 ..... 0001-3679

HUF - VALEO

HUF - VALEO

FOR:  
PER:

# OPEL-VAUXHALL

 <p><b>P265</b></p>  <p><b>P461</b></p>  <p><b>P443</b></p> 			
<p>122 623 2741 2743</p>	<p>122 623 2743</p>	<p>122 623 2741 2743</p>	<p>122 623 2743</p>
 <b>NE73T32</b> ..... M-N-P-R-S	 <b>NE72ATE</b> ..... 1/9 . . . A/Z/AZ MNPRS ..... 0/90/9 MNPRS ..... 1/9 . . . A/Z MNPRS ..... 1/9 . . . A/Z MNPRS ..... 1/9 . . . A/Z MNPRS ..... 1/9 . . . A/Z MNPRS ..... 1/9 . . . A/Z MNPRS ..... 1/9 . . . A/Z MNPRS ..... 1/9 . . . A/Z MNPRS	 <b>NE72MH</b> ..... M-N-P-R-S ..... 0/90/9 MNPRS ..... 1/9 . . . A/Z MNPRS ..... 1/9 . . . A/Z MNPRS ..... 1/9 . . . A/Z MNPRS ..... 1/9 . . . A/Z/AZ MNPRS ..... 1/9 . . . A/Z MNPRS ..... 1/9 . . . A/Z MNPRS ..... 1/9 . . . A/Z MNPRS ..... 1/9 . . . A/Z MNPRS	 <b>NE72FH</b> ..... 1/9 . . . A/Z/AZ MNPRS ..... 0/90/9 MNPRS ..... 1/9 . . . A/Z MNPRS ..... 1/9 . . . A/Z MNPRS ..... 1/9 . . . A/Z MNPRS ..... 1/9 . . . A/Z MNPRS ..... 1/9 . . . A/Z MNPRS ..... 1/9 . . . A/Z MNPRS ..... 1/9 . . . A/Z MNPRS

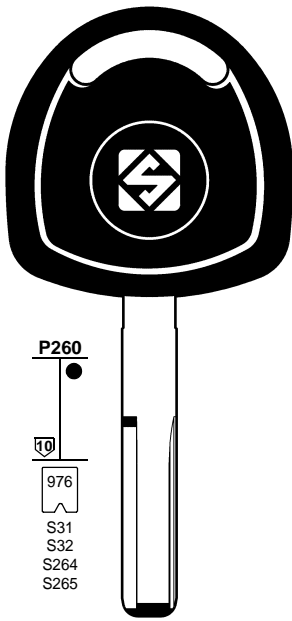
VALEO

VALEO

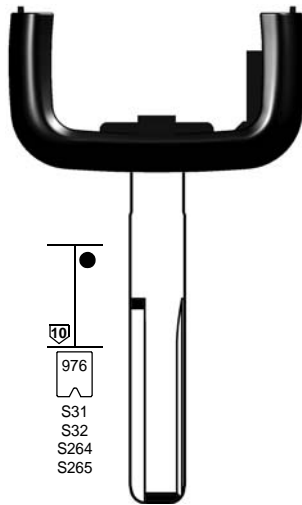


FOR:  
PER:

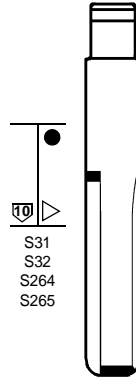
# OPEL-VAUXHALL



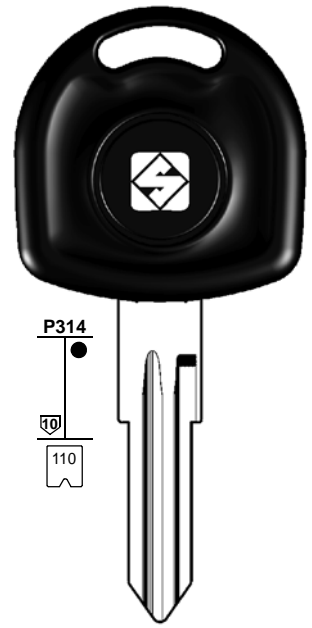
P260  
976  
S31  
S32  
S264  
S265



976  
S31  
S32  
S264  
S265



P312  
976  
S31  
S32  
S264  
S265



P314  
110



**HU43T2**  
H . . . . 1-3000  
WH . . . . 1-3000  
WY . . . . 1-3000  
Y . . . . 1-3000



**HU43T9**  
H . . . . 1-3000  
WH . . . . 1-3000  
WY . . . . 1-3000  
Y . . . . 1-3000



**HU43AT9**  
H . . . . 1-3000  
WH . . . . 1-3000  
WY . . . . 1-3000  
Y . . . . 1-3000



**HU43FH**  
H . . . . 1-3000  
WH . . . . 1-3000  
WY . . . . 1-3000  
Y . . . . 1-3000



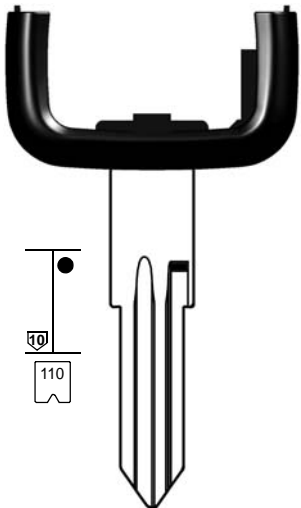
**HU46T12**  
S . . . . 1-5200  
S . . . . 5298-6300

WITTE

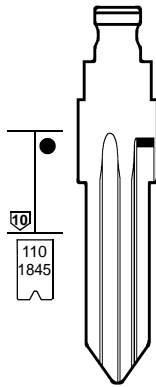
WITTE

FOR:  
PER:

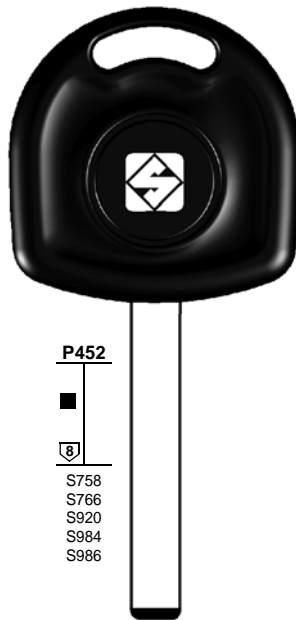
# OPEL-VAUXHALL



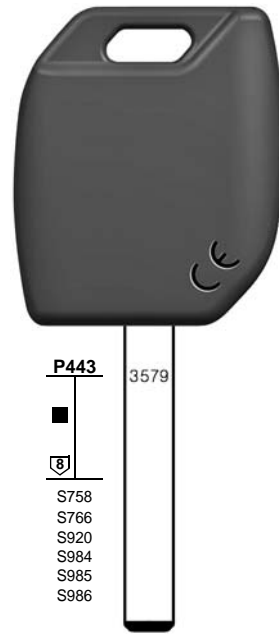
110



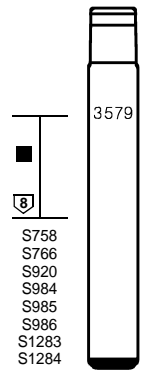
110  
1845



P452  
8  
S758  
S766  
S920  
S984  
S986



P443  
3579  
8  
S758  
S766  
S920  
S984  
S985  
S986



3579  
8  
S758  
S766  
S920  
S984  
S985  
S986  
S1283  
S1284



**HU46AT12**  
S . . . . 1-5200  
S . . . . 5298-6300



**HU46FH**  
S . . . . 5298-6300  
S . . . . 1-5200



**HU100TE**  
Z . . . . 1-2000  
Z . . . . 2001-4000  
Z . . . . 4001-6000



**HU100MH**  
Z . . . . 1-2000  
Z . . . . 2001-4000  
Z . . . . 4001-6000



**HU100FH**  
Z . . . . 1-2000  
Z . . . . 2001-4000  
Z . . . . 4001-6000  
. . . . 0001-3679

HUF - VALEO

WITTE

VALEO

VALEO

1	2	2a	3	3a	3b	e1+e2	6	42+71	72	43+44a	12	15	
						GTI COMPATIBLE	IGNITION 						
CAR MAKE MODEL	FROM	TO	SILCA REF.	SILCA REF.	SILCA REF.	COPY	GEN.	TRANSP. TYPE	FAST COPY PLUS RW4 PLUS FAST COPY/RW4	FAST COPY PLUS RW4 PLUS	FAST COPY RW4	STP	

For more info on the uses of car keys, refer to the Silca Electronic Keys Catalogue:

**OPEL-VAUXHALL**

ZAFIRA	1999	2001	HU43T2		HU43FH			PH / CR	40	RD	RD		
ZAFIRA	1999	2001	HU43AT9					PH / CR	40				
ZAFIRA	1999	2001	HU43T9		HU43FH			PH / CR	40				
ZAFIRA	2001	2005	HU46T12		HU46FH			PH / CR	40				
ZAFIRA	2001	2005	HU46AT12					PH / CR	40				
ZAFIRA	2006							PH / CR2	46				
ZAFIRA	2006		HU100MH	HU100TE	HU100FH	Y		PH / CR2	46	Y	P-BOX		

FOR:  
PER:

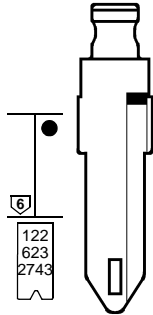
# PEUGEOT



P304



.....1/9..A/Z A/Z M.N.P.R.S  
.....0/90/9 M.N.P.R.S  
.....1/9...A/Z M.N.P.R.S  
.....1/9...A/Z M.N.P.R.S  
.....1/9...A/Z M.N.P.R.S  
.....1/9...A/Z M.N.P.R.S  
.....1/9...A/Z M.N.P.R.S



122  
623  
2743



P265



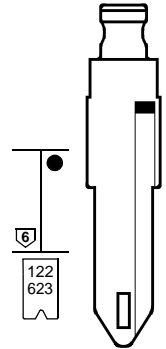
122  
623



P443



122  
623  
2741  
2743



122  
623

NE72AT29



NE72AT14



NE72AT5

VALEO



NE72FH

..... 1/9 . . A/Z A/Z MNPRS  
..... . 0/90/9 MNPRS  
..... 1/9 . . A/Z MNPRS  
..... 1/9 . . A/Z MNPRS  
..... 1/9 . . A/Z MNPRS  
..... 1/9 . . A/Z MNPRS  
..... 1/9 . . A/Z MNPRS  
..... 1/9 . . A/Z MNPRS



NE73TE

..... M-N-P-R-S



NE73MH

..... M-N-P-R-S



NE73FH

..... M-N-P-R-S

FOR:  
PER:

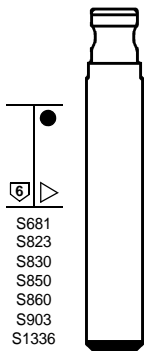
# PEUGEOT



P443



S823  
S830  
S681  
S850  
S860  
S903  
S1336



S681  
S823  
S830  
S850  
S860  
S903  
S1336



P386



S620  
S1117



P454



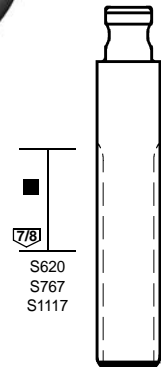
S620  
S767  
S1117



P443



S620  
S1117



S620  
S767  
S1117



VA6MH

..... 1234Q5678H  
..... ABCDEF  
..... 12897-A9999



VA6FH

..... 12897-A9999  
..... ABCDEF  
..... 1234Q5678H



HU83T14

..... 1-2000



HU83TE



HU83MH

..... 1-2000


















HU83FH

..... 1-2000

HUF - VALEO

VALEO

1	2	2a	3	3a	3b	e1+e2		6	42+71	72	43+44a	12	15
						GTI COMPATIBLE		IGNITION 					
CAR MAKE MODEL	FROM	TO	SILCA REF.	SILCA REF.	SILCA REF.	COPY	GEN.	TRANSP. TYPE	FAST COPY PLUS RW4 PLUS FAST COPY/RW4	FAST COPY PLUS RW4 PLUS	FAST COPY RW4	STP	
													

For more info on the uses of car keys, refer to the Silca Electronic Keys Catalogue: 

### PEUGEOT

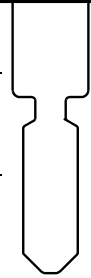
			NE72AT5		NE72FH			PH	33	Y	Y	G-V	
106	1997	2000	NE72AT5		NE72FH			PH	33	Y	Y	G-V	
106	2000	2004	NE72AT14					PH / CR2	46				
106	2000	2004	NE73MH	NE73TE	NE73FH	Y	Y	PH / CR2	46	Y	P-BOX		
107	2005							TEX / CR	70				
107	2005		VA6MH		VA6FH	Y	Y	TEX / CR	70	Y	P-BOX		
206	1998	2001	NE72AT29		NE72FH			PH / CR	45	Y	Y		
206	2001	2009	NE72AT14					PH / CR2	46				
206	2001	2009	NE73MH	NE73TE	NE73FH	Y	Y	PH / CR2	46	Y	P-BOX		
206 Cabrio	2001	2002	NE72AT29		NE72FH			PH / CR	45	Y	Y		
206 Cabrio	2002	2007	NE72AT14					PH / CR2	46				
206 Cabrio	2002	2007	NE73MH	NE73TE	NE73FH	Y	Y	PH / CR2	46	Y	P-BOX		
206 PLUS	2009		NE72AT14					PH / CR2	46				
206 PLUS	2009		NE73MH	NE73TE	NE73FH	Y	Y	PH / CR2	46	Y	P-BOX		
207	2006							PH / CR2	46				
207	2006		HU83MH	HU83TE	HU83FH	Y	Y	PH / CR2	46	Y	P-BOX		
208	2012		HU83MH	HU83TE	HU83FH	Y	Y	PH / CR2	46	Y	P-BOX		
306 [SB]	1997	2002	NE72AT5		NE72FH			PH	33	Y	Y	G-C	
306 [SC]	1997	2002	NE72AT5		NE72FH			PH	33	Y	Y	G-C	
307	2001	2009	HU83T14					PH / CR2	46				
307	2001	2009	HU83MH	HU83TE	HU83FH	Y	Y	PH / CR2	46	Y	P-BOX		
308	2007							PH / CR2	46				
308	2007		HU83MH	HU83TE	HU83FH	Y	Y	PH / CR2	46	Y	P-BOX		

FOR:  
PER:


# PEUGEOT



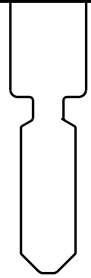
P271  
S234




**NE78P**  
.....  
0123456789  
ABCDEF



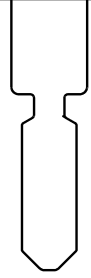
P313  
S234



**NE78T5**  
.....  
0123456789  
ABCDEF



P480  
S234



**NE78T29**  
.....  
0123456789  
ABCDEF

**NE78T14**  
.....  
0123456789  
ABCDEF

**NE78TE**  
.....  
0123456789  
ABCDEF



P443  
S234



**NE78MH**  
.....  
0123456789ABCDEF

VALEO

NEIMAN

FOR:  
PER:

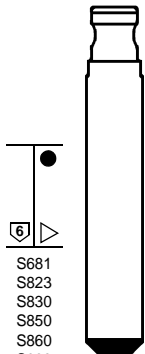
# PEUGEOT



P443  
S823  
S830  
S681  
S850  
S860  
S903  
S1336



**VA6MH**  
..... 1234Q5678H  
..... ABCDEF  
..... 12897-A9999



S681  
S823  
S830  
S850  
S860  
S903  
S1336

**VA6FH**  
..... 12897-A9999  
..... ABCDEF  
..... 1234Q5678H




P386  
S681  
S823  
S830



**VA2T14**  
..... 1-2-3-4-Q-5-6-7-8-H  
..... A-B-C-D-E-F



P247  
431  
632



**SX9CP**  
..... 0111111-628888  
..... H  
0111111-628888  
63/99 ..... 1-2-4-6-8  
63/99 ..... H 1-2-4-6-8



P315  
431  
632



**SX9T5**  
..... 0111111-628888  
..... H  
0111111-628888  
63/99 ..... 1-2-4-6-8  
63/99 ..... H 1-2-4-6-8

HUF - VALEO

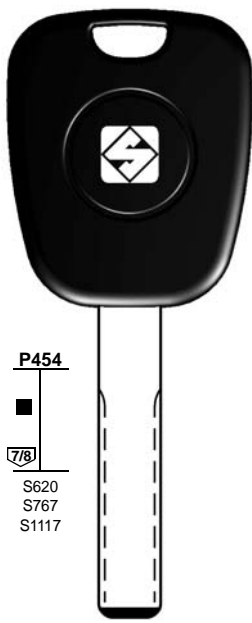
HUF - VALEO



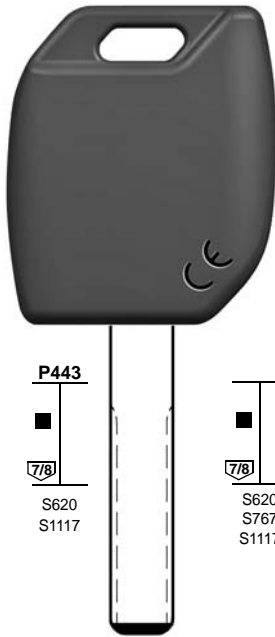
1	2	2a	3	3a	3b	e1+e2	6	42+71	72	43+44a	12	15	
						GTI COMPATIBLE	IGNITION 						
CAR MAKE MODEL	FROM	TO	SILCA REF.	SILCA REF.	SILCA REF.	COPY	GEN.	TRANSP. TYPE	FAST COPY PLUS RW4 PLUS FAST COPY/RW4	FAST COPY PLUS RW4 PLUS	FAST COPY RW4	STP	
For more info on the uses of car keys, refer to the Silca Electronic Keys Catalogue:													
<b>PEUGEOT</b>													
406	1995	1997	NE78P										
406	1999	2002	NE78T29					PH / CR	45	Y	Y		
406	2002	2004	NE78T14					PH / CR2	46				
406	2002	2004	NE78MH	NE78TE		Y	Y	PH / CR2	46	Y	P-BOX		
406 [SB]	1997	1999	NE78T5					PH	33	Y	Y	G-C	
406 [SC]	1997	1999	NE78T5					PH	33	Y	Y	G-C	
406 [SV]	1997	1999	NE78T5					PH	33	Y	Y	G-V	
407	2004	2011	VA2T14					PH / CR2	46				
407	2004	2011	VA6MH		VA6FH	Y	Y	PH / CR2	46	Y	P-BOX		
508	2011							PH / CR2	46				
508	2011		VA6MH		VA6FH	Y		PH / CR2	46	Y	P-BOX		
607	2001	2004						MEG / CR	48				
607	2004	2010	NE78T14					PH / CR2	46				
607	2004	2010	NE78MH	NE78TE		Y	Y	PH / CR2	46	Y	P-BOX		
806	1994	1997	SX9CP										
806 [SB]	1998	2002	SX9T5					PH	33	Y	Y	G-C	
806 [SC]	1998	2002	SX9T5					PH	33	Y	Y	G-C	

FOR:  
PER:

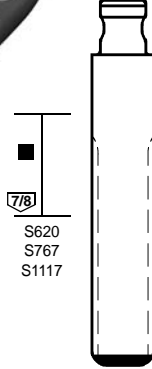
# PEUGEOT



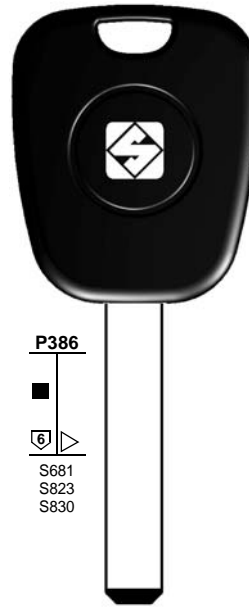
P454  
S620  
S767  
S1117



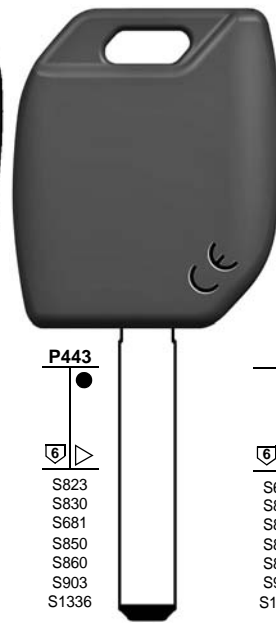
P443  
S620  
S1117



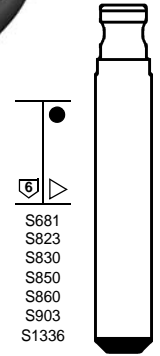
S620  
S767  
S1117



P386  
S681  
S823  
S830



P443  
S823  
S830  
S681  
S850  
S860  
S903  
S1336





S681  
S823  
S830  
S850  
S860  
S903  
S1336


  
**HU83TE**  
..... 1-2000


  
**HU83MH**  
..... 1-2000

  
**HU83FH**  
..... 1-2000

  
**VA2T14**  
..... 1-2-3-4-Q-5-6-7-8-H  
..... A-B-C-D-E-F

  
**VA6MH**  
..... 1234Q5678H  
..... ABCDEF  
..... 12897-A9999

  
**VA6FH**  
..... 12897-A9999  
..... ABCDEF  
..... 1234Q5678H

  
**HU83T14**  
..... 1-2000  
(head code P386)

VALEO

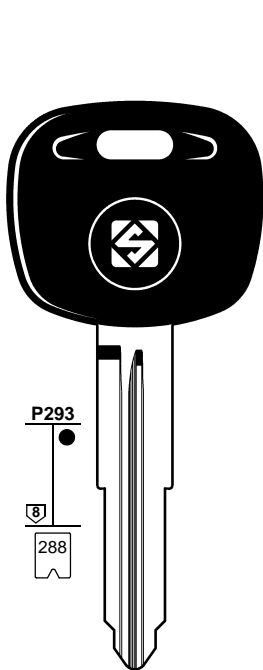
VALEO

HUF - VALEO

HUF - VALEO

FOR:  
PER:

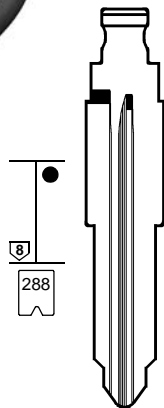
# PEUGEOT



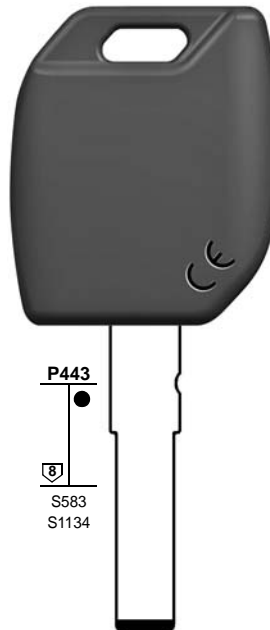
P293  
288



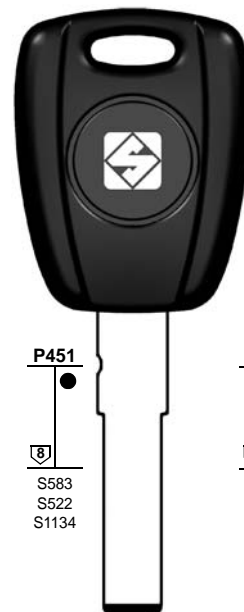
P443  
288



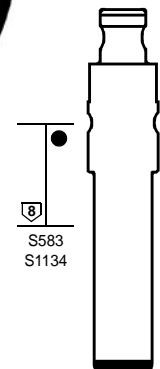
288



P443  
S583  
S1134



P451  
S583  
S522  
S1134



S583  
S1134

  
**MIT11RTE**  
..... 30010-32009

  
**MIT11RMH**  
..... 30010-32009

  
**MIT11RFH**  
..... 30010-32009

  
**SIP22MH**  
DE ..... 1-11210

  
**SIP22TE**  
DE ..... 1-11210

  
**SIP22FH**  
DE ..... 1-11210

GIOBERT - TRW SIPEA


GIOBERT - TRW SIPEA



FOR:  
PER:

# PEUGEOT

Blue head  
Testa blu



P266


6+7

108  
283  
437

**GT10BT5**

..... 3001-4000  
..... 6001-7000  
J ..... 3001-6732  
N ..... 6001-7000  
V ..... 1-3056  
AB ..... 5001-8058  
..... 6001-6891

Blue head  
Testa blu



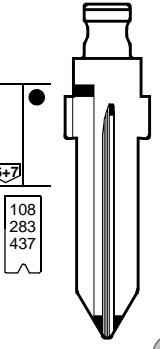
P456

6+7

122  
2743

**GT10BTE**

..... 1/9 ... A/Z/AZ MNPRS  
..... 0/90/9 MNPRS  
J ..... 1/9 ... A/Z MNPRS  
N ..... 1/9 ... A/Z MNPRS  
V ..... 1/9 ... A/Z MNPRS  
AB ..... 1/9 ... A/Z MNPRS  
..... 1/9 ... A/Z MNPRS  
..... 1/9 ... A/Z MNPRS  
..... 3001-4000  
..... 6001-7000




6+7

108  
283  
437

**GT10FH**

J ..... 3001-6732  
N ..... 6001-7000  
V ..... 0001-3056  
AB ..... 5001-8058  
..... 6001-6891  
..... 3001-4000  
..... 6001-7000




P443

8

S583

**SIP36MH**

DE ..... 1-11210



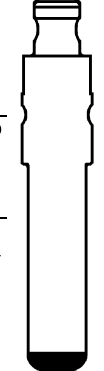
P451

8

S522  
S583  
S1134

**SIP22TE**

DE ..... 1-11210



8

S583  
S1134

**SIP22FH**

DE ..... 1-11210

GIOBERT - TRW SIPEA

GIOBERT - TRW SIPEA

GIOBERT - TRW SIPEA

FOR:  
PER:

# PEUGEOT



P247

4+5

431  
632

**SX9CP**

..... 0111111-628888  
..... H  
0111111-628888  
63/99 ..... 1-2-4-6-8  
63/99 ..... H 1-2-4-6-8



P315

4+5

431  
632

**SX9T5**

..... 0111111-628888  
..... H  
0111111-628888  
63/99 ..... 1-2-4-6-8  
63/99 ..... H 1-2-4-6-8



P449

4+5

431  
632

**SX9T14**

..... 0111111-628888  
..... H  
0111111-628888  
63/99 ..... 1-2-4-6-8  
63/99 ..... H 1-2-4-6-8



P443

4+5

431  
632

**SX9TE**

..... 0111111-628888  
..... H  
0111111-628888  
63/99 ..... 1-2-4-6-8  
63/99 ..... H 1-2-4-6-8



P386

7/8

S620  
S767  
S1117

**SX9MH**

..... 0111111-628888  
..... H  
0111111-628888  
63/99 ..... 1-2-4-6-8  
63/99 ..... H 1-2-4-6-8

SX9CP

SX9T5

SX9T14

SX9TE

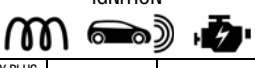














SX9MH

HU83T14

..... 1-2000

SIMPLEX

VALEO

1	2	2a	3	3a	3b	e1+e2	6	42+71	72	43+44a	12	15	
						GTI COMPATIBLE	IGNITION 						
CAR MAKE MODEL	FROM	TO	SILCA REF.	SILCA REF.	SILCA REF.	COPY	GEN.	TRANSP. TYPE	FAST COPY PLUS RW4 PLUS FAST COPY/RW4	FAST COPY PLUS RW4 PLUS	FAST COPY RW4	STP	
													

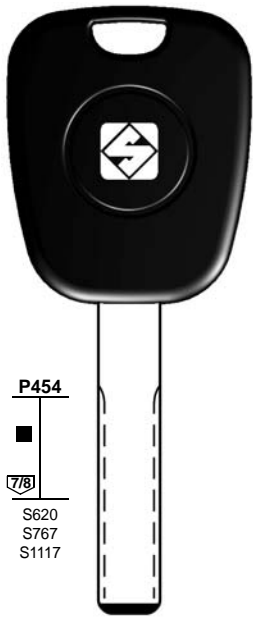
For more info on the uses of car keys, refer to the Silca Electronic Keys Catalogue: 

**PEUGEOT**

BOXER	1996	2001	GT10BT5	GT10BTE	GT10FH			MEG	13	Y	Y	Meg	S1
BOXER	2002	2005						MEG / CR	48				
BOXER	2006							PH / CR2	46				
BOXER	2006		SIP36MH	SIP22TE	SIP22FH	Y		PH / CR2	46	Y		P-BOX	
EXPERT	1995	1996	SX9CP										
EXPERT	1997	2001	SX9T5					PH	33	Y		Y	G-C
EXPERT	2002	2006	SX9T14					PH / CR2	46				
EXPERT	2002	2006	SX9MH	SX9TE		Y	Y	PH / CR2	46	Y		P-BOX	
EXPERT	2007		HU83T14					PH / CR2	46				

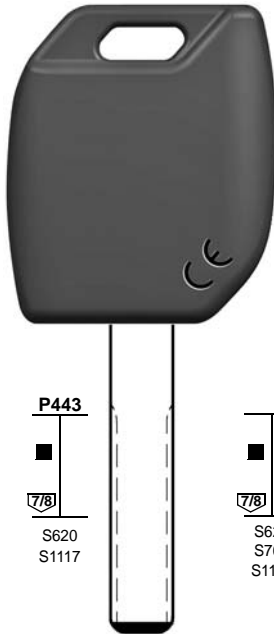
FOR:  
PER:

# PEUGEOT



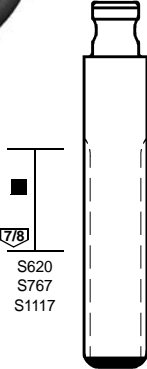
P454

■  
7/8  
S620  
S767  
S1117



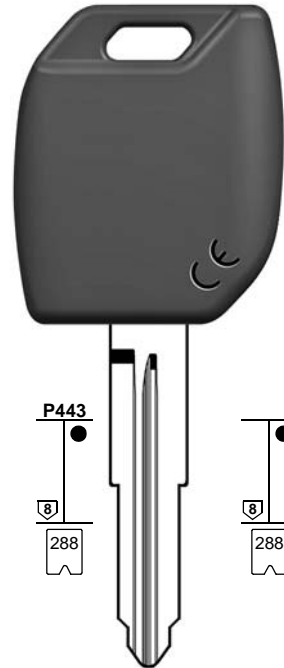
P443

■  
7/8  
S620  
S1117



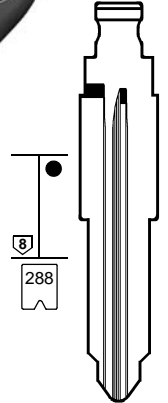
P293

■  
8  
288



P443

■  
8  
288



■  
8  
288

 **TE KEY**  
**HU83TE**  
..... 1-2000

 **MH KEY**  
**HU83MH**  
..... 1-2000

 **FH FLIP**  
**HU83FH**  
..... 1-2000

 **TE KEY**  
**MIT11RTE**  
..... 30010-32009

 **MH KEY**  
**MIT11RMH**  
..... 30010-32009

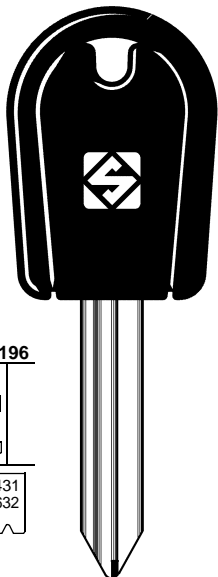
 **FH FLIP**  
**MIT11RFH**  
..... 30010-32009

VALEO

VALEO

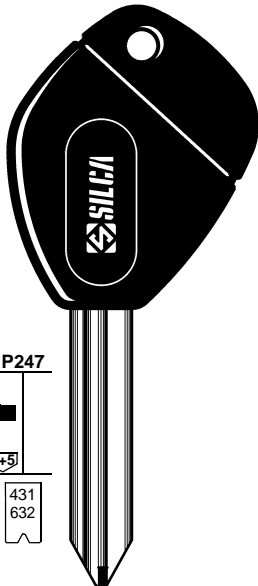
FOR:  
PER:

# PEUGEOT



P196

■  
4+5  
431  
632



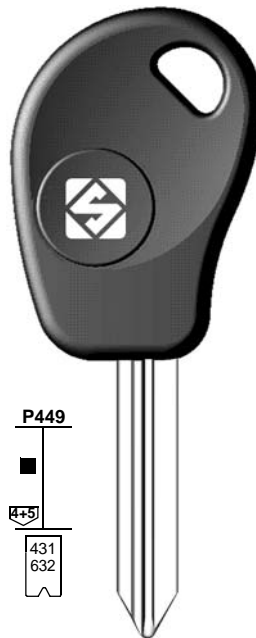
P247

■  
4+5  
431  
632



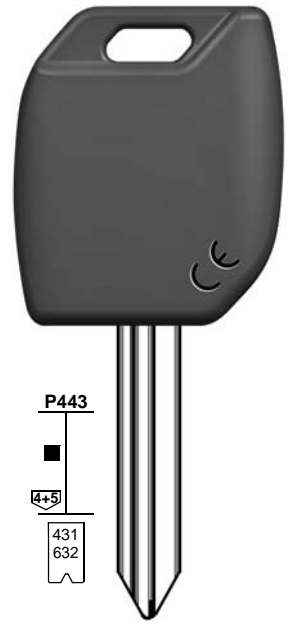
P315

■  
4+5  
431  
632



P449

■  
4+5  
431  
632



P443

■  
4+5  
431  
632

.....  
0111111-62888  
..... H  
0111111-62888  
63/99 ..... 1-2-4-6-8  
63/99 ..... H 1-2-4-6-8

.....  
0111111-62888  
..... H  
0111111-62888  
63/99 ..... 1-2-4-6-8  
63/99 ..... H 1-2-4-6-8

.....  
0111111-62888  
..... H  
0111111-62888  
63/99 ..... 1-2-4-6-8  
63/99 ..... H 1-2-4-6-8

.....  
0111111-62888  
..... H  
0111111-62888  
63/99 ..... 1-2-4-6-8  
63/99 ..... H 1-2-4-6-8

.....  
0111111-62888  
..... H  
0111111-62888  
63/99 ..... 1-2-4-6-8  
63/99 ..... H 1-2-4-6-8

 **SX9GP**

 **SX9CP**

 **SX9T5**

 **SX9T14**

 **SX9TE**

 **SX9MH**

SIMPLEX

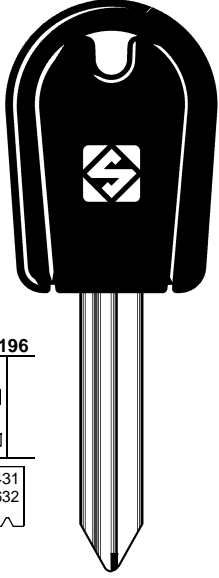
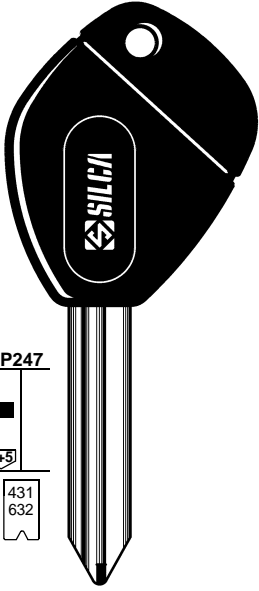


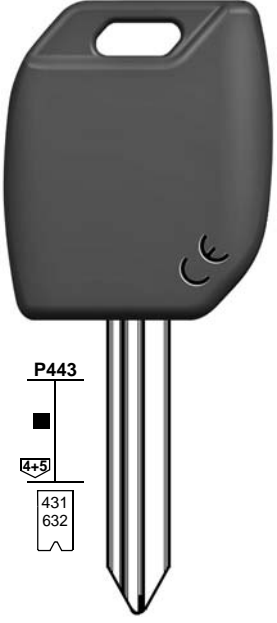
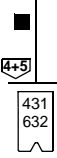
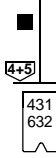


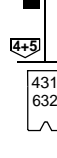
SIMPLEX

SIMPLEX



FOR:  
PER:

# PEUGEOT

				
<p><b>P196</b></p>  <p>431 632</p>	<p><b>P247</b></p>  <p>431 632</p>	<p><b>P315</b></p>  <p>431 632</p>	<p><b>P449</b></p>  <p>431 632</p>	<p><b>P443</b></p>  <p>431 632</p>
<p>..... 0111111-628888 ..... H 0111111-628888 63/99 ..... 1-2-4-6-8 63/99 ..... H 1-2-4-6-8</p>	<p>..... 0111111-628888 ..... H 0111111-628888 63/99 ..... 1-2-4-6-8 63/99 ..... H 1-2-4-6-8</p>	<p>..... 0111111-628888 ..... H 0111111-628888 63/99 ..... 1-2-4-6-8 63/99 ..... H 1-2-4-6-8</p>	<p>..... 0111111-628888 ..... H 0111111-628888 63/99 ..... 1-2-4-6-8 63/99 ..... H 1-2-4-6-8</p>	<p>..... 0111111-628888 ..... H 0111111-628888 63/99 ..... 1-2-4-6-8 63/99 ..... H 1-2-4-6-8</p>



**SX9GP**

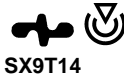
SIMPLEX



**SX9CP**



**SX9T5**



**SX9T14**

SIMPLEX



**SX9TE**

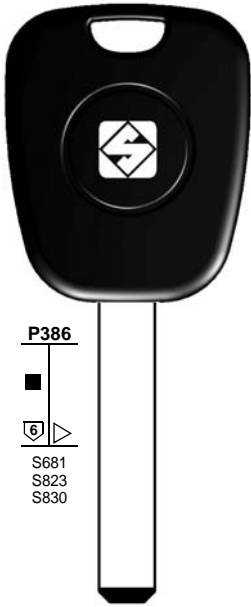
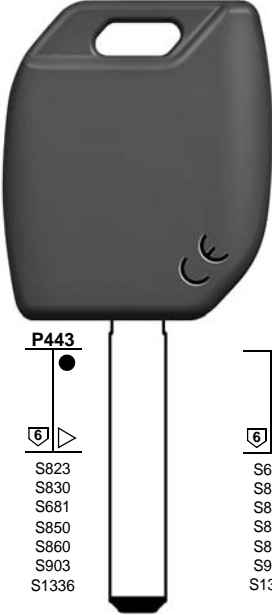
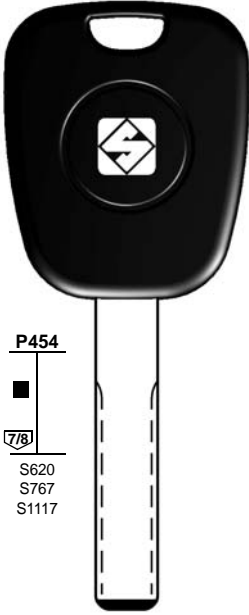
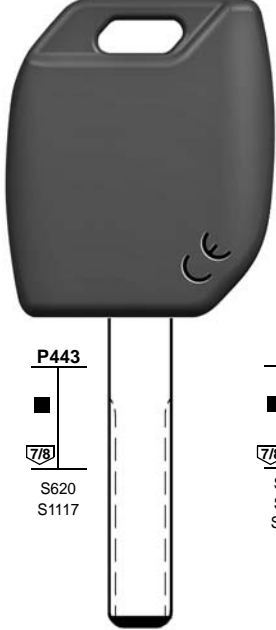
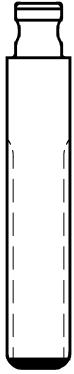





SIMPLEX



**SX9MH**

FOR:  
PER:

# PEUGEOT

				
<p><b>P386</b></p>  <p>S681 S823 S830</p>	<p><b>P443</b></p>  <p>S823 S830 S681 S850 S860 S903 S1336</p>	<p><b>P454</b></p>  <p>S620 S767 S1117</p>	<p><b>P443</b></p>  <p>S620 S1117</p>	<p><b>P443</b></p>  <p>S620 S767 S1117</p>
<p>..... 1-2-3-4-Q-5-6-7-8-H ..... A-B-C-D-E-F</p>	<p>..... 1234Q5678H ..... ABCDEF ..... 12897-A9999</p>	<p>..... 12897-A9999 ..... ABCDEF ..... 1234Q5678H</p>	<p>..... 1-2000</p>	<p>..... 1-2000</p>



**VA2T14**

..... 1-2-3-4-Q-5-6-7-8-H  
..... A-B-C-D-E-F

HUF - VALEO



**VA6MH**

..... 1234Q5678H  
..... ABCDEF  
..... 12897-A9999

HUF - VALEO



**VA6FH**

..... 12897-A9999  
..... ABCDEF  
..... 1234Q5678H



**HU83TE**

..... 1-2000



**HU83MH**

..... 1-2000



**HU83FH**

..... 1-2000

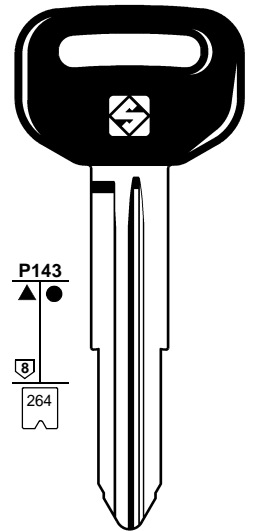
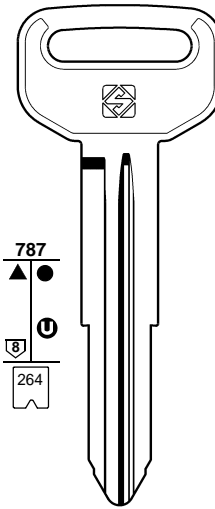
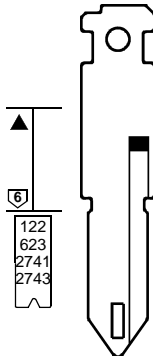
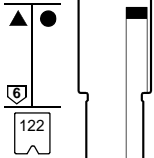
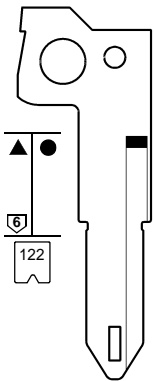




FOR:  
PER:

## PEUGEOT

## PIAGGIO



**NE73-BI**

... 1/9 .....  
1/9 ..... A/Z  
... 1/9 ..... A/Z  
... 1/9 ..... A/Z  
... 1/9 ..... A/Z  
... 1/9 ..... A/Z  
... 1/9 ..... A/Z  
... 1/9 ..... A/Z  
... 1/9 ..... A/Z  
... 1/9 ..... A/Z  
... 1/9 ..... A/Z  
... 0/9 0/9  
M-N-P-R-S

**NE73-CI**

... 1/9 .....  
1/9 ..... A/Z  
... 1/9 ..... A/Z  
... 1/9 ..... A/Z  
... 1/9 ..... A/Z  
... 1/9 ..... A/Z  
... 1/9 ..... A/Z  
... 1/9 ..... A/Z  
... 1/9 ..... A/Z  
... 1/9 ..... A/Z  
... 1/9 ..... A/Z  
... 0/9 0/9  
M-N-P-R-S

**VA3-I**

... 1/9 .....  
1/9 ..... A/Z  
... 1/9 ..... A/Z  
... 1/9 ..... A/Z  
... 1/9 ..... A/Z  
... 1/9 ..... A/Z  
... 1/9 ..... A/Z  
... 1/9 ..... A/Z  
... 1/9 ..... A/Z  
... 1/9 ..... A/Z  
... 1/9 ..... A/Z  
... 0/9 0/9  
M-N-P-R-S

**HU83T**

.... 1-2000

**DH4R**

D .... 1-3000

**DH4RP**

D .... 1-3000



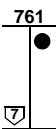
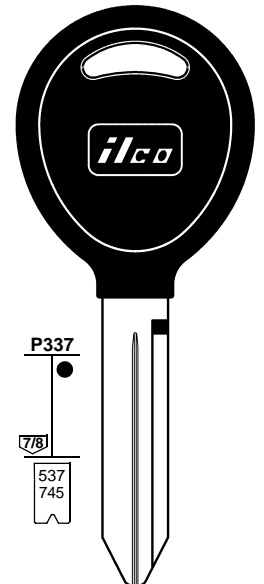
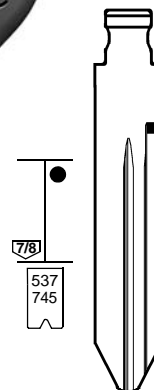
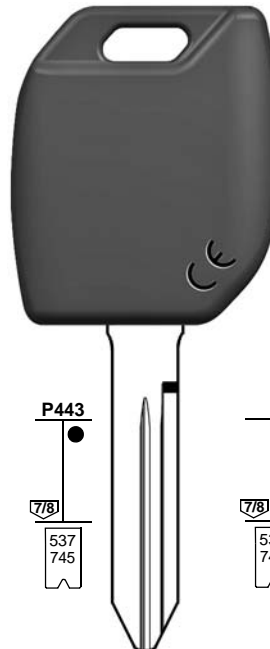
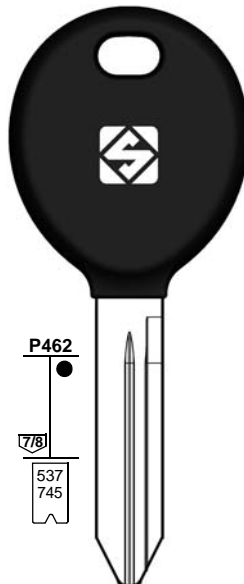
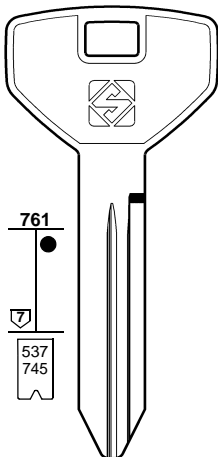
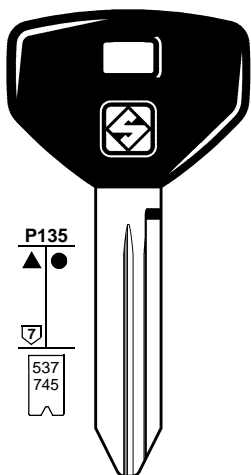
NEIMAN - VACHETTE



VALEO

FOR:  
PER:

## PLYMOUTH



**CY22P**

M .... 1-2618  
FL .... 1-262  
L .... 1-3580

**CY23**

M .... 1-2618  
L .... 1-3580

**CY24TE**

L .... 1-3580  
M .... 1-2618



**CY24MH**

L .... 1-3580  
M .... 1-2618



**CY24FH**


















L .... 1-3580  
M .... 1-2618  
FT .... 1001-3000



**Y160-PT**

L .... 1-3580  
M .... 1-2618



1	2	2a	3	3a	3b	e1+e2		6	42+71	72	43+44a	12	15
						GTI COMPATIBLE		IGNITION					
								  					
CAR MAKE MODEL	FROM	TO	SILCA REF.	SILCA REF.	SILCA REF.	COPY	GEN.	TRANSP. TYPE	FAST COPY PLUS RW4 PLUS FAST COPY/RW4	FAST COPY PLUS RW4 PLUS	FAST COPY RW4	STP	
													

For more info on the uses of car keys, refer to the Silca Electronic Keys Catalogue: 

### PEUGEOT

SOME MODELS	1999		NE73-CI										
SOME MODELS	1999		NE73-BI										
SOME MODELS	2001		HU83T										
SOME MODELS	2004		VA3-I										

### PIAGGIO

PORTER	1993		DH4R										
PORTER	1993		DH4RP										

### PLYMOUTH

BREEZE	1999	2001	Y160-PT					TEX / CR	64				F
BREEZE	1999	2001	CY24MH	CY24TE	CY24FH	Y	Y	TEX / CR	64	Y	P-BOX		
NEON	1995	2000	CY23										
NEON	1995	2000	CY23										
NEON	1995	2000	CY22P										
NEON	2000	2001	Y160-PT					TEX / CR	64				F
NEON	2000	2001	CY24MH	CY24TE	CY24FH	Y	Y	TEX / CR	64	Y	P-BOX		
PROWLER	2000	2002	Y160-PT					TEX / CR	64				F
PROWLER	2000	2002	CY24MH	CY24TE	CY24FH	Y	Y	TEX / CR	64	Y	P-BOX		

FOR:  
PER:

# PONTIAC

Grey head  
Testa grigia

P233 Primary  
P339 Master  
P339 Valet  
P340 Master  
P340 Valet  
P339 Master

..... AA00-7T51  
..... S000A-S711K

..... 1-1988  
H ..... 1-3988  
O ..... 5000-6999  
..... S000A-S711K

..... 1-1988  
H ..... 1-3988  
O ..... 5000-6999  
..... S000A-S711K

O ..... 5000-6999

O ..... 5000-6999

G ..... 0-3631

GM39EP B99-PT B100-PT B104-PT B103-PT B111-PT

B99-PT5 B100-PT5 B104-PT5 B103-PT5

BRIGGS & STRATTON BRIGGS & STRATTON BRIGGS & STRATTON

FOR:  
PER:

# PONTIAC

P310  
P452  
P443  
P442

S882 S882 S882

DWO4RT6 DWO4RFH GM45TE GM45MH GM45FH EK3P-GM45

J ..... 1-1200  
J ..... 1-1200  
T ..... 1-1200  
M ..... 1-1200

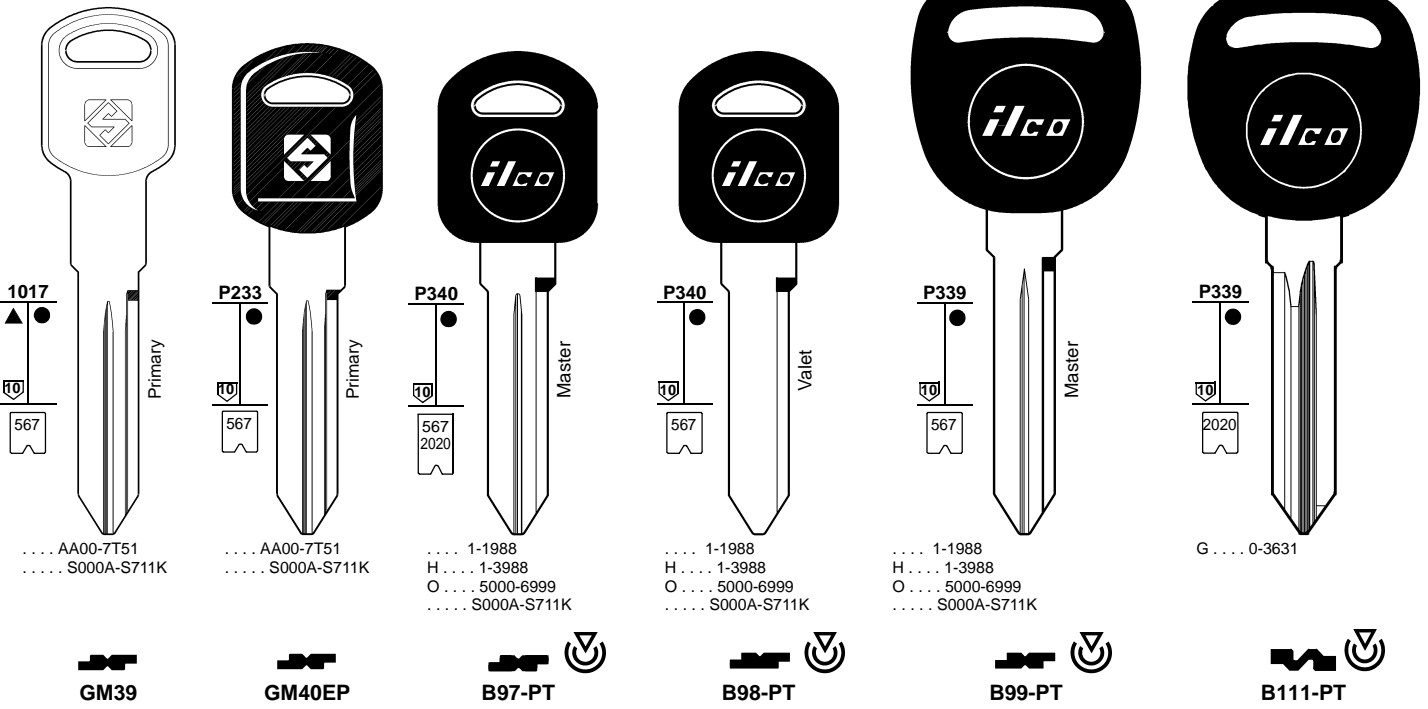
60000-62113 60000-62113 60000-62113

BRIGGS & STRATTON BRIGGS & STRATTON



FOR:  
PER:

# PONTIAC

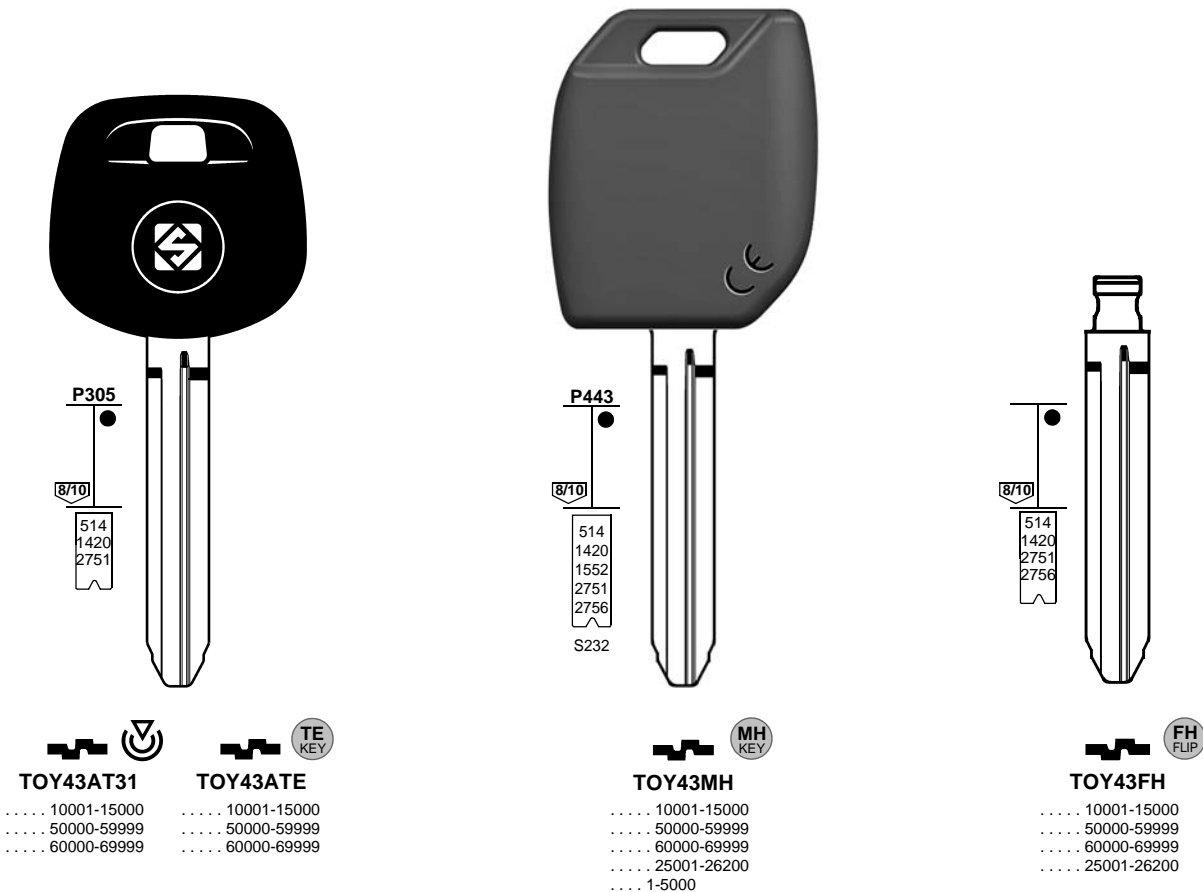


BRIGGS & STRATTON

BRIGGS & STRATTON

FOR:  
PER:

# PONTIAC

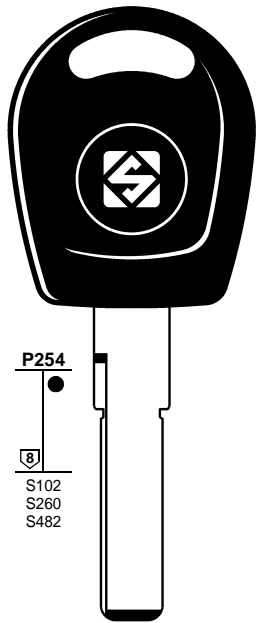


1	2	2a	3	3a	3b	e1+e2		6	42+71	72	43+44a	12	15	
						<b>GTI COMPATIBLE</b>		<b>IGNITION</b> 						
CAR MAKE MODEL	FROM	TO	SILCA REF.	SILCA REF.	SILCA REF.	COPY		GEN.	TRANSP. TYPE	FAST COPY PLUS RW4 PLUS FAST COPY/RW4	FAST COPY PLUS RW4 PLUS	FAST COPY RW4	STP	
For more info on the uses of car keys, refer to the Silca Electronic Keys Catalogue:														
<b>PONTIAC</b>														
MONTANA	1999	2004	B97-PT						MEG	13				A
MONTANA	1999	2004	B98-PT						MEG	13				A
MONTANA	1999	2004	B97-PT5						MEG	13	Y	Y		
MONTANA	1999	2004	B98-PT5						MEG	13	Y	Y		
MONTANA	2005	2009	B99-PT						MEG	13				G
MONTANA	2005	2005							MEG	13				G
MONTANA	2005	2009	B99-PT5						MEG	13	Y	Y		
PURSUIT	2006	2010	B111-PT						PH / CR2	46				
SOLSTICE	2006	2009	B111-PT						PH / CR2	46				A
SUNFIRE	2000	2005	GM40EP											
TORRENT	2005	2006	GM39											
TORRENT	2007	2009	B111-PT						PH / CR2	46				A
VIBE	2009	2010	TOY43AT31						TEX / CR	67				
VIBE	2009	2010	TOY43MH	TOY43ATE	TOY43FH	Y	Y		TEX / CR	67	Y	P-BOX		

FOR:  
PER:

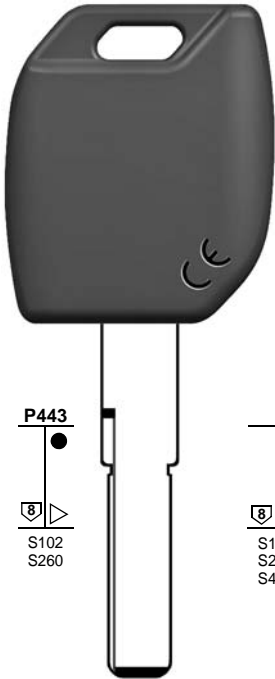
# PORSCHE

# PROTON



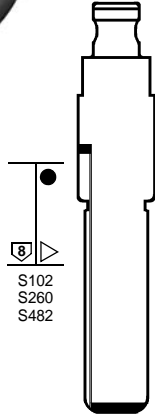
P254

S102  
S260  
S482

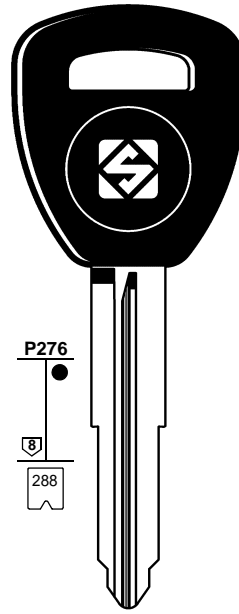


P443

S102  
S260

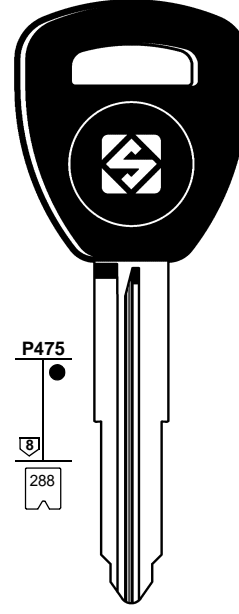


S102  
S260  
S482



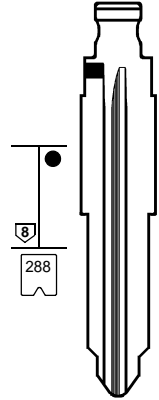
P276

288





P475

288



288

  
**HU66T5**  
1ATS ..... 00001-17850  
..... 1-2000  
..... 1-6000

  
**HU66MH**  
..... 1-2000  
..... 0001-6000

  
**HU66FH**  
..... 1-2000  
..... 0001-6000

  
**PO1RT4**  
..... 30010-32009

  
**PO1RTE**  
..... 30010-32009

  
**PO1RFH**  
..... 30010-32009

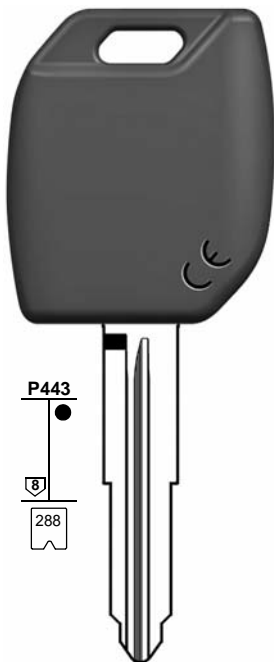
HUF - WITTE

HUF - WITTE

FOR:  
PER:

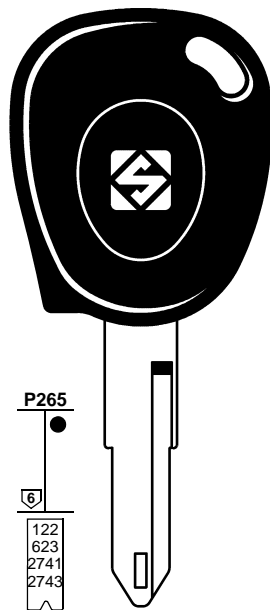
# PROTON

# RENAULT



P443

288



P265

122  
623  
2741  
2743

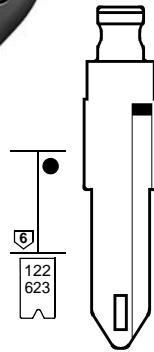
M-N-P-R-S



P443

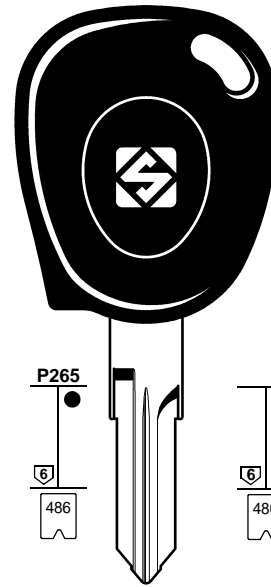
122  
623  
2741  
2743

  
**NE73MH**  
..... M-N-P-R-S




122  
623

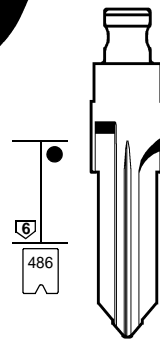
  
**NE73FH**  
..... M-N-P-R-S



P265

486

  
**VAC102T1**  
..... 0/90/9 12345  
..... A/Z0/9 1-4092  
..... A/Z0/9 5001-9092



486

  
**VAC102FH**  
..... 0/90/9 12345  
..... A/Z0/9 1-4092  
..... A/Z0/9 5001-9092

  
**PO1RMH**  
..... 30010-32009

  
**NE73T5**  
  
**NE73T16**

  
**NE73TE**

VALEO

VALEO

VALEO



1	2	2a	3	3a	3b	e1+e2		6	42+71	72	43+44a	12	15
---	---	----	---	----	----	-------	--	---	-------	----	--------	----	----

GTI  
COMPATIBLE

IGNITION



CAR MAKE MODEL	FROM	TO	SILCA REF.	SILCA REF.	SILCA REF.	COPY	GEN.	TRANSP. TYPE	FAST COPY PLUS RW4 PLUS FAST COPY/RW4	FAST COPY PLUS RW4 PLUS	FAST COPY RW4	STP	

For more info on the uses of car keys, refer to the Silca Electronic Keys Catalogue:

**PORSCHE**

911	1998	1999	HU66T5		HU66FH			MEG	13	Y	Y		
911	1999							MEG / CR	48				
968	1999							MEG / CR	48				
BOXSTER	1997	1998	HU66T5		HU66FH			MEG	13	Y	Y		
BOXSTER	1999	2000						MEG / CR	48				
CAYENNE	2003							PH / CR2	46				
CAYENNE	2003		HU66MH					PH / CR2	46	Y	P-BOX		
CAYMAN	2009							PH / CR2	46				
CAYMAN	2009		HU66MH	HU66TE	HU66FH	Y		PH / CR2	46	Y	P-BOX		

**PROTON**

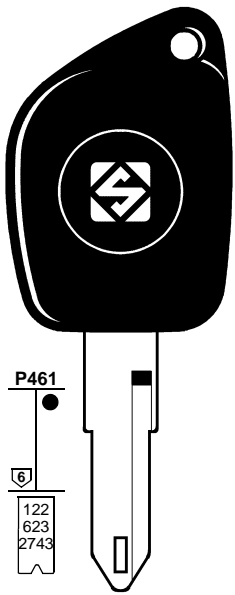
415	1996	1998	PO1RT4					TEXAS	4C				S10
415	1996	1998	PO1RMH	PO1RTE	PO1RFH	Y	Y	TEXAS	4C	Y	P-BOX		
415	1998							TEM / CR	8C				
416	1996	1998	PO1RT4					TEXAS	4C				S10
416	1996	1998	PO1RMH	PO1RTE	PO1RFH	Y	Y	TEXAS	4C	Y	P-BOX		
416	1998							TEM / CR	8C				

**RENAULT**

AVANTIME	2001	2003	NE73T16					TEX / CR	60				
AVANTIME	2001	2003	NE73MH	NE73TE	NE73FH	Y	Y	TEX / CR	60	Y	P-BOX		
CAPTUR	2013		SMARTKEY					PH / CR2	46				
CLIO	1995	2001	VAC102T1		VAC102FH			PH	33	Y	Y		
CLIO	1995	2001	NE73T5		NE73FH			PH	33	Y	Y		
CLIO II	2001	2012						PH / CR2	46				


FOR:  
PER:

# RENAULT

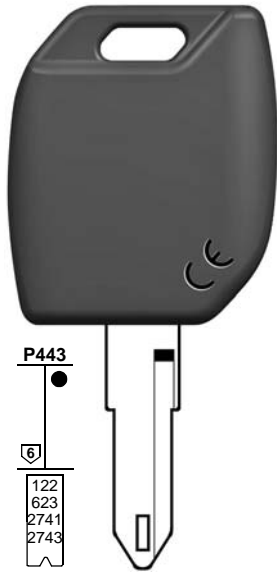


P461  
6  
122  
623  
2743



### NE72ATE

..... 1/9 . . . A/Z/A/Z MNPRS  
..... 0/90/9 MNPRS  
..... 1/9 . . . A/Z MNPRS  
..... 1/9 . . . A/Z MNPRS  
..... 1/9 . . . A/Z MNPRS  
..... 1/9 . . . A/Z MNPRS  
..... 1/9 . . . A/Z MNPRS  
..... 1/9 . . . A/Z MNPRS

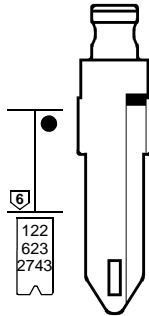


P443  
6  
122  
623  
2741  
2743



### NE72MH

..... M-N-P-R-S  
..... 0/90/9 MNPRS  
..... 1/9 . . . A/Z MNPRS  
..... 1/9 . . . A/Z MNPRS  
..... 1/9 . . . A/Z/A/Z MNPRS  
..... 1/9 . . . A/Z MNPRS  
..... 1/9 . . . A/Z MNPRS  
..... 1/9 . . . A/Z MNPRS  
..... 1/9 . . . A/Z MNPRS

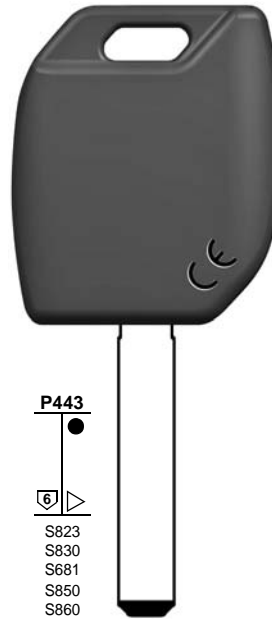


P443  
6  
122  
623  
2743



### NE72FH

..... 1/9 . . . A/Z/A/Z MNPRS  
..... 0/90/9 MNPRS  
..... 1/9 . . . A/Z MNPRS  
..... 1/9 . . . A/Z MNPRS  
..... 1/9 . . . A/Z MNPRS  
..... 1/9 . . . A/Z MNPRS  
..... 1/9 . . . A/Z MNPRS  
..... 1/9 . . . A/Z MNPRS

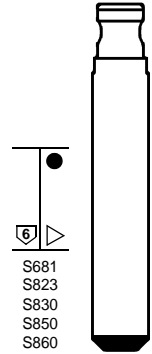


P443  
6  
S823  
S830  
S681  
S850  
S860  
S903  
S1336



### VA6MH

..... 1234Q5678H  
..... ABCDEF  
..... 12897-A9999



P443  
6  
S681  
S823  
S830  
S850  
S860  
S903  
S1336



### VA6FH

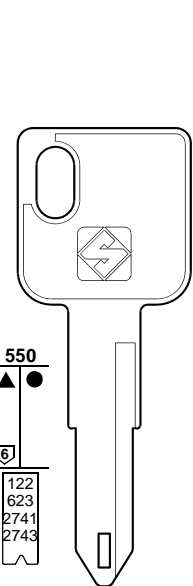
..... 12897-A9999  
..... ABCDEF  
..... 1234Q5678H

VALEO

HUF - VALEO

FOR:  
PER:

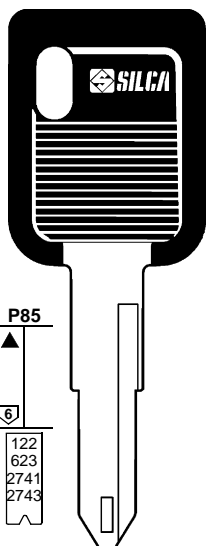
# RENAULT



550  
6  
122  
623  
2741  
2743

### NE73

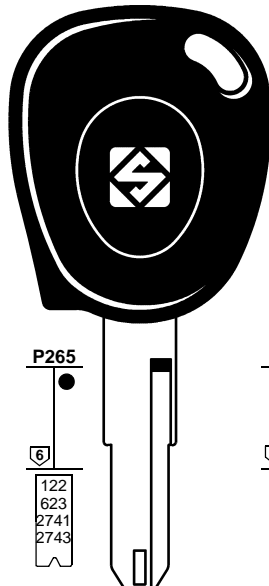
..... 1/9 . . . A/Z MNPRS  
..... 0/90/9 MNPRS  
..... 1/9 . . . A/Z MNPRS  
..... 1/9 . . . A/Z/A/Z MNPRS  
..... 1/9 . . . A/Z MNPRS  
..... 1/9 . . . A/Z MNPRS  
..... 1/9 . . . A/Z MNPRS  
..... 1/9 . . . A/Z MNPRS



P85  
6  
122  
623  
2741  
2743

### NE73DP

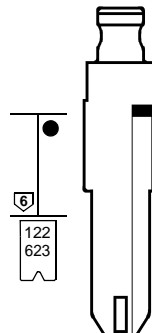
..... 1/9 . . . A/Z MNPRS  
..... 0/90/9 MNPRS  
..... 1/9 . . . A/Z MNPRS  
..... 1/9 . . . A/Z/A/Z MNPRS  
..... 1/9 . . . A/Z MNPRS  
..... 1/9 . . . A/Z MNPRS  
..... 1/9 . . . A/Z MNPRS  
..... 1/9 . . . A/Z MNPRS



P265  
6  
122  
623  
2741  
2743

### NE73T5

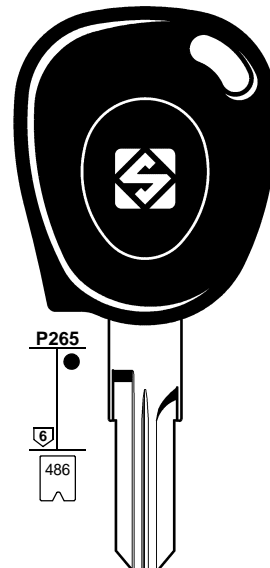
..... M-N-P-R-S



P265  
6  
122  
623

### NE73FH

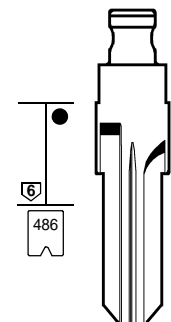
..... M-N-P-R-S



P265  
6  
486

### VAC102T1

..... 0/90/9 12345  
..... A/Z0/9 1-4092  
..... A/Z0/9 5001-9092




















P265  
6  
486

### VAC102FH

..... 0/90/9 12345  
..... A/Z0/9 1-4092  
..... A/Z0/9 5001-9092



VALEO

1	2	2a	3	3a	3b	e1+e2	6	42+71	72	43+44a	12	15	
						GTI COMPATIBLE	IGNITION   						
CAR MAKE MODEL	FROM	TO	SILCA REF.	SILCA REF.	SILCA REF.	COPY	GEN.	TRANSP. TYPE	FAST COPY PLUS RW4 PLUS FAST COPY/RW4	FAST COPY PLUS RW4 PLUS	FAST COPY RW4	STP	
													

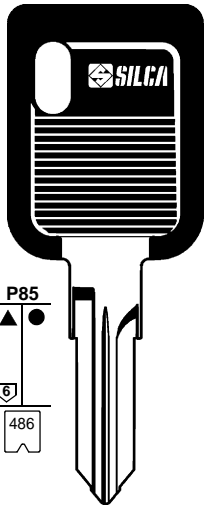
For more info on the uses of car keys, refer to the Silca Electronic Keys Catalogue:    

**RENAULT**

CAR MAKE MODEL	FROM	TO	SILCA REF.	SILCA REF.	SILCA REF.	COPY	GEN.	TRANSP. TYPE	FAST COPY PLUS RW4 PLUS FAST COPY/RW4	FAST COPY PLUS RW4 PLUS	FAST COPY RW4	STP	
CLIO II	2001	2012	NE72MH	NE72ATE	NE72FH	Y		PH / CR2	46	Y	P-BOX		
CLIO III	2006							PH / CR2	46				
CLIO III	2006		VA6MH		VA6FH	Y		PH / CR2	46	Y	P-BOX		
CLIO IV	2012		SMARTKEY					PH / CR2	46				
COACH	1995	1998	NE73DP										
COACH	1995	1998	NE73										
ESPACE III	1997	2002	NE73T5		NE73FH			PH	33	Y	Y		
ESPACE IV	2002		SMARTKEY					PH / CR2	46				
KANGOO	1998	2001	VAC102T1		VAC102FH			PH	33	Y	Y		
KANGOO	2002	2010						PH / CR2	46				

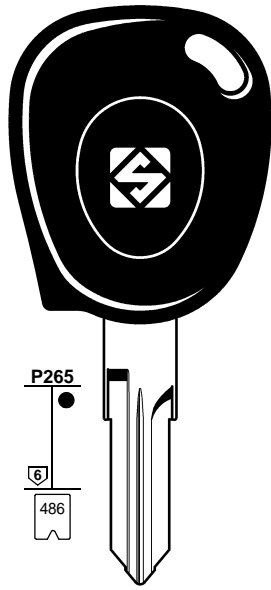
FOR:  
PER:

# RENAULT



### VAC102DP

..... A/Z0/9 5001-9092  
 ..... 0/90/9 12345  
 ..... A/Z0/9 1-4092



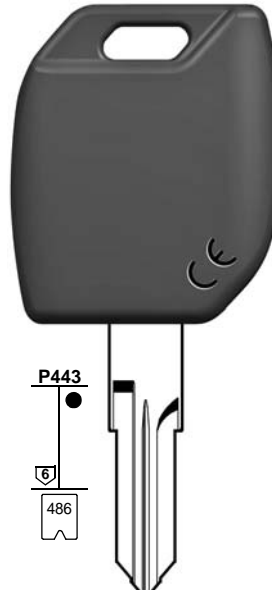
### VAC102T1

..... 0/90/9 12345  
 ..... A/Z0/9 1-4092  
 ..... A/Z0/9 5001-9092



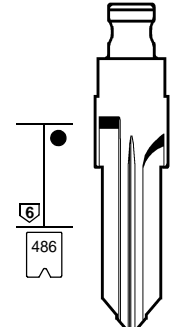
### VAC102TE

..... A/Z 0/9 1-4092  
 ..... A/Z 0/9 5001-9092  
 ..... 0/90/9 12345



### VAC102MH

..... A/Z 0/9 1-4092  
 ..... A/Z 0/9 5001-9092  
 ..... A/Z 0/9 1-2-3-4-5



### VAC102FH

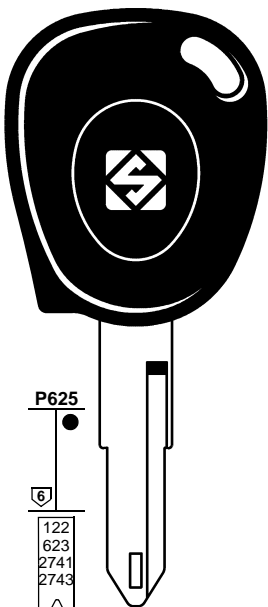
..... A/Z 0/9 1-4092  
 ..... A/Z 0/9 5001-9092

VALEO

VALEO

FOR:  
PER:

# RENAULT



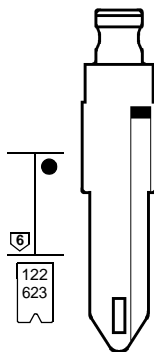
### NE73T5

..... M-N-P-R-S



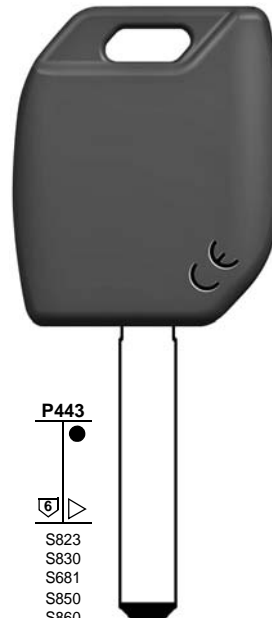
### NE73T32

..... M-N-P-R-S



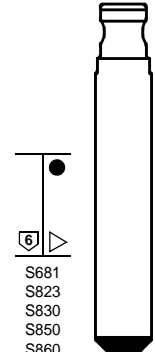
### NE73FH

..... M-N-P-R-S



### VA6MH

..... 1234Q5678H  
 ..... ABCDEF  
 ..... 12897-A9999



### VA6FH

..... 12897-A9999  
 ..... ABCDEF  
 ..... 1234Q5678H

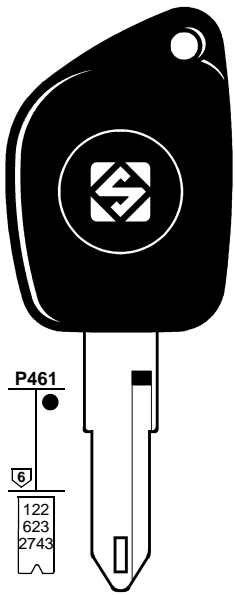
NEIMAN - VALEO

HUF - VALEO



FOR:  
PER:

# RENAULT

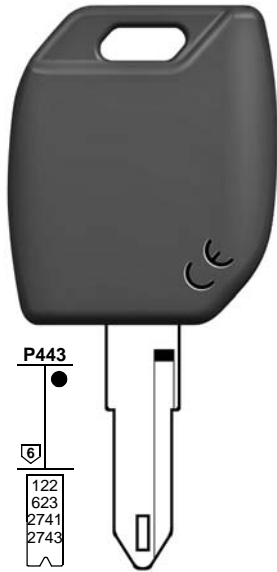


P461  
6  
122  
623  
2743



## NE72ATE

..... 1/9 . . . A/ZA/Z MNPRS  
..... 0/90/9 MNPRS  
..... 1/9 . . . A/Z MNPRS  
..... 1/9 . . . A/Z MNPRS  
..... 1/9 . . . A/Z MNPRS  
..... 1/9 . . . A/Z MNPRS  
..... 1/9 . . . A/Z MNPRS  
..... 1/9 . . . A/Z MNPRS

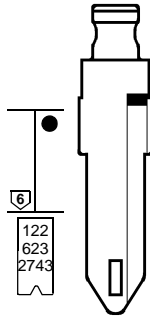


P443  
6  
122  
623  
2741  
2743



## NE72MH

..... M-N-P-R-S  
..... 0/90/9 MNPRS  
..... 1/9 . . . A/Z MNPRS  
..... 1/9 . . . A/Z MNPRS  
..... 1/9 . . . A/ZA/Z MNPRS  
..... 1/9 . . . A/Z MNPRS  
..... 1/9 . . . A/Z MNPRS  
..... 1/9 . . . A/Z MNPRS  
..... 1/9 . . . A/Z MNPRS

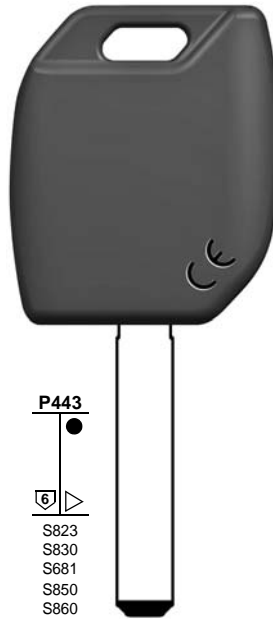


6  
122  
623  
2743



## NE72FH

..... 1/9 . . . A/ZA/Z MNPRS  
..... 0/90/9 MNPRS  
..... 1/9 . . . A/Z MNPRS  
..... 1/9 . . . A/Z MNPRS  
..... 1/9 . . . A/Z MNPRS  
..... 1/9 . . . A/Z MNPRS  
..... 1/9 . . . A/Z MNPRS  
..... 1/9 . . . A/Z MNPRS

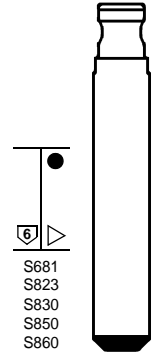


P443  
6  
S823  
S830  
S681  
S850  
S860  
S903  
S1336



## VA6MH

..... 1234Q5678H  
..... ABCDEF  
..... 12897-A9999



6  
S681  
S823  
S830  
S850  
S860  
S903  
S1336



## VA6FH

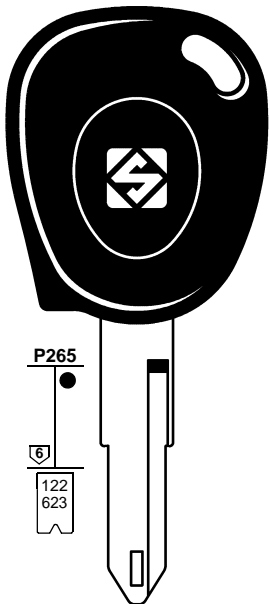
..... 12897-A9999  
..... ABCDEF  
..... 1234Q5678H

VALEO

HUF - VALEO

FOR:  
PER:

# RENAULT



P265  
6  
122  
623



## NE73TE

..... M-N-P-R-S

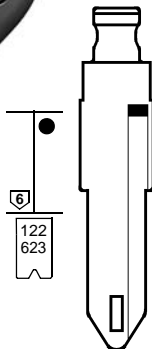


P443  
6  
122  
623  
2741  
2743



## NE73MH

..... M-N-P-R-S

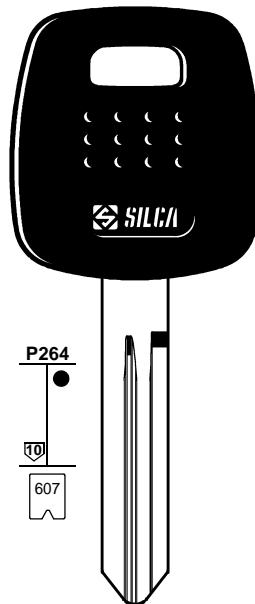


6  
122  
623



## NE73FH

..... M-N-P-R-S

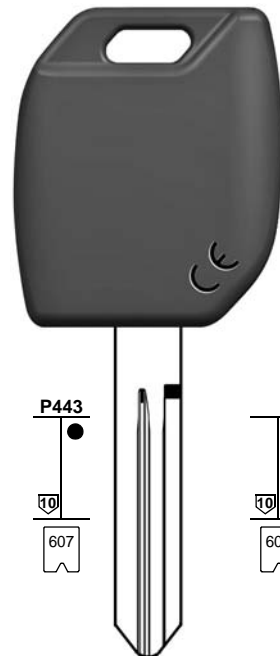


P264  
10  
607



## NSN19TE

..... 1-22185  
..... 30001-37850

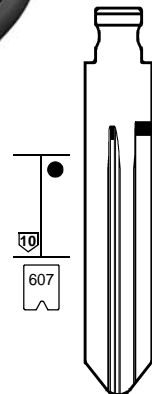


P443  
10  
607



## NSN19MH

..... 1-22185  
..... 30001-37850



10  
607



## NSN19FH

..... 1-22185  
..... 30001-37850

VALEO

VALEO

VALEO

1	2	2a	3	3a	3b	e1+e2	6	42+71	72	43+44a	12	15	
						<b>GTI COMPATIBLE</b>		<b>IGNITION</b>					
<b>CAR MAKE MODEL</b>	FROM	TO	SILCA REF.	SILCA REF.	SILCA REF.	COPY	GEN.	TRANSP. TYPE	FAST COPY PLUS RW4 PLUS FAST COPY/RW4	FAST COPY PLUS RW4 PLUS	FAST COPY RW4	STP	

For more info on the uses of car keys, refer to the Silca Electronic Keys Catalogue:



**RENAULT**

MASTER	2002	2010	NE72MH	NE72ATE	NE72FH	Y	Y	PH / CR2	46	Y	P-BOX		
MASTER	2002	2010	NE73MH	NE73TE	NE73FH	Y	Y	PH / CR2	46	Y	P-BOX		
MASTER	2011		VA6MH		VA6FH	Y		PH / CR2	46	Y	P-BOX		
MASTER	2011							PH / CR2	46				
MAXITY	2007		NSN19MH	NSN19TE	NSN19FH	Y		PH / CR2	46	Y	P-BOX		

FOR:  
PER:

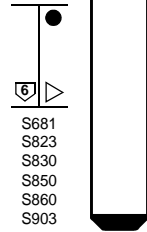
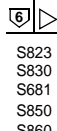
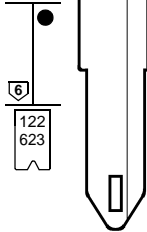
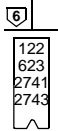
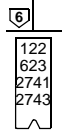
# RENAULT



P265

P443

P443



M-N-P-R-S

M-N-P-R-S

M-N-P-R-S

S823  
S830  
S681  
S850  
S860  
S903  
S1336

S681  
S823  
S830  
S850  
S860  
S903  
S1336



NE73T5

NE73T8

NE73MH

NE73FH

VA6MH

VA6FH

VALEO

VALEO

HUF - VALEO

..... 1234Q5678H  
..... ABCDEF  
..... 12897-A9999

..... 12897-A9999  
..... ABCDEF  
..... 1234Q5678H

FOR:  
PER:

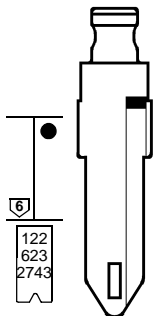
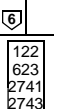
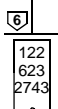
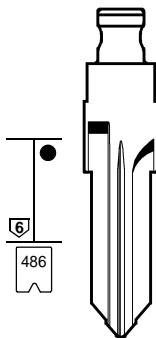
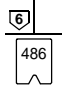
# RENAULT



P265

P461

P443



486

486

122  
623  
2743

122  
623  
2741  
2743

122  
623  
2743



VAC102T1

VAC102FH

NE72ATE

NE72MH

NE72FH

..... 0/90/9 12345  
..... A/Z0/9 1-4092  
..... A/Z0/9 5001-9092

..... 0/90/9 12345  
..... A/Z0/9 1-4092  
..... A/Z0/9 5001-9092

..... 1/9 . . A/AZ MNPRS  
..... 0/90/9 MNPRS  
..... 1/9 . . A/Z MNPRS  
..... 1/9 . . A/Z MNPRS  
..... 1/9 . . A/Z MNPRS  
..... 1/9 . . A/Z MNPRS  
..... 1/9 . . A/Z MNPRS  
..... 1/9 . . A/Z MNPRS  
..... 1/9 . . A/Z MNPRS

..... M-N-P-R-S  
..... 0/90/9 MNPRS  
..... 1/9 . . A/Z MNPRS  
..... 1/9 . . A/Z MNPRS  
..... 1/9 . . A/Z MNPRS  
..... 1/9 . . A/Z/AZ MNPRS  
..... 1/9 . . A/Z MNPRS  
..... 1/9 . . A/Z MNPRS  
..... 1/9 . . A/Z MNPRS  
..... 1/9 . . A/Z MNPRS  
..... 1/9 . . A/Z MNPRS

..... 1/9 . . A/AZ MNPRS  
..... 0/90/9 MNPRS  
..... 1/9 . . A/Z MNPRS  
..... 1/9 . . A/Z MNPRS  
..... 1/9 . . A/Z MNPRS  
..... 1/9 . . A/Z MNPRS  
..... 1/9 . . A/Z MNPRS  
..... 1/9 . . A/Z MNPRS  
..... 1/9 . . A/Z MNPRS  
..... 1/9 . . A/Z MNPRS

VALEO

VALEO

VALEO

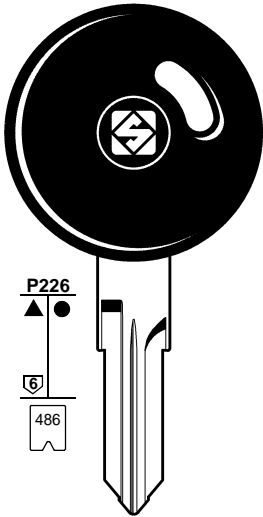




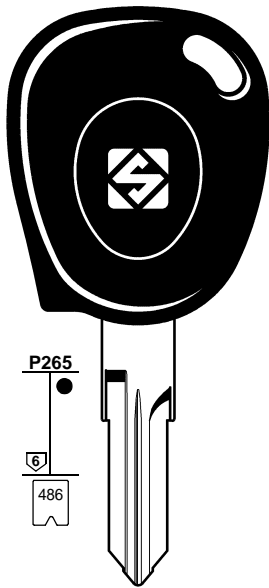
FOR:  
PER:

# RENAULT

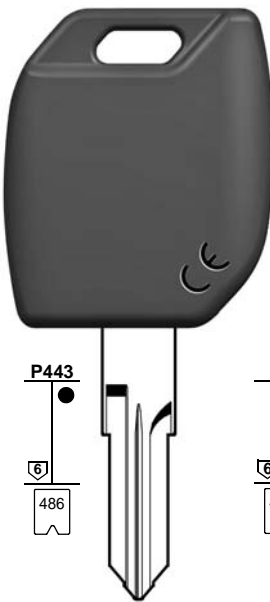
Blue and green head  
Testa blu e verde



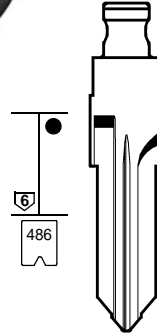
**VAC102GP**  
..... A/Z/0/9 5001-9092  
..... 0/90/9 12345  
..... A/Z/0/9 1-4092



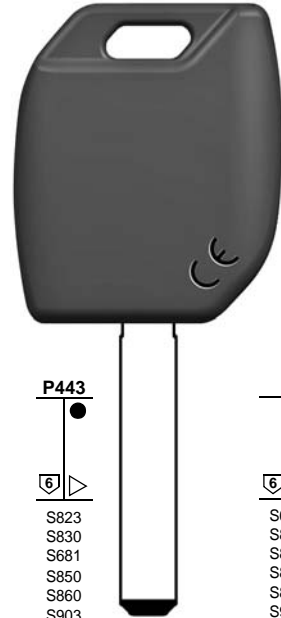
**VAC102T1**  
..... 0/90/9 12345  
..... A/Z/0/9 1-4092  
..... A/Z/0/9 5001-9092



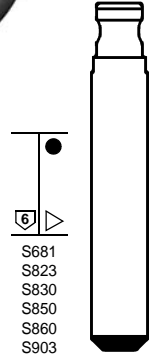
**VAC102MH**  
..... 0/90/9 12345  
..... A/Z/0/9 1-4092  
..... A/Z/0/9 5001-9092



**VAC102FH**  
..... 0/90/9 12345  
..... A/Z/0/9 1-4092  
..... A/Z/0/9 5001-9092



**VA6MH**  
..... 1234Q5678H  
..... ABCDEF  
..... 12897-A9999



**VA6FH**  
..... 12897-A9999  
..... ABCDEF  
..... 1234Q5678H

**VAC102TE**  
..... 0/90/9 12345  
..... A/Z/0/9 1-4092  
..... A/Z/0/9 5001-9092

VALEO

VALEO

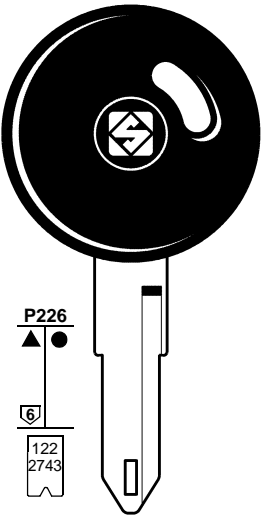
VALEO

HUF - VALEO

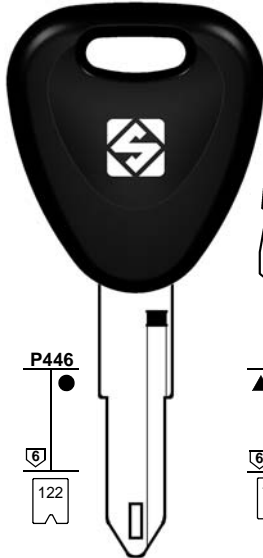
FOR:  
PER:

# RENAULT

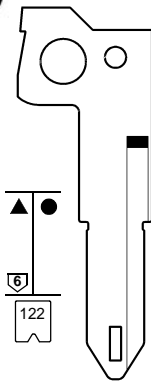
Blue and green head  
Testa blu e verde



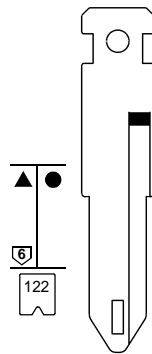
**NE72GP**  
1/9 ..... A/Z MNPRS  
..... 0/90/9 MNPRS  
..... 1/9 .. A/Z MNPRS  
..... 1/9 .. A/Z MNPRS  
..... 1/9 .. A/Z MNPRS  
..... 1/9 .. A/Z MNPRS  
..... 1/9 .. A/Z MNPRS  
..... 1/9 .. A/Z MNPRS



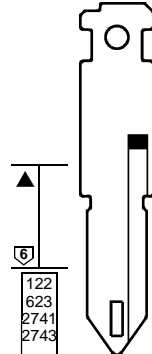
**NE73TP**  
1/9 ..... A/Z MNPRS  
..... 0/90/9 MNPRS  
..... 1/9 .. A/Z MNPRS  
..... 1/9 .. A/Z MNPRS  
..... 1/9 .. A/Z MNPRS  
..... 1/9 .. A/Z MNPRS  
..... 1/9 .. A/Z MNPRS  
..... 1/9 .. A/Z MNPRS



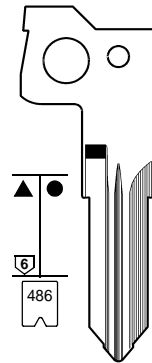
**NE73-BI**  
..... 1/9 .....  
1/9 ..... A/Z  
1/9 ..... A/Z  
1/9 ..... A/Z  
1/9 ..... A/Z  
1/9 ..... A/Z  
1/9 ..... A/Z  
1/9 ..... A/Z  
1/9 ..... A/Z  
..... 0/9 0/9  
M-N-P-R-S



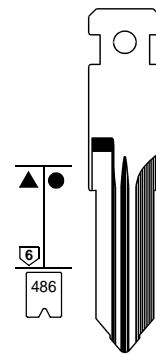
**NE73-CI**  
..... 1/9 .....  
1/9 ..... A/Z  
1/9 ..... A/Z  
1/9 ..... A/Z  
1/9 ..... A/Z  
1/9 ..... A/Z  
1/9 ..... A/Z  
1/9 ..... A/Z  
1/9 ..... A/Z  
..... 0/9 0/9  
M-N-P-R-S



**VA3-I**  
..... 1/9 .....  
1/9 ..... A/Z  
1/9 ..... A/Z  
1/9 ..... A/Z  
1/9 ..... A/Z  
1/9 ..... A/Z  
1/9 ..... A/Z  
1/9 ..... A/Z  
1/9 ..... A/Z  
..... 0/9 0/9  
M-N-P-R-S



**VAC102-BI**  
..... A/Z 0/9 1-4092  
..... A/Z 0/9 5001-9092  
..... A/Z 0/9 1-4092  
..... A/Z 0/9 5001-9092



**VAC102-CI**  
..... A/Z 0/9 1-4092  
..... A/Z 0/9 5001-9092  
..... A/Z 0/9 1-4092  
..... A/Z 0/9 5001-9092

VALEO



NEIMAN - VACHETTE



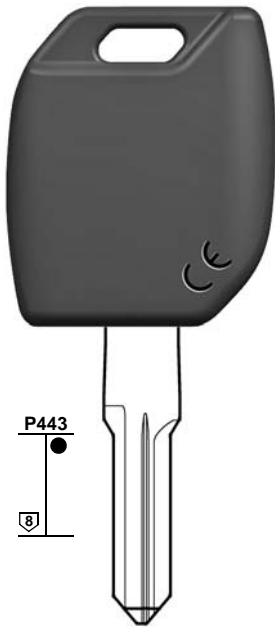
VALEO



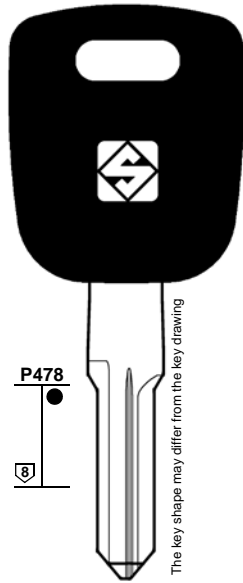


FOR:  
PER:

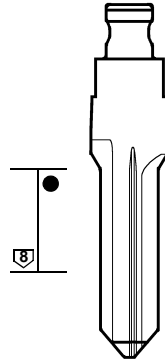
# RENAULT-DACIA



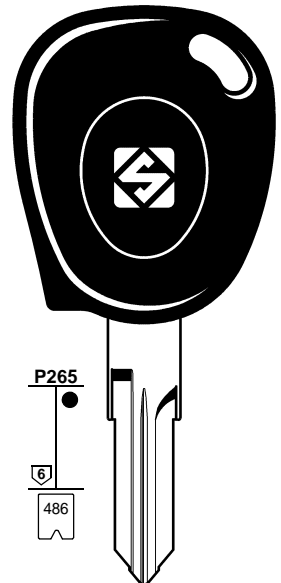
**MH KEY**  
**HU136MH**



**TE KEY**  
**HU136TE**



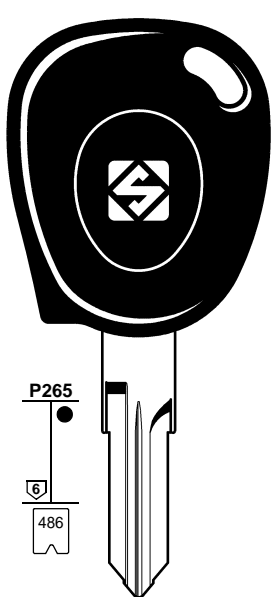
**FH FLIP**  
**HU136FH**



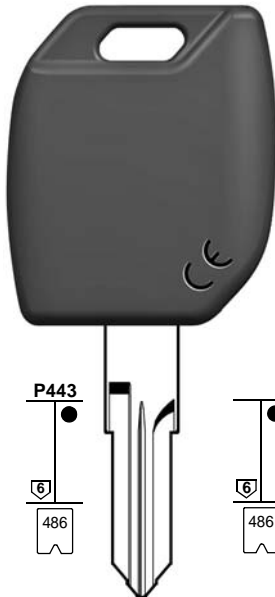
**VAC102T32**  
..... A/Z0/9 5001-9092  
..... 0/90/9 12345  
..... A/Z0/9 1-4092

FOR:  
PER:

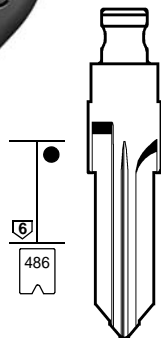
# RENAULT-DACIA



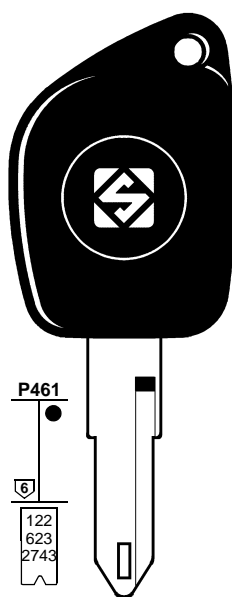
**TE KEY**  
**VAC102TE**  
..... A/Z 0/9 1-4092  
..... A/Z 0/9 5001-9092  
..... 0/90/9 12345



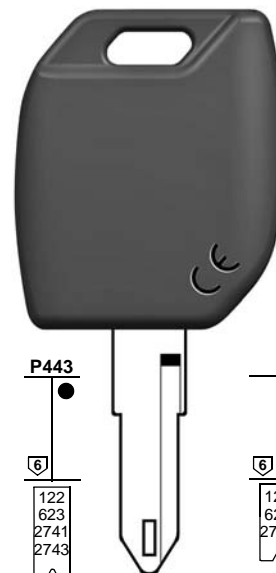
**MH KEY**  
**VAC102MH**  
..... A/Z 0/9 1-4092  
..... A/Z 0/9 5001-9092  
..... A/Z 0/9 1-2-3-4-5



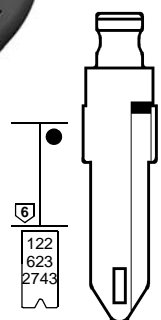
**FH FLIP**  
**VAC102FH**  
..... A/Z 0/9 1-4092  
..... A/Z 0/9 5001-9092



**TE KEY**  
**NE72ATE**  
..... 1/9 . . A/ZA/Z MNPRS  
..... 0/90/9 MNPRS  
..... 1/9 . . A/Z MNPRS  
..... 1/9 . . A/Z MNPRS  
..... 1/9 . . A/Z MNPRS  
..... 1/9 . . A/Z MNPRS  
..... 1/9 . . A/Z MNPRS  
..... 1/9 . . A/Z MNPRS  
..... 1/9 . . A/Z MNPRS



**MH KEY**  
**NE72MH**  
..... M-N-P-R-S  
..... 0/90/9 MNPRS  
..... 1/9 . . A/Z MNPRS  
..... 1/9 . . A/Z MNPRS  
..... 1/9 . . A/ZA/Z MNPRS  
..... 1/9 . . A/Z MNPRS  
..... 1/9 . . A/Z MNPRS  
..... 1/9 . . A/Z MNPRS  
..... 1/9 . . A/Z MNPRS



**FH FLIP**  
**NE72FH**  
..... 1/9 . . A/ZA/Z MNPRS  
..... 0/90/9 MNPRS  
..... 1/9 . . A/Z MNPRS  
..... 1/9 . . A/Z MNPRS  
..... 1/9 . . A/Z MNPRS  
..... 1/9 . . A/Z MNPRS  
..... 1/9 . . A/Z MNPRS  
..... 1/9 . . A/Z MNPRS  
..... 1/9 . . A/Z MNPRS

VALEO

VALEO

VALEO

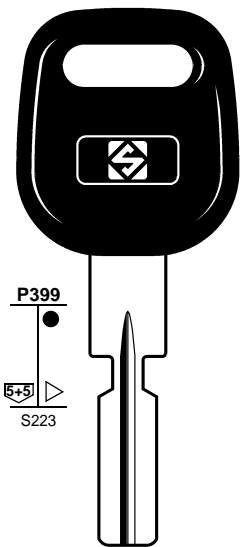
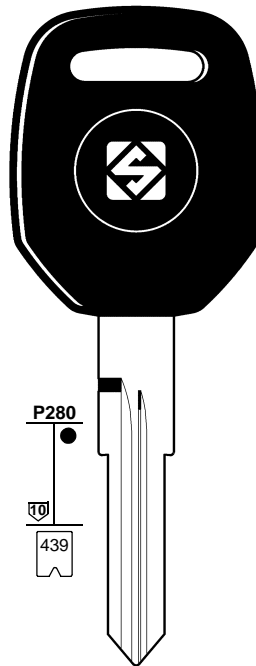
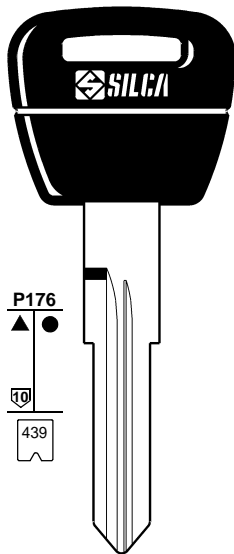
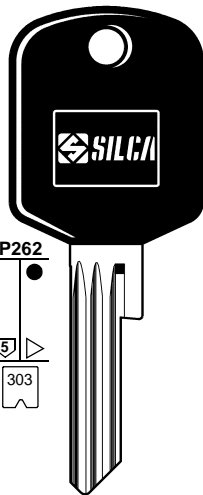
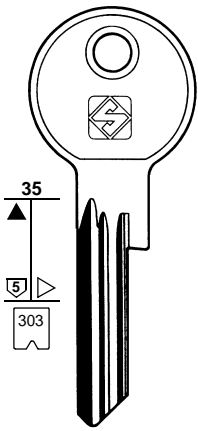
VALEO

1	2	2a	3	3a	3b	e1+e2		6	42+71	72	43+44a	12	15	
						GTI COMPATIBLE		IGNITION 						
CAR MAKE MODEL	FROM	TO	SILCA REF.	SILCA REF.	SILCA REF.	COPY	GEN.	TRANSP. TYPE	FAST COPY PLUS RW4 PLUS FAST COPY/RW4	FAST COPY PLUS RW4 PLUS	FAST COPY RW4	STP		
For more info on the uses of car keys, refer to the Silca Electronic Keys Catalogue:														
<b>RENAULT-DACIA</b>														
DOKKER	2012		HU136MH	HU136TE	HU136FH	Y		PH / CR2	46	Y	P-BOX			
DUSTER	2010		VAC102T32					PH / CR2	46					
DUSTER	2010		VAC102MH	VAC102TE	VAC102FH	Y	Y	PH / CR2	46	Y	P-BOX			
LODGY	2012		HU136MH	HU136TE	HU136FH	Y		PH / CR2	46	Y	P-BOX			
LOGAN	2006		VAC102T32					PH / CR2	46					
LOGAN	2006		VAC102MH	VAC102TE	VAC102FH	Y	Y	PH / CR2	46	Y	P-BOX			
SANDERO	2008							PH / CR2	46					
SANDERO	2008		VAC102MH	VAC102TE	VAC102FH	Y	Y	PH / CR2	46	Y	P-BOX			
SANDERO	2010		HU136MH	HU136TE	HU136FH	Y		PH / CR2	46	Y	P-BOX			
SOLENZA	1998	2000						PH	33					
SYMBOL	2010							PH / CR2	46					
SYMBOL	2010		NE72MH	NE72ATE	NE72FH	Y		PH / CR2	46	Y	P-BOX			

FOR:  
PER:

# ROLLS ROYCE

# ROVER



**RR2**  
BHL.... 501-597

**RR2P**  
BHL.... 501-597

**NE77RDP**  
R....  
6001-8000

**NE77RT2**  
R....  
6001-8000

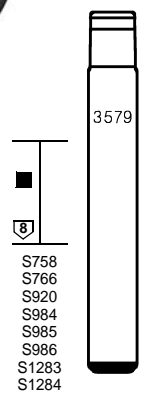
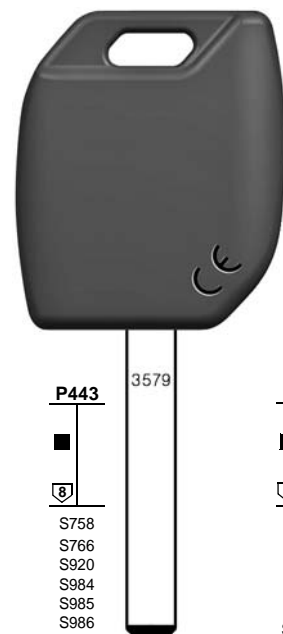
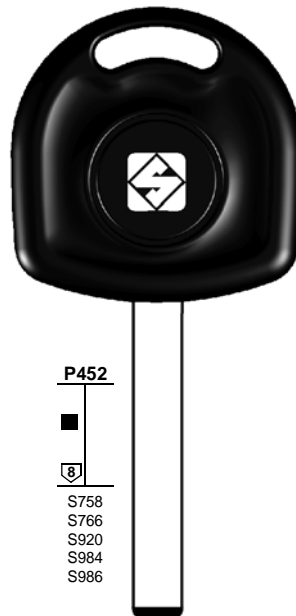
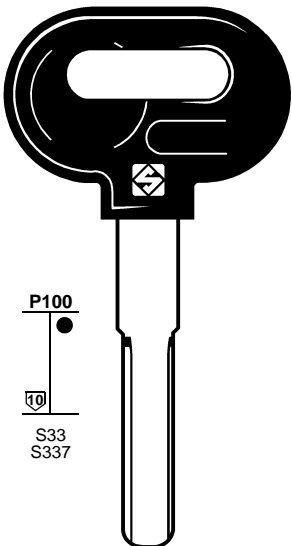
**HU109FP**  
.... 1-6000

VALEO

FOR:  
PER:

# SAAB

# SATURN (GM)



**YM30P**  
BC.... 0001-2865  
2S.... 0001-2675

**YM30T5**  
BC.... 0001-2865  
2S.... 0001-2675

**HU100TE**  
Z.... 1-2000  
Z.... 2001-4000  
Z.... 4001-6000

**HU100MH**  
Z.... 1-2000  
Z.... 2001-4000  
Z.... 4001-6000

**HU100FH**  
Z.... 1-2000  
Z.... 2001-4000  
Z.... 4001-6000  
.... 0001-3679

HUF - VALEO

HUF - VALEO

1	2	2a	3	3a	3b	e1+e2		6	42+71	72	43+44a	12	15
						<b>GTI COMPATIBLE</b>		<b>IGNITION</b> 					
<b>CAR MAKE MODEL</b>	FROM	TO	SILCA REF.	SILCA REF.	SILCA REF.	COPY	GEN.	TRANSP. TYPE	FAST COPY PLUS RW4 PLUS FAST COPY/RW4	FAST COPY PLUS RW4 PLUS	FAST COPY RW4	STP	
For more info on the uses of car keys, refer to the Silca Electronic Keys Catalogue:													
<b>ROLLS ROYCE</b>													
<b>ALL MODELS</b>	1997												
<b>SOME MODELS</b>	1995		RR2P										
<b>SOME MODELS</b>	1995		RR2										
<b>ROVER</b>													
25	2000		NE77RDP										
45	2000	2005						PH	73				
75	2004	2005						PH	73				
400	1997	1998	NE77RT2					PH	33	Y	Y		
416	1995	1999	NE77RDP										
600	1998		NE77RT2					PH	33	Y	Y		
618	1996	1999	NE77RT2					PH	33	Y	Y		
620	1995	1996	NE77RDP										
620	1996	1999	NE77RT2					PH	33	Y	Y		
800	1997	1998	NE77RT2					PH	33	Y	Y		
<b>ALL MODEL</b>	1998							PH	73				
<b>SOME MODELS</b>	1998		HU109FP										
<b>SAAB</b>													
9-3	1998	2003	YM30T5					MEG	13	Y	Y		
9-3	1998	2003						SAAB	8D				
9-3	2003							PH / CR2	46				
9-5	1998	2003	YM30T5					MEG	13	Y	Y		
9-5	1998	2002						SAAB	8D				
9-5	2003							PH / CR2	46				
<b>9-7 (USA)</b>	2006	2009						MEG	13				
900	1997	1998											
9000	1997	1998	YM30P										
<b>SATURN (GM)</b>													
<b>ASTRA</b>	2008	2009						PH / CR2	46				
<b>ASTRA</b>	2008	2009	HU100MH	HU100TE	HU100FH	Y		PH / CR2	46	Y	P-BOX		

FOR:  
PER:

# SATURN (GM)

**P340**  
567  
2020  
Master

**P339**  
2020

**P310**  
110

**P443**  
110

**B97-PT**  
..... 1-1988  
H ..... 1-3988  
O ..... 5000-6999  
..... S000A-S711K

**B111-PT**  
G ..... 0-3631

**DW05TE** (TE KEY)  
T ..... 1-1200

**DW05MH** (MH KEY)  
T ..... 1-1200

**DW05FH** (FH FLIP)  
T ..... 1-1200  
L ..... 1-1200  
V ..... 1-1200  
V ..... 2001-3200

BRIGGS & STRATTON

FOR:  
PER:

# SCION

**938**  
8/10

**P305**  
8/10  
514  
1420  
2751

**P443**  
8/10  
514  
1420  
1552  
2751  
2756  
S232

**TOY43**
















**TOY43AT31**  
..... 10001-15000  
..... 50000-59999  
..... 60000-69999

**TOY43ATE** (TE KEY)  
..... 10001-15000  
..... 50000-59999  
..... 60000-69999

**TOY43MH** (MH KEY)  
..... 10001-15000  
..... 50000-59999  
..... 60000-69999  
..... 25001-26200  
..... 1-5000

**TOY43FH** (FH FLIP)  
..... 10001-15000  
..... 50000-59999  
..... 60000-69999  
..... 25001-26200



1	2	2a	3	3a	3b	e1+e2	6	42+71	72	43+44a	12	15	
						GTI COMPATIBLE		IGNITION 					
CAR MAKE MODEL	FROM	TO	SILCA REF.	SILCA REF.	SILCA REF.	COPY	GEN.	TRANSP. TYPE	FAST COPY PLUS RW4 PLUS FAST COPY/RW4	FAST COPY PLUS RW4 PLUS	FAST COPY RW4	STP	
													

For more info on the uses of car keys, refer to the Silca Electronic Keys Catalogue: 

### SATURN (GM)

AURA	2007	2010	B111-PT					PH / CR2	46				A
OUTLOOK	2007	2010	B111-PT					PH / CR2	46				A
RELAY	2005	2007	B97-PT					MEG	13				A
SKY	2007	2010	B111-PT					PH / CR2	46				A
VUE	2008	2010						PH / CR2	46				
VUE	2008	2010	DW05MH	DW05TE	DW05FH	Y		PH / CR2	46	Y	P-BOX		

### SCION

FR-S	2013							TEX / MA	6E				
IQ	2012		TOY43										
IQ (CDN)	2012							TEX / MA	6E				
TC	2005	2010	TOY43MH	TOY43ATE	TOY43FH	Y	Y	TEX / CR	67	Y	P-BOX		
TC	2005	2010	TOY43AT31					TEX / CR	67				
TC	2011							TEX / MA	6E				
XA	2004	2007	TOY43MH	TOY43ATE	TOY43FH	Y	Y	TEX / CR	67	Y	P-BOX		
XA	2004	2007	TOY43AT31					TEX / CR	67				
XB	2004	2008	TOY43MH	TOY43ATE	TOY43FH	Y		TEX / CR	XX	Y	P-BOX		
XB	2004	2008						TEX / CR	XX				
XB (CDN)	2011							TEX / MA	6E				
XD	2008	2012	TOY43MH	TOY43ATE	TOY43FH	Y		TEX / CR	67	Y	P-BOX		
XD	2008	2012	TOY43AT31					TEX / CR	67				
XD (CDN)	2011							TEX / MA	6E				

FOR:  
PER:

# SEAT



P254



S102  
S260  
S482  
S832

1ATS ..... 00001-17850  
..... 1-2000  
..... 1-6000



**HU66T10**



**HU66T5**



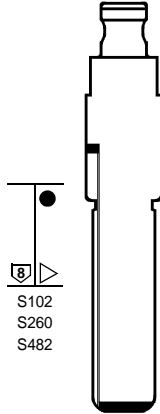
**HU66T23**



**HU66T6**



**HU66T28**



S102  
S260  
S482



P254



49  
50



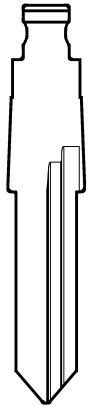
**HU66FH**

..... 1-2000  
..... 0001-6000



**HU49T5**

AH ..... 1-8154  
AH ..... 1001-9282



49  
50



**HU49FH**

AH ..... 1-8154  
AH ..... 1001-9282

FOR:  
PER:

# SKODA



P275



S102  
S482



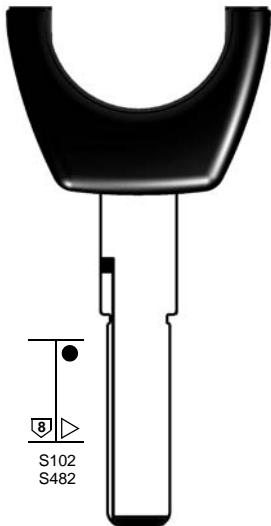
**HU66AT6**

..... 1-2000  
1ATS00001-17850



**HU66AT5**

..... 1-2000  
1ATS00001-17850

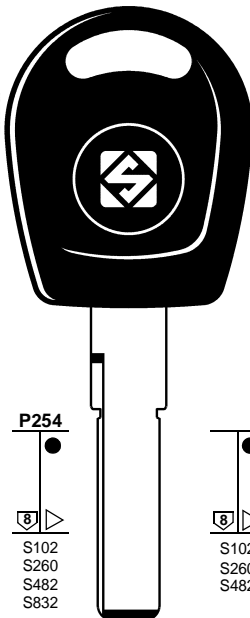


S102  
S482



**HU66CT5**

..... 1-2000  
1ATS00001-17850



P254



S102  
S260  
S482  
S832



**HU66T6**

..... 1-2000  
..... 1-6000  
1ATS00001-17850

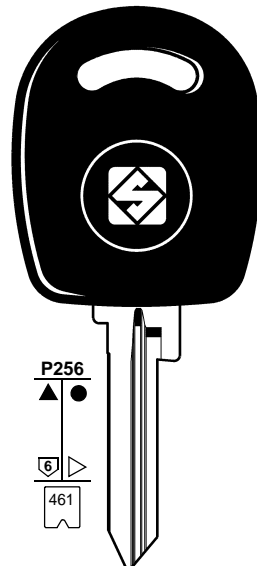


S102  
S260  
S482



**HU66FH**

..... 1-2000  
..... 0001-6000



P256

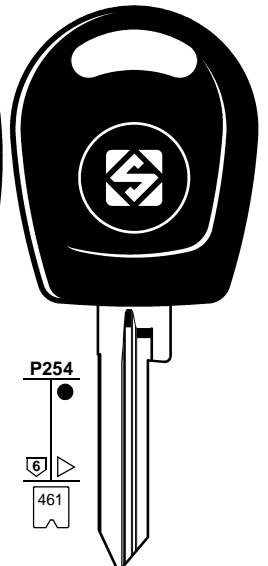


461



**SK22RBP**

4AE ..... 1-2780  
4AT ..... 1-2780



P254



















461



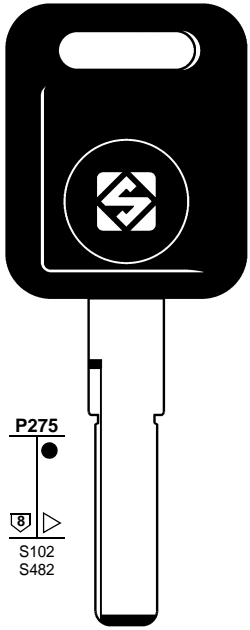
**SK22RT1**

4AE ..... 1-2780  
4AT ..... 1-2780

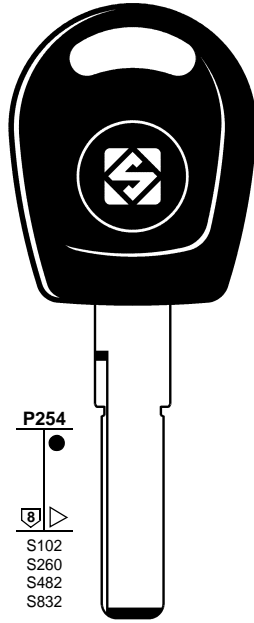
1	2	2a	3	3a	3b	e1+e2		6	42+71	72	43+44a	12	15
						GTI COMPATIBLE		IGNITION 					
CAR MAKE MODEL	FROM	TO	SILCA REF.	SILCA REF.	SILCA REF.	COPY	GEN.	TRANSP. TYPE	FAST COPY PLUS RW4 PLUS FAST COPY/RW4	FAST COPY PLUS RW4 PLUS	FAST COPY RW4	STP	
													
For more info on the uses of car keys, refer to the Silca Electronic Keys Catalogue: 													
<b>SEAT</b>													
ALHAMBRA	1996	1998	HU66T5		HU66FH			PH	33	Y	Y	S-V	
ALHAMBRA	1998	2000	HU66T10		HU66FH			PH / CR	42	Y	Y		
ALHAMBRA	2000	2005	HU66T28		HU66FH			PH / CR	4W	RD	RD		
ALHAMBRA	2006	2010	HU66T6		HU66FH			MEG / CR	48				
ALHAMBRA	2010							MEG / CR	A3				
ALTEA	2004	2005	HU66T6		HU66FH			MEG / CR	48				
ALTEA	2004	2008	HU66T23		HU66FH			MEG / CR	A3				
ALTEA	2008							MEG / CR	A3				
ALTEA XL	2006	2008	HU66T23		HU66FH			MEG / CR	A3				
ALTEA XL	2008							MEG / CR	A3				
AROSA	1997	1999	HU66T5		HU66FH			PH	33	Y	Y	S-V	
AROSA	1999	2001	HU66T10		HU66FH			PH / CR	42	Y	Y		
AROSA	2001	2005	HU66T28		HU66FH			PH / CR	4W	RD	RD		
CORDOBA	1995	1998	HU49T5		HU49FH			PH	33	Y	Y	S-V	
CORDOBA	1999	2002	HU66T10		HU66FH			PH / CR	42	Y	Y		
CORDOBA	2002	2009	HU66T6		HU66FH			MEG / CR	48				
EXEO	2008							MEG / CR	A3				
FREETRACK	2008							MEG / CR	A3				
IBIZA	1995	1998	HU49T5		HU49FH			PH	33	Y	Y	S-V	
IBIZA	1998	2002	HU66T10		HU66FH			PH / CR	42	Y	Y		
IBIZA	2002	2009	HU66T6		HU66FH			MEG / CR	48				
IBIZA	2008							MEG / CR	A3				
INCA	1996	1998	HU49T5		HU49FH			PH	33	Y	Y	S-V	
INCA	1998	2000	HU66T10		HU66FH			PH / CR	42	Y	Y		
INCA	2000	2003	HU66T28		HU66FH			PH / CR	4W	RD	RD		
LEON	2000	2005	HU66T6		HU66FH			MEG / CR	48				
LEON	2005	2008	HU66T23		HU66FH			MEG / CR	A3				
LEON	2008							MEG / CR	A3				
MARBELLA	1997	1998	HU49T5		HU49FH			TEMIC	11	Y	Y	T-F	
MII	2012							MEG / CR	A3				
TOLEDO	1995	1999	HU49T5		HU49FH			PH	33	Y	Y	S-V	
TOLEDO	1997	1999	HU66T5		HU66FH			MEG	13	Y	Y		
TOLEDO	2000	2004	HU66T6		HU66FH			MEG / CR	48				
TOLEDO	2005	2008	HU66T23		HU66FH			MEG / CR	A3				
<b>SKODA</b>													
CITIGO	2012							MEG / CR	A4				
FABIA	2000	2006	HU66AT6		HU66FH			MEG / CR	48				
FABIA	2007							MEG / CR	A4				
FELICIA	1995	1996	SK22RBP										
FELICIA	1996	1998	SK22RT1					PH	33	Y	Y	S-V	
FELICIA	1998	2001	HU66AT5		HU66FH			PH	33	Y	Y	S-V	
FELICIA	1998	2001	HU66CT5		HU66FH			PH	33	Y	Y	S-V	
FELICIA	1999	2001	HU66AT6		HU66FH			MEG / CR	48				
OCTAVIA	1997	2001	HU66AT5		HU66FH			MEG	13	Y	Y	Meg	
OCTAVIA	1997	2001	HU66CT5		HU66FH			MEG	13	Y	Y	Meg	
OCTAVIA	2001	2004	HU66T6		HU66FH			MEG / CR	48				

FOR:  
PER:

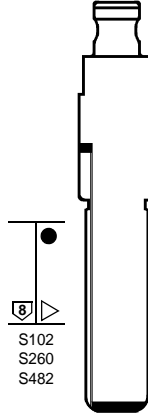
# SKODA



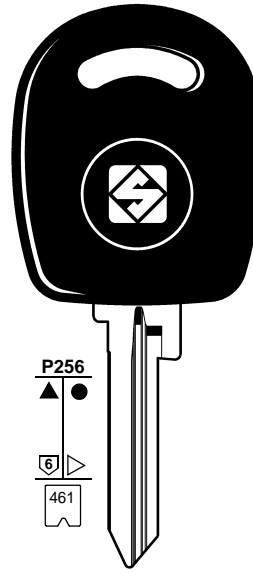
**HU66AT5**  
 ..... 1-2000  
 1ATS00001-17850



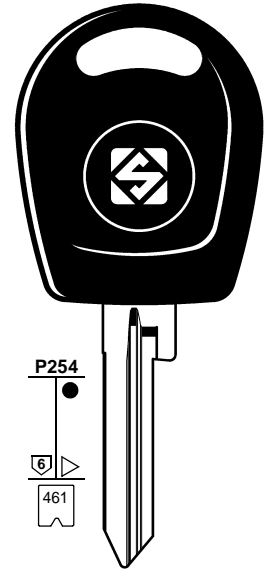
**HU66T6**  
 ..... 1-2000  
 ..... 1-6000  
 1ATS00001-17850



**HU66FH**  
 ..... 1-2000  
 ..... 0001-6000



**SK22RBP**  
 4AE ..... 1-2780  
 4AT ..... 1-2780

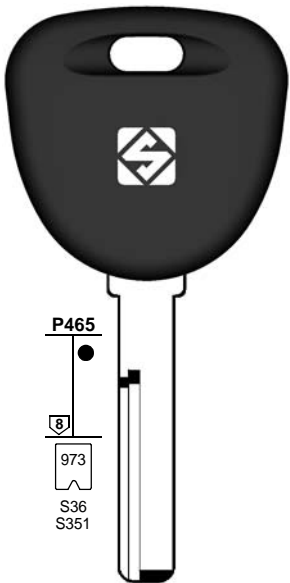


**SK22RT1**  
 4AE ..... 1-2780  
 4AT ..... 1-2780

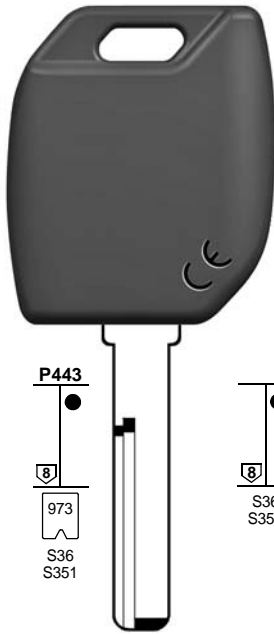
**HU66T26**  
 1ATS00001-17850

FOR:  
PER:

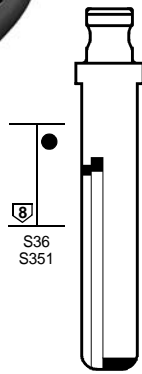
# SMART



**HU56RTE**  
 DH .....  
 1-4000  
 6001-8000



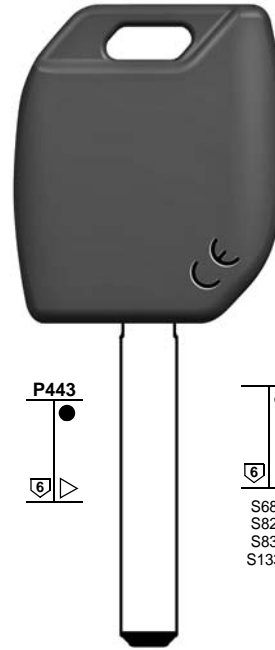
**HU56RMH**  
 DH .....  
 1-4000  
 6001-8000



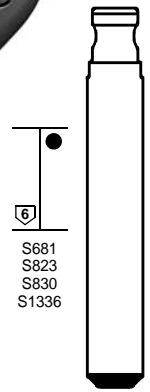
**HU56RFH**  
 DH .....  
 1-4000  
 6001-8000



**VA2TE**  
 ..... 1-2-3-4-Q-5-6-7-8-H  
 ..... A-B-C-D-E-F



**VA2MH**



**VA2FH**  
 ..... 1-2-3-4-Q-5-6-7-8-H  
 ..... A-B-C-D-E-F

1	2	2a	3	3a	3b	e1+e2	6	42+71	72	43+44a	12	15						
						GTI COMPATIBLE	IGNITION											
CAR MAKE MODEL						FROM	TO	SILCA REF.	SILCA REF.	SILCA REF.	COPY	GEN.	TRANSP. TYPE	FAST COPY PLUS RW4 PLUS FAST COPY/RW4	FAST COPY PLUS RW4 PLUS	FAST COPY RW4	STP	

For more info on the uses of car keys, refer to the Silca Electronic Keys Catalogue:



**SKODA**

OCTAVIA	2004	2006	HU66T26		HU66FH			MEG / CR	A4			
OCTAVIA	2007							MEG / CR	A4			
PICK-UP	1995	1996	SK22RBP									
PICK-UP	1996	1998	SK22RT1					PH	33	Y	Y	S-V
PICK-UP	1998	2000	HU66AT5		HU66FH			PH	33	Y	Y	S-V
ROOMSTER	2006	2008	HU66T26		HU66FH			MEG / CR	A4			
ROOMSTER	2008							MEG / CR	A4			
ROOMSTER SCOUT	2007	2008	HU66T26		HU66FH			MEG / CR	A4			
ROOMSTER SCOUT	2008							MEG / CR	A4			
SUPERB	2002	2007	HU66T6		HU66FH			MEG / CR	48			
SUPERB	2008							MEG / CR	A4			
YETI	2009							MEG / CR	A4			

**SMART**

FORFOUR	2004	2006	HU56RMH	HU56RTE	HU56RFH	Y		PH / CR2	46	Y	P-BOX	
FORTWO	2009		VA2MH	VA2TE	VA2FH	Y		PH / CR2	46	Y	P-BOX	

FOR:  
PER:

# SSANGYONG

**SSY1P**  
..... 2001-3000

**SSY2AP**  
H..... 1001-2000  
S..... 1-2000

**SSY3**  
K..... 0001-1000

**SSY3TE**  
SK..... 1-1000  
KH..... 1-1000

**SSY3MH**  
SK..... 1-1000  
KH..... 1-1000

**SSY3FH**  
K..... 1-1000

# SSANGYONG

# SUBARU

**HYN10BP**  
R..... 1-1000  
K..... 1-1000

**NSN19T21**  
..... 30001-37850

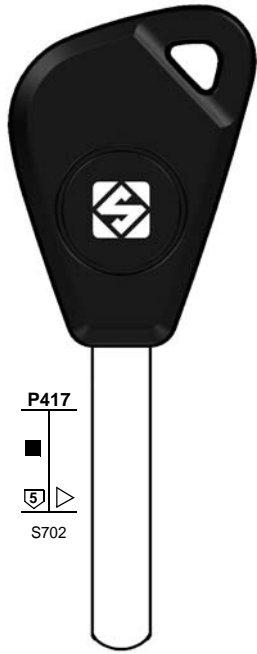
**NSN19TE**  
..... 1-22185  
..... 30001-37850

**NSN19MH**  
..... 1-22185  
..... 30001-37850



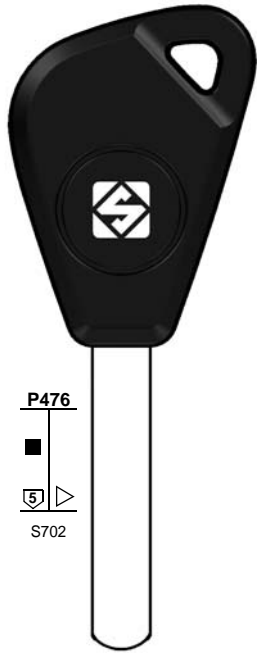
FOR:  
PER:

# SUBARU



P417  
S702

**DAT17T21**  
T..... 1-3000



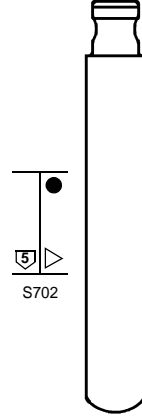
P476  
S702

**DAT17TE**  
T..... 1-3000



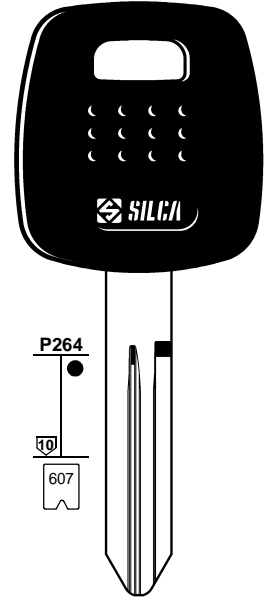
P443  
S702

**DAT17MH**  
T..... 1-3000



P443  
S702

**DAT17FH**  
T..... 1-3000



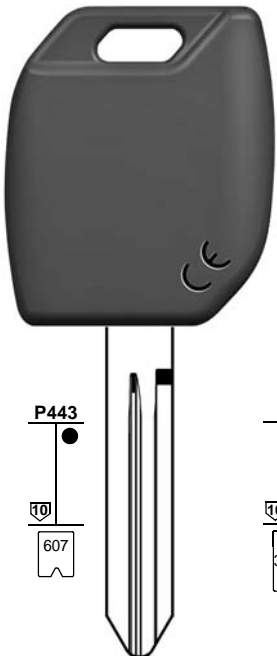
P264  
607

**NSN14T13**  
..... 1-22185

**NSN14TE**  
..... 1-22185  
..... 30001-37850

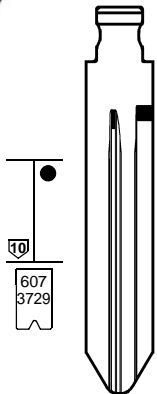
FOR:  
PER:

# SUBARU



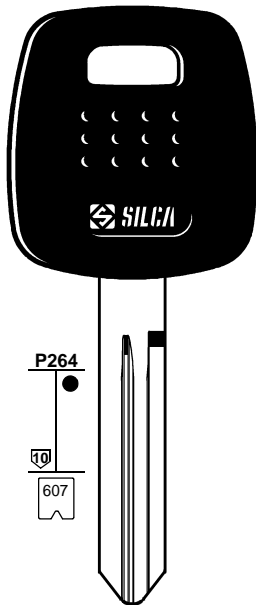
P443  
607

**NSN14MH**  
..... 1-22185  
..... 30001-37850



P443  
607  
3729

**NSN14FH**  
..... 1-22185



P264  
607

**NSN19TE**  
..... 1-22185  
..... 30001-37850

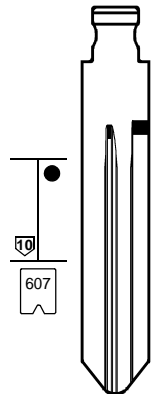
**NSN19T21**  
..... 30001-37850

**NSN19T13**  
..... 30001-37850



P443  
607

**NSN19MH**  
..... 1-22185  
..... 30001-37850



P443  
607

**NSN19FH**  
..... 1-22185  
..... 30001-37850

VALEO

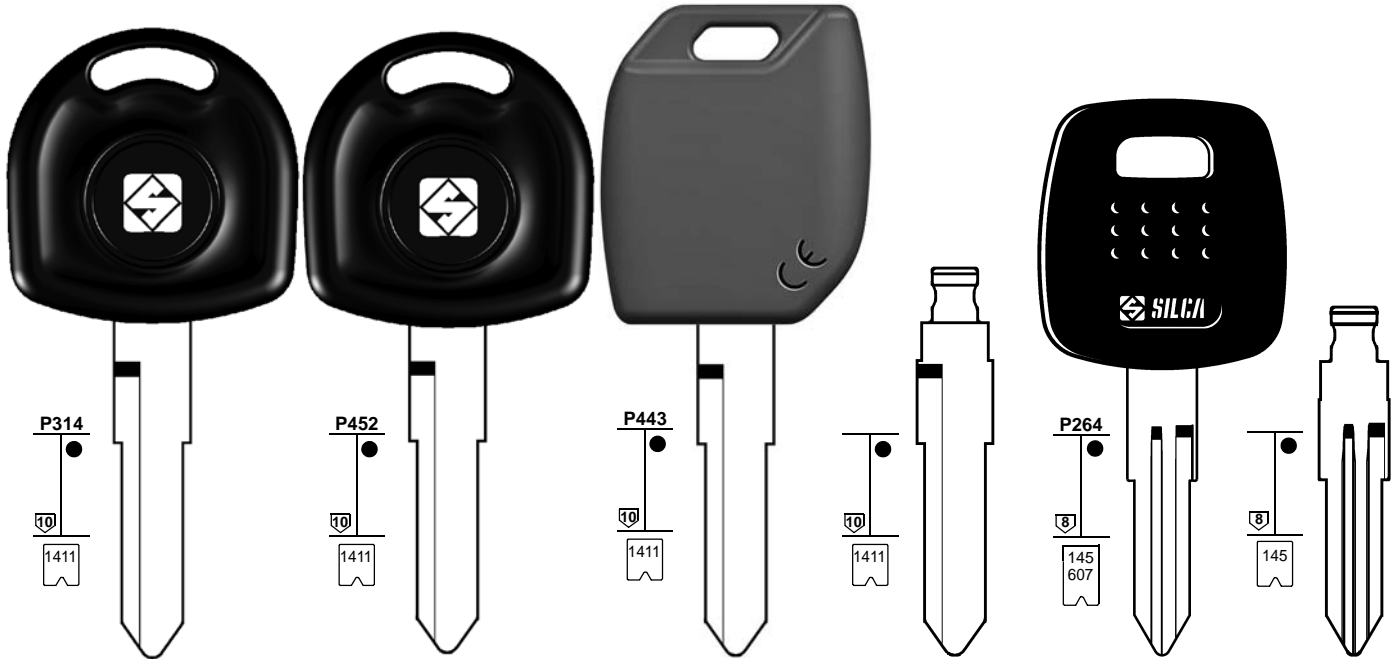
VALEO





FOR:  
PER:


# SUBARU




  
**HU87RT18**  
 .....  
 50001-51308

  
**HU87RTE**  
 .....  
 50001-51308

  
**HU87RMH**  
 .....  
 50001-51308

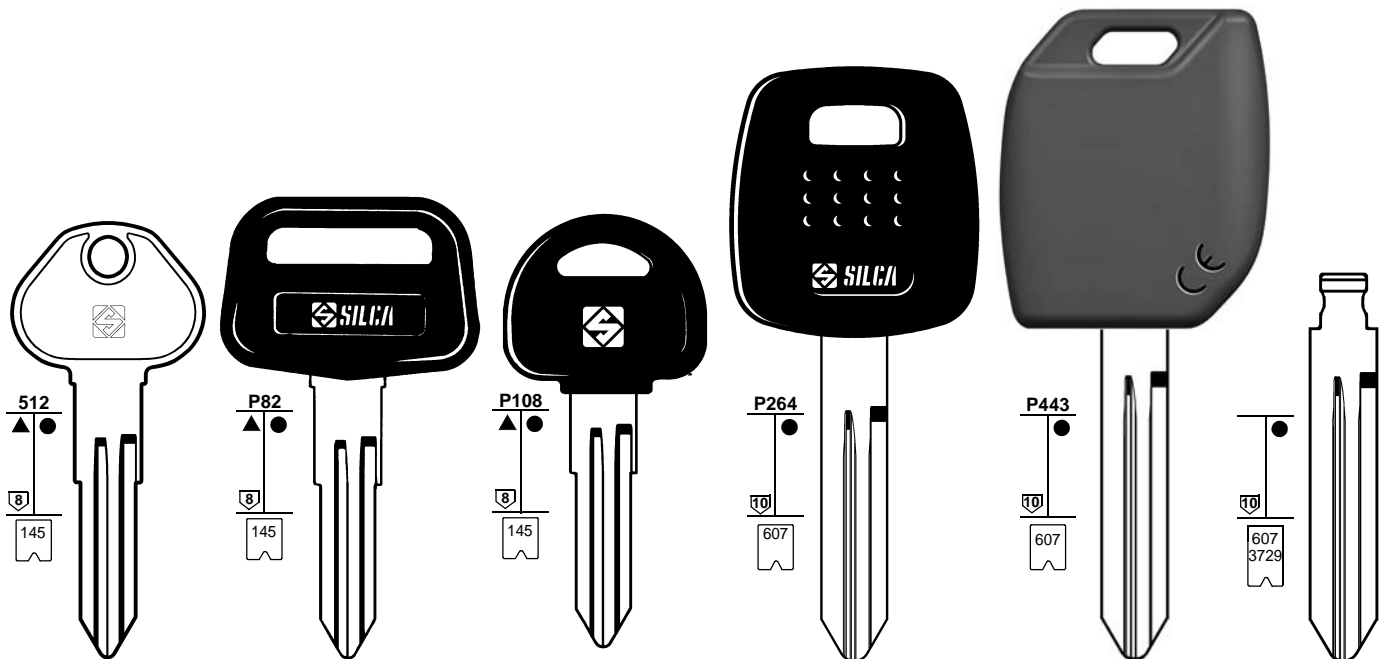
  
**HU87RFH**  
 .....  
 50001-51308


  
**NSN11T2**  
 X ..... 1-8000  
 ..... 1-22185  
 ..... 30001-37850  
 X ..... 8001-9000

  
**NSN11FH**  
 X ..... 1-8000  
 X ..... 8001-9000


FOR:  
PER:

# SUBARU




  
**DAT12**  
 X ..... 1-8000  
 X ..... 8001-9000

  
**DAT12BP**  
 X ..... 1-8000  
 X ..... 8001-9000

  
**DAT12CP**  
 X ..... 1-8000  
 X ..... 8001-9000

  
**NSN14T13**  
 ..... 1-22185

  
**NSN14MH**  
 ..... 1-22185  
 ..... 30001-37850

  
**NSN14FH**  
 ..... 1-22185

  
**NSN14TE**  
 ..... 1-22185  
 ..... 30001-37850



FOR:  
PER:

# SUBARU

**NSN19T21**  
..... 30001-37850

**NSN19T13**  
..... 30001-37850

**NSN19MH**  
..... 1-22185  
..... 30001-37850

**NSN19FH**  
..... 1-22185  
..... 30001-37850

**DAT17T21**  
T ..... 1-3000

**DAT17TE**  
T ..... 1-3000

**NSN19TE**  
..... 1-22185  
..... 30001-37850

VALEO

FOR:  
PER:

# SUBARU

**DAT17MH**  
T ..... 1-3000

**DAT17FH**  
T ..... 1-3000

**SZ12TE**  
U ..... 1-2000

**SZ12MH**  
U ..... 1-2000

**SZ12FH**  
U ..... 1-2000

**NSN11T2**  
X ..... 1-8000  
..... 1-22185  
..... 30001-37850  
X ..... 8001-9000

**NSN11FH**  
X ..... 1-8000  
X ..... 8001-9000

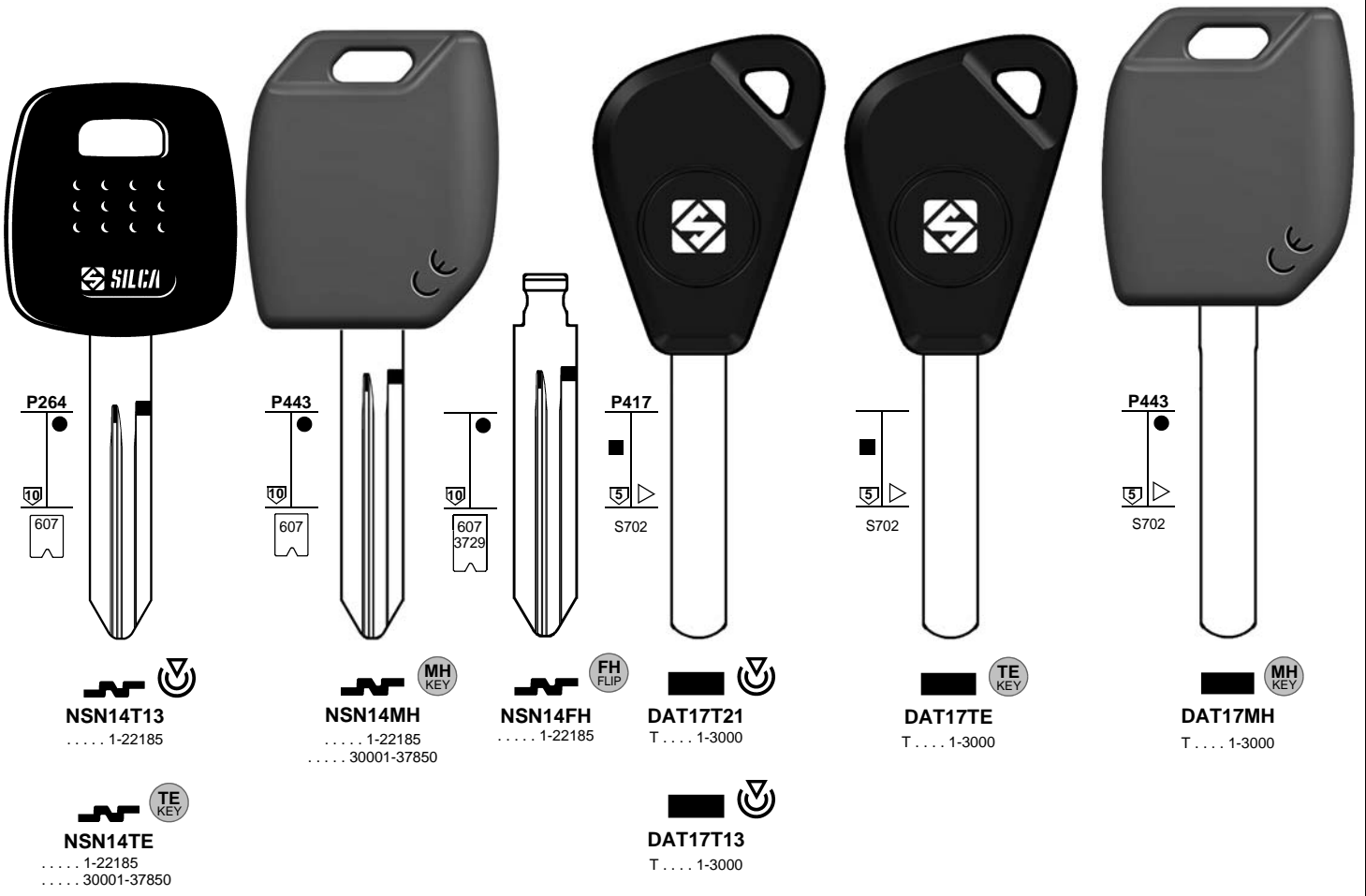
**SZ12T4**  
U ..... 1-2000

VALEO



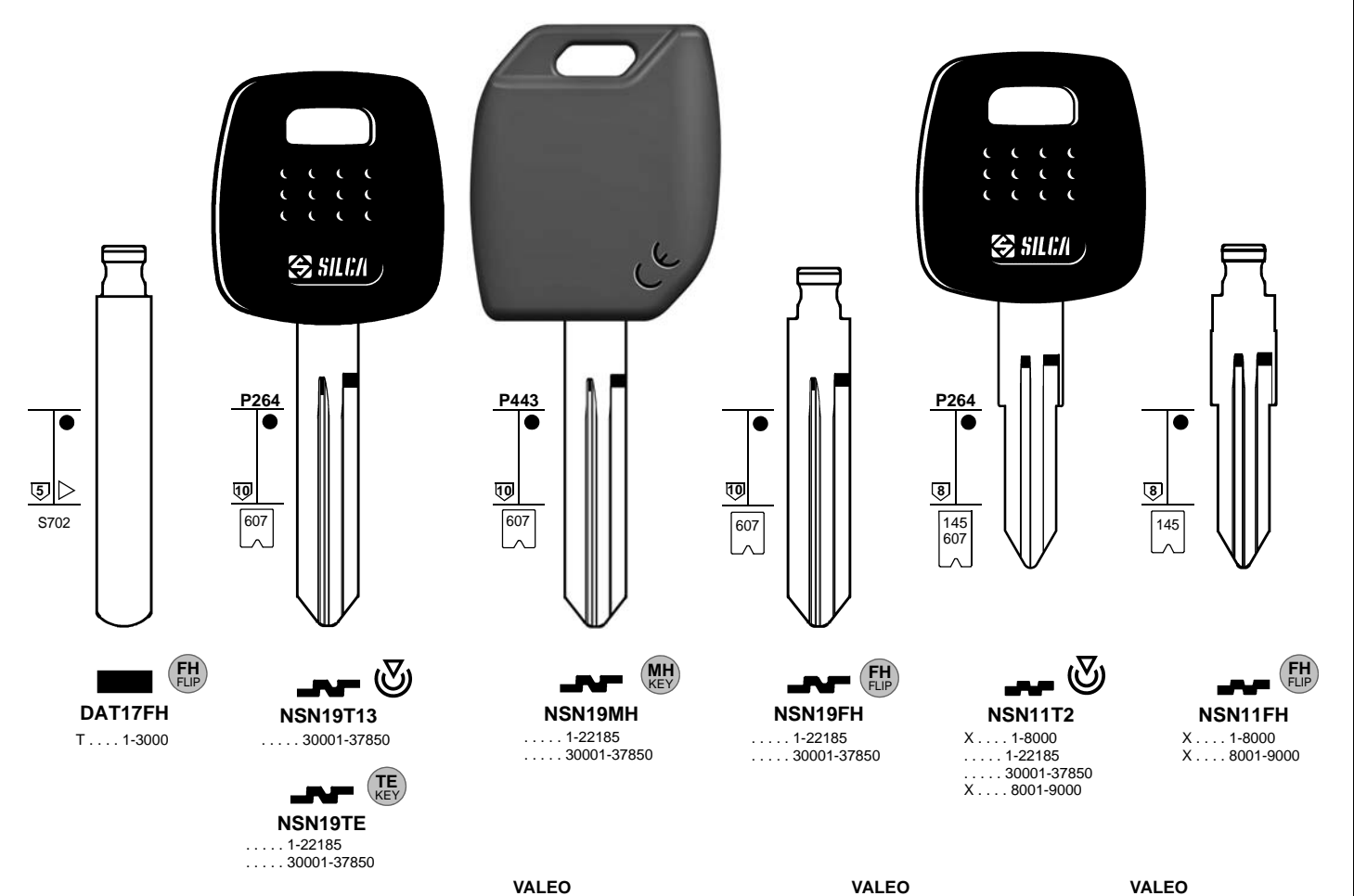
FOR:  
PER:
















# SUBARU



FOR:  
PER:

# SUBARU



1	2	2a	3	3a	3b	e1+e2	6	42+71	72	43+44a	12	15		
						GTI COMPATIBLE	IGNITION 							
CAR MAKE MODEL	FROM	TO	SILCA REF.	SILCA REF.	SILCA REF.	COPY	GEN.	TRANSP. TYPE	FAST COPY PLUS RW4 PLUS FAST COPY/RW4	FAST COPY PLUS RW4 PLUS	FAST COPY RW4	STP		
														

For more info on the uses of car keys, refer to the Silca Electronic Keys Catalogue:

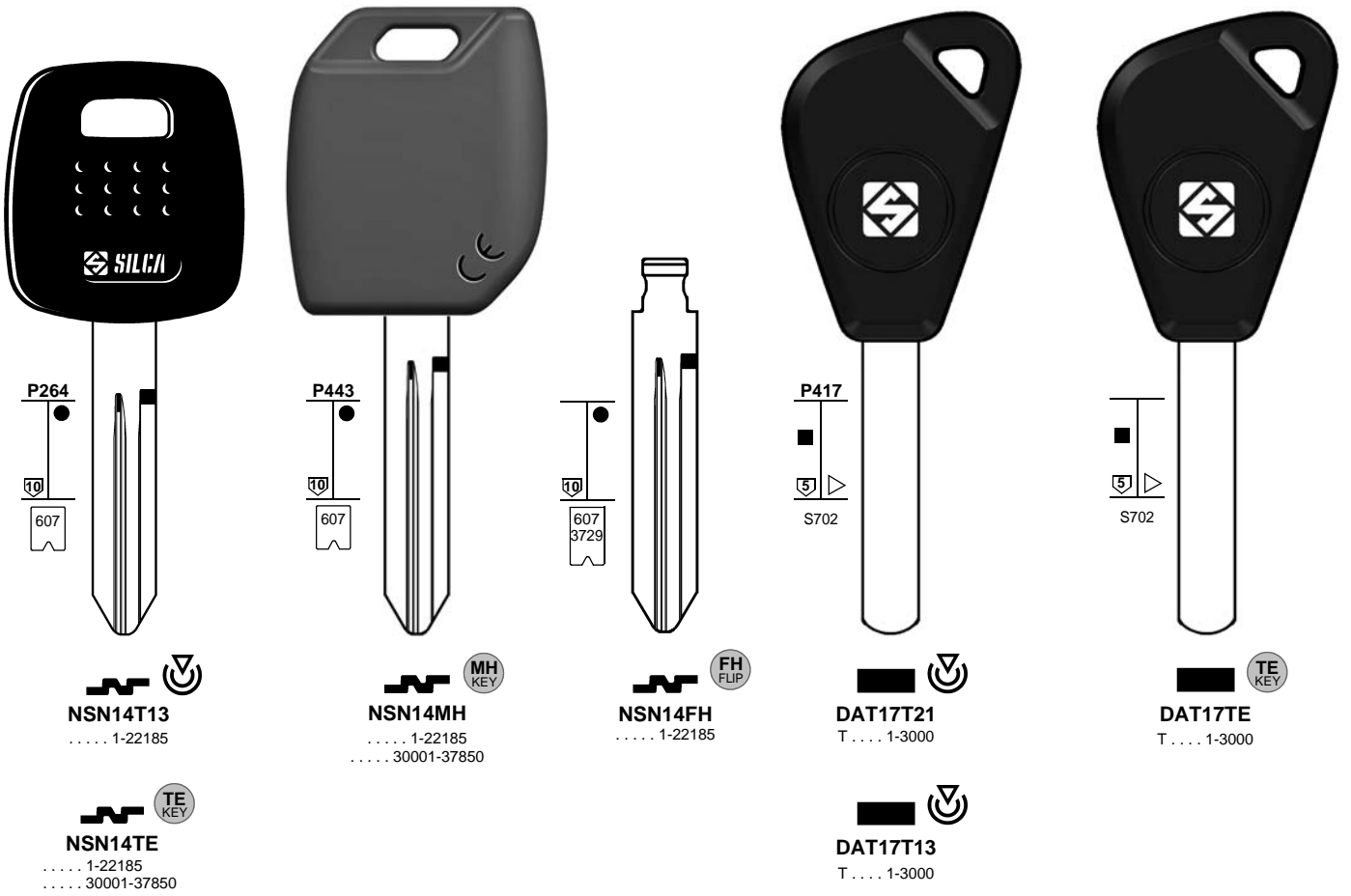


### SUBARU

LEGACY	1998	2003	NSN14T13					TEX / CR	60				
LEGACY	1998	2003	NSN14MH	NSN14TE	NSN14FH	Y	Y	TEX / CR	60	Y	P-BOX		
LEGACY	2004		DAT17T13					TEX / CR	60				
LEGACY	2004		DAT17MH	DAT17TE	DAT17FH	Y	Y	TEX / CR	60	Y	P-BOX		
LEGACY	2005		DAT17T21					TEX / CR	62				
LEGACY	2005		DAT17MH	DAT17TE	DAT17FH	Y	Y	TEX / CR	62	Y	P-BOX		
LIBERTY (AUS)	1998	2003	NSN19T13					TEX / CR	60				
LIBERTY (AUS)	1998	2003	NSN19MH	NSN19TE	NSN19FH	Y	Y	TEX / CR	60	Y	P-BOX		
OUTBACK	1996	1998	NSN11T2		NSN11FH			PH	33	Y	Y		

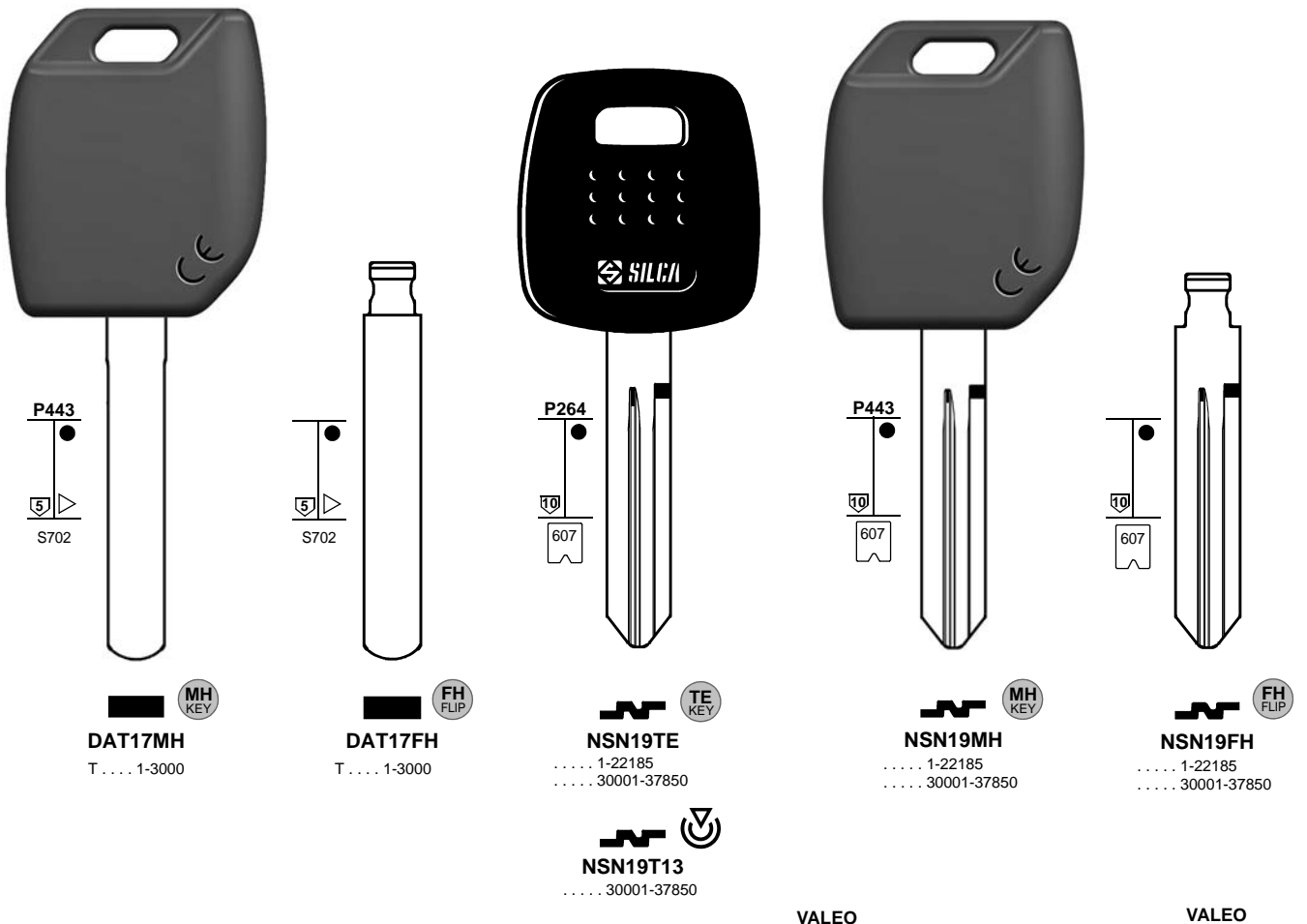
FOR:  
PER:

# SUBARU

















FOR:  
PER:

# SUBARU





1	2	2a	3	3a	3b	e1+e2	6	42+71	72	43+44a	12	15
						<b>GTI COMPATIBLE</b>		<b>IGNITION</b> 				
<b>CAR MAKE MODEL</b>	FROM	TO	SILCA REF.	SILCA REF.	SILCA REF.	COPY	GEN.	TRANSP. TYPE	FAST COPY PLUS RW4 PLUS FAST COPY/RW4	FAST COPY PLUS RW4 PLUS	FAST COPY RW4	STP
												

For more info on the uses of car keys, refer to the Silca Electronic Keys Catalogue:



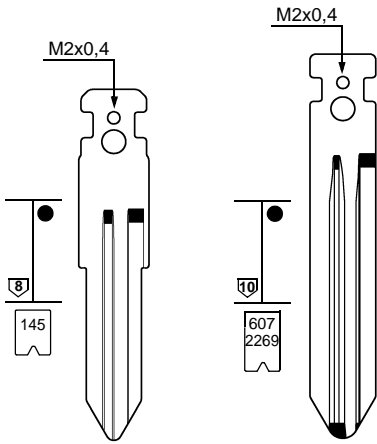
**SUBARU**

OUTBACK	1998	2003	NSN14T13					TEX / CR	60			
OUTBACK	1998	2003	NSN14MH	NSN14TE	NSN14FH	Y	Y	TEX / CR	60	Y	P-BOX	
OUTBACK	2003		DAT17MH	DAT17TE	DAT17FH	Y	Y	TEX / CR	60	Y	P-BOX	
OUTBACK	2004		DAT17T13					TEX / CR	60			
OUTBACK	2005		DAT17T21					TEX / CR	62			
OUTBACK	2005		DAT17MH	DAT17TE	DAT17FH	Y	Y	TEX / CR	62	Y	P-BOX	
OUTBACK (AUS)	1998	2003	NSN19T13					TEX / CR	60			
OUTBACK (AUS)	1998	2003	NSN19MH	NSN19TE	NSN19FH	Y	Y	TEX / CR	60	Y	P-BOX	
TREZIA	2011							TEX / MA	6E			
XV	2012							TEX / MA	6E			

FOR:  
PER:

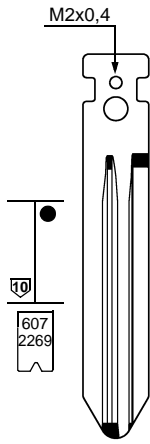
### SUBARU

### SUZUKI

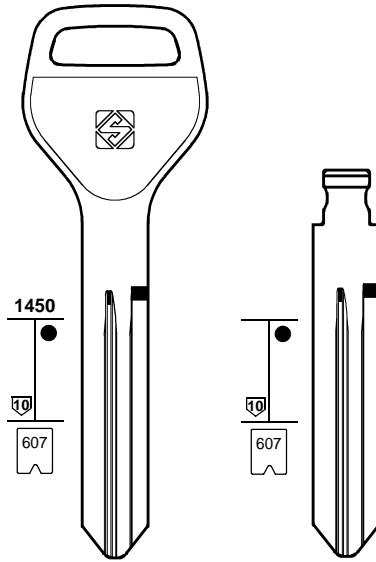


**NSN11T**  
X . . . . 1-8000  
X . . . . 8001-9000

VALEO

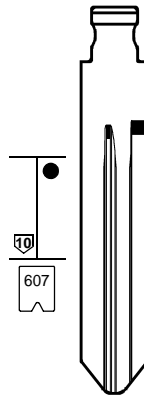


**NSN14T**  
. . . . . 1-22185

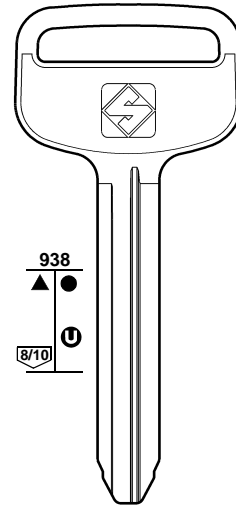


**NSN19**  
. . . . . 30001-37850

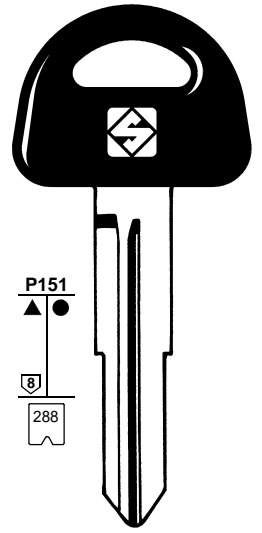
VALEO



**NSN19FH**  
. . . . . 1-22185  
. . . . . 30001-37850



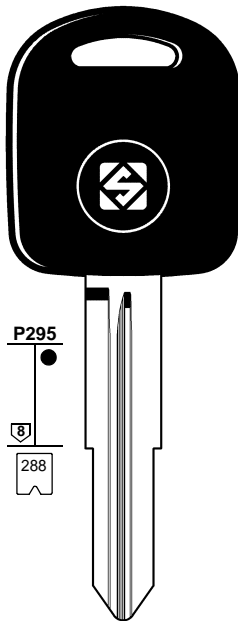
**TOY43**



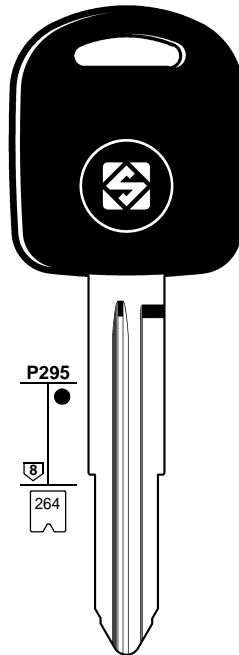
**SZ11RP**  
. . . . . 18100-19299

FOR:  
PER:

### SUZUKI



**SZ11RT4**  
. . . . . 18100-19299  
. . . . . 19300-19617

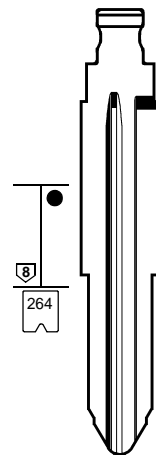


**SZ12TE**  
U . . . . 1-2000

**SZ12T4**  
U . . . . 1-2000



**SZ12MH**  
U . . . . 1-2000



**SZ12FH**  
U . . . . 1-2000



FOR:  
PER:

# SUZUKI



FOR:  
PER:

# SUZUKI



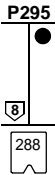
HUF

HUF



FOR:  
PER:

# SUZUKI



**SZ11RT4**

..... 18100-19299  
..... 19300-19617



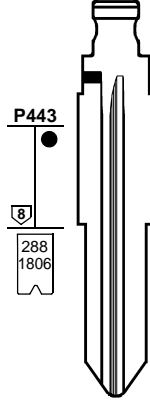
**SZ11RTE**

..... 18100-19299  
..... 19300-19617



**SZ11RMH**

..... 18100-19299  
..... 19300-19617



**SZ11RFH**

..... 18100-19299  
..... 19300-19617



**SZ12T4**

U ..... 1-2000

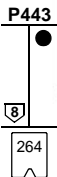


**SZ12TE**

U ..... 1-2000

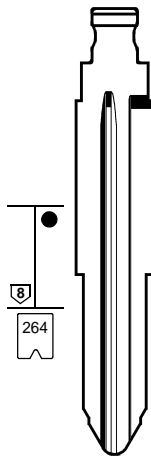
FOR:  
PER:

# SUZUKI



**SZ12MH**

U ..... 1-2000



**SZ12FH**

U ..... 1-2000



**NSN14T14**

..... 1-22185



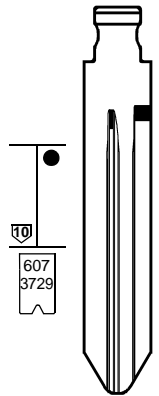
**NSN14TE**

..... 1-22185  
..... 30001-37850



**NSN14MH**

..... 1-22185  
..... 30001-37850



**NSN14FH**

..... 1-22185

1	2	2a	3	3a	3b	e1+e2	6	42+71	72	43+44a	12	15
---	---	----	---	----	----	-------	---	-------	----	--------	----	----

**GTI  
COMPATIBLE**

**IGNITION**



CAR MAKE MODEL	FROM TO		SILCA REF.	SILCA REF.	SILCA REF.	COPY GEN.		TRANSP. TYPE	FAST COPY PLUS RW4 PLUS FAST COPY/RW4	FAST COPY PLUS RW4 PLUS	FAST COPY RW4	STP
	FROM	TO				COPY	GEN.					

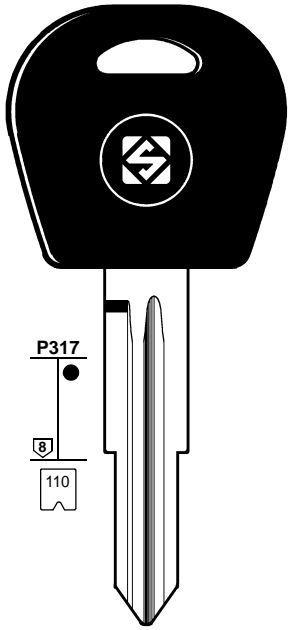
For more info on the uses of car keys, refer to the Silca Electronic Keys Catalogue:

**SUZUKI**

BALENO	1996	2001	SZ11RT4					TEXAS	4C			
BALENO	1996	2001	SZ12MH	SZ12TE	SZ12FH	Y	Y	TEXAS	4C	Y	P-BOX	
BALENO	1996	2001	SZ11RMH	SZ11RTE	SZ11RFH	Y	Y	TEXAS	4C	Y	P-BOX	
EQUATOR	2009		NSN14T14					PH / CR2	46			
EQUATOR	2009		NSN14MH	NSN14TE	NSN14FH	Y	Y	PH / CR2	46	Y	P-BOX	
ESCUDO [J]	1996	2002	SZ12T4					TEXAS	4C			
ESCUDO [J]	1996	2002	SZ11RT4					TEXAS	4C			
ESCUDO [J]	1996	2002	SZ12MH	SZ12TE	SZ12FH	Y	Y	TEXAS	4C	Y	P-BOX	
ESCUDO [J]	1996	2002	SZ11RMH	SZ11RTE	SZ11RFH	Y	Y	TEXAS	4C	Y	P-BOX	

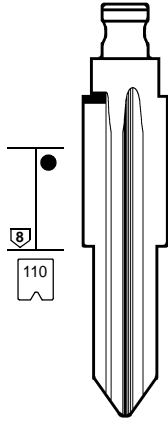
FOR:  
PER:

# SUZUKI



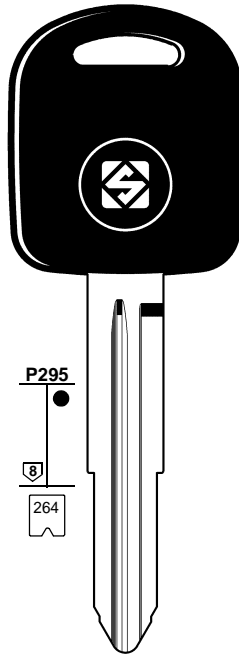
P317  
8  
110

**DWO4RAP**  
J ..... 1-1200  
M ..... 1-1200



8  
110

**DWO4RFH**  
J ..... 1-1200  
T ..... 1-1200  
M ..... 1-1200



P295  
8  
264

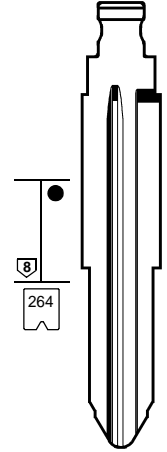
**SZ12T4**  
U ..... 1-2000

**SZ12TE**  
U ..... 1-2000



P443  
8  
264

**SZ12MH**  
U ..... 1-2000

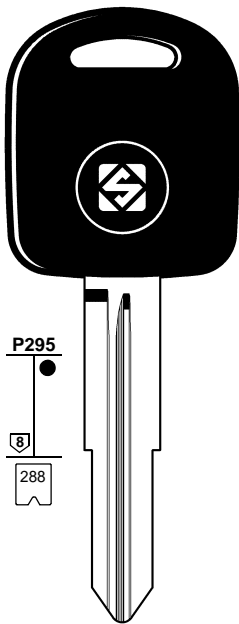


8  
264

**SZ12FH**  
U ..... 1-2000

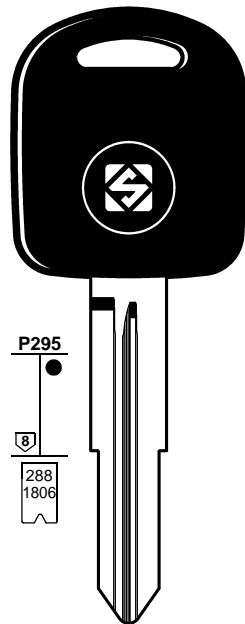
FOR:  
PER:

# SUZUKI



P295  
8  
288

**SZ11RT4**  
..... 18100-19299  
..... 19300-19617



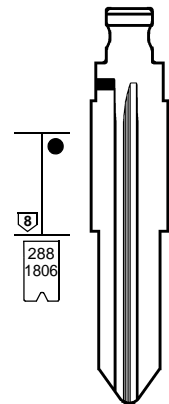
P295  
8  
288  
1806

**SZ11RTE**  
..... 18100-19299  
..... 19300-19617



P443  
8  
288  
1806

**SZ11RMH**  
..... 18100-19299  
..... 19300-19617



8  
288  
1806

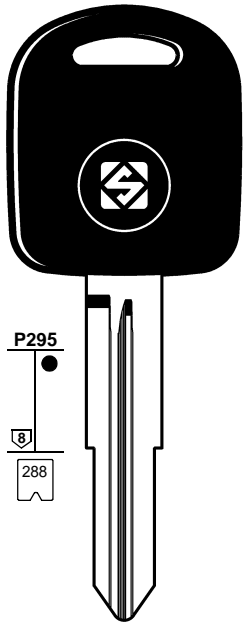
**SZ11RFH**  
..... 18100-19299  
..... 19300-19617





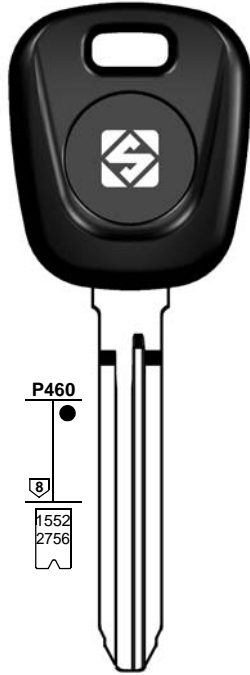
FOR:  
PER:

# SUZUKI



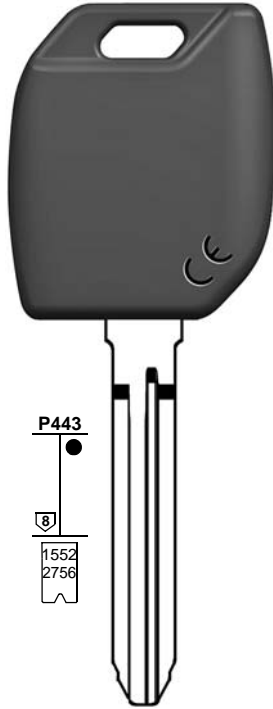
P295  
8  
288

**SZ11RT18**  
..... 18100-19299  
..... 19300-19617



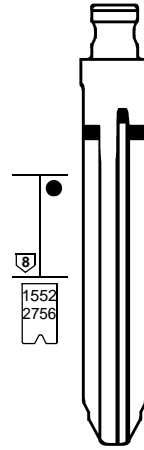
P460  
8  
1552  
2756

**SZ22TE**  
..... 25001-26200



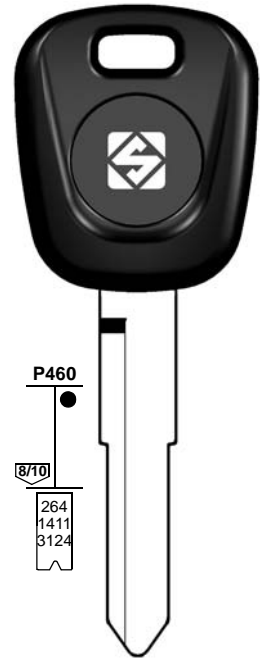
P443  
8  
1552  
2756

**SZ22MH**  
..... 25001-26200



8  
1552  
2756

**SZ22FH**  
..... 25001-26200



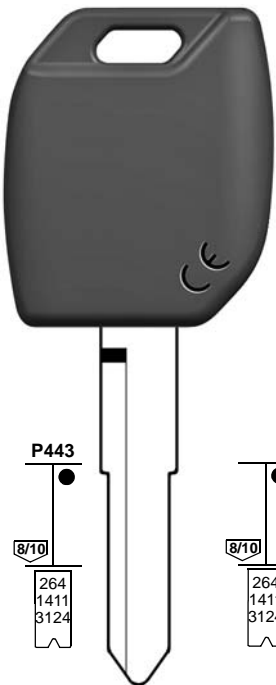
P460  
8/10  
264  
1411  
3124

**HU133RTE**  
..... 50001-51308  
U ..... 1-2000  
IP ..... 5001-6308

HUF

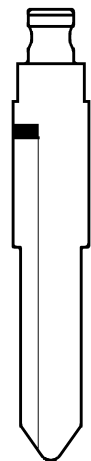
FOR:  
PER:

# SUZUKI



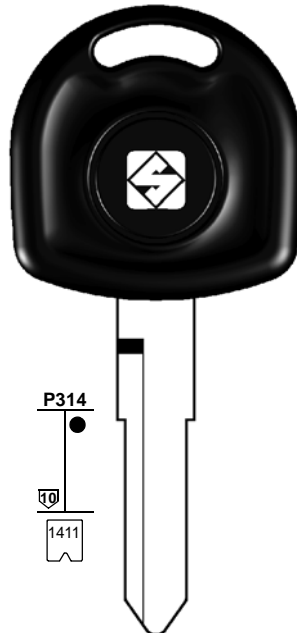
P443  
8/10  
264  
1411  
3124

**HU133RMH**  
..... 50001-51308  
U ..... 1-2000  
IP ..... 5001-6308



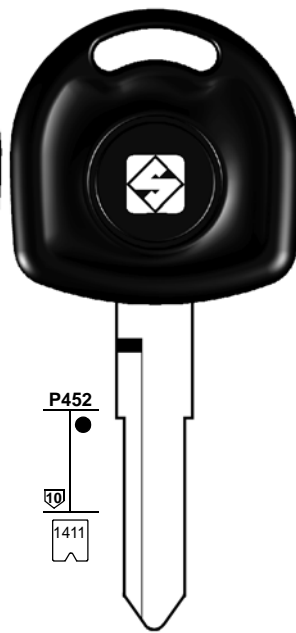
8/10  
264  
1411  
3124

**HU133RFH**  
..... 50001-51308  
U ..... 1-2000  
IP ..... 5001-6308



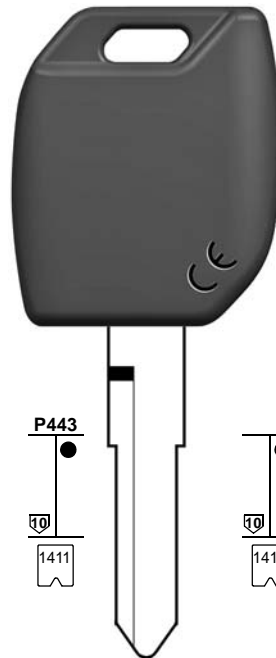
P314  
10  
1411

**HU87RT18**  
..... 50001-51308



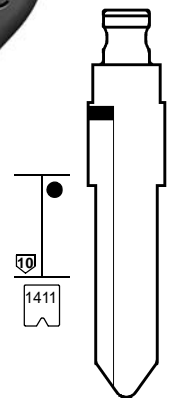
P452  
10  
1411

**HU87RTE**  
..... 50001-51308



P443  
10  
1411

**HU87RMH**  
..... 50001-51308



10  
1411

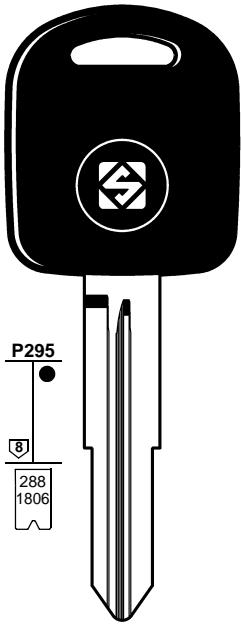
**HU87RFH**  
..... 50001-51308

HUF



FOR:  
PER:

# SUZUKI

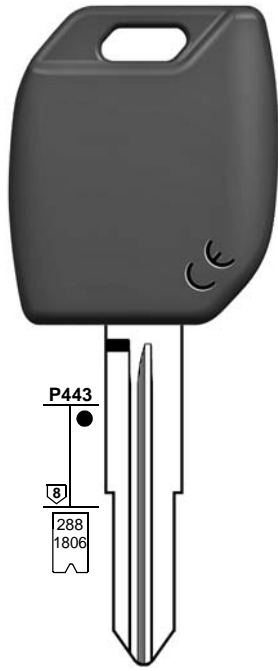


P295  
8  
288  
1806



**SZ11RTE**

..... 18100-19299  
..... 19300-19617

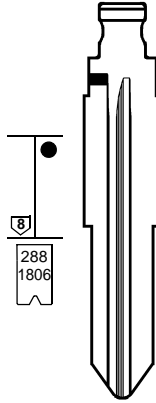


P443  
8  
288  
1806



**SZ11RMH**

..... 18100-19299  
..... 19300-19617

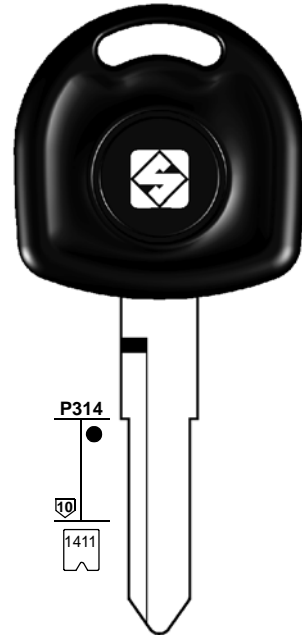


P314  
8  
288  
1806



**SZ11RFH**

..... 18100-19299  
..... 19300-19617

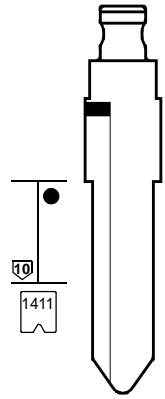


P314  
10  
1411



**HU87RT5**

..... 50001-51308



P314  
10  
1411



**HU87RFH**

..... 50001-51308



**SZ11RT4**

..... 18100-19299  
..... 19300-19617

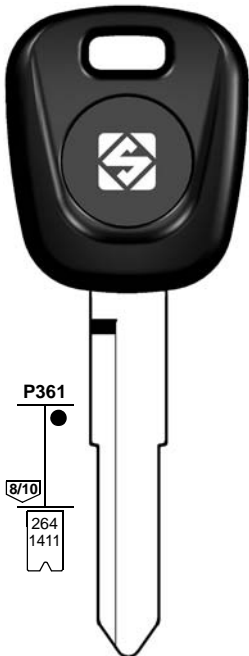


**SZ11RT5**

..... 18100-19299  
..... 19300-19617

FOR:  
PER:

# SUZUKI

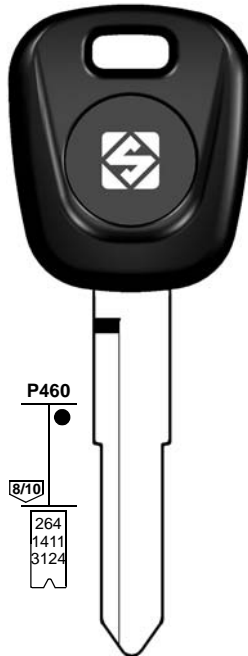


P361  
8/10  
264  
1411



**HU133RT18**

..... 50001-51308  
U ..... 1-2000

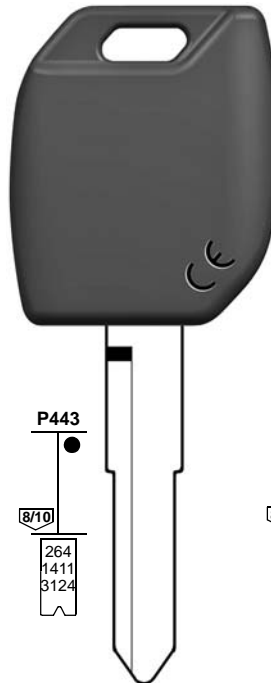


P460  
8/10  
264  
1411  
3124



**HU133RTE**

..... 50001-51308  
U ..... 1-2000  
IP ..... 5001-6308

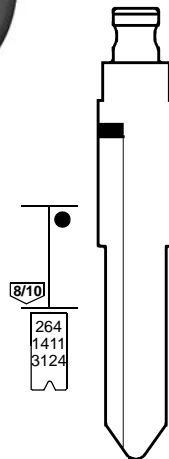


P443  
8/10  
264  
1411  
3124



**HU133RMH**

..... 50001-51308  
U ..... 1-2000  
IP ..... 5001-6308

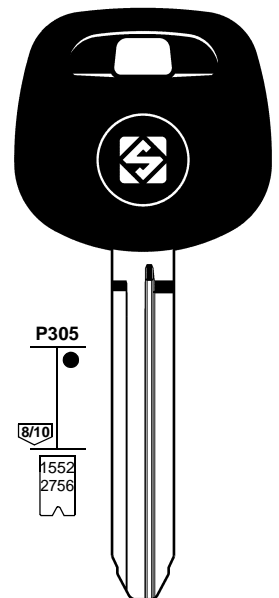


P305  
8/10  
264  
1411  
3124



**HU133RFH**

..... 50001-51308  
U ..... 1-2000  
IP ..... 5001-6308



P305  
8/10  
1552  
2756


















**TOY43AT18**

..... 25001-26200

HUF

HUF

1	2	2a	3	3a	3b	e1+e2	6	42+71	72	43+44a	12	15	
						<b>GTI COMPATIBLE</b>		<b>IGNITION</b> 					
CAR MAKE MODEL	FROM	TO	SILCA REF.	SILCA REF.	SILCA REF.	COPY	GEN.	TRANSP. TYPE	FAST COPY PLUS RW4 PLUS FAST COPY/RW4	FAST COPY PLUS RW4 PLUS	FAST COPY RW4	STP	
													

For more info on the uses of car keys, refer to the Silca Electronic Keys Catalogue:

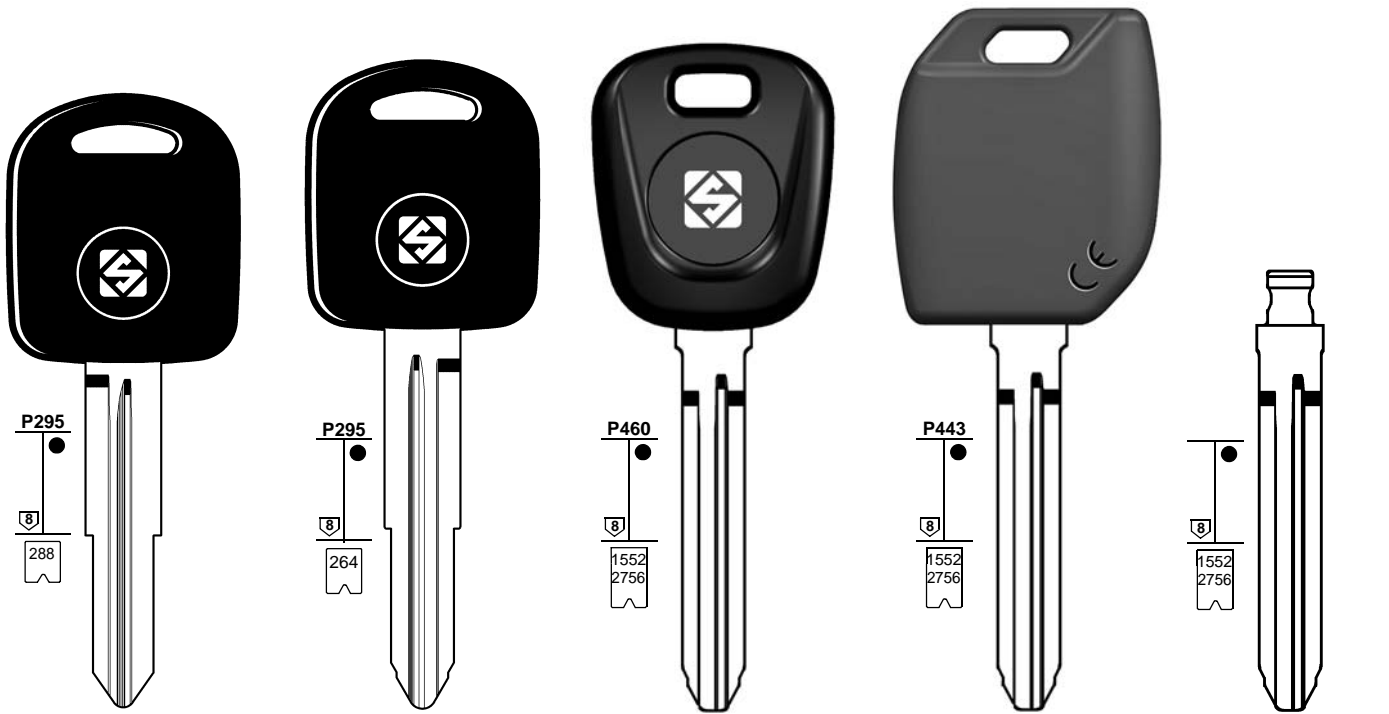


### SUZUKI

IGNIS	2000	2008	SZ11RMH	SZ11RTE	SZ11RFH	Y	Y	TEX / CR	65	Y	P-BOX		
IGNIS	2000	2000	HU87RT5		HU87RFH			PH / CR	40	RD	RD		
IGNIS	2003	2008	HU133RT18					TEX / CR	65				
IGNIS	2003	2008	HU133RMH	HU133RTE	HU133RFH	Y	Y	TEX / CR	65	Y	P-BOX		
JIMNY	1999	2002	SZ11RT4					TEXAS	4C				
JIMNY	1999	2002	SZ11RMH	SZ11RTE	SZ11RFH	Y	Y	TEXAS	4C	Y	P-BOX		
JIMNY	2002		SZ11RT18					TEX / CR	65				
JIMNY	2002		HU133RT18					TEX / CR	65				
JIMNY	2002		HU133RMH	HU133RTE	HU133RFH	Y	Y	TEX / CR	65	Y	P-BOX		
JIMNY	2002		SZ11RMH	SZ11RTE	SZ11RFH	Y	Y	TEX / CR	65	Y	P-BOX		
JIMNY DIESEL	2002		HU87RT5		HU87RFH			PH	33	Y	Y		
JIMNY DIESEL	2002		SZ11RT5	SZ11RTE	SZ11RFH			PH	33	Y	Y		
KIZASHI	2011		SMARTKEY					PH / CR2	46				
LIANA	2001	2005	TOY43AT18					TEX / CR	65				

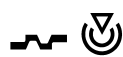
FOR:  
PER:

# SUZUKI



**SZ11RT4**

..... 18100-19299  
..... 19300-19617



**SZ12T4**

U ..... 1-2000



**SZ22TE**

..... 25001-26200



**SZ22MH**

..... 25001-26200

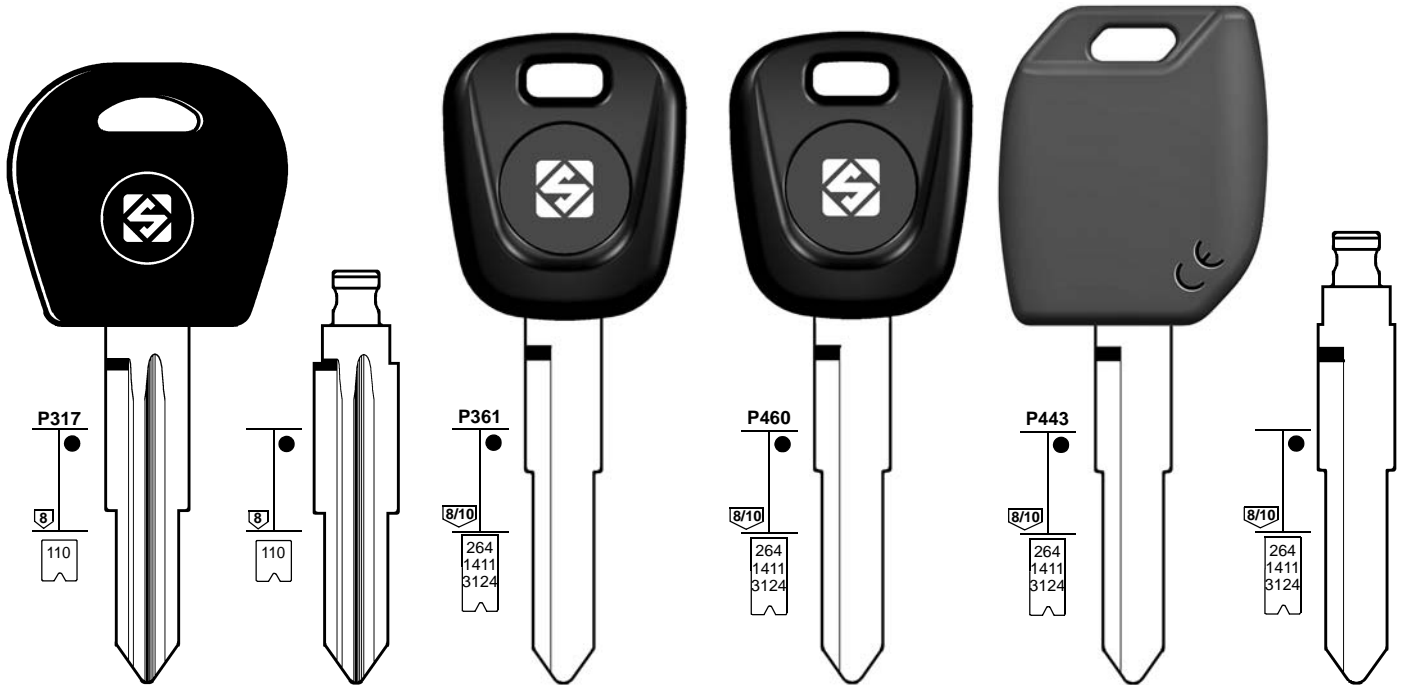


**SZ22FH**

..... 25001-26200

FOR:  
PER:

# SUZUKI



**DWO4RAP**

J ..... 1-1200  
M ..... 1-1200

**DWO4RFH**

J ..... 1-1200  
T ..... 1-1200  
M ..... 1-1200

**HU133RT12**

..... 50001-51308

**HU133RT14**

..... 50001-51308  
U ..... 1-2000  
IP ..... 5001-6308

**HU133RTE**

..... 50001-51308  
U ..... 1-2000  
IP ..... 5001-6308

**HU133RMH**

..... 50001-51308  
U ..... 1-2000  
IP ..... 5001-6308

**HU133RFH**

..... 50001-51308  
U ..... 1-2000  
IP ..... 5001-6308

HUF

HUF



FOR:  
PER:

# SUZUKI

Technical specifications for the six keys shown:

- Key 1:** P295, 264, TE KEY, SZ12TE, U ..... 1-2000
- Key 2:** P443, 264, MH KEY, SZ12MH, U ..... 1-2000
- Key 3:** P295, 264, FH FLIP, SZ12FH, U ..... 1-2000
- Key 4:** P295, 288 1806, TE KEY, SZ11RTE, ..... 18100-19299, ..... 19300-19617
- Key 5:** P443, 288 1806, MH KEY, SZ11RMH, ..... 18100-19299, ..... 19300-19617
- Key 6:** P443, 288 1806, FH FLIP, SZ11RFH, ..... 18100-19299, ..... 19300-19617

FOR:  
PER:

# SUZUKI

Technical specifications for the four keys shown:

- Key 1:** P361, 264 1411 3124, HU133RT14, ..... 50001-51308, U ..... 1-2000, IP ..... 5001-6308
- Key 2:** P460, 264 1411 3124, TE KEY, HU133RTE, ..... 50001-51308, U ..... 1-2000, IP ..... 5001-6308
- Key 3:** P443, 264 1411 3124, MH KEY, HU133RMH, ..... 50001-51308, U ..... 1-2000, IP ..... 5001-6308
- Key 4:** P443, 264 1411 3124, FH FLIP, HU133RFH, ..... 50001-51308, U ..... 1-2000, IP ..... 5001-6308

HUF

HUF



1	2	2a	3	3a	3b	e1+e2		6	42+71	72	43+44a	12	15
						<b>GTI COMPATIBLE</b>		<b>IGNITION</b> 					
CAR MAKE MODEL	FROM	TO	SILCA REF.	SILCA REF.	SILCA REF.	COPY	GEN.	TRANSP. TYPE	FAST COPY PLUS RW4 PLUS FAST COPY/RW4	FAST COPY PLUS RW4 PLUS	FAST COPY RW4	STP	

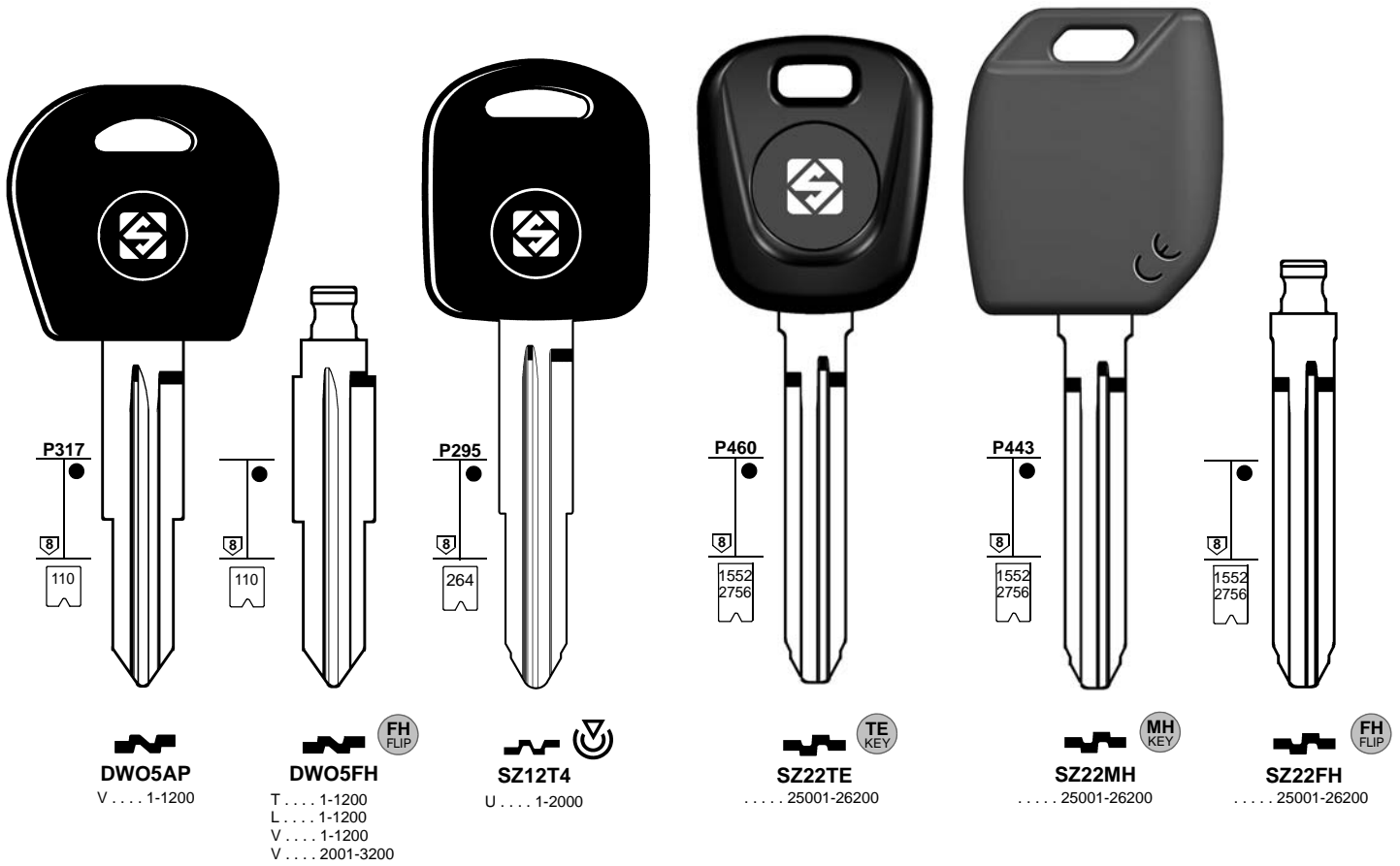
For more info on the uses of car keys, refer to the Silca Electronic Keys Catalogue:

**SUZUKI**

SWIFT	1996	2005	SZ12MH	SZ12TE	SZ12FH	Y	Y	TEXAS	4C	Y	P-BOX		
SWIFT	1996	2005	SZ11RMH	SZ11RTE	SZ11RFH	Y	Y	TEXAS	4C	Y	P-BOX		
SWIFT	2005		HU133RT14					PH / CR2	46				
SWIFT	2005		HU133RMH	HU133RTE	HU133RFH	Y	Y	PH / CR2	46	Y	P-BOX		


FOR:  
PER:

# SUZUKI



FOR:  
PER:

# SUZUKI



1	2	2a	3	3a	3b	e1+e2		6	42+71	72	43+44a	12	15
---	---	----	---	----	----	-------	--	---	-------	----	--------	----	----

GTI  
COMPATIBLE

IGNITION



CAR MAKE MODEL	FROM	TO	SILCA REF.	SILCA REF.	SILCA REF.	COPY	GEN.	TRANSP. TYPE	FAST COPY PLUS RW4 PLUS FAST COPY/RW4	FAST COPY PLUS RW4 PLUS	FAST COPY RW4	STP	

For more info on the uses of car keys, refer to the Silca Electronic Keys Catalogue:



SUZUKI

SWIFT	2005		SZ22MH	SZ22TE	SZ22FH	Y	Y	TEX / CR	66	Y	P-BOX		
SX4	2006		HU133RT14					PH / CR2	46				
SX4	2006		HU133RMH	HU133RTE	HU133RFH	Y	Y	PH / CR2	46	Y	P-BOX		
SX4 DIESEL	2006		HU133RT12		HU133RFH			PH / CR	40				
SX4 (USA)	2006												
VERONA	2004	2007	DW05AP		DW05FH								
VITARA	1996	2002	SZ12T4					TEXAS	4C				

FOR:  
PER:

# SUZUKI

**P295**  
8  
288  
1806

**P443**  
8  
288  
1806

**P295**  
8  
264

**P443**  
8  
264

**TE KEY**  
**SZ11RTE**  
..... 18100-19299  
..... 19300-19617

**MH KEY**  
**SZ11RMH**  
..... 18100-19299  
..... 19300-19617

**FH FLIP**  
**SZ11RFH**  
..... 18100-19299  
..... 19300-19617

**TE KEY**  
**SZ12TE**  
U ..... 1-2000

**MH KEY**  
**SZ12MH**  
U ..... 1-2000

**FH FLIP**  
**SZ12FH**  
U ..... 1-2000

**SZ11RT4**  
..... 18100-19299  
..... 19300-19617

FOR:  
PER:

# SUZUKI

**P314**  
1411

**557**  
8  
288

**P151**  
8  
288

**P228**  
8  
514

**P339**  
2020

**HU87RT5**  
.....  
50001-51308

**FH FLIP**  
**HU87RFH**  
.....  
50001-51308

**SZ11R**  
..... 18100-19299

**SZ11RP**  
..... 18100-19299

**GM30AP**  
..... 10001-15000

**B111-PT**  
G ..... 0-3631

**HU87RT9**  
.....  
50001-51308



FOR:  
PER:

# TATA

The key shape may differ from the key drawing

**TAT1P**  
T ..... 1-1200  
S ..... 1-5200

**TAT1TE**   
T ..... 1-1200  
S ..... 1-5200

**TAT1MH**   
T ..... 1-1200  
S ..... 1-5200

**TAT1FH**   
T ..... 1-1200  
S ..... 1-5200

**TAT2P**

**TAT3RP**

FOR:  
PER:

# TOYOTA

**TOY43ATE**   
..... 10001-15000  
..... 50000-59999  
..... 60000-69999

**TOY43AT4**   
..... 10001-15000  
..... 50000-59999  
..... 60000-69999

**TOY43AT31**   
..... 10001-15000  
..... 50000-59999  
..... 60000-69999

**TOY43MH**   
..... 10001-15000  
..... 50000-59999  
..... 60000-69999  
..... 25001-26200  
..... 1-5000

**TOY43FH**   
..... 10001-15000  
..... 50000-59999  
..... 60000-69999  
..... 25001-26200

1	2	2a	3	3a	3b	e1+e2	6	42+71	72	43+44a	12	15		
						<b>GTI COMPATIBLE</b>		<b>IGNITION</b>						
<b>CAR MAKE MODEL</b>	FROM	TO	SILCA REF.	SILCA REF.	SILCA REF.	COPY	GEN.	TRANSP. TYPE	FAST COPY PLUS RW4 PLUS FAST COPY/RW4	FAST COPY PLUS RW4 PLUS	FAST COPY RW4	STP		
For more info on the uses of car keys, refer to the Silca Electronic Keys Catalogue:														
<b>TATA</b>														
<b>ARIA</b>	2010		TAT1MH	TAT1TE	TAT1FH	Y	Y	PH / CR2	46	Y	P-BOX			
<b>INDICA</b>	2000		TAT1P		TAT1FH									
<b>INDICA</b>	2008		TAT1MH	TAT1TE	TAT1FH	Y	Y	PH / CR2	46	Y	P-BOX			
<b>INDIGO</b>	2008		TAT1MH	TAT1TE	TAT1FH	Y	Y	PH / CR2	46	Y	P-BOX			
<b>MANZA</b>	2009		TAT1MH	TAT1TE	TAT1FH	Y	Y	PH / CR2	46	Y	P-BOX			
<b>NANO</b>	2009		TAT2P											
<b>SAFARI</b>	1999							TEMIC	11					
<b>XENON</b>	2007		TAT3RP											
<b>TOYOTA</b>														
<b>4RUNNER</b>	1999	2002	TOY43AT4					TEXAS	4C				E	
<b>4RUNNER</b>	1999	2002	TOY43MH	TOY43ATE	TOY43FH	Y	Y	TEXAS	4C	Y	P-BOX			
<b>ALPHARD</b>	2005		TOY43AT31					TEX / CR	67				I	
<b>ALPHARD</b>	2005		TOY43MH	TOY43ATE	TOY43FH	Y	Y	TEX / CR	67	Y	P-BOX			
<b>AURION (Aus)</b>	2006		TOY43AT31					TEX / CR	67				I	
<b>AURION (Aus)</b>	2006		TOY43MH	TOY43ATE	TOY43FH	Y	Y	TEX / CR	67	Y	P-BOX			
<b>AURIS</b>	2006		TOY43AT31					TEX / CR	67				I	
<b>AURIS</b>	2006		TOY43MH	TOY43ATE	TOY43FH	Y	Y	TEX / CR	67	Y	P-BOX			
<b>AURIS (EU)</b>	2007		SMARTKEY					TEX / CR	70					
<b>AURIS (EU)</b>	2007							TEX / CR	70					

FOR:  
PER:

# TOYOTA

**TOY44**  
..... 10001-15000

**TOY43P**  
..... 10001-15000

**TOY43T2**  
..... 10001-15000  
..... 50000-59999  
..... 60000-69999

**TOY43TE**  
..... 10001-15000  
..... 50000-59999  
..... 60000-69999

**TOY43MH**  
..... 10001-15000  
..... 50000-59999  
..... 60000-69999  
..... 25001-26200  
..... 1-5000

**TOY43FH**  
..... 10001-15000  
..... 50000-59999  
..... 60000-69999  
..... 25001-26200

**TOY43AT4**  
..... 10001-15000  
..... 50000-59999  
..... 60000-69999

**TOY43AT31**  
..... 10001-15000  
..... 50000-59999  
..... 60000-69999

**TOY43ATE**  
..... 10001-15000  
..... 50000-59999  
..... 60000-69999

FOR:  
PER:

# TOYOTA

**TOY47BP**  
T ..... (VALET) 1-13284  
T ..... (MASTER) 1-13284  
..... (VALET) 1-13284  
..... (MASTER) 1-13284

**TOY47TE**  
..... 1-13284  
T ..... 1-13284

**TOY47T4**  
..... 1-13284  
T ..... 1-13284

**TOY47MH**  
..... 1-13284  
T ..... 1-13284
















**TOY47FH**  
..... 1-13284  
T ..... 1-13284

**VA6MH**  
..... 1234Q5678H  
..... ABCDEF  
..... 12897-A9999

**VA6FH**  
..... 12897-A9999  
..... ABCDEF  
..... 1234Q5678H

HUF - VALEO



1		2	2a	3		3a	3b	e1+e2		6	42+71	72	43+44a	12	15
								<b>GTI COMPATIBLE</b>		<b>IGNITION</b>					
															
<b>CAR MAKE MODEL</b>		<b>FROM</b>	<b>TO</b>	<b>SILCA REF.</b>	<b>SILCA REF.</b>	<b>SILCA REF.</b>	<b>COPY</b>	<b>GEN.</b>	<b>TRANSP. TYPE</b>	<b>FAST COPY PLUS RW4 PLUS FAST COPY/RW4</b>	<b>FAST COPY PLUS RW4 PLUS</b>	<b>FAST COPY RW4</b>	<b>STP</b>		
															

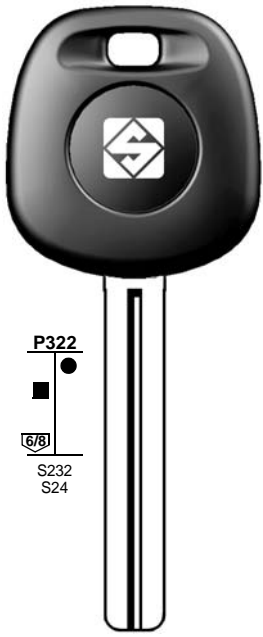
For more info on the uses of car keys, refer to the Silca Electronic Keys Catalogue:



<b>TOYOTA</b>															
<b>AURIS (EU)</b>	2007		<b>TOY47MH</b>	<b>TOY47TE</b>	<b>TOY47FH</b>	Y	Y	TEX / CR	70	Y	P-BOX				
<b>AVENSIS</b>	1998	2000	<b>TOY47T4</b>					TEXAS	4C						S11
<b>AVENSIS</b>	1998	2000	<b>TOY47MH</b>	<b>TOY47TE</b>	<b>TOY47FH</b>	Y	Y	TEXAS	4C	Y	P-BOX				
<b>AVENSIS</b>	2000	2003	<b>TOY47T16</b>					TEX / CR	60						
<b>AVENSIS</b>	2000	2003	<b>TOY47MH</b>	<b>TOY47TE</b>	<b>TOY47FH</b>	Y	Y	TEX / CR	60	Y	P-BOX				
<b>AVENSIS</b>	2003							TEX / CR	70						
<b>AVENSIS</b>	2003		<b>TOY47MH</b>	<b>TOY47TE</b>	<b>TOY47FH</b>	Y	Y	TEX / CR	70	Y	P-BOX				
<b>AVENSIS VERSO</b>	2001	2003	<b>TOY43AT4</b>					TEXAS	4C						E
<b>AVENSIS VERSO</b>	2001	2003	<b>TOY43MH</b>	<b>TOY43ATE</b>	<b>TOY43FH</b>	Y	Y	TEXAS	4C	Y	P-BOX				
<b>AYGO</b>	2005							TEX / CR	70						
<b>AYGO</b>	2005		<b>VA6MH</b>		<b>VA6FH</b>	Y	Y	TEX / CR	70	Y	P-BOX				
<b>CAMRY</b>	1996	2005	<b>TOY43AT4</b>					TEXAS	4C						E
<b>CAMRY</b>	1996	2005	<b>TOY43MH</b>	<b>TOY43ATE</b>	<b>TOY43FH</b>	Y	Y	TEXAS	4C	Y	P-BOX				
<b>CAMRY</b>	2006		<b>TOY43MH</b>	<b>TOY43ATE</b>	<b>TOY43FH</b>	Y	Y	TEX / CR	67	Y	P-BOX				
<b>CAMRY</b>	2006		<b>TOY43AT31</b>					TEX / CR	67						I
<b>CARINA</b>	1994	1995	<b>TOY47BP</b>												
<b>CARINA</b>	1995	1995	<b>TOY43P</b>												
<b>CARINA</b>	1995	1995	<b>TOY44</b>												
<b>CARINA</b>	1996	2000	<b>TOY43T2</b>	<b>TOY43TE</b>	<b>TOY43FH</b>			PH	33	Y	Y				S11
<b>CARINA</b>	1996	2000	<b>TOY47T4</b>					TEXAS	4C						S11
<b>CARINA</b>	1996	2000	<b>TOY47MH</b>	<b>TOY47TE</b>	<b>TOY47FH</b>	Y	Y	TEXAS	4C	Y	P-BOX				
<b>CELICA</b>	1995	1995	<b>TOY43P</b>												
<b>CELICA</b>	1995	1995	<b>TOY44</b>												
<b>CELICA</b>	1996	2000	<b>TOY43T2</b>	<b>TOY43TE</b>	<b>TOY43FH</b>			PH	33	Y	Y				S11
<b>CELICA</b>	2000	2005	<b>TOY43AT4</b>					TEXAS	4C						E
<b>CELICA</b>	2000	2005	<b>TOY43MH</b>	<b>TOY43ATE</b>	<b>TOY43FH</b>	Y	Y	TEXAS	4C	Y	P-BOX				

FOR:  
PER:

# TOYOTA



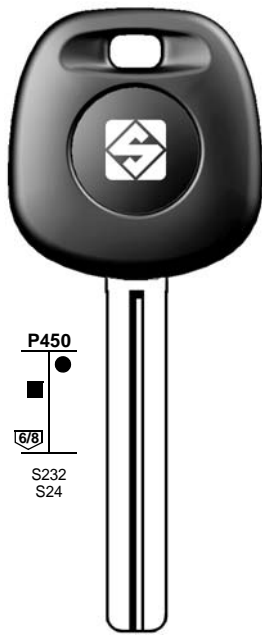
P322

6/8

S232  
S24



**TOY40BT4**  
..... 1-5000



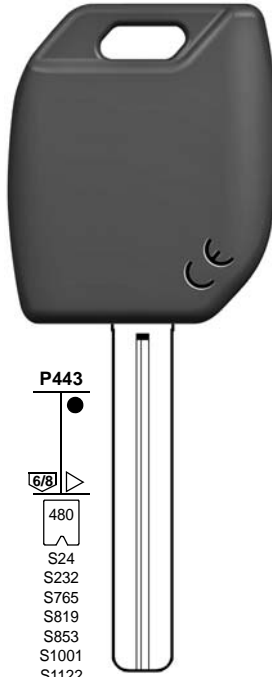
P450

6/8

S232  
S24



**TOY40BTE**  
..... 1-5000



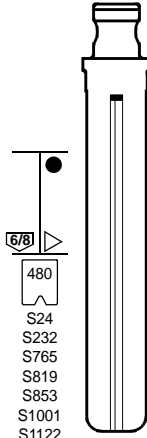
P443

6/8

480  
S24  
S232  
S765  
S819  
S853  
S1001  
S1122  
S1150  
S1356



**TOY40MH**  
..... 1-5000  
L ..... 0001-1000  
G ..... 0001-2500  
J ..... 0001-2500  
K ..... 0001-2500  
P ..... 0001-2500  
..... 30001-31200

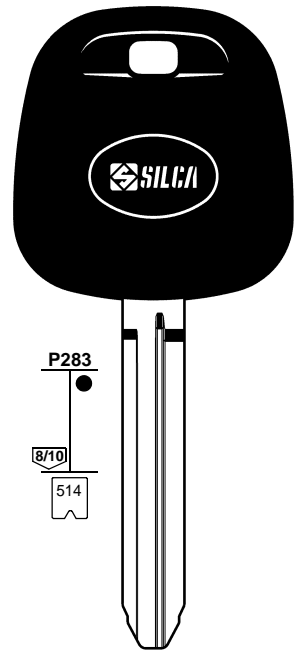


6/8

480  
S24  
S232  
S765  
S819  
S853  
S1001  
S1122  
S1150  
S1356



**TOY40FH**  
..... 1-5000  
L ..... 0001-1000  
J ..... 0001-2500



P283

8/10

514



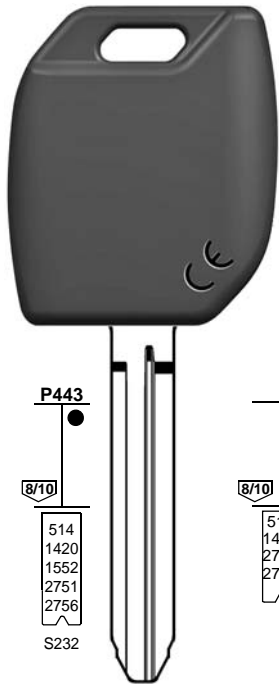
**TOY43T3**  
.....  
10001-15000



**TOY43TE**  
.....  
10001-15000  
50000-59999  
60000-69999

FOR:  
PER:

# TOYOTA



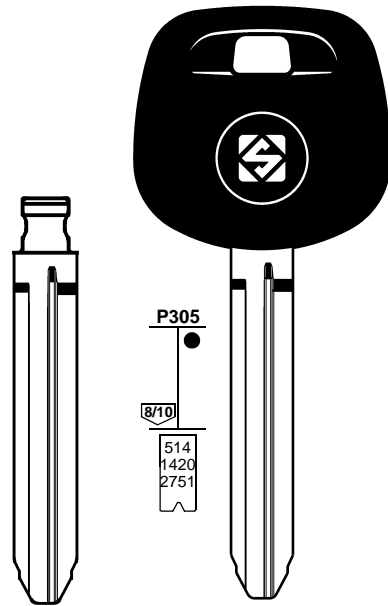
P443

8/10

514  
1420  
1552  
2751  
2756  
S232



**TOY43MH**  
..... 10001-15000  
..... 50000-59999  
..... 60000-69999  
..... 25001-26200  
..... 1-5000



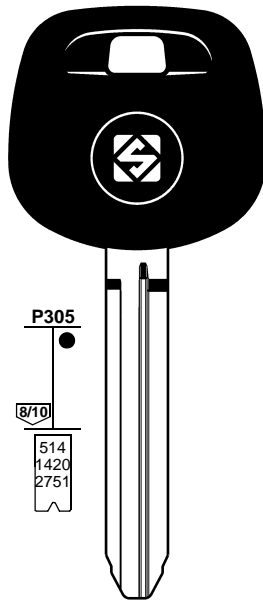
P443

8/10

514  
1420  
2751  
2756



**TOY43FH**  
..... 10001-15000  
..... 50000-59999  
..... 60000-69999  
..... 25001-26200



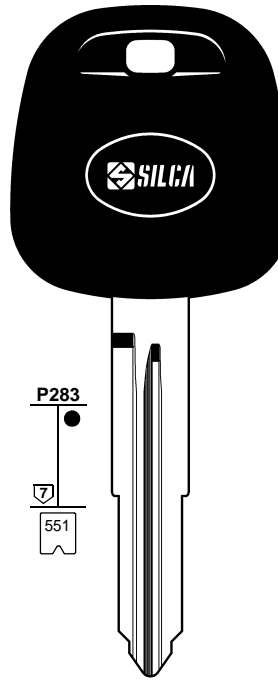
P305

8/10

514  
1420  
2751



**TOY43AT4**  
..... 10001-15000  
..... 50000-59999  
..... 60000-69999



P283

7

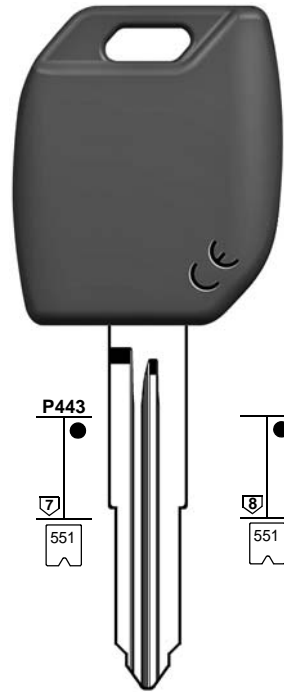
551



**TOY46RTE**  
N ..... 1-2000



**TOY46RT3**  
N ..... 1-2000



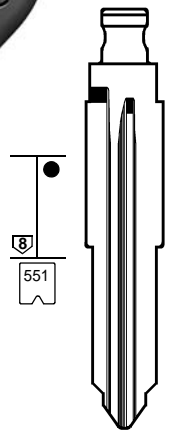
P443

7

551



**TOY46RMH**  
N ..... 1-2000



8

551



**TOY46RFH**  
N ..... 1-2000

1	2	2a	3	3a	3b	e1+e2		6	42+71	72	43+44a	12	15
						<b>GTI COMPATIBLE</b>		<b>IGNITION</b> 					
<b>CAR MAKE MODEL</b>	FROM	TO	SILCA REF.	SILCA REF.	SILCA REF.	COPY	GEN.	TRANSP. TYPE	FAST COPY PLUS RW4 PLUS FAST COPY/RW4	FAST COPY PLUS RW4 PLUS	FAST COPY RW4	STP	

For more info on the uses of car keys, refer to the Silca Electronic Keys Catalogue:

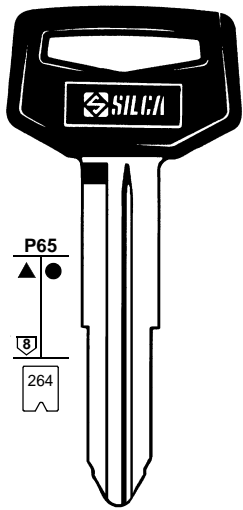


**TOYOTA**

<b>CENTURY</b>	1998		<b>TOY40BT4</b>					TEXAS	4C				E
<b>CENTURY</b>	1998		<b>TOY40MH</b>	<b>TOY40BTE</b>	<b>TOY40FH</b>	Y	Y	TEXAS	4C	Y	P-BOX		
<b>COROLLA</b>	1996	1999	<b>TOY46RT3</b>					TEXAS	4C				S11
<b>COROLLA</b>	1996	1999	<b>TOY43T3</b>					TEXAS	4C				S11
<b>COROLLA</b>	1996	2006	<b>TOY43MH</b>	<b>TOY43TE</b>	<b>TOY43FH</b>	Y	Y	TEXAS	4C	Y	P-BOX		
<b>COROLLA</b>	1996	1999	<b>TOY46RMH</b>	<b>TOY46RTE</b>	<b>TOY46RFH</b>	Y	Y	TEXAS	4C	Y	P-BOX		
<b>COROLLA</b>	1999	2006	<b>TOY43AT4</b>					TEXAS	4C				S11

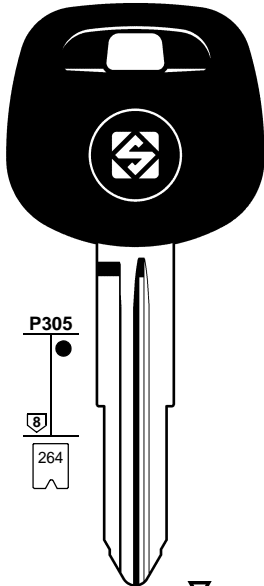
FOR:  
PER:

# TOYOTA



## TOY38RP

W ..... 1-2409  
P ..... 1-2390  
G ..... 1-2377  
X ..... 1-2248

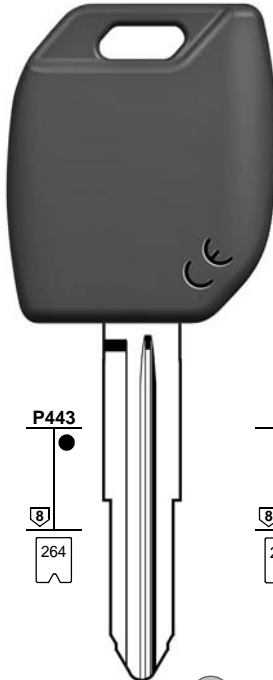


## TOY41RAT4

G ..... 1-2377  
P ..... 1-2390  
X ..... 1-2248

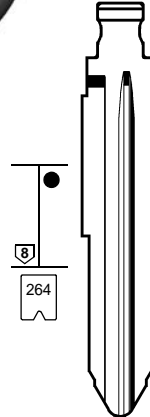
## TOY41RATE

D ..... 1-3000  
G ..... 1-2377  
P ..... 1-2390  
X ..... 1-2248



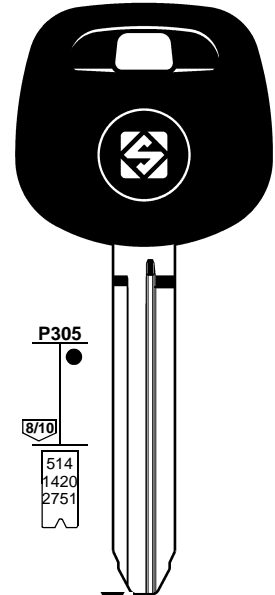
## TOY41RMH

D ..... 1-3000  
D ..... 3001-4000  
G ..... 1-2377  
P ..... 1-2390  
X ..... 1-2248



## TOY41RFH

G ..... 1-2377  
P ..... 1-2390  
X ..... 1-2248



## TOY43AT31

..... 10001-15000  
..... 50000-59999  
..... 60000-69999

## TOY43AT4

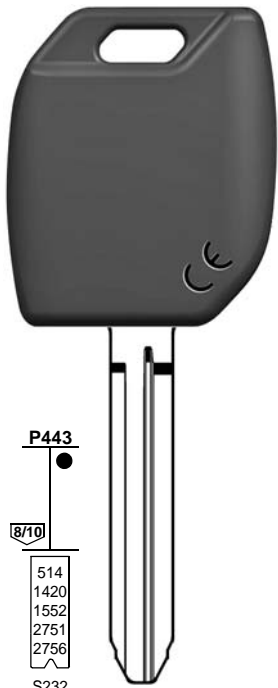
..... 10001-15000  
..... 50000-59999  
..... 60000-69999

## TOY43ATE

..... 10001-15000  
..... 50000-59999  
..... 60000-69999

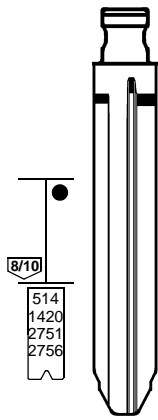
FOR:  
PER:

# TOYOTA



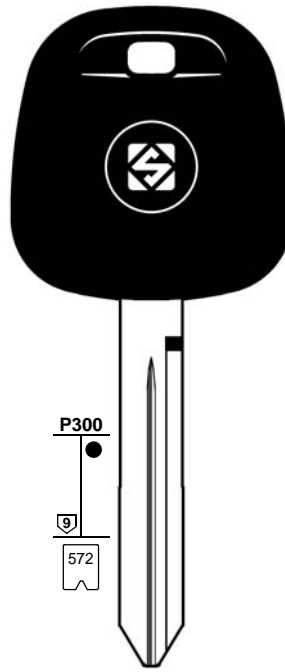
## TOY43MH

..... 10001-15000  
..... 50000-59999  
..... 60000-69999  
..... 25001-26200  
..... 1-5000



## TOY43FH

..... 10001-15000  
..... 50000-59999  
..... 60000-69999  
..... 25001-26200



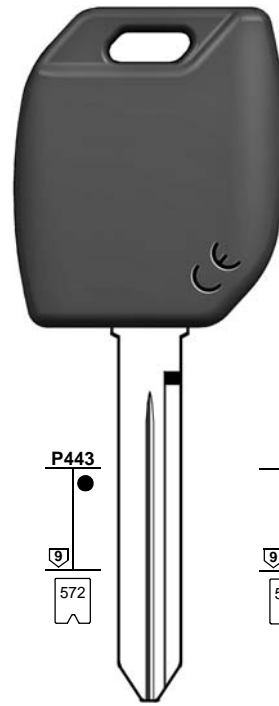
## TOY47TE

..... 1-13284  
T ..... 1-13284



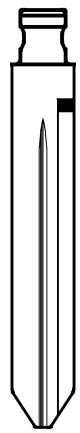
## TOY47T4

..... 1-13284  
T ..... 1-13284



## TOY47MH

..... 1-13284  
T ..... 1-13284



## TOY47FH

..... 1-13284  
T ..... 1-13284

1	2	2a	3	3a	3b	e1+e2		6	42+71	72	43+44a	12	15	
								<b>GTI COMPATIBLE</b>	<b>IGNITION</b> 					
<b>CAR MAKE MODEL</b>	<b>FROM</b>	<b>TO</b>	<b>SILCA REF.</b>	<b>SILCA REF.</b>	<b>SILCA REF.</b>	<b>COPY</b>	<b>GEN.</b>	<b>TRANSP. TYPE</b>	<b>FAST COPY PLUS RW4 PLUS FAST COPY/RW4</b>	<b>FAST COPY PLUS RW4 PLUS</b>	<b>FAST COPY RW4</b>	<b>STP</b>		
For more info on the uses of car keys, refer to the Silca Electronic Keys Catalogue:														
<b>TOYOTA</b>														
COROLLA	1999	2006	TOY47T4					TEXAS	4C				S11	
COROLLA	1999	2006	TOY47MH	TOY47TE	TOY47FH	Y	Y	TEXAS	4C	Y	P-BOX			
COROLLA	2007		TOY43AT31					TEX / CR	67				I	
COROLLA	2007		TOY43MH	TOY43ATE	TOY43FH	Y	Y	TEX / CR	67	Y	P-BOX			
COROLLA (S.Africa)	2008							TEX / CR	70				S11	
COROLLA (S.Africa)	2008		TOY47MH	TOY47TE	TOY47FH	Y	Y	TEX / CR	70	Y	P-BOX			
COROLLA VERSO	2005		SMARTKEY					TEX / CR	67					
ECHO	1999	2005	TOY41RAT4					TEXAS	4C				E	
ECHO	1999	2005	TOY41RMH	TOY41RATE	TOY41RFH	Y	Y	TEXAS	4C	Y	P-BOX			
ECHO VERSO	2002	2005	TOY43AT4					TEXAS	4C				E	
ECHO VERSO	2002	2005	TOY43MH	TOY43ATE	TOY43FH	Y	Y	TEXAS	4C	Y	P-BOX			
FJ CRUISER	2007		TOY43MH	TOY43ATE	TOY43FH	Y	Y	TEX / CR	67	Y	P-BOX			
FJ CRUISER	2007		TOY43AT31					TEX / CR	67				I	
FORTUNER	2007		TOY43AT31					TEX / CR	67				I	
FORTUNER	2007		TOY43MH	TOY43ATE	TOY43FH	Y	Y	TEX / CR	67	Y	P-BOX			
GT 86	2012							TEX / MA	6E					
HIACE	1995	2006	TOY43AT4					TEXAS	4C				E	
HIACE	1995	2006	TOY43MH	TOY43ATE	TOY43FH	Y	Y	TEXAS	4C	Y	P-BOX			
HIACE	2007		TOY43AT31					TEX / CR	67				I	
HIACE	2007		TOY43MH	TOY43ATE	TOY43FH	Y	Y	TEX / CR	67	Y	P-BOX			
HILUX	1999	2004	TOY43AT4					TEXAS	4C				E	
HILUX	1999	2004	TOY43MH	TOY43ATE	TOY43FH	Y	Y	TEXAS	4C	Y	P-BOX			
HILUX	2005		TOY43AT31					TEX / CR	67					
HILUX	2005		TOY43MH	TOY43ATE	TOY43FH	Y	Y	TEX / CR	67	Y	P-BOX			
HILUX 4X4	1995	1995	TOY38RP											
INNOVA KIJANG	2005		TOY43AT31					TEX / CR	67				I	
INNOVA KIJANG	2005		TOY43MH	TOY43ATE	TOY43FH	Y	Y	TEX / CR	67	Y	P-BOX			
iQ	2008		TOY43AT31					TEX / CR	67					
iQ	2008		TOY43MH	TOY43ATE	TOY43FH	Y	Y	TEX / CR	67	Y	P-BOX			
LAND CRUISER PRADO	2002		TOY43AT31					TEX / CR	67				I	
LAND CRUISER PRADO	2002		TOY43MH	TOY43ATE	TOY43FH	Y	Y	TEX / CR	67	Y	P-BOX			

FOR:  
PER:

# TOYOTA

**P322**  
S232  
S24

**P450**  
S232  
S24

**P443**  
480  
S24  
S232  
S765  
S819  
S853  
S1001  
S1122  
S1150  
S1356

**P305**  
514  
1420  
2751

**TE KEY**  
**TOY43ATE**  
..... 10001-15000  
..... 50000-59999  
..... 60000-69999

**TOY40BT4**  
..... 1-5000

**TE KEY**  
**TOY40BTE**  
..... 1-5000

**MH KEY**  
**TOY40MH**  
..... 1-5000  
L ..... 0001-1000  
G ..... 0001-2500  
J ..... 0001-2500  
K ..... 0001-2500  
P ..... 0001-2500  
..... 30001-31200

**FH FLIP**  
**TOY40FH**  
..... 1-5000  
L ..... 0001-1000  
J ..... 0001-2500

**TOY43AT4**  
..... 10001-15000  
..... 50000-59999  
..... 60000-69999

**TOY43AT31**  
..... 10001-15000  
..... 50000-59999  
..... 60000-69999

FOR:  
PER:

# TOYOTA

**P443**  
8/10  
514  
1420  
1552  
2751  
2756  
S232

**P322**  
S397  
S855

**P450**  
S397  
S855

**P443**  
S397  
S855

**MH KEY**  
**TOY43MH**  
..... 10001-15000  
..... 50000-59999  
..... 60000-69999  
..... 25001-26200  
..... 1-5000

**FH FLIP**  
**TOY43FH**  
..... 10001-15000  
..... 50000-59999  
..... 60000-69999  
..... 25001-26200

**TOY48BT4**  
..... 40000-49999

**TE KEY**  
**TOY48BTE**  
..... 40000-49999

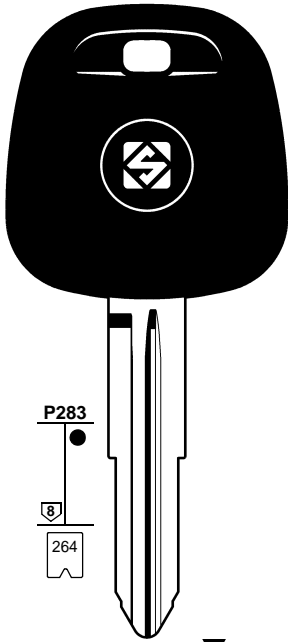
**MH KEY**  
**TOY48MH**  
..... 40000-49999

**FH FLIP**  
**TOY48FH**  
..... 40000-49999



FOR:  
PER:

# TOYOTA



P283  
8  
264



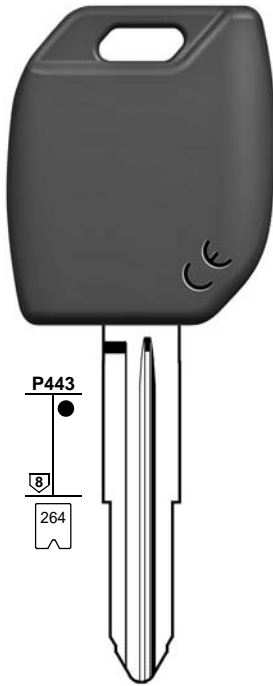
**TOY41RT4**

G . . . . 1-2377  
P . . . . 1-2390  
X . . . . 1-2248



**TOY41RTE**

D . . . . 1-3000  
G . . . . 1-2377  
P . . . . 1-2390  
X . . . . 1-2248

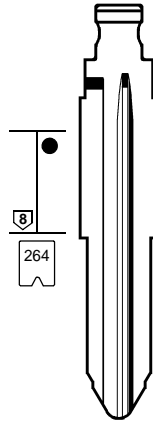


P443  
8  
264



**TOY41RMH**

D . . . . 1-3000  
D . . . . 3001-4000  
G . . . . 1-2377  
P . . . . 1-2390  
X . . . . 1-2248

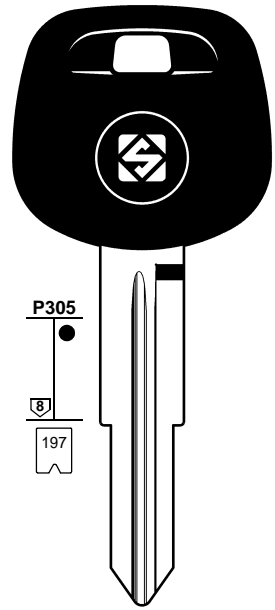


8  
264



**TOY41RFH**

G . . . . 1-2377  
P . . . . 1-2390  
X . . . . 1-2248



P305  
8  
197

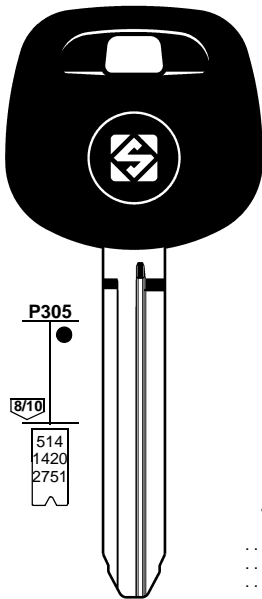


**TOY42AT5**

S . . . . 1-2878

FOR:  
PER:

# TOYOTA



P305  
8/10  
514  
1420  
2751



**TOY43AT4**

. . . . . 10001-15000  
. . . . . 50000-59999  
. . . . . 60000-69999



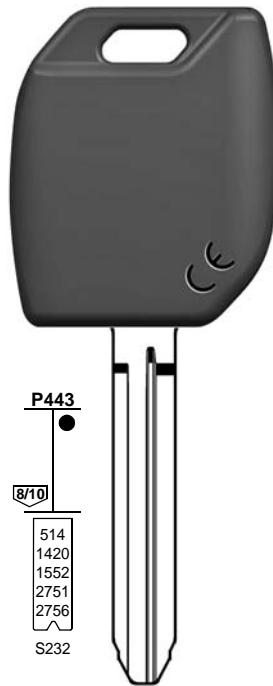
**TOY43ATE**

. . . . . 10001-15000  
. . . . . 50000-59999  
. . . . . 60000-69999



**TOY43AT31**

. . . . . 10001-15000  
. . . . . 50000-59999  
. . . . . 60000-69999

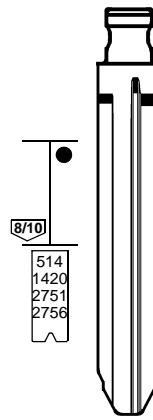


P443  
8/10  
514  
1420  
1552  
2751  
2756  
S232



**TOY43MH**

. . . . . 10001-15000  
. . . . . 50000-59999  
. . . . . 60000-69999  
. . . . . 25001-26200  
. . . . . 1-5000




















8/10  
514  
1420  
2751  
2756



**TOY43FH**

. . . . . 10001-15000  
. . . . . 50000-59999  
. . . . . 60000-69999  
. . . . . 25001-26200



1	2	2a	3	3a	3b	e1+e2		6	42+71	72	43+44a	12	15
						GTI COMPATIBLE		IGNITION   					
CAR MAKE MODEL	FROM	TO	SILCA REF.	SILCA REF.	SILCA REF.	COPY	GEN.	TRANSP. TYPE	FAST COPY PLUS RW4 PLUS FAST COPY/RW4	FAST COPY PLUS RW4 PLUS	FAST COPY RW4	STP	
													

For more info on the uses of car keys, refer to the Silca Electronic Keys Catalogue:



**TOYOTA**

MR2	1997	2007	TOY41RT4					TEXAS	4C				S11
MR2	1997	2007	TOY41RMH	TOY41RTE	TOY41RFH	Y	Y	TEXAS	4C	Y	P-BOX		
PASEO	1995	1999	TOY42AT5					PH	33	Y	Y		S11
PICNIC	1996	2003	TOY43AT4					TEXAS	4C				S11
PICNIC	1996	2003	TOY43MH	TOY43ATE	TOY43FH	Y	Y	TEXAS	4C	Y	P-BOX		
PICNIC	2003	2008	TOY43AT31					TEX / CR	67				I
PICNIC	2003	2008	TOY43MH	TOY43ATE	TOY43FH	Y	Y	TEX / CR	67	Y	P-BOX		
PREVIA	1996	1999	TOY42AT5					PH	33	Y	Y		S11
PREVIA	2000	2003	TOY43AT4					TEXAS	4C				E
PREVIA	2000	2003	TOY43MH	TOY43ATE	TOY43FH	Y	Y	TEXAS	4C	Y	P-BOX		
PREVIA	2003	2008	TOY43AT31					TEX / CR	67				I
PREVIA	2003	2008	TOY43MH	TOY43ATE	TOY43FH	Y	Y	TEX / CR	67	Y	P-BOX		
PRIUS	2000	2003	TOY43AT4					TEXAS	4C				E
PRIUS	2000	2003	TOY43MH	TOY43ATE	TOY43FH	Y	Y	TEXAS	4C	Y	P-BOX		
PRIUS	2004		SMARTKEY					TEX / CR	67				

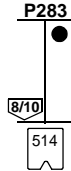
FOR:  
PER:

# TOYOTA



**TOY43P**

..... 10001-15000



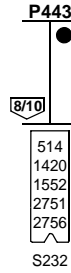
**TOY43T3**

..... 10001-15000



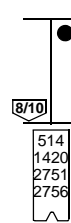
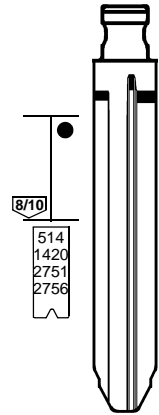
**TOY43TE**

.....  
10001-15000  
50000-59999  
60000-69999



**TOY43MH**

..... 10001-15000  
..... 50000-59999  
..... 60000-69999  
..... 25001-26200  
..... 1-5000

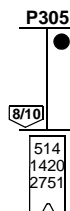


**TOY43FH**

..... 10001-15000  
..... 50000-59999  
..... 60000-69999  
..... 25001-26200

FOR:  
PER:

# TOYOTA



**TOY43ATE**

..... 10001-15000  
..... 50000-59999  
..... 60000-69999



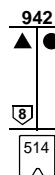
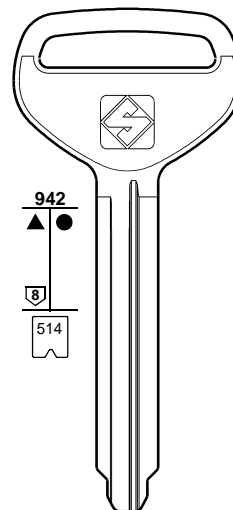
**TOY43AT4**

..... 10001-15000  
..... 50000-59999  
..... 60000-69999



**TOY43AT31**

..... 10001-15000  
..... 50000-59999  
..... 60000-69999



**TOY44**

..... 10001-15000



FOR:  
PER:

# TOYOTA

**TOY41RAT5**  
G ..... 1-2377  
P ..... 1-2390  
X ..... 1-2248

**TOY41RT4**  
G ..... 1-2377  
P ..... 1-2390  
X ..... 1-2248

**TOY41RMH**  
D ..... 1-3000  
D ..... 3001-4000  
G ..... 1-2377  
P ..... 1-2390  
X ..... 1-2248

**TOY41RFH**  
G ..... 1-2377  
P ..... 1-2390  
X ..... 1-2248

**TOY43AT31**  
..... 10001-15000  
..... 50000-59999  
..... 60000-69999

**TOY43ATE**  
..... 10001-15000  
..... 50000-59999  
..... 60000-69999

**TOY41RATE**  
D ..... 1-3000  
G ..... 1-2377  
P ..... 1-2390  
X ..... 1-2248

**TOY41RTE**  
D ..... 1-3000  
G ..... 1-2377  
P ..... 1-2390  
X ..... 1-2248

FOR:  
PER:

# TOYOTA

**TOY43MH**  
..... 10001-15000  
..... 50000-59999  
..... 60000-69999  
..... 25001-26200  
..... 1-5000

**TOY43FH**  
..... 10001-15000  
..... 50000-59999  
..... 60000-69999  
..... 25001-26200

**TOY47TE**  
T ..... 1-13284  
T ..... 1-13284

**TOY47T4**  
T ..... 1-13284  
T ..... 1-13284

**TOY47MH**  
..... 1-13284  
T ..... 1-13284

**TOY47FH**  
..... 1-13284  
T ..... 1-13284

1	2	2a	3	3a	3b	e1+e2	6	42+71	72	43+44a	12	15
---	---	----	---	----	----	-------	---	-------	----	--------	----	----

						<b>GTI COMPATIBLE</b>		<b>IGNITION</b> 					
<b>CAR MAKE MODEL</b>	<b>FROM</b>	<b>TO</b>	<b>SILCA REF.</b>	<b>SILCA REF.</b>	<b>SILCA REF.</b>	<b>COPY</b>	<b>GEN.</b>	<b>TRANSP. TYPE</b>	<b>FAST COPY PLUS RW4 PLUS FAST COPY/RW4</b>	<b>FAST COPY PLUS RW4 PLUS</b>	<b>FAST COPY RW4</b>	<b>STP</b>	

For more info on the uses of car keys, refer to the Silca Electronic Keys Catalogue:

**TOYOTA**

<b>STARLET</b>	1997	1999	<b>TOY41RAT5</b>	<b>TOY41RATE</b>	<b>TOY41RFH</b>			PH	33	Y	Y		S11
<b>TARAGO</b>	2003	2008	<b>TOY43AT31</b>					TEX / CR	67				I
<b>TARAGO</b>	2003	2008	<b>TOY43MH</b>	<b>TOY43ATE</b>	<b>TOY43FH</b>	Y	Y	TEX / CR	67	Y	P-BOX		
<b>T.U.V.</b>	2003		<b>TOY43AT31</b>					TEX / CR	67				I
<b>T.U.V.</b>	2003		<b>TOY43MH</b>	<b>TOY43ATE</b>	<b>TOY43FH</b>	Y	Y	TEX / CR	67	Y	P-BOX		
<b>VERSO</b>	2010							TEX / MA	6E				
<b>VERSO-S</b>	2011							TEX / MA	6E				
<b>VIOS</b>	2007		<b>TOY43AT31</b>					TEX / CR	67				I
<b>VIOS</b>	2007		<b>TOY43MH</b>	<b>TOY43ATE</b>	<b>TOY43FH</b>	Y	Y	TEX / CR	67	Y	P-BOX		
<b>WISH</b>	2004		<b>TOY43AT31</b>					TEX / CR	67				I
<b>WISH</b>	2004		<b>TOY43MH</b>	<b>TOY43ATE</b>	<b>TOY43FH</b>	Y	Y	TEX / CR	67	Y	P-BOX		
<b>YARIS</b>	1999	2005	<b>TOY47T4</b>					TEXAS	4C				S11
<b>YARIS</b>	1999	2005	<b>TOY41RT4</b>					TEXAS	4C				E
<b>YARIS</b>	1999	2005	<b>TOY41RMH</b>	<b>TOY41RTE</b>	<b>TOY41RFH</b>	Y	Y	TEXAS	4C	Y	P-BOX		
<b>YARIS</b>	1999	2005	<b>TOY47MH</b>	<b>TOY47TE</b>	<b>TOY47FH</b>	Y	Y	TEXAS	4C	Y	P-BOX		
<b>YARIS</b>	2005	2011						TEX / CR	70				S11
<b>YARIS</b>	2005	2011	<b>TOY47MH</b>	<b>TOY47TE</b>	<b>TOY47FH</b>	Y	Y	TEX / CR	70	Y	P-BOX		
<b>YARIS</b>	2011							TEX / MA	6E				

FOR:  
PER:

# TOYOTA JAPAN



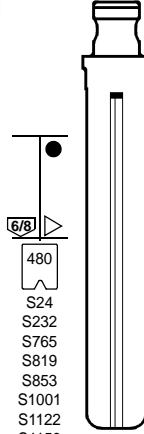
P322  
S232  
S24



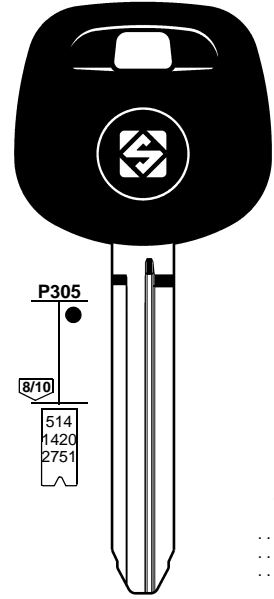
P450  
S232  
S24



P443  
480  
S24  
S232  
S765  
S819  
S853  
S1001  
S1122  
S1150  
S1356



480  
S24  
S232  
S765  
S819  
S853  
S1001  
S1122  
S1150  
S1356



P305  
514  
1420  
2751



**TOY43ATE**  
..... 10001-15000  
..... 50000-59999  
..... 60000-69999



**TOY40BT4**  
..... 1-5000



**TOY40BTE**  
..... 1-5000



**TOY40MH**  
..... 1-5000  
L ..... 0001-1000  
G ..... 0001-2500  
J ..... 0001-2500  
K ..... 0001-2500  
P ..... 0001-2500  
..... 30001-31200



**TOY40FH**  
..... 1-5000  
L ..... 0001-1000  
J ..... 0001-2500



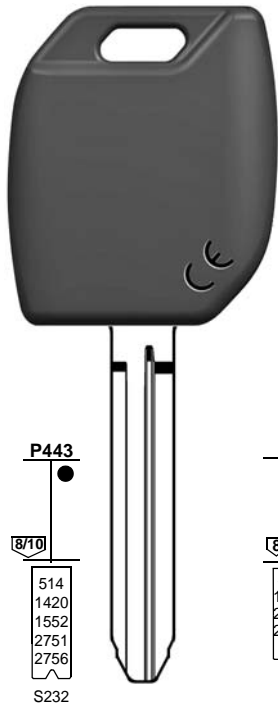
**TOY43AT4**  
..... 10001-15000  
..... 50000-59999  
..... 60000-69999



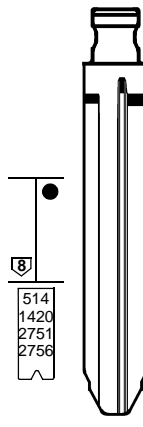
**TOY43AT31**  
..... 10001-15000  
..... 50000-59999  
..... 60000-69999

FOR:  
PER:

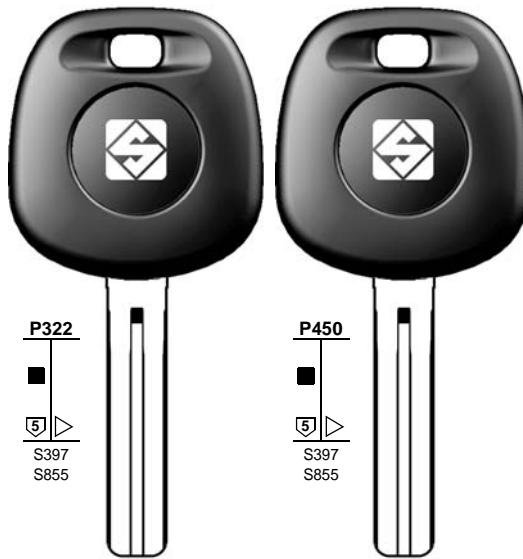
# TOYOTA JAPAN



P443  
514  
1420  
1552  
2751  
2756  
S232



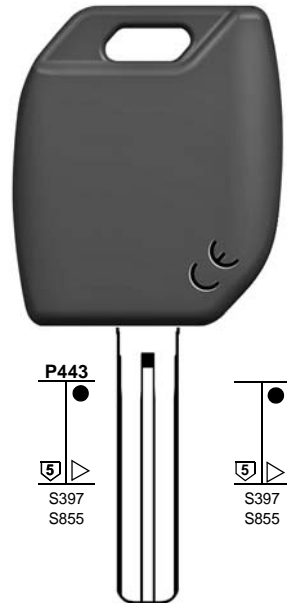
514  
1420  
2751  
2756



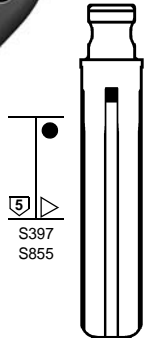
P322  
S397  
S855



P450  
S397  
S855



P443  
S397  
S855



S397  
S855



**TOY43MH**  
..... 10001-15000  
..... 50000-59999  
..... 60000-69999  
..... 25001-26200  
..... 1-5000



**TOY43FH**  
..... 10001-15000  
..... 50000-59999  
..... 60000-69999  
..... 25001-26200



**TOY48BT4**  
..... 40000-49999



**TOY48BTE**  
..... 40000-49999



**TOY48MH**  
..... 40000-49999



**TOY48FH**  
..... 40000-49999

1	2	2a	3	3a	3b	e1+e2		6	42+71	72	43+44a	12	15	
						GTI COMPATIBLE		IGNITION						
CAR MAKE MODEL	FROM	TO	SILCA REF.	SILCA REF.	SILCA REF.	COPY	GEN.	TRANSP. TYPE	FAST COPY PLUS RW4 PLUS FAST COPY/RW4	FAST COPY PLUS RW4 PLUS	FAST COPY RW4	STP		

For more info on the uses of car keys, refer to the Silca Electronic Keys Catalogue:



**TOYOTA JAPAN**

ALPHARD	2003		TOY43AT31					TEX / CR	67				
ALPHARD	2003		TOY43MH	TOY43ATE	TOY43FH	Y	Y	TEX / CR	67	Y	P-BOX		
ARISTO	1998	2005	TOY48BT4					TEXAS	4C				S11
ARISTO	1998	2005	TOY48MH	TOY48BTE	TOY48FH	Y	Y	TEXAS	4C	Y	P-BOX		
bB	2000	2005	TOY43AT31					TEX / CR	67				
bB	2000	2005	TOY43MH	TOY43ATE	TOY43FH	Y	Y	TEX / CR	67	Y	P-BOX		
BREVIS	2001	2007	TOY48BT4					TEXAS	4C				S11
BREVIS	2001	2007	TOY48MH	TOY48BTE	TOY48FH	Y	Y	TEXAS	4C	Y	P-BOX		
CALDINA	2002	2004	TOY43AT4					TEXAS	4C				S11
CALDINA	2002	2004	TOY43MH	TOY43ATE	TOY43FH	Y	Y	TEXAS	4C	Y	P-BOX		
CELSIOR	1998	2004	TOY48BT4					TEXAS	4C				S11
CELSIOR	1998	2004	TOY40BT4					TEXAS	4C				S11
CELSIOR	1998	2004	TOY40MH	TOY40BTE	TOY40FH	Y	Y	TEXAS	4C	Y	P-BOX		
CELSIOR	1998	2004	TOY48MH	TOY48BTE	TOY48FH	Y	Y	TEXAS	4C	Y	P-BOX		
COROLLA FIELDER	2004		TOY43AT31					TEX / CR	67				
COROLLA FIELDER	2004		TOY43MH	TOY43ATE	TOY43FH	Y	Y	TEX / CR	67	Y	P-BOX		
COROLLA RUNX	2004		TOY43AT31					TEX / CR	67				
COROLLA RUNX	2004		TOY43MH	TOY43ATE	TOY43FH	Y	Y	TEX / CR	67	Y	P-BOX		
COROLLA SPACIO	2003		TOY43MH	TOY43ATE	TOY43FH	Y	Y	TEX / CR	67	Y	P-BOX		
COROLLA SPACIO	2003		TOY43AT31					TEX / CR	67				
CROWN	1999	2005	TOY48BT4					TEXAS	4C				S11
CROWN	1999	2005	TOY48MH	TOY48BTE	TOY48FH	Y	Y	TEXAS	4C	Y	P-BOX		
DYNA	2008		TOY43AT31					TEX / CR	67				I
DYNA	2008		TOY43MH	TOY43ATE	TOY43FH	Y	Y	TEX / CR	67	Y	P-BOX		

FOR:  
PER:

# TOYOTA JAPAN

**TOY41RAT4**  
G ..... 1-2377  
P ..... 1-2390  
X ..... 1-2248

**TOY41RMH**  
D ..... 1-3000  
D ..... 3001-4000  
G ..... 1-2377  
P ..... 1-2390  
X ..... 1-2248

**TOY41RFH**  
G ..... 1-2377  
P ..... 1-2390  
X ..... 1-2248

**TOY42AT5**  
S ..... 1-2878

**TOY43AT4**  
..... 10001-15000  
..... 50000-59999  
..... 60000-69999

**TOY43AT31**  
..... 10001-15000  
..... 50000-59999  
..... 60000-69999

**TOY41RATE**  
D ..... 1-3000  
G ..... 1-2377  
P ..... 1-2390  
X ..... 1-2248

**TOY43ATE**  
..... 10001-15000  
..... 50000-59999  
..... 60000-69999

FOR:  
PER:

# TOYOTA JAPAN

**TOY43MH**  
..... 10001-15000  
..... 50000-59999  
..... 60000-69999  
..... 25001-26200  
..... 1-5000

**TOY43FH**  
..... 10001-15000  
..... 50000-59999  
..... 60000-69999  
..... 25001-26200

**TOY48BT4**  
..... 40000-49999

**TOY48BT5**  
..... 40000-49999

**TOY48MH**  
..... 40000-49999

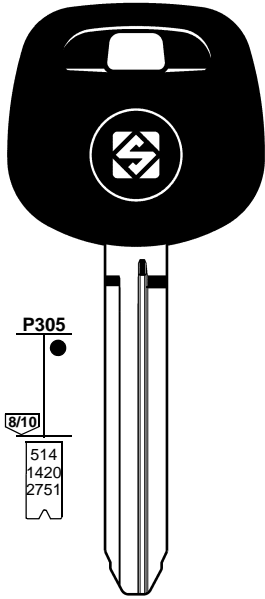
**TOY48FH**  
..... 40000-49999



1	2	2a	3	3a	3b	e1+e2		6	42+71	72	43+44a	12	15
						GTI COMPATIBLE		IGNITION					
CAR MAKE MODEL	FROM	TO	SILCA REF.	SILCA REF.	SILCA REF.	COPY	GEN.	TRANSP. TYPE	FAST COPY PLUS RW4 PLUS FAST COPY/RW4	FAST COPY PLUS RW4 PLUS	FAST COPY RW4	STP	
For more info on the uses of car keys, refer to the Silca Electronic Keys Catalogue:													
<b>TOYOTA JAPAN</b>													
ESTIMA	1997	2001	TOY42AT5					PH	33	Y	Y		S11
ESTIMA	2001	2003	TOY43AT4					TEXAS	4C				S11
ESTIMA	2001	2003	TOY43MH	TOY43ATE	TOY43FH	Y	Y	TEXAS	4C	Y	P-BOX		
ESTIMA	2003		TOY43AT31					TEX / CR	67				
ESTIMA	2003		TOY43MH	TOY43ATE	TOY43FH	Y	Y	TEX / CR	67	Y	P-BOX		
FUN CARGO	2003	2005	TOY43AT31					TEX / CR	67				I
FUN CARGO	2003	2005	TOY43MH	TOY43ATE	TOY43FH	Y	Y	TEX / CR	67	Y	P-BOX		
GAIA	1999	2004	TOY43AT4					TEXAS	4C				E
GAIA	1999	2004	TOY43MH	TOY43ATE	TOY43FH	Y	Y	TEXAS	4C	Y	P-BOX		
IPSUM	1996	2003	TOY43AT4					TEXAS	4C				S11
IPSUM	1996	2003	TOY43MH	TOY43ATE	TOY43FH	Y	Y	TEXAS	4C	Y	P-BOX		
IPSUM	2003		TOY43AT31					TEX / CR	67				I
IPSUM	2003		TOY43MH	TOY43ATE	TOY43FH	Y	Y	TEX / CR	67	Y	P-BOX		
ISIS	2003		TOY43AT31					TEX / CR	67				I
ISIS	2003		TOY43MH	TOY43ATE	TOY43FH	Y	Y	TEX / CR	67	Y	P-BOX		
IST	2003		TOY43AT31					TEX / CR	67				I
IST	2003		TOY43MH	TOY43ATE	TOY43FH	Y	Y	TEX / CR	67	Y	P-BOX		
KLUGER	2001	2003	TOY43AT4					TEXAS	4C				E
KLUGER	2001	2003	TOY43MH	TOY43ATE	TOY43FH	Y	Y	TEXAS	4C	Y	P-BOX		
KLUGER	2003		TOY43AT31					TEX / CR	67				
KLUGER	2003		TOY43MH	TOY43ATE	TOY43FH	Y	Y	TEX / CR	67	Y	P-BOX		
LAND CRUISER PRADO	2000	2002	TOY48BT4					TEXAS	4C				S11
LAND CRUISER PRADO	2000	2002	TOY43AT4					TEXAS	4C				S11
LAND CRUISER PRADO	2000	2002	TOY48MH	TOY48BTE	TOY48FH	Y	Y	TEXAS	4C	Y	P-BOX		
LAND CRUISER PRADO	2000	2002	TOY43MH	TOY43ATE	TOY43FH	Y	Y	TEXAS	4C	Y	P-BOX		
LAND CRUISER PRADO	2002	2005	TOY43AT31					TEX / CR	67				I
LAND CRUISER PRADO	2002	2005	TOY43MH	TOY43ATE	TOY43FH	Y	Y	TEX / CR	67	Y	P-BOX		
MARK X	2004		TOY43AT31					TEX / CR	67				
MARK X	2004		TOY43MH	TOY43ATE	TOY43FH	Y	Y	TEX / CR	67	Y	P-BOX		
MARK 2	2000	2006	TOY43AT4					TEXAS	4C				S11
MARK 2	2000	2006	TOY43MH	TOY43ATE	TOY43FH	Y	Y	TEXAS	4C	Y	P-BOX		
NOAH	2004		TOY43AT31					TEX / CR	67				
NOAH	2004		TOY43MH	TOY43ATE	TOY43FH	Y	Y	TEX / CR	67	Y	P-BOX		
OPEN DECK	2000	2005	TOY43AT31					TEX / CR	67				I
OPEN DECK	2000	2005	TOY43MH	TOY43ATE	TOY43FH	Y	Y	TEX / CR	67	Y	P-BOX		
ORIGIN	2000		TOY48BT4					TEXAS	4C				S11
ORIGIN	2000		TOY48MH	TOY48BTE	TOY48FH	Y	Y	TEXAS	4C	Y	P-BOX		
PLATZ	1999	2002	TOY41RAT4					TEXAS	4C				S11
PLATZ	1999	2002	TOY41RAT4					TEXAS	4C				E
PLATZ	1999	2002	TOY41RMH	TOY41RATE	TOY41RFH	Y	Y	TEXAS	4C	Y	P-BOX		
PLATZ	2003	2005	TOY43AT31					TEX / CR	67				
PLATZ	2003	2005	TOY43MH	TOY43ATE	TOY43FH	Y	Y	TEX / CR	67	Y	P-BOX		
PROGRÈS NC300	1998	2006	TOY48BT4					TEXAS	4C				S11
PROGRÈS NC300	1998	2006	TOY48MH	TOY48BTE	TOY48FH	Y	Y	TEXAS	4C	Y	P-BOX		
PRONARD	2000	2002	TOY43AT4					TEXAS	4C				S11
PRONARD	2000	2002	TOY43MH	TOY43ATE	TOY43FH	Y	Y	TEXAS	4C	Y	P-BOX		

FOR:  
PER:

# TOYOTA JAPAN



**TOY43AT4**

..... 10001-15000  
 ..... 50000-59999  
 ..... 60000-69999



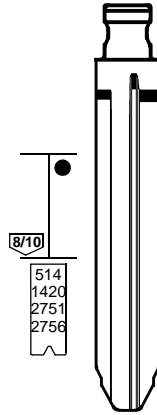
**TOY43ATE**

..... 10001-15000  
 ..... 50000-59999  
 ..... 60000-69999



**TOY43MH**

..... 10001-15000  
 ..... 50000-59999  
 ..... 60000-69999  
 ..... 25001-26200  
 ..... 1-5000



**TOY43FH**

..... 10001-15000  
 ..... 50000-59999  
 ..... 60000-69999  
 ..... 25001-26200

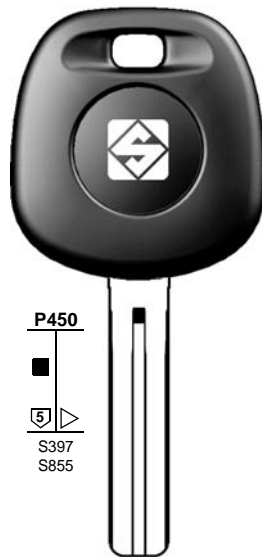
FOR:  
PER:

# TOYOTA JAPAN



**TOY48BT4**

..... 40000-49999



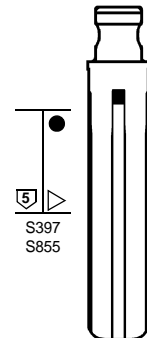
**TOY48BTE**

..... 40000-49999



**TOY48MH**

..... 40000-49999



**TOY48FH**

..... 40000-49999

1	2	2a	3	3a	3b	e1+e2		6	42+71	72	43+44a	12	15
						<b>GTI COMPATIBLE</b>		<b>IGNITION</b> 					
<b>CAR MAKE MODEL</b>	FROM	TO	SILCA REF.	SILCA REF.	SILCA REF.	COPY	GEN.	TRANSP. TYPE	FAST COPY PLUS RW4 PLUS FAST COPY/RW4	FAST COPY PLUS RW4 PLUS	FAST COPY RW4	STP	

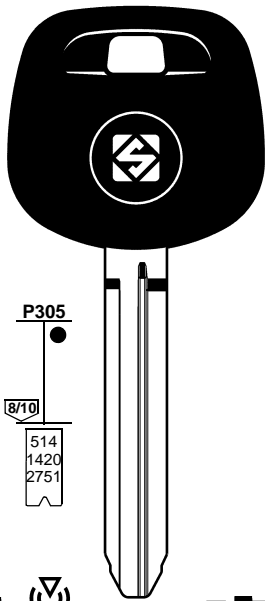
For more info on the uses of car keys, refer to the Silca Electronic Keys Catalogue:

**TOYOTA JAPAN**

RAUM	2003		TOY43AT31					TEX / CR	67				
RAUM	2003		TOY43MH	TOY43ATE	TOY43FH	Y	Y	TEX / CR	67	Y	P-BOX		
RAV 4	2003		TOY43AT31					TEX / CR	67				I
RAV 4	2003		TOY43MH	TOY43ATE	TOY43FH	Y	Y	TEX / CR	67	Y	P-BOX		
REGIUSACE	2007		TOY43AT31					TEX / CR	67				I
REGIUSACE	2007		TOY43MH	TOY43ATE	TOY43FH	Y	Y	TEX / CR	67	Y	P-BOX		
SIENTA	2003		TOY43AT31					TEX / CR	67				
SIENTA	2003		TOY43MH	TOY43ATE	TOY43FH	Y	Y	TEX / CR	67	Y	P-BOX		
TOYOACE	2008		TOY43AT31					TEX / CR	67				I
TOYOACE	2008		TOY43MH	TOY43ATE	TOY43FH	Y	Y	TEX / CR	67	Y	P-BOX		
VANGUARD	2005		TOY43AT31					TEX / CR	67				I
VANGUARD	2005		TOY43MH	TOY43ATE	TOY43FH	Y	Y	TEX / CR	67	Y	P-BOX		
VEROSSA	2001	2004	TOY43AT4					TEXAS	4C				S11
VEROSSA	2001	2004	TOY43MH	TOY43ATE	TOY43FH	Y	Y	TEXAS	4C	Y	P-BOX		
VITZ	2003		TOY43AT31					TEX / CR	67				I
VITZ	2003		TOY43MH	TOY43ATE	TOY43FH	Y	Y	TEX / CR	67	Y	P-BOX		
VOXY	2004		TOY43AT31					TEX / CR	67				I
VOXY	2004		TOY43MH	TOY43ATE	TOY43FH	Y	Y	TEX / CR	67	Y	P-BOX		
WINDOM	2001	2004	TOY48BT4					TEXAS	4C				S11
WINDOM	2001	2004	TOY48MH	TOY48BTE	TOY48FH	Y	Y	TEXAS	4C	Y	P-BOX		
WISH	2003		TOY43AT31					TEX / CR	67				
WISH	2003		TOY43MH	TOY43ATE	TOY43FH	Y	Y	TEX / CR	67	Y	P-BOX		

FOR:  
PER:

# TOYOTA USA



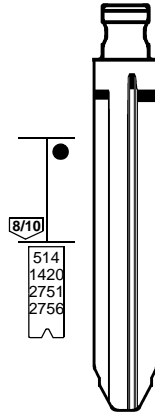
**TOY43AT4**  
 ..... 10001-15000  
 ..... 50000-59999  
 ..... 60000-69999

**TOY43ATE**  
 ..... 10001-15000  
 ..... 50000-59999  
 ..... 60000-69999



**TOY43AT31**  
 ..... 10001-15000  
 ..... 50000-59999  
 ..... 60000-69999

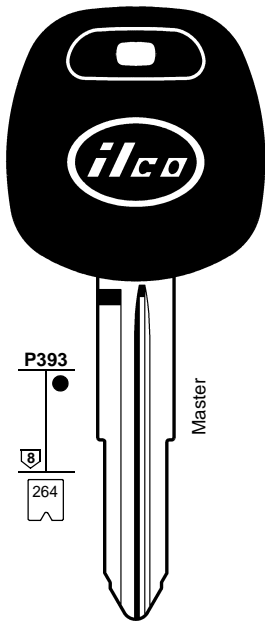
**TOY43MH**  
 ..... 10001-15000  
 ..... 50000-59999  
 ..... 60000-69999  
 ..... 25001-26200  
 ..... 1-5000



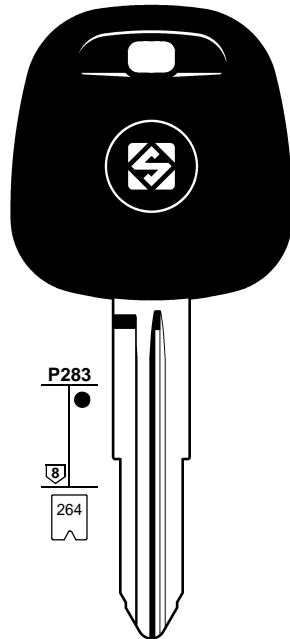
**TOY43FH**  
 ..... 10001-15000  
 ..... 50000-59999  
 ..... 60000-69999  
 ..... 25001-26200

FOR:  
PER:

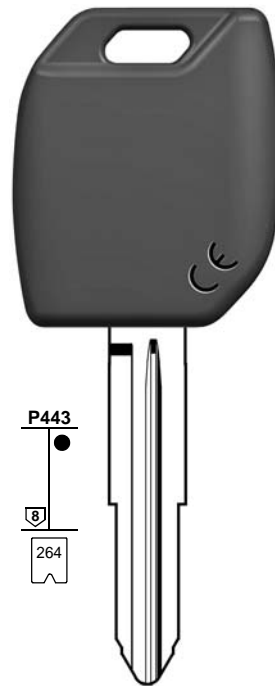
# TOYOTA USA



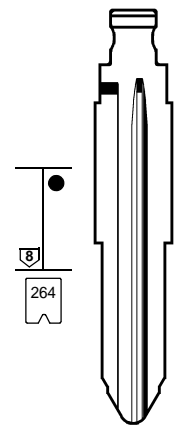
**TOY57-PT**  
 G .... 1-2377  
 P .... 1-2390  
 X .... 1-2248



**TOY41RTE**  
 D .... 1-3000  
 G .... 1-2377  
 P .... 1-2390  
 X .... 1-2248



**TOY41RMH**  
 D .... 1-3000  
 D .... 3001-4000  
 G .... 1-2377  
 P .... 1-2390  
 X .... 1-2248

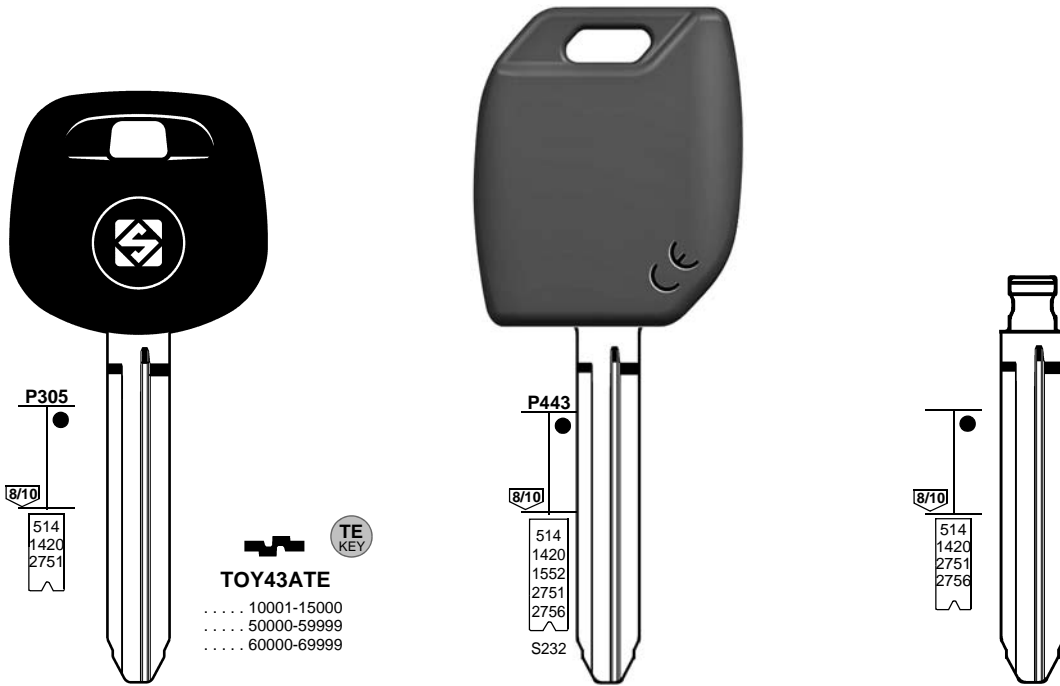


**TOY41RFH**  
 G .... 1-2377  
 P .... 1-2390  
 X .... 1-2248

1	2	2a	3	3a	3b	e1+e2		6	42+71	72	43+44a	12	15
						GTI COMPATIBLE		IGNITION					
CAR MAKE MODEL	FROM	TO	SILCA REF.	SILCA REF.	SILCA REF.	COPY	GEN.	TRANSP. TYPE	FAST COPY PLUS RW4 PLUS FAST COPY/RW4	FAST COPY PLUS RW4 PLUS	FAST COPY RW4	STP	
For more info on the uses of car keys, refer to the Silca Electronic Keys Catalogue:													
<b>TOYOTA USA</b>													
4RUNNER	1999	2002	TOY43AT4					TEXAS	4C				E
4RUNNER	1999	2002	TOY43MH	TOY43ATE	TOY43FH	Y	Y	TEXAS	4C	Y	P-BOX		
4RUNNER	2003	2010	TOY43AT31					TEX / CR	67				I
4RUNNER	2003	2010	TOY43MH	TOY43ATE	TOY43FH	Y	Y	TEX / CR	67	Y	P-BOX		
4RUNNER	2010		SMARTKEY					TEX / CR	67				
4RUNNER	2011							TEX / MA	6E				
AVALON	1998	2004	TOY43AT4					TEXAS	4C				E
AVALON	1998	2004	TOY43MH	TOY43ATE	TOY43FH	Y	Y	TEXAS	4C	Y	P-BOX		
AVALON	2005	2011	TOY43AT31					TEX / CR	67				I
AVALON	2005	2011	TOY43MH	TOY43ATE	TOY43FH	Y	Y	TEX / CR	67	Y	P-BOX		
AVALON	2005		SMARTKEY					TEX / CR	67				
AVALON	2012							TEX / MA	6E				
AVANZA	2004		TOY43AT31					TEX / CR	67				I
AVANZA	2004		TOY43MH	TOY43ATE	TOY43FH	Y	Y	TEX / CR	67	Y	P-BOX		
CAMRY	1998	2004	TOY43AT4					TEXAS	4C				E
CAMRY	1998	2004	TOY43MH	TOY43ATE	TOY43FH	Y	Y	TEXAS	4C	Y	P-BOX		
CAMRY	2003	2010	TOY43AT31					TEX / CR	67				I
CAMRY	2003	2010	TOY43MH	TOY43ATE	TOY43FH	Y	Y	TEX / CR	67	Y	P-BOX		
CAMRY	2006		SMARTKEY					TEX / CR	67				
CAMRY	2011							TEX / MA	6E				
COROLLA	2005	2010	TOY43AT31					TEX / CR	67				I
COROLLA	2005	2010	TOY43MH	TOY43ATE	TOY43FH	Y	Y	TEX / CR	67	Y	P-BOX		
COROLLA	2010							TEX / MA	6E				
FJ CRUISER	2007	2010	TOY43AT31					TEX / CR	67				I
FJ CRUISER	2007	2010	TOY43MH	TOY43ATE	TOY43FH	Y	Y	TEX / CR	67	Y	P-BOX		
FJ CRUISER	2011							TEX / MA	6E				
HIACE	2006		TOY43AT31					TEX / CR	67				I
HIACE	2006		TOY43MH	TOY43ATE	TOY43FH	Y	Y	TEX / CR	67	Y	P-BOX		
HIGHLANDER	2001	2003	TOY43AT4					TEXAS	4C				E
HIGHLANDER	2001	2003	TOY43MH	TOY43ATE	TOY43FH	Y	Y	TEXAS	4C	Y	P-BOX		
HIGHLANDER	2004	2010	TOY43AT31					TEX / CR	67				I
HIGHLANDER	2004	2010	TOY43MH	TOY43ATE	TOY43FH	Y	Y	TEX / CR	67	Y	P-BOX		
HIGHLANDER	2006		SMARTKEY					TEX / CR	67				
HIGHLANDER	2011							TEX / MA	6E				
HILUX	2004	2009	TOY43AT31					TEX / CR	67				I
LAND CRUISER	1998	2002	TOY43AT4					TEXAS	4C				E
LAND CRUISER	1998	2002	TOY43MH	TOY43ATE	TOY43FH	Y	Y	TEXAS	4C	Y	P-BOX		
LAND CRUISER	2003	2008	TOY43AT31					TEX / CR	67				I
LAND CRUISER	2003	2008	TOY43MH	TOY43ATE	TOY43FH	Y	Y	TEX / CR	67	Y	P-BOX		
LAND CRUISER	2009		SMARTKEY					TEX / CR	67				
MATRIX	2005	2010	TOY43AT31					TEX / CR	67				I
MATRIX	2005	2010	TOY43MH	TOY43ATE	TOY43FH	Y	Y	TEX / CR	67	Y	P-BOX		
MATRIX	2011							TEX / MA	6E				
MR2	2001	2005	TOY57-PT					TEXAS	4C				E
MR2	2001	2005	TOY41RMH	TOY41RTE	TOY41RFH	Y	Y	TEXAS	4C	Y	P-BOX		
PRIUS	2001	2003	TOY43AT4					TEXAS	4C				E

FOR:  
PER:

# TOYOTA USA



**TE KEY**  
**TOY43ATE**  
 ..... 10001-15000  
 ..... 50000-59999  
 ..... 60000-69999

**TOY43AT4**  
 ..... 10001-15000  
 ..... 50000-59999  
 ..... 60000-69999

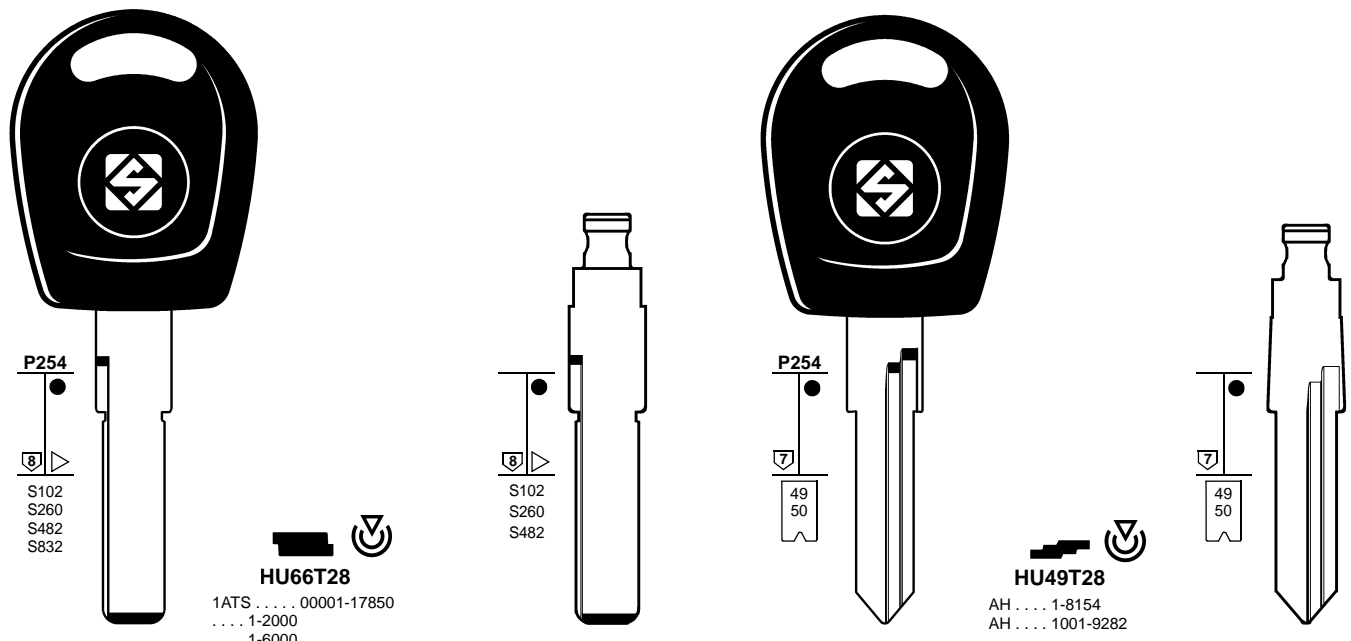
**TOY43AT31**  
 ..... 10001-15000  
 ..... 50000-59999  
 ..... 60000-69999

**MH KEY**  
**TOY43MH**  
 ..... 10001-15000  
 ..... 50000-59999  
 ..... 60000-69999  
 ..... 25001-26200  
 ..... 1-5000

**FH FLIP**  
**TOY43FH**  
 ..... 10001-15000  
 ..... 50000-59999  
 ..... 60000-69999  
 ..... 25001-26200

FOR:  
PER:

# VOLKSWAGEN



**HU66T28**  
 1ATS ..... 00001-17850  
 ..... 1-2000  
 ..... 1-6000

**HU49T28**  
 AH ..... 1-8154  
 AH ..... 1001-9282

**HU66T6**  
 1ATS ..... 00001-17850  
 ..... 1-2000  
 ..... 1-6000

















**HU66T24**  
 1ATS ..... 00001-17850  
 ..... 1-2000  
 ..... 1-6000

**FH FLIP**  
**HU66FH**  
 ..... 1-2000  
 ..... 0001-6000

**HU49T5**  
 AH ..... 1-8154  
 AH ..... 1001-9282

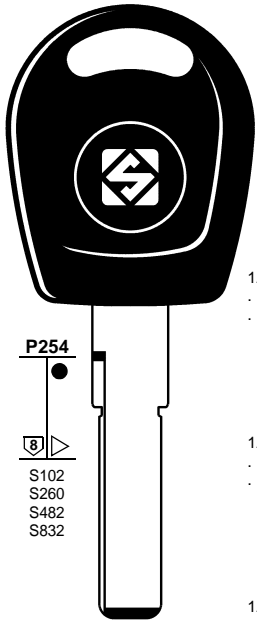
**HU49T10**  
 AH ..... 1-8154  
 AH ..... 1001-9282

**FH FLIP**  
**HU49FH**  
 AH ..... 1-8154  
 AH ..... 1001-9282

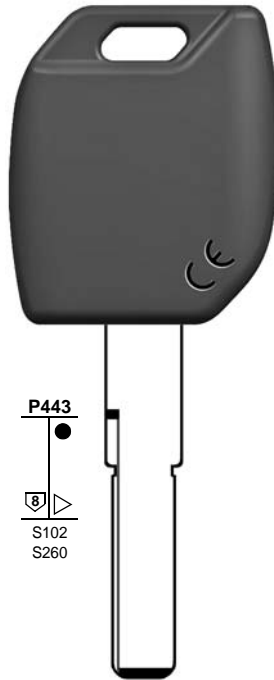
1	2	2a	3	3a	3b	e1+e2		6	42+71	72	43+44a	12	15
						GTI COMPATIBLE		IGNITION 					
CAR MAKE MODEL	FROM	TO	SILCA REF.	SILCA REF.	SILCA REF.	COPY	GEN.	TRANSP. TYPE	FAST COPY PLUS RW4 PLUS FAST COPY/RW4	FAST COPY PLUS RW4 PLUS	FAST COPY RW4	STP	
													
For more info on the uses of car keys, refer to the Silca Electronic Keys Catalogue: 													
<b>TOYOTA USA</b>													
PRIUS	2001	2003	TOY43MH	TOY43ATE	TOY43FH	Y	Y	TEXAS	4C	Y	P-BOX		
PRIUS	2004	2008	TOY43AT31					TEX / CR	67				I
PRIUS	2004	2008	TOY43MH	TOY43ATE	TOY43FH	Y	Y	TEX / CR	67	Y	P-BOX		
PRIUS	2009		SMARTKEY					TEX / CR	67				
PRIUS C	2012							TEX / MA	6E				
RAV 4	2006	2010	TOY43AT31					TEX / CR	67				I
RAV 4	2006	2010	TOY43MH	TOY43ATE	TOY43FH	Y	Y	TEX / CR	67	Y	P-BOX		
RAV 4	2011							TEX / MA	6E				
SEQUOIA	2001	2002	TOY43AT4					TEXAS	4C				I
SEQUOIA	2001	2002	TOY43MH	TOY43ATE	TOY43FH	Y	Y	TEXAS	4C	Y	P-BOX		
SEQUOIA	2003	2010	TOY43AT31					TEX / CR	67				I
SEQUOIA	2003	2010	TOY43MH	TOY43ATE	TOY43FH	Y	Y	TEX / CR	67	Y	P-BOX		
SEQUOIA	2011							TEX / MA	6E				
SIENNA	1999	2003	TOY43AT4					TEXAS	4C				E
SIENNA	1999	2003	TOY43MH	TOY43ATE	TOY43FH	Y	Y	TEXAS	4C	Y	P-BOX		
SIENNA	2004	2010	TOY43AT31					TEX / CR	67				I
SIENNA	2004	2010	TOY43MH	TOY43ATE	TOY43FH	Y	Y	TEX / CR	67	Y	P-BOX		
SIENNA	2011							TEX / MA	6E				
SIENNA	2011		SMARTKEY					TEX / CR	67				
SOLARA	2002	2003	TOY43AT4					TEXAS	4C				E
SOLARA	2002	2003	TOY43MH	TOY43ATE	TOY43FH	Y	Y	TEXAS	4C	Y	P-BOX		
SOLARA	2004	2010	TOY43AT31					TEX / CR	67				I
SOLARA	2004	2010	TOY43MH	TOY43ATE	TOY43FH	Y	Y	TEX / CR	67	Y	P-BOX		
TACOMA	2005	2010	TOY43AT31					TEX / CR	67				I
TACOMA	2005	2010	TOY43MH	TOY43ATE	TOY43FH	Y	Y	TEX / CR	67	Y	P-BOX		
TACOMA	2011							TEX / MA	6E				
TUNDRA	2005	2010	TOY43AT31					TEX / CR	67				I
TUNDRA	2005	2010	TOY43MH	TOY43ATE	TOY43FH	Y	Y	TEX / CR	67	Y	P-BOX		
TUNDRA	2011							TEX / MA	6E				
VENZA	2009	2010	TOY43AT31					TEX / CR	67				
VENZA	2009	2010	TOY43MH	TOY43ATE	TOY43FH	Y	Y	TEX / CR	67	Y	P-BOX		
VENZA	2009	2011	SMARTKEY					TEX / CR	67				
VENZA	2011		SMARTKEY					TEX / MA	6E				
VENZA	2011							TEX / MA	6E				
YARIS	2007	2011	TOY43AT31					TEX / CR	67				I
YARIS	2007	2011	TOY43MH	TOY43ATE	TOY43FH	Y	Y	TEX / CR	67	Y	P-BOX		
YARIS	2012							TEX / MA	6E				
<b>VOLKSWAGEN</b>													
BEETLE	1998	2004	HU66T6		HU66FH			MEG / CR	48				
BEETLE	2005	2008	HU66T24		HU66FH			MEG / CR	A1				
BEETLE	2008							MEG / CR	A1				
BORA	1998	2005	HU66T6		HU66FH			MEG / CR	48				
CABRIO	2000	2005	HU66T28		HU66FH			PH / CR	4W	RD	RD		
CADDY	1995	1998	HU49T5		HU49FH			PH	33	Y	Y	S-V	
CADDY	1998	2000	HU49T10		HU49FH			PH / CR	42	Y	Y		
CADDY	2000	2003	HU49T28		HU49FH			PH / CR	4W	RD	RD		

FOR:  
PER:

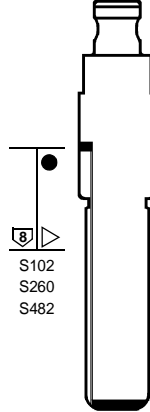
# VOLKSWAGEN



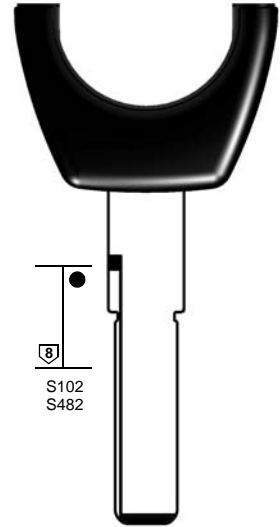
**HU66T28**  
1ATS ..... 00001-17850  
..... 1-2000  
..... 1-6000



**HU66T24**  
1ATS ..... 00001-17850  
..... 1-2000  
..... 1-6000



**HU66T10**  
1ATS ..... 00001-17850  
..... 1-2000  
..... 1-6000



**HU66T5**  
1ATS ..... 00001-17850  
..... 1-2000  
..... 1-6000

**HU66T6**  
1ATS ..... 00001-17850  
..... 1-2000  
..... 1-6000

**HU66MH**  
..... 1-2000  
..... 0001-6000

**HU66FH**  
..... 1-2000  
..... 0001-6000

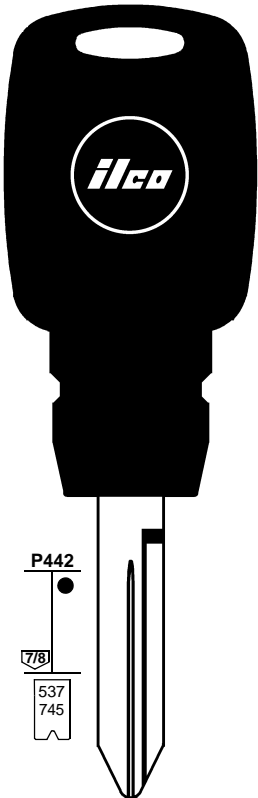
**HU66CT5**  
..... 1-2000  
1ATS00001-17850

**HU66CT6**  
..... 1-2000

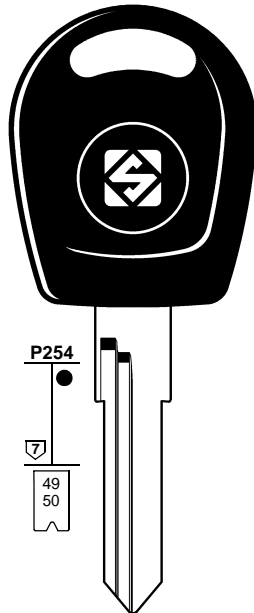
WITTE

FOR:  
PER:

# VOLKSWAGEN

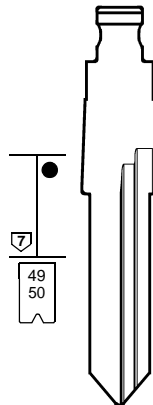


**EK3P-Y170**  
L ..... 1-3580  
M ..... 1-2618



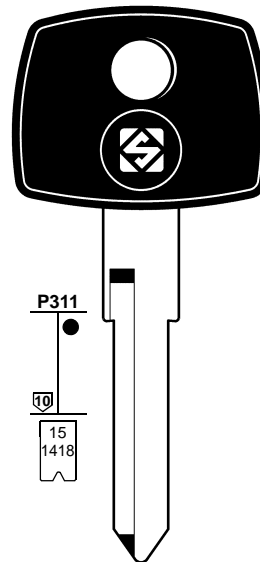
P254  
49  
50

**HU49T6**  
AH ..... 1001-9282



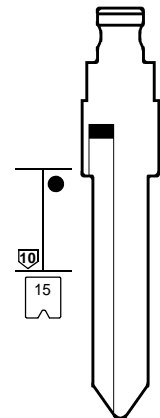
49  
50

**HU49FH**  
AH ..... 1-8154  
AH ..... 1001-9282



P311  
15  
1418

**YM15T5**  
.. NF ... 1-99 .. 1-99  
HM ... 1-1200  
HM ... 2501-3500  
HM ... 4001-7350  
HM ... 6001-7109  
NF ... 1-1200  
NM ... 2501-3500



15

**YM15FH**  
NM ... 2501-3500  
.. NF ... 1-99 .. 1-99  
HM ... 1-1200  
HM ... 2501-3500  
HM ... 4001-7350  
HF ... 1-1200

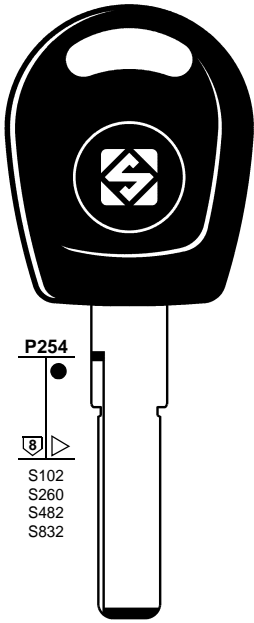
VALEO - YMOS



1	2	2a	3	3a	3b	e1+e2	6	42+71	72	43+44a	12	15	
						GTI COMPATIBLE	IGNITION 						
CAR MAKE MODEL	FROM	TO	SILCA REF.	SILCA REF.	SILCA REF.	COPY	GEN.	TRANSP. TYPE	FAST COPY PLUS RW4 PLUS FAST COPY/RW4	FAST COPY PLUS RW4 PLUS	FAST COPY RW4	STP	
For more info on the uses of car keys, refer to the Silca Electronic Keys Catalogue:													
<b>VOLKSWAGEN</b>													
CADDY	2004	2007	HU66T24		HU66FH			MEG / CR	A1				
CADDY	2008							MEG / CR	A1				
CRAFTER	2006							MEG / CR	A1				
CROSS GOLF	2006	2007	HU66T24		HU66FH			MEG / CR	A1				
CROSS GOLF	2008							MEG / CR	A1				
EOS	2006	2007	HU66T24		HU66FH			MEG / CR	A1				
EOS	2008							MEG / CR	A1				
EURO VAN	2000	2004	HU66T6		HU66FH			MEG / CR	48				
FOX	2005	2008	HU66T6		HU66FH			MEG / CR	48				
GOLF	1995	1998	HU49T5		HU49FH			PH	33	Y	Y	S-V	
GOLF	1998	2004	HU66T6		HU66FH			MEG / CR	48				
GOLF	2004	2008	HU66T24		HU66FH			MEG / CR	A1				
GOLF	2008							MEG / CR	A1				
GOLF CABRIO	1995	1998	HU49T5		HU49FH			PH	33	Y	Y	S-V	
GOLF CABRIO	1998	2000	HU66T10		HU66FH			PH / CR	42	Y	Y		
GOLF CABRIO	2000	2004	HU66T28		HU66FH			PH / CR	4W	RD	RD		
GOLF CABRIO	2004		HU66T24		HU66FH			MEG / CR	A1				
GOLF GTI	2000	2004	HU66T6		HU66FH			MEG / CR	48				
INDIVIDUAL	2004		HU66T24		HU66FH			MEG / CR	A1				
JETTA	2000	2004	HU66T6		HU66FH			MEG / CR	48				
JETTA	2004	2007	HU66T24		HU66FH			MEG / CR	A1				
JETTA	2008							MEG / CR	A1				
LT 28	2000	2006	YM15T5		YM15FH			TEMIC	12	Y	Y		
LUPO	1998	2000	HU66T10		HU66FH			PH / CR	42	Y	Y		
LUPO	2000	2005	HU66T28		HU66FH			PH / CR	4W	RD	RD		
MULTIVAN	2003	2008	HU66T24		HU66FH			MEG / CR	A1				
MULTIVAN	2009							MEG / CR	A1				
PASSAT	1995	1997	HU49T5		HU49FH			PH	33	Y	Y	S-V	
PASSAT	1997	1998	HU66CT5		HU66FH			MEG	13	Y	Y		
PASSAT	1997	1998	HU66T5		HU66FH			MEG	13	Y	Y		
PASSAT	1998	2004	HU66T6		HU66FH			MEG / CR	48				
PASSAT	1998	2004	HU66CT6		HU66FH			MEG / CR	48				
PASSAT	2004	2005	HU66T24		HU66FH			MEG / CR	A1				
PASSAT	2006							MEG / CR	A1				
PASSAT W8	2002	2004	HU66T6		HU66FH			MEG / CR	48				
PHAETON	2003							PH / CR2	46				
PHAETON	2003		HU66MH					PH / CR2	46	Y	P-BOX		
POLO	1995	1998	HU49T5		HU49FH			PH	33	Y	Y	S-V	
POLO	1998	2000	HU66T10		HU66FH			PH / CR	42	Y	Y		
POLO	2000	2001	HU66T28		HU66FH			PH / CR	4W	RD	RD		
POLO	2001	2005	HU66T6		HU66FH			MEG / CR	48				
POLO	2005	2009	HU66T24		HU66FH			MEG / CR	A1				
POLO	2009							MEG / CR	A1				
ROUTAN	2008							PH / CR2	46				
ROUTAN	2008		EK3P-Y170					PH / CR2	46	Y	P-BOX		
SAVEIRO	1995		HU49RT6					MEG / CR	48				

FOR:  
PER:

# VOLKSWAGEN



**HU66T28**  
1ATS ..... 00001-17850  
..... 1-2000  
..... 1-6000

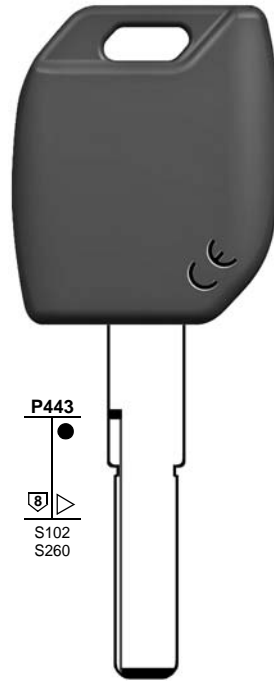
P254  
S102  
S260  
S482  
S832

**HU66T24**  
1ATS ..... 00001-17850  
..... 1-2000  
..... 1-6000

**HU66T10**  
1ATS ..... 00001-17850  
..... 1-2000  
..... 1-6000

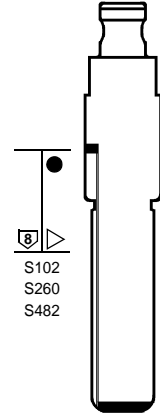
**HU66T5**  
1ATS ..... 00001-17850  
..... 1-2000  
..... 1-6000

**HU66T6**  
1ATS ..... 00001-17850  
..... 1-2000  
..... 1-6000



P443  
S102  
S260

**HU66MH**  
..... 1-2000  
..... 0001-6000

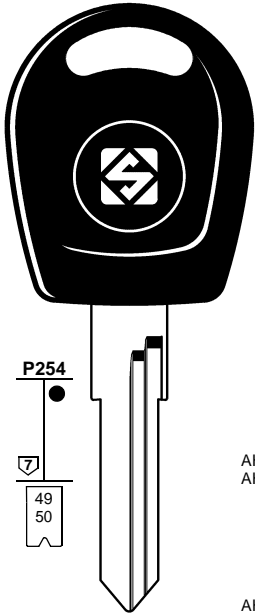


S102  
S260  
S482

**HU66FH**  
..... 1-2000  
..... 0001-6000

FOR:  
PER:

# VOLKSWAGEN



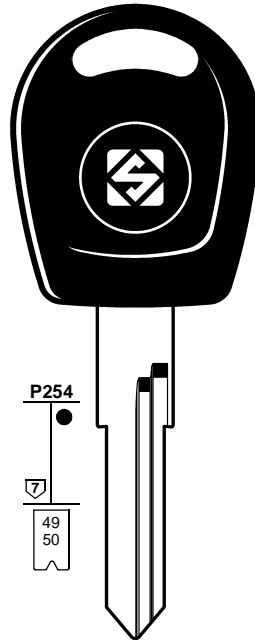
P254  
49  
50

**HU70T6**  
AH ..... 1-8154  
AH ..... 1001-9282

**HU49T28**  
AH ..... 1-8154  
AH ..... 1001-9282

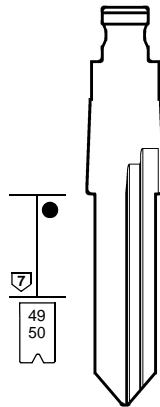
**HU49T5**  
AH ..... 1-8154  
AH ..... 1001-9282

**HU49T10**  
AH ..... 1-8154  
AH ..... 1001-9282



P254  
49  
50

**HU49T10X**  
AH ..... 1-8154  
AH ..... 1001-9282



49  
50

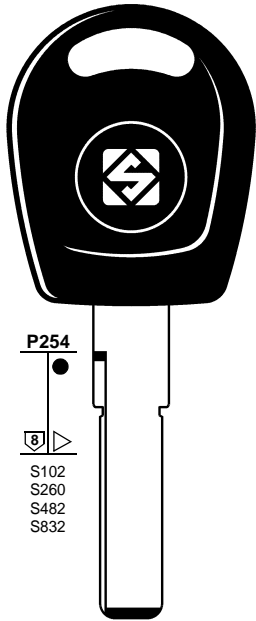
**HU49FH**  
AH ..... 1-8154  
AH ..... 1001-9282

WITTE



FOR:  
PER:

# VOLKSWAGEN SUD AMERICA



P254



S102  
S260  
S482  
S832



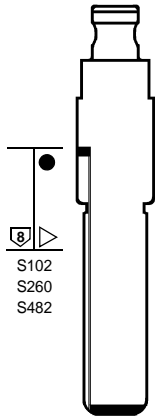
**HU66T6**

1ATS ..... 00001-17850  
..... 1-2000  
..... 1-6000



**HU66T24**

1ATS ..... 00001-17850  
..... 1-2000  
..... 1-6000



P254

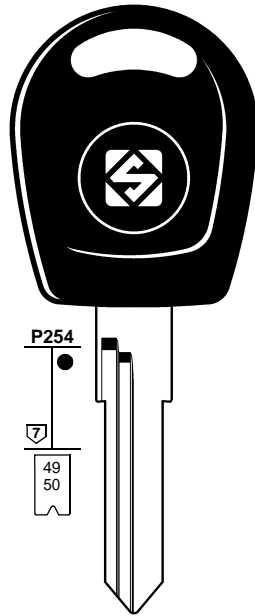


S102  
S260  
S482



**HU66FH**

..... 1-2000  
..... 0001-6000



P254

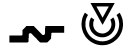


49  
50



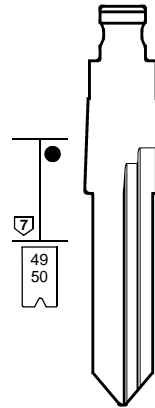
**HU49RT6**

AH ..... 1001-9282



**HU70T6**

AH ..... 1-8154  
AH ..... 1001-9282



P254

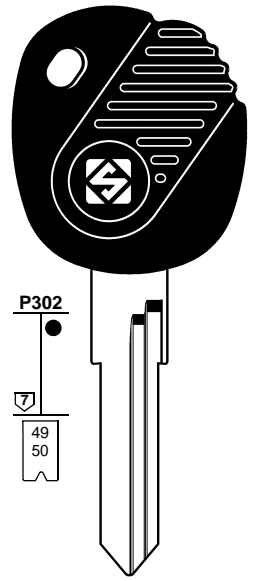


49  
50



**HU49FH**

AH ..... 1-8154  
AH ..... 1001-9282



P302



49  
50



**HU49EP**

AH ..... 1-8154  
AH ..... 1001-9282

**HU49REP**

AH ..... 1-8154  
AH ..... 1001-9282



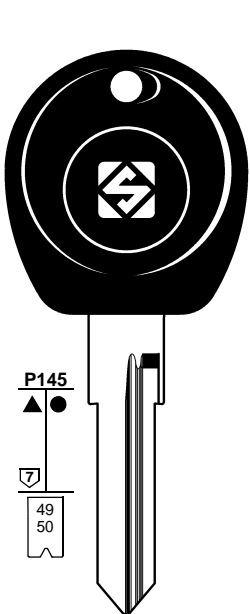
**HU70EP**

AH ..... 1-8154  
AH ..... 1001-9282

WITTE

FOR:  
PER:

# VOLKSWAGEN SUD AMERICA



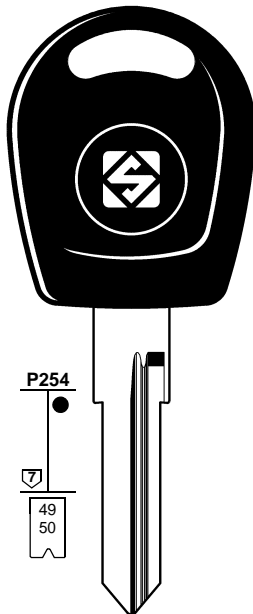
P145



49  
50

**WT7CP**


HV ..... 1-8154  
HV ..... 1001-9282



P254

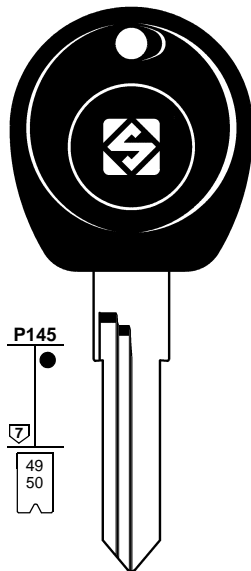


49  
50



**HV9T6**

HV ..... 1-8154  
HV ..... 1001-9282



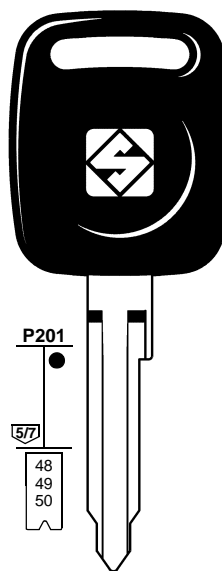
P145



49  
50

**HU49RCP**

AH ..... 1-8154  
AH ..... 1001-9282



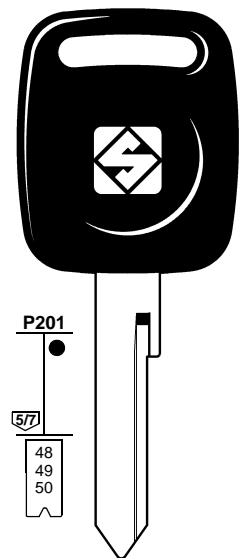
P201



48  
49  
50

**VO4RDP**

AH ..... 1-8154  
AH ..... 1001-9282  
.. K .. 11-72.1-110



P201



48  
49  
50

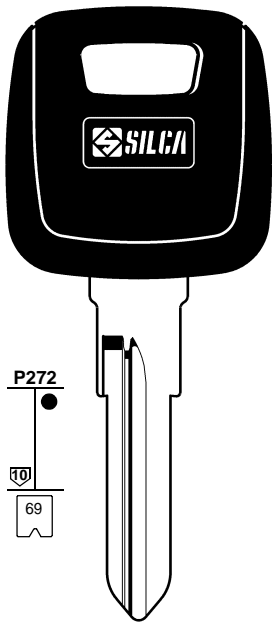
**VO11DP**

AH ..... 1-8154  
AH ..... 1001-9282  
.. R .. 11-72.1-110

1	2	2a	3	3a	3b	e1+e2	6	42+71	72	43+44a	12	15
						<b>GTI COMPATIBLE</b>	<b>IGNITION</b> 					
CAR MAKE MODEL	FROM	TO	SILCA REF.	SILCA REF.	SILCA REF.	COPY	GEN.	TRANSP. TYPE	FAST COPY PLUS RW4 PLUS FAST COPY/RW4	FAST COPY PLUS RW4 PLUS	FAST COPY RW4	STP
For more info on the uses of car keys, refer to the Silca Electronic Keys Catalogue:												
VOLKSWAGEN SUD AMERICA												
BEETLE	2008							MEG / CR	A1			
FOX	2009		HU66T24		HU66FH			MEG / CR	A1			
GOL	1999	2004	HU49RT6					MEG / CR	48			
GOL	1999	2004	HU70T6					MEG / CR	48			
GOL	2005	2008	HU66T6		HU66FH			MEG / CR	48			
GOL	2009		HU66T24		HU66FH			MEG / CR	A1			
GOLF	1998		HU66T6		HU66FH			MEG / CR	48			
KOMBI	1999		HU70T6					MEG / CR	48			
KOMBI	1999		HU49RT6					MEG / CR	48			
PARATI	1999		HU49RT6					MEG / CR	48			
PARATI	1999		HU70T6					MEG / CR	48			
SANTANA 2000	1998		WT9T6					MEG / CR	48			
SAVEIRO	1999		HU49RT6					MEG / CR	48			
SAVEIRO	1999		HU70T6					MEG / CR	48			
SOME MODELS	1995		WT7CP									
SOME MODELS	1995		HU49RCP									
SPACEFOX	2005	2008	HU66T6		HU66FH			MEG / CR	48			
VOYAGE	2009		HU66T24		HU66FH			MEG / CR	A1			
VARIOUS MODELS	1996		HU49REP									
VARIOUS MODELS	1996		HU49EP		HU49FH							
VARIOUS MODELS	1996		VO4RDP									
VARIOUS MODELS	1996		VO11DP									
VARIOUS MODELS	1996		HU70EP									

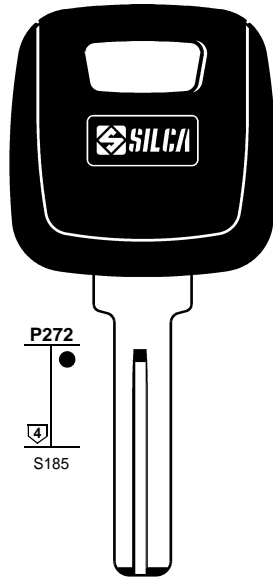
FOR:  
PER:

# VOLVO



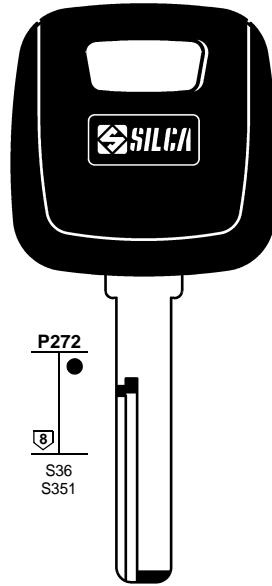
**NE51T2**

1A-2A-3A-4A . . . 000-999  
1B-2B-3B-4B . . . 000-999  
5A-5B . . . 000-746



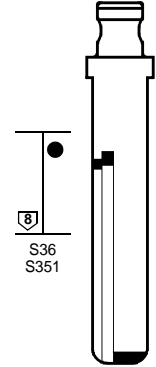
**NE66T2**

1/2/3/4/5V . . . . .  
1-12295



**HU56RAT2**

DH . . . . 6001-8000



**HU56RFH**

DH . . . . 6001-8000

FOR:  
PER:

# VOLVO



The HU137KP key can be also purchased in 5-piece packages.

*La chiave HU137KP può essere acquistata anche in confezioni da 5 pezzi.*

*Der Schlüssel HU137KP kann auch in Packungen mit 5 Stücke gekauft werden.*

*La clé HU137KP peut même être commandée sous confection de 5 pcs.*

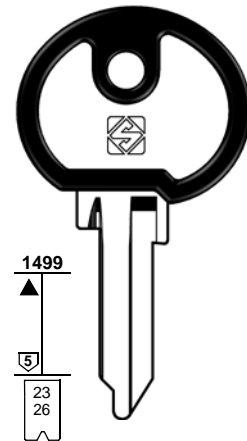
*La llave HU137KP se puede comprar en paquetes de 5 piezas.*

*As chave HU137KP podem ser compradas em pacotes de 5 unidades.*

**HU137KP**

**HU137TEK**   
(old HU137MHK Reference)

















# ZAZ



**NE20NP**

. . . . . A/Z 04689  
. . . . . A/Z 12357  
A/Z . . . . 12357  
A/Z . . . . A/Z 12357

1	2	2a	3	3a	3b	e1+e2	6	42+71	72	43+44a	12	15
						GTI COMPATIBLE	IGNITION 					
CAR MAKE MODEL	FROM	TO	SILCA REF.	SILCA REF.	SILCA REF.	COPY	GEN.	TRANSP. TYPE	FAST COPY PLUS RW4 PLUS FAST COPY/RW4	FAST COPY PLUS RW4 PLUS	FAST COPY RW4	STP
For more info on the uses of car keys, refer to the Silca Electronic Keys Catalogue:												
VOLVO												
C70	1997	1998	NE66T2					PH	73	Y	Y	
C70	1998							PH / CR	4M			
POLAR	1996		NE51T2					PH	73	Y	Y	
S40	1996	1998	HU56RAT2		HU56RFH			PH	73	Y	Y	
S40	1998	2004						PH / CR	4M			
S60	2000							MEG / CR	48			
S70	1997	1998	NE66T2					PH	73	Y	Y	
S70	1998							PH / CR	4M			
S80	1998	1999						PH / CR	4M			
S80	1999	2007						MEG / CR	48			
S80	2008	2011	HU137MHK					PH / CR2	46	Y	P-BOX	
S80	2008	2011	HU137TEK					PH / CR2	46	Y	P-BOX	
V40	1996	1998	HU56RAT2		HU56RFH			PH	73	Y	Y	
V40	1998	2004						PH / CR	4M			
V50	2004							MEG / CR	48			
V70	1997	1998	NE66T2					PH	73	Y	Y	
V70	1998	2000						PH / CR	4M			
V70	2000	2007						MEG / CR	48			
V70	2008		HU137MHK					PH / CR2	46	Y	P-BOX	
V70	2008		HU137TEK					PH / CR2	46	Y	P-BOX	
XC70	2003	2007						MEG / CR	48			
XC70	2008	2011	HU137MHK					PH / CR2	46	Y	P-BOX	
XC70	2008	2011	HU137TEK					PH / CR2	46	Y	P-BOX	
XC90	2003							MEG / CR	48			
850	1996	1997	NE66T2					PH	73	Y	Y	
940	1996	1998	NE51T2					PH	73	Y	Y	
960	1996	1998	NE66T2					PH	73	Y	Y	
ZAZ												
SOME MODELS	1995		NE20NP									

1	2	2a	3	3a	3b	e1+e2		6	42+71	72	43+44a	12	15
						GTI COMPATIBLE		IGNITION 					
MOTORCYCLE MAKE MODEL	FROM	TO	SILCA REF.	SILCA REF.	SILCA REF.	COPY	GEN.	TRANSP. TYPE	FAST COPY PLUS RW4 PLUS FAST COPY/RW4	FAST COPY PLUS RW4 PLUS	FAST COPY RW4	STP	
													
For more info on the uses of motorcycle keys, refer to the Silca Electronic Keys Catalogue: 													
<b>YAMAHA</b>													
Neos	1998		ZD24RT5		ZD24RFH			MEG	13	Y	Y		
SPY	1995		ZD16RP										
TDM	1996	2001	YH35R										
TDM	1996	2001	YH35RBP										
TDM600	2005		YH35RAT22					TEX / CR	69				S12
TDM600	2005		YH35RMH	YH35RATE	YH35RFH	Y	Y	TEX / CR	69	Y	P-BOX		
TDM850	1995	2001	YH35RBP										
TDM850	1995	2001	YH35R										
T-MAX 500	2005	2012	YH35RAT22					TEX / CR	69				S12
T-MAX 500	2005	2012	YH35RMH	YH35RATE	YH35RFH	Y	Y	TEX / CR	69	Y	P-BOX		
TRX850	1995	1999	YH35R										
TRX850	1995	1999	YH35RBP										
TT350	1995		YH14										
Versity 300	2003	2006	ZD24RDP										
XJR 1300	2004		YH35RAT22					TEX / CR	69				S12
XJR 1300	2004		YH35RMH	YH35RATE	YH35RFH	Y	Y	TEX / CR	69	Y	P-BOX		
X-MAX 125	2006		ZD24RAT22					TEX / CR	69				S12
X-MAX 125	2006		ZD24RMH <small>see picture on page 410</small>	ZD24RTE	ZD24RFH	Y	Y	TEX / CR	69	Y	P-BOX		
X-MAX 250	2005		ZD23RT5					TEMIC	12	Y	Y		
XTR	2004		YH35RAT22					TEX / CR	69				S12
XTR	2004		YH35RMH	YH35RATE	YH35RFH	Y	Y	TEX / CR	69	Y	P-BOX		
XTX	2004		YH35RAT22					TEX / CR	69				S12
XTX	2004		YH35RMH	YH35RATE	YH35RFH	Y	Y	TEX / CR	69	Y	P-BOX		
XTZ660	1996	1998	YH35R										
XTZ660	1996	1998	YH35RBP										
XT1200Z Super Ténéré	2010		YH35RAT22					TEX / CR	69				S12
XT1200Z Super Ténéré	2010		YH35RMH	YH35RATE	YH35RFH	Y	Y	TEX / CR	69	Y	P-BOX		
XT600E	1994	2003	YH35RBP										
XT600E	1994	2003	YH35R										
XT660Z Ténéré	2008		YH35RAT22					TEX / CR	69				S12
XT660Z Ténéré	2008		YH35RMH	YH35RATE	YH35RFH	Y	Y	TEX / CR	69	Y	P-BOX		
XVS1100 DragStar	1998	2003	YH35RBP										
XVS1100 DragStar	1998	2003	YH35R										
XVS1100A DragStar	2004		YH35RAT22					TEX / CR	69				S12
XVS1100A DragStar	2004		YH35RMH	YH35RATE	YH35RFH	Y	Y	TEX / CR	69	Y	P-BOX		
XVS650 DragStar	1996	2003	YH35R										
XVS650 DragStar	1996	2003	YH35RBP										
XVS650A DragStar	2004	2006	YH35RAT22					TEX / CR	69				S12
XVS650A DragStar	2004	2006	YH35RMH	YH35RATE	YH35RFH	Y	Y	TEX / CR	69	Y	P-BOX		
XVZ1300	1996	2002	YH35RBP										
XVZ1300	1996	2002	YH35R										
YP250 Majestic	1996		YH35RBP										
YP250 Majestic	1996		YH35R										
YZF-R1	2005		YH35RAT22					TEX / CR	69				S12
YZF-R1	2005		YH35RMH	YH35RATE	YH35RFH	Y	Y	TEX / CR	69	Y	P-BOX		
YZF-R6	2003		YH35RAT22					TEX / CR	69				S12
YZF-R6	2003		YH35RMH	YH35RATE	YH35RFH	Y	Y	TEX / CR	69	Y	P-BOX		
YZF1000	1996	2003	YH35RBP										
YZF1000	1996	2003	YH35R										
YZF600	1994	2005	YH35R										
YZF600	1994	2005	YH35RBP										
SOME MODELS	1995		YH35R										
SOME MODELS	1995		YH35RBP										
SOME MODELS	1995		YH35										
SOME MODELS	2010		YH37RBP										



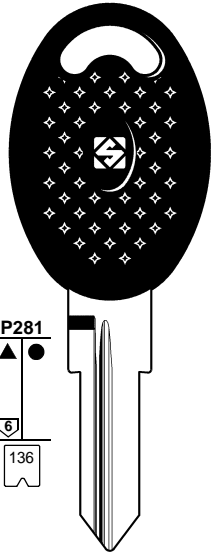




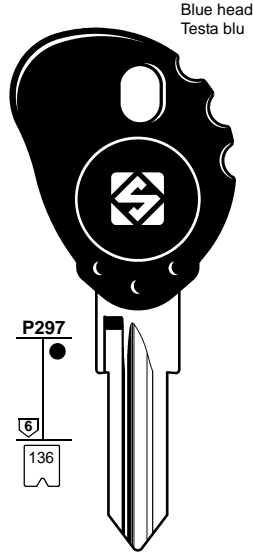
Motorcycle keys guide  
Guida chiavi moto  
Marktführer für Motorräderschlüssel  
Guide clés pour motocyclettes  
Guía llaves para motocicletas  
Guia chaves para motocicletas

FOR:  
PER:

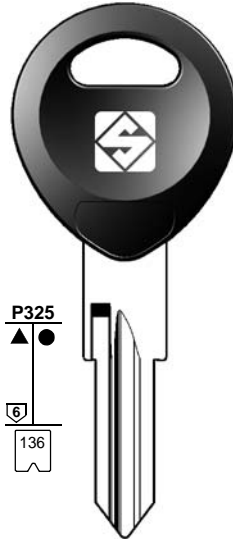
# APRILIA



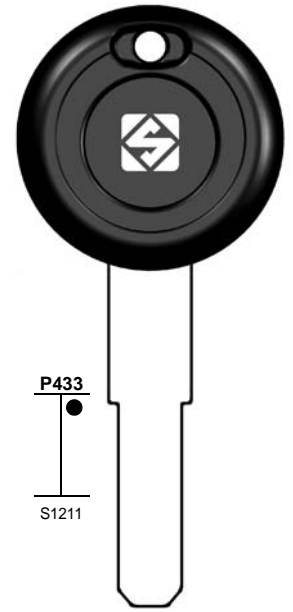
**TL**  
ZD22RBP



**TL**   
ZD23RT5  
... 8001-9554



**TL**  
ZD24RDP  
... 8001-9554  
... 1001-2252  
N ... 1-700  
... 1-700  
... 1234



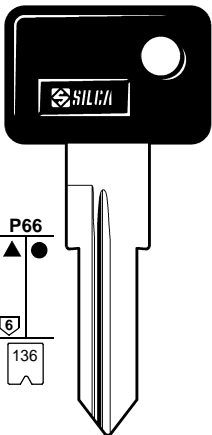
**TL**   
ZD30T5  
Z ... 2001-9416

FOR:  
PER:

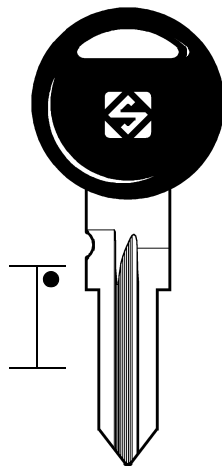
# ATALA

# BAJAJ

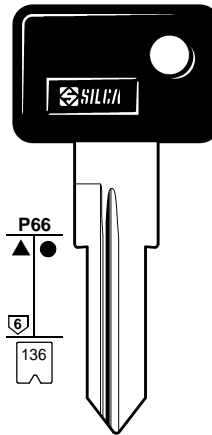
# BETA



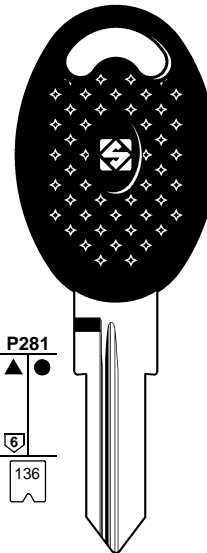
**TL**  
ZD16RP  
... 8001-9554  
N ... 1-700  
... 1-700



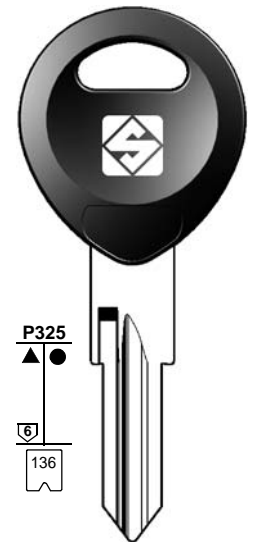
**TL**  
BAJ1RP



**TL**  
ZD16RP  
... 8001-9554  
N ... 1-700  
... 1-700



**TL**  
ZD22RBP




**TL**  
ZD24RDP  
... 8001-9554  
... 1001-2252  
N ... 1-700  
... 1-700  
... 1234

1	2	2a	3	3a	3b	e1+e2	6	42+71	72	43+44a	12	15	
						GTI COMPATIBLE	IGNITION 						
MOTORCYCLE MAKE MODEL	FROM	TO	SILCA REF.	SILCA REF.	SILCA REF.	COPY	GEN.	TRANSP. TYPE	FAST COPY PLUS RW4 PLUS FAST COPY/RW4	FAST COPY PLUS RW4 PLUS	FAST COPY RW4	STP	
For more info on the uses of motorcycle keys, refer to the Silca Electronic Keys Catalogue:													
<b>APRILIA</b>													
AMICO	1996	1998	ZD22RBP										
AREA 51	1998	2000	ZD22RBP										
ATLANTIC	2003		ZD24RDP										
ATLANTIC 500	2001		ZD23RT5					TEMIC	12	Y	Y		
CLASSIC 125	1996	1999	ZD22RBP										
CLASSIC 50	1996	1999	ZD22RBP										
DORSODURO	2008		ZD23RT5						TEMIC	12	Y	Y	
ETV 1000 CAPONORD	2001	2007	ZD22RBP										
GULLIVER	1995	1998	ZD22RBP										
LEONARDO	1996	2004	ZD22RBP										
MANA 850	2007		ZD23RT5						TEMIC	12	Y	Y	
MOJITO	1999	2008	ZD22RBP										
MOTÒ 6.5	1996	2002	ZD22RBP										
MX	2002	2006	ZD22RBP										
PEGASO	1997	2004	ZD22RBP										
PEGASO	2005	2007	ZD23RT5						TEMIC	12	Y	Y	
RALLY	1996	2004	ZD22RBP										
RS	1996	2005	ZD22RBP										
RST FUTURA	2000	2003	ZD22RBP										
RSV SERIES	2009		ZD30T5						TEMIC	12	Y	Y	
RSV 1000	1998	2005	ZD22RBP										
RSV 1000	2004	2008	ZD30T5						TEMIC	12	Y	Y	
RX 50	1996	2004	ZD22RBP										
SCARABEO	1993		ZD22RBP										
SCARABEO 500	2001		ZD23RT5						TEMIC	12	Y	Y	
SHIVER	2007		ZD23RT5						TEMIC	12	Y	Y	
SL 1000 FALCO	2000	2003	ZD22RBP										
SONIC 50	1998	2008	ZD22RBP										
SPORTCITY	2004		ZD22RBP										
SR 125 - 150	1999	2001	ZD22RBP										
SR 50	1996	2004	ZD22RBP										
SR 50	2004		ZD23RT5						TEMIC	12	Y	Y	
TUONO 1000R	2004		ZD30T5						TEMIC	12	Y	Y	
<b>ATALA</b>													
BYTE AT10-50	1996		ZD16RP										
GREEN	1996		ZD16RP										
HACKER-AT12	1996		ZD16RP										
<b>BAJAJ</b>													
SOME MODELS	2009		BAJ1RP										
<b>BETA</b>													
ALP			ZD24RDP										
CHRONO	1995	1996	ZD16RP										
CHRONO 502	1995	1996	ZD16RP										
QUADRA	1995	1996	ZD16RP										
QUADRA	1996		ZD22RBP										
RR	2005		ZD24RDP										
TEMPO	1995	1996	ZD16RP										
TEMPO	1996		ZD22RBP										
SOME MODELS	1996		ZD22RBP										

FOR:  
PER:

# BMW



**BW7BP**

HB . . . . 1-5000  
H . . . . P 12353-53425  
H . . . . P 12353-53412



**BW9TE**



**BW9MH**



**BW9FH**

K . . . . 5001-8276



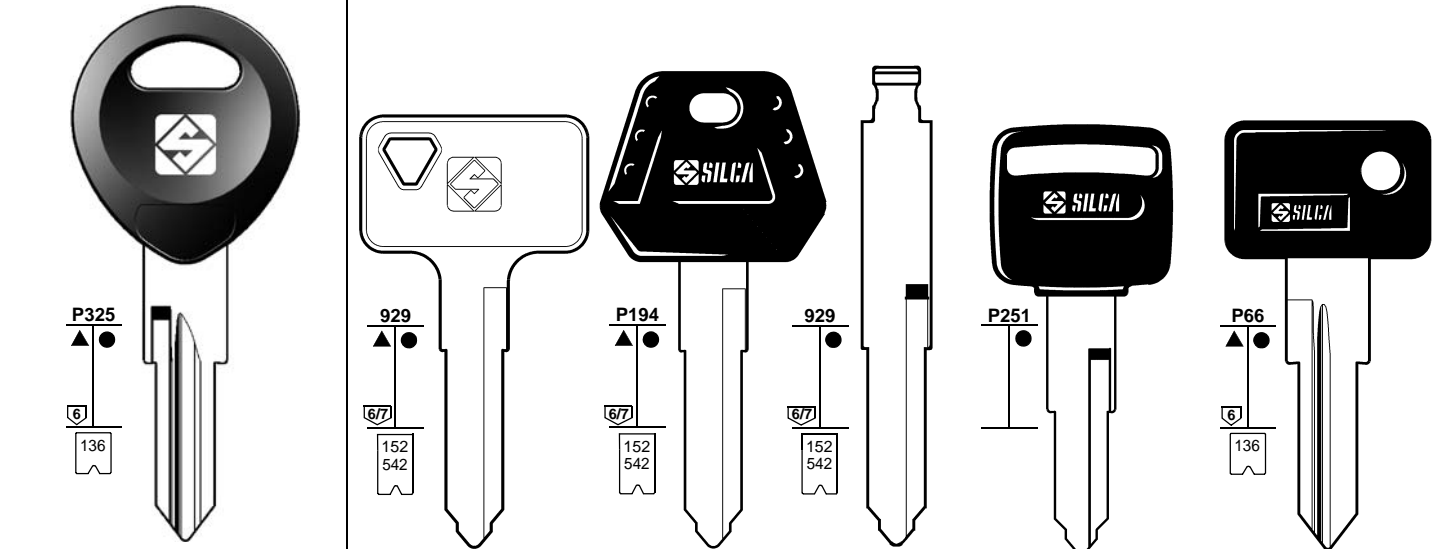
**ZD28RFP**

. . . . 8001-9554

FOR:  
PER:

# BUELL

# CAGIVA



**ZD24RDP**

. . . . 8001-9554  
. . . . 1001-2252  
N . . . . 1-700  
. . . . 1-700  
. . . . . 1234

**KW14**

B . . . . . 1234  
H . . . . . 1234  
B . . . . . 8001-9000  
H . . . . . 8001-9000

**KW14P**

. . . . 8001-9000  
B . . . . . 1234  
H . . . . . 1234  
B . . . . . 8001-9000



**KW14FH**

















B . . . . 8001-9000

**ZD21P**



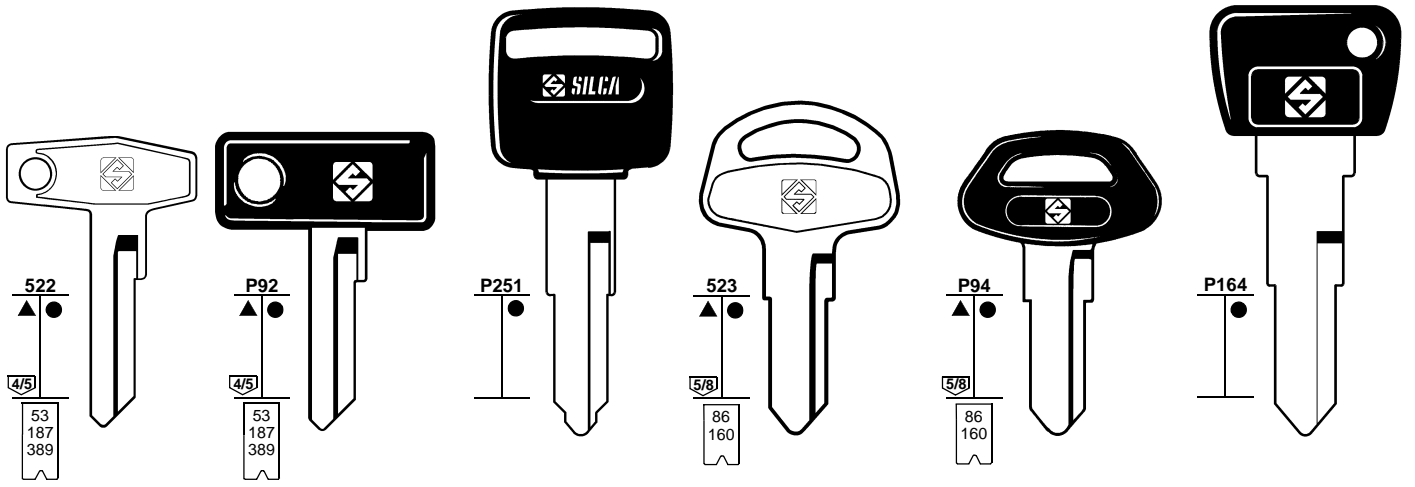
**ZD16RP**

. . . . 8001-9554  
. . . . N . . . 1-700  
. . . . . 1-700

1	2	2a	3	3a	3b	e1+e2	6	42+71	72	43+44a	12	15	
						<b>GTI COMPATIBLE</b>	<b>IGNITION</b>						
													
<b>MOTORCYCLE MAKE MODEL</b>	<b>FROM</b>	<b>TO</b>	<b>SILCA REF.</b>	<b>SILCA REF.</b>	<b>SILCA REF.</b>	<b>COPY</b>	<b>GEN.</b>	<b>TRANSP. TYPE</b>	<b>FAST COPY PLUS RW4 PLUS FAST COPY/RW4</b>	<b>FAST COPY PLUS RW4 PLUS</b>	<b>FAST COPY RW4</b>	<b>STP</b>	
			 REF.	 TE	 FLIP								
For more info on the uses of motorcycle keys, refer to the Silca Electronic Keys Catalogue: 													
<b>BIMOTA</b>													
<b>DB6 DELIRIO</b>	2006												
<b>BMW</b>													
<b>C600 SPORT</b>	2012		<b>BW9MH</b>	<b>BW9TE</b>	<b>BW9FH</b>	Y		PH / CR2	46	Y	P-BOX		
<b>C650 GT</b>	2012		<b>BW9MH</b>	<b>BW9TE</b>	<b>BW9FH</b>	Y		PH / CR2	46	Y	P-BOX		
<b>F650</b>	1993	2000	<b>ZD28RFP</b>										
<b>F650</b>	2008	2011	<b>BW9MH</b>	<b>BW9TE</b>	<b>BW9FH</b>	Y		PH / CR2	46	Y	P-BOX		
<b>F800</b>	2006		<b>BW9MH</b>	<b>BW9TE</b>	<b>BW9FH</b>	Y		PH / CR2	46	Y	P-BOX		
<b>G650</b>	2011		<b>BW9MH</b>	<b>BW9TE</b>	<b>BW9FH</b>	Y		PH / CR2	46	Y	P-BOX		
<b>K1100LS</b>	1994	1999	<b>BW7BP</b>										
<b>K1100LT</b>	1994	1999	<b>BW7BP</b>										
<b>K1200</b>	2005	2008	<b>BW9MH</b>	<b>BW9TE</b>	<b>BW9FH</b>	Y		PH / CR2	46	Y	P-BOX		
<b>K1300</b>	2009		<b>BW9MH</b>	<b>BW9TE</b>	<b>BW9FH</b>	Y		PH / CR2	46	Y	P-BOX		
<b>K1600</b>	2011		<b>BW9MH</b>	<b>BW9TE</b>	<b>BW9FH</b>	Y		PH / CR2	46	Y	P-BOX		
<b>R1100GS</b>	1994	1999	<b>BW7BP</b>										
<b>R1100R</b>	1994	1999	<b>BW7BP</b>										
<b>R1100RT</b>	1994	1999	<b>BW7BP</b>										
<b>R1200</b>	2005		<b>BW9MH</b>	<b>BW9TE</b>	<b>BW9FH</b>	Y		PH / CR2	46	Y	P-BOX		
<b>R850RT</b>	1996	2002	<b>BW7BP</b>										
<b>BUELL</b>													
<b>BLAST</b>	2000	2009	<b>ZD24RDP</b>										
<b>FIREBOLT</b>	2002	2009	<b>ZD24RDP</b>										
<b>LIGHTNING</b>	2003	2009	<b>ZD24RDP</b>										
<b>ULYSSES</b>	2006	2009	<b>ZD24RDP</b>										
<b>CAGIVA</b>													
<b>900 ELEFANT</b>	1997	1997	<b>KW14P</b>		<b>KW14FH</b>								
<b>CITY</b>	1994	2001	<b>ZD21P</b>										
<b>CITY LUCKY</b>	1994	2001	<b>ZD21P</b>										
<b>CITY PASSING</b>	1994	2001	<b>ZD21P</b>										
<b>MITO</b>	1994		<b>KW14</b>		<b>KW14FH</b>								
<b>MITO</b>	1994		<b>KW14P</b>		<b>KW14FH</b>								
<b>MITO EV</b>	1994		<b>KW14P</b>		<b>KW14FH</b>								
<b>MITO EV</b>	1994		<b>KW14</b>		<b>KW14FH</b>								
<b>MITO RACING</b>	1994		<b>KW14P</b>		<b>KW14FH</b>								
<b>MITO RACING</b>	1994		<b>KW14</b>		<b>KW14FH</b>								
<b>RIVER 600 Cat.</b>	1995		<b>ZD16RP</b>										

FOR:  
PER:

# CAGIVA



**ZD9**  
E... 1-500  
E... 501-710  
... 1-1625  
... 9001-9500  
... 5001-6278

**ZD9P**  
E... 1-500  
E... 501-710  
... 1-1625  
... 9001-9500  
... 5001-6278

**ZD21P**

**SZ4**  
A... 00-99  
... 101-499  
... 751-795

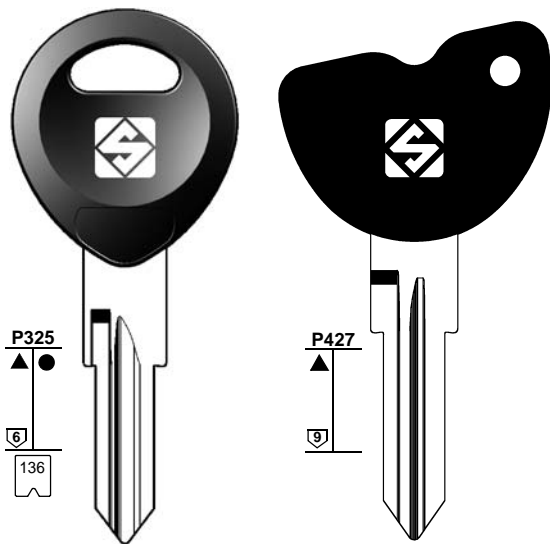
**SZ4AP**  
A... 00-99  
... 101-499  
... 751-795

**CG1P**

**CG2RP**

FOR:  
PER:

# DERBI

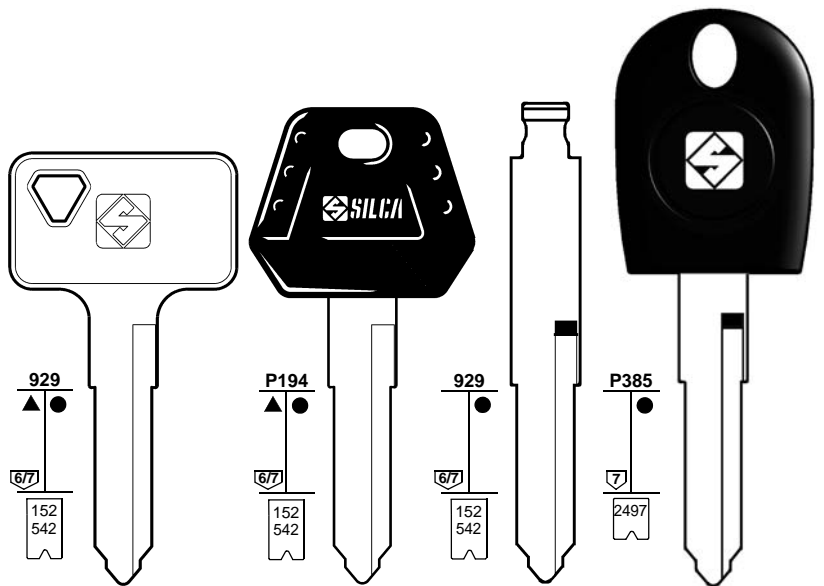


**ZD24RDP**  
... 8001-9554  
... 1001-2252  
N... 1-700  
... 1-700  
... 1234

**GT20RDP**  
W... 1-9640

GIOBERT - TRW SIPEA

# DUCATI



**KW14**  
B... 1234  
H... 1234  
B... 8001-9000  
H... 8001-9000

**KW14P**  
... 8001-9000  
B... 1234  
H... 1234  
B... 8001-9000

**KW14FH**  
B... 8001-9000

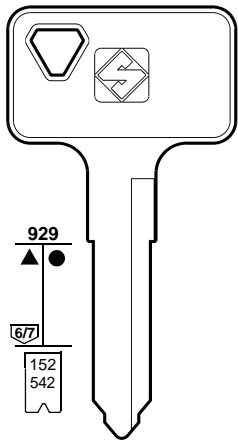
**KW17T5**  
... 1-2-3-4





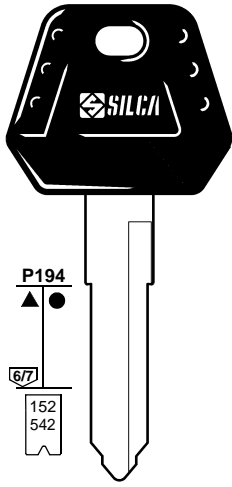
FOR:  
PER:

# DUCATI



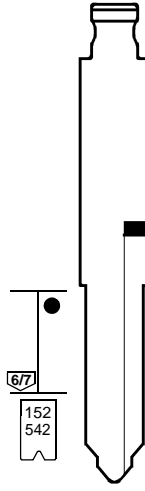
**KW14**

B ..... 1234  
H ..... 1234  
B ..... 8001-9000  
H ..... 8001-9000



**KW14P**

..... 8001-9000  
B ..... 1234  
H ..... 1234  
B ..... 8001-9000  
H ..... 8001-9000



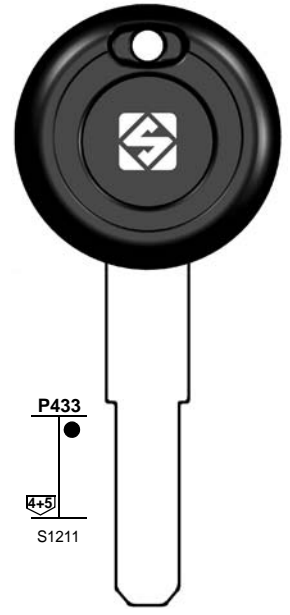
**KW14FH**

B ..... 8001-9000



**KW17T5**

..... 1-2-3-4

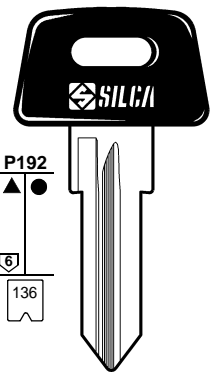


**ZD30T5**

Z ..... 2001-9416

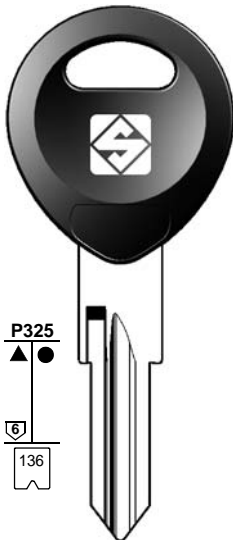
FOR:  
PER:

# GILERA



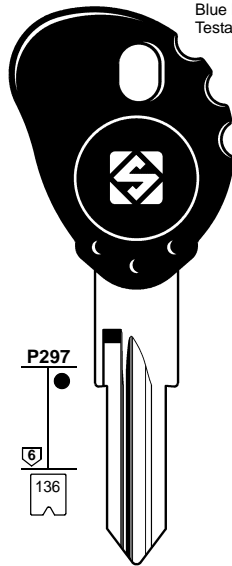
**ZD17RAP**

..... 8001-9554



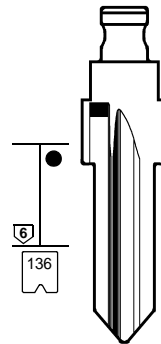
**ZD24RDP**

..... 8001-9554  
..... 1001-2252  
N ..... 1-700  
... 1-700  
..... 1234



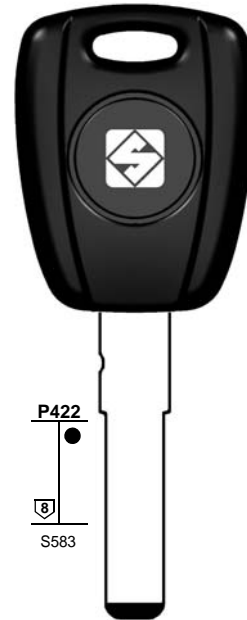
**ZD24RT5**

..... 8001-9554  
..... 1001-2252  
N ..... 1-700  
... 1-700



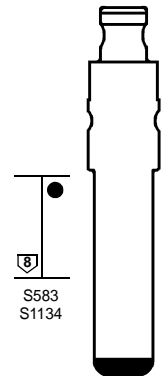
**ZD24RFH**

..... 8001-9554  
..... 1001-2252  
N ..... 1-700  
... 1-700  
..... 1234



**SIP22T5**

DE ..... 1-11210



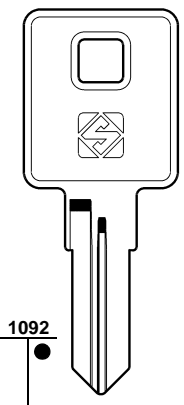
**SIP22FH**

DE ..... 1-11210

Blue head  
Testa blu

1	2	2a	3	3a	3b	e1+e2		6	42+71	72	43+44a	12	15
						GTI COMPATIBLE		IGNITION					
MOTORCYCLE MAKE MODEL	FROM	TO	SILCA REF.	SILCA REF.	SILCA REF.	COPY	GEN.	TRANSP. TYPE	FAST COPY PLUS RW4 PLUS FAST COPY/RW4	FAST COPY PLUS RW4 PLUS	FAST COPY RW4	STP	
For more info on the uses of motorcycle keys, refer to the Silca Electronic Keys Catalogue:													
<b>DUCATI</b>													
MONSTER 1100	2009		ZD30T5					TEMIC	11	Y	Y		S1
MONSTER 600	1994	2001	KW14		KW14FH								
MONSTER 600	1994	2001	KW14P		KW14FH								
MONSTER 620	2002	2006	KW17T5					TEMIC	11	Y	Y		S1
MONSTER 695	2001	2008	KW17T5					TEMIC	11	Y	Y		S1
MONSTER 696	2009		ZD30T5					TEMIC	11	Y	Y		S1
MONSTER 750	2001	2002	KW17T5					TEMIC	11	Y	Y		S1
MONSTER 796	2011		ZD30T5					TEMIC	11	Y	Y		S1
MONSTER 800	2003	2003	KW17T5					TEMIC	11	Y	Y		S1
MONSTER 900	1994	2001	KW14P		KW14FH								
MONSTER 900	2001	2002	KW17T5					TEMIC	11	Y	Y		S1
MULTISTRADA	2010							TEM / CR	8C				
SPORTCLASSIC 1000	2007	2010	KW17T5					TEMIC	11	Y	Y		S1
STREETFIGHTER	2009		ZD30T5					TEMIC	11	Y	Y		S1
ST2	1997	2003	KW14		KW14FH								
ST2	1997	2003	KW14P		KW14FH								
ST3	2005	2007	KW17T5					TEMIC	11	Y	Y		S1
ST4	1998	2003	KW14P		KW14FH								
ST4	1998	2003	KW14		KW14FH								
ST4	2002	2005	KW17T5					TEMIC	11	Y	Y		S1
SUPERSPORT 1000	2003	2006	KW17T5					TEMIC	11	Y	Y		S1
SUPERSPORT 620	2003	2006	KW17T5					TEMIC	11	Y	Y		S1
SUPERSPORT 750	1999	2003	KW14P		KW14FH								
SUPERSPORT 750	1999	2003	KW14		KW14FH								
SUPERSPORT 800	2003	2006	KW17T5					TEMIC	11	Y	Y		S1
SUPERSPORT 900	1998	2002	KW14		KW14FH								
SUPERSPORT 900	1998	2002	KW14P		KW14FH								
<b>GILERA</b>													
FUOCO	2006		SIP22T5		SIP22FH			TEMIC	11	Y	Y	T-F	S9
GP800	2006		SIP22T5		SIP22FH			TEMIC	11	Y	Y	T-F	S9
NCR 50	2006		ZD24RDP										
NEXUS	2006		ZD24RDP										
NEXUS 250	2006	2008	ZD24RT5		ZD24RFH			TEMIC	11	Y	Y	T-F	S9
NEXUS 300	2007		ZD24RT5		ZD24RFH			TEMIC	11	Y	Y		S9
NEXUS 500	2006	2012	SIP22T5		SIP22FH			TEMIC	11	Y	Y	T-F	S9
RUNNER	2006		ZD24RDP										
STORM 50	1995		ZD17RAP										
TYPHOON	1995	2001	ZD17RAP										
SOME MODELS	1995		ZD17RAP										

FOR: HARLEY DAVIDSON HM HONDA  
 PER:

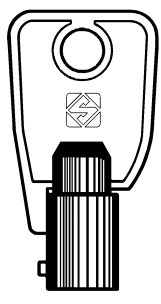


1092  
 1025

**HY11R**

GY ..... 1-2-3-4-5  
 BZ ..... 1-2-3-4-5  
 C ..... 1-2-3-4-5  
 A ..... 1-2-3-4-5

439



S249  
 S311  
 S345  
 S346  
 S347  
 S445  
 S446  
 S549  
 S550  
 S757  
 S759  
 S989  
 S1335  
 S1334  
 S1148  
 S1147  
 S1146

**CH9T**

..... 7654321  
 ..... 7654321  
 ..... 320001-326000  
 ..... 280001-285000  
 .... 2001-2100  
 .... 1234567  
 HD..... 0001-9400  
 ....HD 0001-9400  
 ..... 7654321  
 ... 1-999  
 ..... 0123  
 .....  
 24568ABCDEFGHIJKLMNO  
 ..... 01234567  
 HMC..... 00001-31000



P325  
 136

**ZD24RDP**

.... 8001-9554  
 .... 1001-2252  
 N ... 1-700  
 ... 1-700  
 ..... 1234



P431  
 148  
 262

**HON70T14**

..... 1-2-3  
 .... 5001-8442

**TE KEY**

**HON70TE**

AH ..... 1001-9282  
 AH ..... 1-8154  
**(head code P459)**



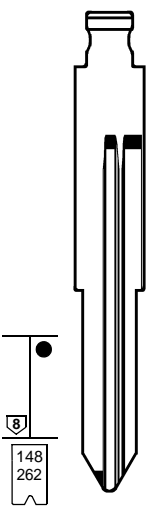
P443  
 148  
 262

**MH KEY**

**HON70MH**

..... 1-2-3  
 .... 5001-8442

FOR: HONDA  
 PER:



148  
 262

**HON70FH**

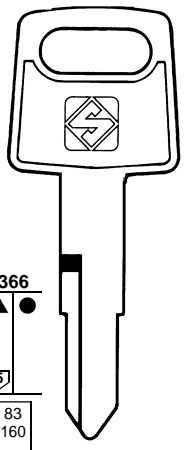
..... 1-2-3  
 .... 5001-8442



P321  
 148

**HON63FP**

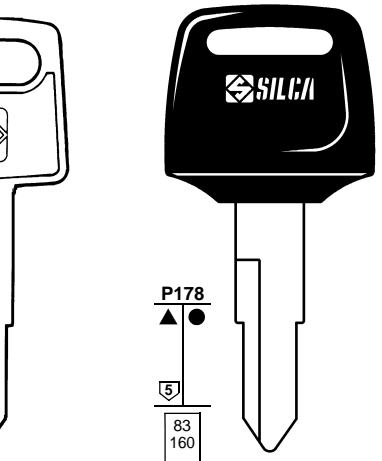
..... 1-2-3



366  
 83  
 160

**HON31**

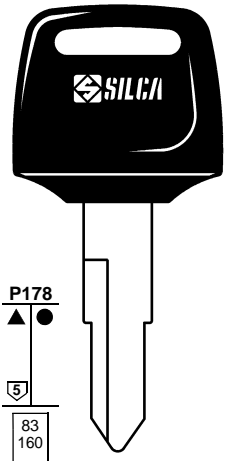
... 121-140  
 ... 521-540  
 ... 621-640  
 ... 721-740  
 ... 821-840  
 ... 221-240  
 ... 421-440  
 ... 321-340  
 C .. 00-99  
 D .. 00-99



P178  
 83  
 160

**HON31R**

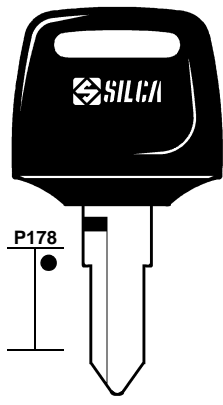
A .. 00-99  
 B .. 00-99  
 ... 101-120  
 ... 201-220  
 ... 301-320  
 ... 401-420  
 ... 501-520  
 ... 701-720  
 ... 601-620  
 ... 801-820



P178

**HON31CP**

... 121-140  
 ... 521-540  
 ... 621-640  
 ... 721-740  
 ... 821-840  
 ... 221-240  
 ... 421-440  
 ... 321-340  
 C .. 00-99  
 D .. 00-99



P178

**HON31RCP**

A .. 00-99  
 B .. 00-99  
 ... 101-120  
 ... 201-220  
 ... 301-320  
 ... 401-420  
 ... 501-520  
 ... 701-720  
 ... 601-620  
 ... 801-820

**HON71CP**

















**HON71RCP**



P325  
 136

**ZD24RDP**

.... 8001-9554  
 .... 1001-2252  
 N ... 1-700  
 ... 1-700  
 ..... 1234

1	2	2a	3	3a	3b	e1+e2		6	42+71	72	43+44a	12	15
						GTI COMPATIBLE		IGNITION 					
MOTORCYCLE MAKE MODEL	FROM	TO	SILCA REF.	SILCA REF.	SILCA REF.	COPY	GEN.	TRANSP. TYPE	FAST COPY PLUS RW4 PLUS FAST COPY/RW4	FAST COPY PLUS RW4 PLUS	FAST COPY RW4	STP	
													
For more info on the uses of motorcycle keys, refer to the Silca Electronic Keys Catalogue: 													
<b>HARLEY DAVIDSON</b>													
1200 SPORTSTER	1994		HY11R										
883 SPORTSTER	1994		HY11R										
SOME MODELS	1996		CH9T										
<b>HM</b>													
LOCUSTA			ZD24RDP										
<b>HONDA</b>													
BLACK SPIRIT	2010		HON70T14					PH / CR2	46				
BLACK SPIRIT	2010		HON70MH	HON70TE	HON70FH	Y	Y	PH / CR2	46	Y	P-BOX		
CBF500	2004	2007	HON63FP										
CBF600	2004	2007	HON63FP										
CBF600	2007	2012	HON70T14					PH / CR2	46				
CBF600	2007	2012	HON70MH	HON70TE	HON70FH	Y	Y	PH / CR2	46	Y	P-BOX		
CBR1000	2004		HON70T14					PH / CR2	46				
CBR1000	2004		HON70MH	HON70TE	HON70FH	Y	Y	PH / CR2	46	Y	P-BOX		
CBR1000F	1997	1999	HON63FP										
CBR1100XX	1999	2006	HON70T14					PH / CR2	46				
CBR1100XX	1999	2006	HON70MH	HON70TE	HON70FH	Y	Y	PH / CR2	46	Y	P-BOX		
CBR600F	1999	2006	HON70T14					PH / CR2	46				
CBR600F	1999	2006	HON70MH	HON70TE	HON70FH	Y	Y	PH / CR2	46	Y	P-BOX		
CBR600RR	2003		HON70T14					PH / CR2	46				
CBR600RR	2003		HON70MH	HON70TE	HON70FH	Y	Y	PH / CR2	46	Y	P-BOX		
CBR900	2003		HON70T14					PH / CR2	46				
CBR900	2003		HON70MH	HON70TE	HON70FH	Y	Y	PH / CR2	46	Y	P-BOX		
CBR900RR	1994	1997	HON31										
CBR900RR	1994	1997	HON31R										
CBR900RR	1994	1997	HON31CP										
CBR900RR	1994	1997	HON31RCP										
CBR900RR	1997	2003	HON63FP										
CB500	1994	1997	HON31										
CB500	1994	1997	HON31R										
CB500	1994	1997	HON31RCP										
CB500	1994	1997	HON31CP										
CB500S	1997	2003	HON63FP										
CG125	1993	2008	HON71RCP										
CROSSRUNNER	2011		HON70T14					PH / CR2	46				
CROSSRUNNER	2011		HON70MH	HON70TE	HON70FH	Y	Y	PH / CR2	46	Y	P-BOX		
CROSSTOURER	2012		HON70T14					PH / CR2	46				
CROSSTOURER	2012		HON70MH	HON70TE	HON70FH	Y	Y	PH / CR2	46	Y	P-BOX		
CTX1300	2014		HON70T14					PH / CR2	46				
CTX1300	2014		HON70MH	HON70TE	HON70FH	Y	Y	PH / CR2	46	Y	P-BOX		
CTX700	2014		HON70T14					PH / CR2	46				
CTX700	2014		HON70MH	HON70TE	HON70FH	Y	Y	PH / CR2	46	Y	P-BOX		
C90 ECO PWR	1993		HON71CP										
DYLAN 125	2004		ZD24RDP										
FORZA	2005		HON63FP										
GOLD WING	2001							PH / CR2	46				

FOR:  
PER:

# HONDA

Technical diagrams for seven Honda key models, showing key profiles and head shapes. Each diagram includes a model name, a key type icon (TE, MH, FH, or FLIP), and a list of applicable part numbers.

- P475**: TE KEY, HON58RTE, ..... 5001-8442
- P443**: MH KEY, HON58RMH, ..... 5001-8442
- P321**: FH FLIP, HON58RFH, ..... 5001-8442  
..... 10001-15000
- P61**: HON63FP, ..... 1-2-3
- P61**: HON64BP, A . . 00-A99
- 1449**: HON64, A . . 00-A99
- 554**: HON41, ..... 123  
..... J00-U39
- HON64RBP**: A . . 00-A99






















FOR:  
PER:

# HONDA

Technical diagrams for seven Honda key models, showing key profiles and head shapes. Each diagram includes a model name, a key type icon (TE, MH, FH, or FLIP), and a list of applicable part numbers. A note 'Blue head Testa blu' is present near the HON41P model.

- 554**: HON41P, ..... 123  
..... J00-U39
- P431**: HON70T14, ..... 1-2-3  
..... 5001-8442
- P443**: MH KEY, HON70MH, ..... 1-2-3  
..... 5001-8442
- P325**: FH FLIP, HON70FH, ..... 1-2-3  
..... 5001-8442
- P325**: ZD24RDP, ..... 8001-9554  
..... 1001-2252  
N . . . 1-700  
... 1-700  
..... 1234
- P297**: ZD24RT14, ..... 8001-9554  
..... 1001-2252  
N . . . 1-700  
... 1-700
- HON70TE**: TE KEY, AH . . . . 1001-9282  
AH . . . . 1-8154  
(head code P459)

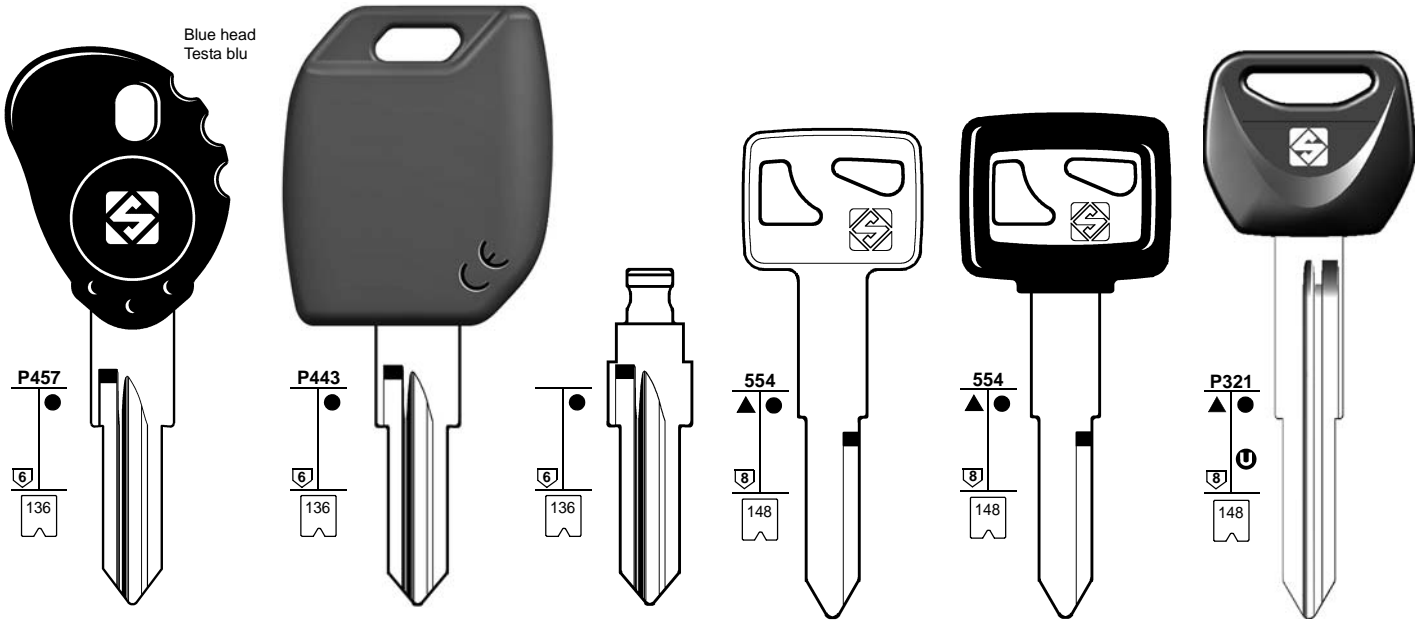
Blue head  
Testa blu

1	2	2a	3	3a	3b	e1+e2		6	42+71	72	43+44a	12	15
						GTI COMPATIBLE		IGNITION   					
MOTORCYCLE MAKE MODEL	FROM	TO	SILCA REF.	SILCA REF.	SILCA REF.	COPY	GEN.	TRANSP. TYPE	FAST COPY PLUS RW4 PLUS FAST COPY/RW4	FAST COPY PLUS RW4 PLUS	FAST COPY RW4	STP	
													
For more info on the uses of motorcycle keys, refer to the Silca Electronic Keys Catalogue:    													
<b>HONDA</b>													
GOLD WING	2001		HON58RMH	HON58RTE	HON58RFH	Y	Y	PH / CR2	46	Y	P-BOX		
HORNET	1998	2002	HON64										
HORNET	1998	2002	HON64BP										
HORNET	1998	2002	HON64RBP										
HORNET	2003		HON70T14					PH / CR2	46				
HORNET	2003		HON70MH	HON70TE	HON70FH	Y	Y	PH / CR2	46	Y	P-BOX		
INTEGRA	2012		HON70T14					PH / CR2	46				
INTEGRA	2012		HON70MH	HON70TE	HON70FH	Y	Y	PH / CR2	46	Y	P-BOX		
LEAD 100	2003	2007	HON41										
LEAD 100	2003	2007	HON41P										
NC700 S	2012		HON70T14					PH / CR2	46				
NC700 S	2012		HON70MH	HON70TE	HON70FH	Y	Y	PH / CR2	46	Y	P-BOX		
NC700 X	2012		HON70T14					PH / CR2	46				
NC700 X	2012		HON70MH	HON70TE	HON70FH	Y	Y	PH / CR2	46	Y	P-BOX		
NC750	2014		HON70T14					PH / CR2	46				
NC750	2014		HON70MH	HON70TE	HON70FH	Y	Y	PH / CR2	46	Y	P-BOX		
NTV650	1997	1998	HON63FP										
NT650V	1999	2006	HON70T14					PH / CR2	46				
NT650V	1999	2006	HON70MH	HON70TE	HON70FH	Y	Y	PH / CR2	46	Y	P-BOX		
NT700V	2006	2012	HON70T14					PH / CR2	46				
NT700V	2006	2012	HON70MH	HON70TE	HON70FH	Y	Y	PH / CR2	46	Y	P-BOX		
NX650	1997	2000	HON63FP										
PHANTEON	2003		ZD24RDP										
PS125i	2006		ZD24RDP										
PS150i	2006		ZD24RDP										
SFX50	1994	1997	HON41P										
SFX50	1994	1997	HON41										
SFX50	1997	2004	HON63FP										
SHADOW 750	2004		HON70T14					PH / CR2	46				
SHADOW 750	2004		HON70MH	HON70TE	HON70FH	Y	Y	PH / CR2	46	Y	P-BOX		
SH100	1997	2001	HON63FP										
SH125i	2005		ZD24RDP										
SH150i	2006		ZD24RDP										
SH300	2007		ZD24RT14					PH / CR2	46				

FOR:  
PER:

# HONDA

Blue head  
Testa blu



**ZD24RTE**  
 TE KEY  
 ..... 8001-9554  
 ..... 1-700  
 N ..... 1-700

**ZD24RMH**  
 MH KEY  
 ..... 8001-9554  
 ..... 1-700  
 N ..... 1-700

**ZD24RFH**  
 FH FLIP  
 ..... 8001-9554  
 ..... 1-700  
 N ..... 1-700  
 ..... 1234  
 ..... 1001-2252

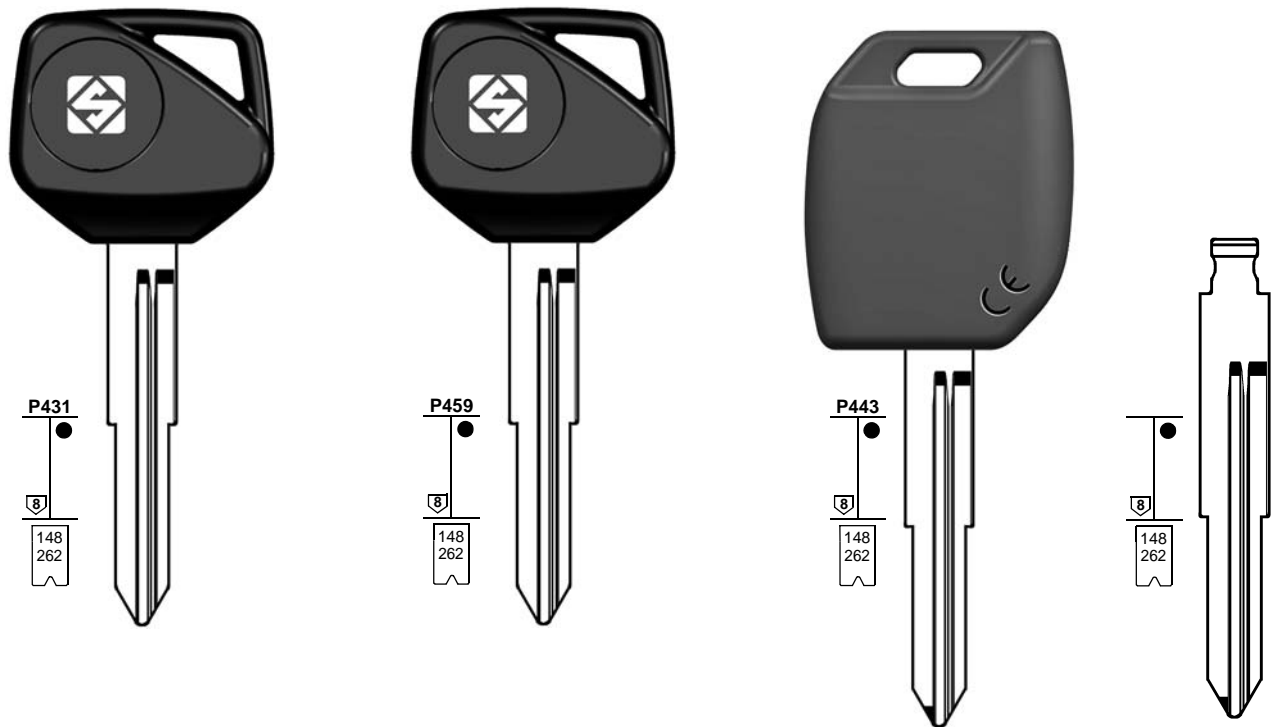
**HON41**  
 ..... 123  
 ..... J00-U39

**HON41P**  
 ..... 123  
 ..... J00-U39

**HON63FP**  
 ..... 1-2-3

FOR:  
PER:

# HONDA


















**HON70T14**  
 ..... 1-2-3  
 ..... 5001-8442

**HON70TE**  
 TE KEY  
 AH ..... 1001-9282  
 AH ..... 1-8154

**HON70MH**  
 MH KEY  
 ..... 1-2-3  
 ..... 5001-8442

**HON70FH**  
 FH FLIP  
 ..... 1-2-3  
 ..... 5001-8442

1	2	2a	3	3a	3b	e1+e2	6	42+71	72	43+44a	12	15
						GTI COMPATIBLE	IGNITION 					
MOTORCYCLE MAKE MODEL	FROM	TO	SILCA REF.	SILCA REF.	SILCA REF.	COPY	GEN.	TRANSP. TYPE	FAST COPY PLUS RW4 PLUS FAST COPY/RW4	FAST COPY PLUS RW4 PLUS	FAST COPY RW4	STP
												

For more info on the uses of motorcycle keys, refer to the Silca Electronic Keys Catalogue: 

HONDA

SH300	2007		ZD24RMH	ZD24RTE	ZD24RFH	Y	Y	PH / CR2	46	Y	P-BOX	
SH50	1997	2004	HON63FP									
SILVER WING	2001	2008	HON70T14					PH / CR2	46			
SILVER WING	2001	2008	HON70MH	HON70TE	HON70FH	Y	Y	PH / CR2	46	Y	P-BOX	
SJ100 BALI	1997		HON63FP									
SJ50 BALI	1994	2001	HON41									
SJ50 BALI	1994	2001	HON41P									
ST1100	1997	2002	HON63FP									
ST1300 Pan-European	2008		HON70T14					PH / CR2	46			
ST1300 Pan-European	2008		HON70MH	HON70TE	HON70FH	Y	Y	PH / CR2	46	Y	P-BOX	
SW-T400	2009		HON70T14					PH / CR2	46			
SW-T400	2009		HON70MH	HON70TE	HON70FH	Y	Y	PH / CR2	46	Y	P-BOX	



FOR:  
PER:

# HONDA

**HON64BP**  
A... 00-A99

**HON64R**  
A... 00-A99

**HON72P**

**HON68BP**  
A... 00-99  
B... 00-99

**HON70T14**  
..... 1-2-3  
.... 5001-8442

**HON70MH**  
..... 1-2-3  
.... 5001-8442

**HON64RBP**  
A... 00-A99

**HON68RBP**  
C... 00-99  
B... 00-99

**HON70TE**  
AH... 1001-9282  
AH... 1-8154  
(head code P459)

FOR:  
PER:

# HONDA

# ITALJET

**HON70FH**  
..... 1-2-3  
.... 5001-8442

**HON31**  
... 121-140  
... 521-540  
... 621-640  
... 721-740  
... 821-840  
... 221-240  
... 421-440  
... 321-340  
C... 00-99  
D... 00-99

**HON31R**  
A... 00-99  
B... 00-99  
... 101-120  
... 201-220  
... 301-320  
... 401-420  
... 501-520  
... 701-720  
... 601-620  
... 801-820

**HON31CP**  
... 121-140  
... 521-540  
... 621-640  
... 721-740  
... 821-840  
... 221-240  
... 421-440  
... 321-340  
C... 00-99  
D... 00-99

**HON31RCP**  
A... 00-99  
B... 00-99  
... 101-120  
... 201-220  
... 301-320  
... 401-420  
... 501-520  
... 701-720  
... 601-620  
... 801-820

**ZD23RCP**  
.... 8001-9554

**ZD16RP**  
.... 8001-9554  
..N... 1-700  
... 1-700

**YH34P**

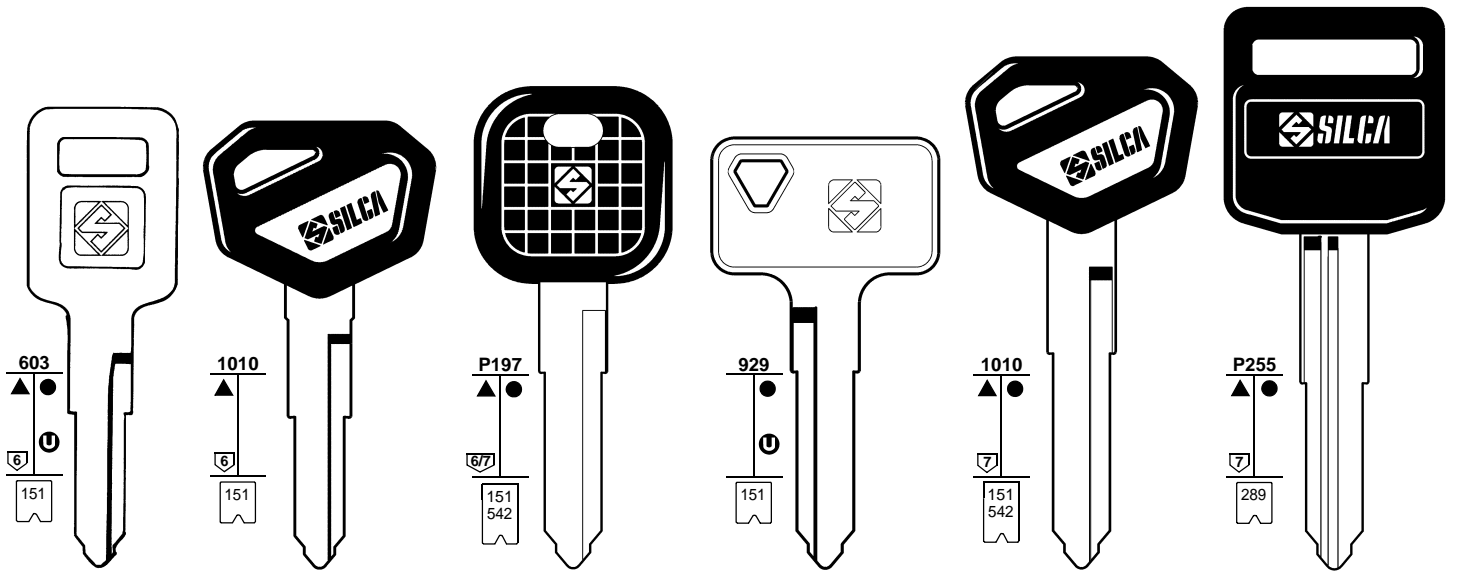
**YH34RP**

Blue head  
Testa blu



FOR:  
PER:

# KAWASAKI



**KW12**  
Z ..... 5001-6000  
Z ..... 5001-6000 (NEW)

**KW12BP**  
Z ..... 5001-6000  
Z ..... 5001-6000 (NEW)

**KW14AP**  
B ..... 1234  
H ..... 1234  
..... 8001-9000  
B ..... 8001-9000

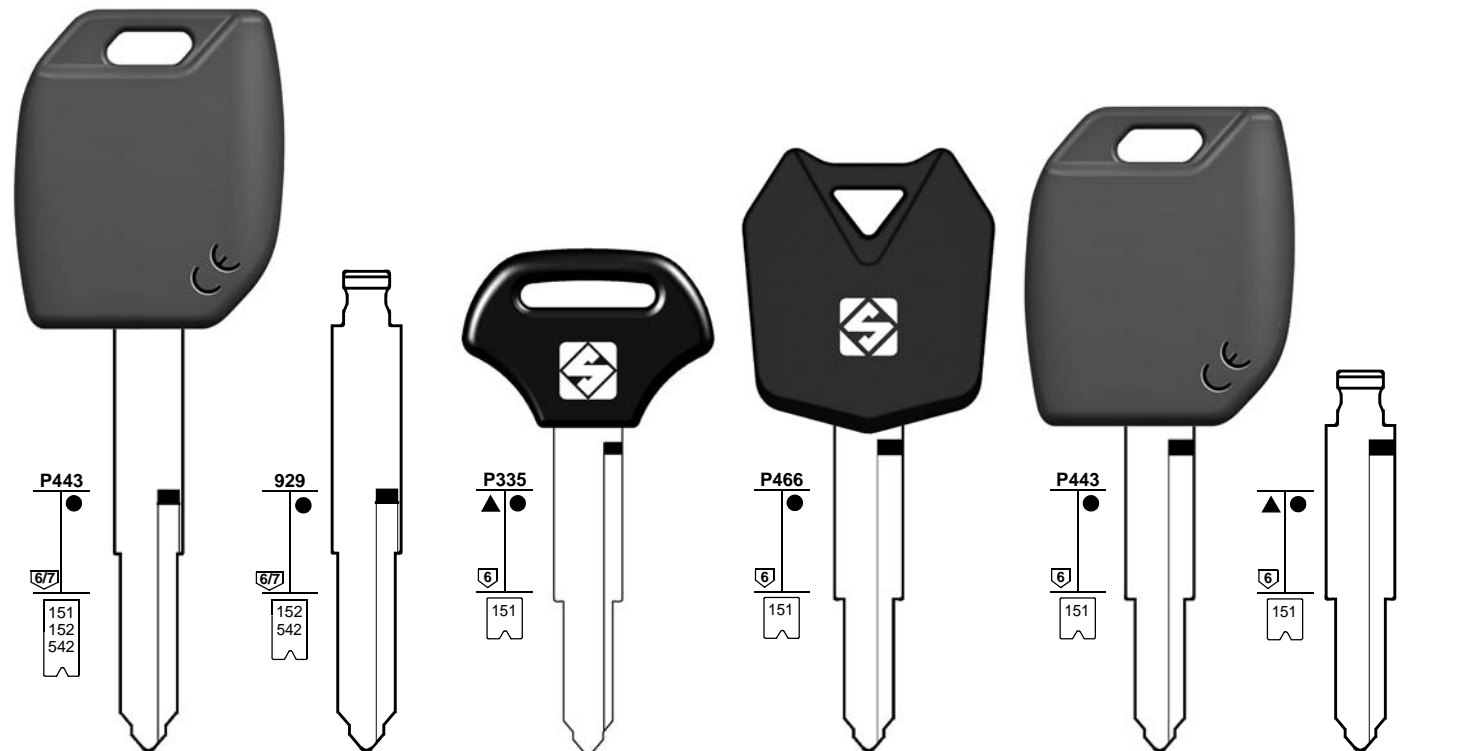
**KW14R**  
B ..... 1234  
H ..... 1234  
..... 8001-9000  
B ..... 8001-9000

**KW15BP**  
B ..... 8001-9000

**SZ14RAP**  
..... 6001-7000  
A ..... 6001-7000

FOR:  
PER:

# KAWASAKI



**KW14MH**  
Z ..... 5001-6000  
..... 8001-9000  
B ..... 8001-9000  
B ..... 1234  
H ..... 1234

**KW14FH**  
B ..... 8001-9000

**KW16CP**  
Z .....  
5001-6000

**KW16TE**  
Z .....  
5001-6000

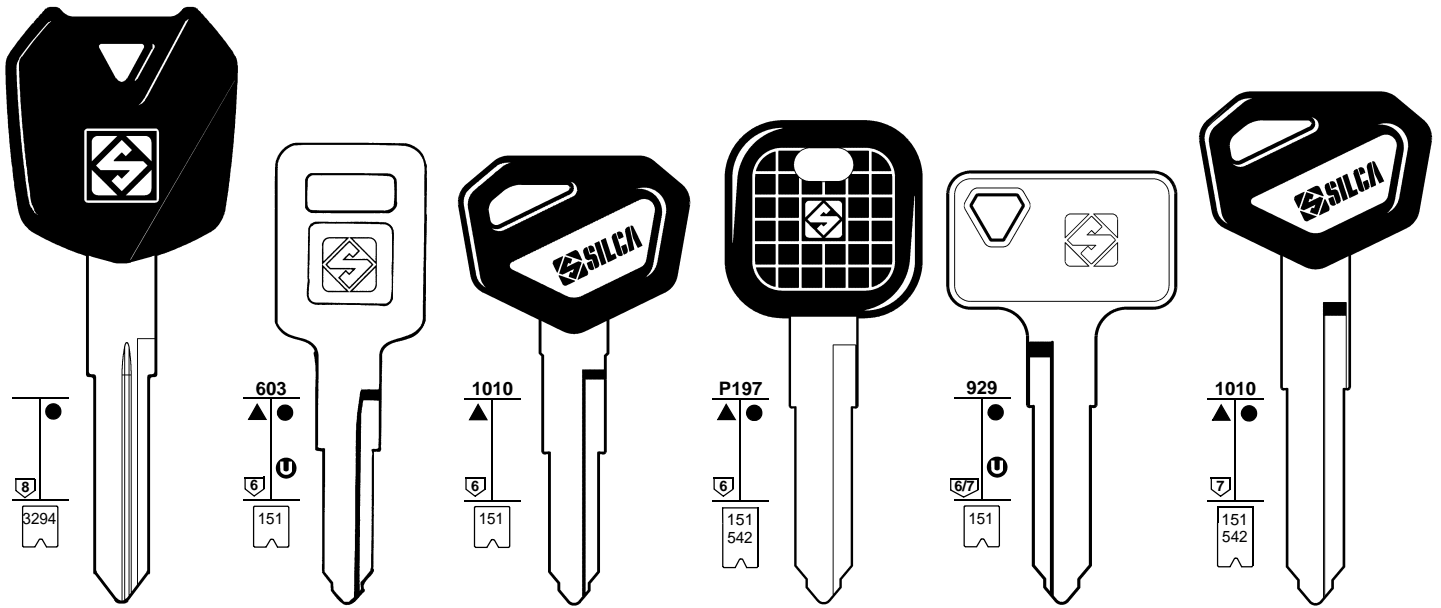
**KW16MH**  
Z ..... 5001-6000  
Z ..... 5001-6000 (NEW)

**KW16FH**  
Z .....  
5001-6000



FOR:  
PER:

# KAWASAKI



**KW18DP**  
..... 123

**KW12**  
Z ..... 5001-6000  
Z ..... 5001-6000 (NEW)

**KW12BP**  
Z ..... 5001-6000  
Z ..... 5001-6000 (NEW)

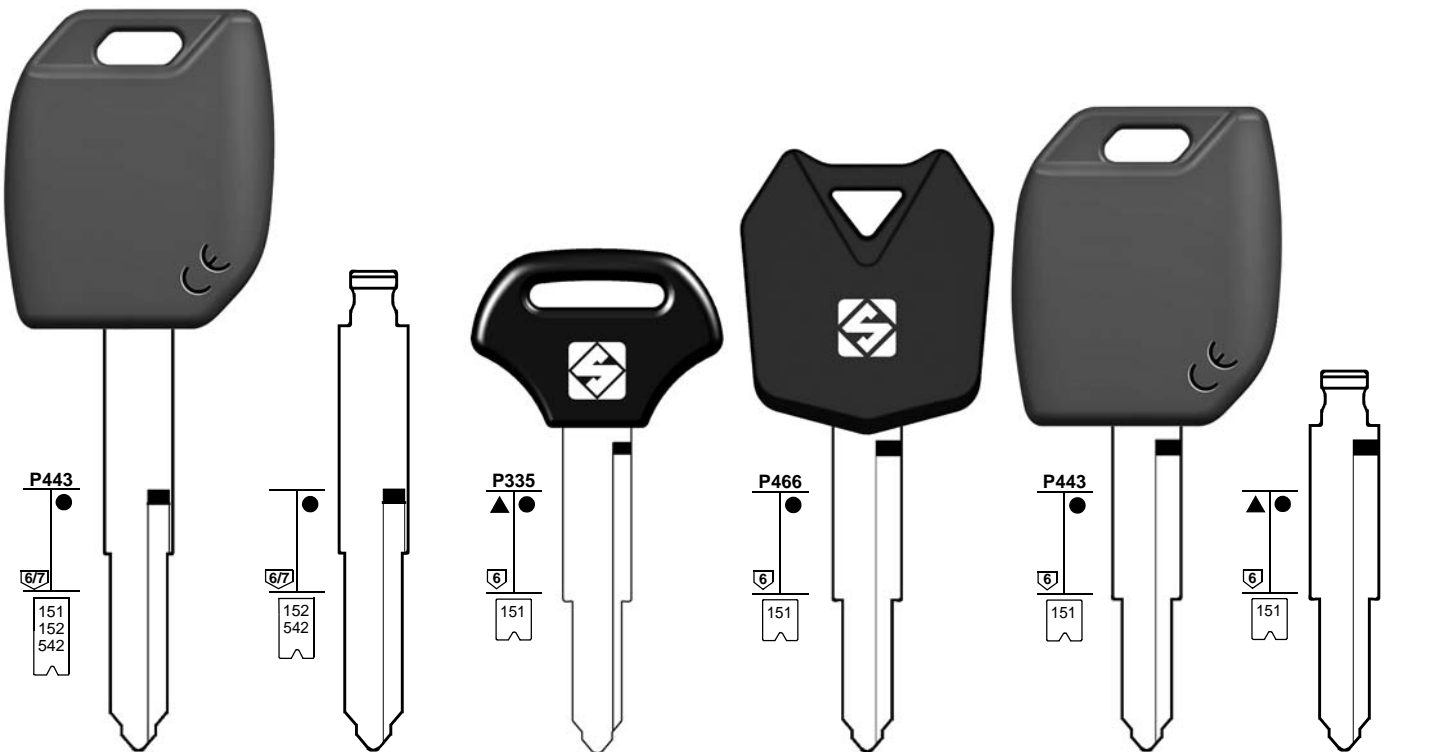
**KW14AP**  
B ..... 1234  
H ..... 1234  
..... 8001-9000  
B ..... 8001-9000

**KW14R**  
B ..... 1234  
H ..... 1234  
..... 8001-9000  
B ..... 8001-9000

**KW15BP**  
B ..... 8001-9000

FOR:  
PER:

# KAWASAKI



**KW14MH**  
Z ..... 5001-6000  
..... 8001-9000  
B ..... 8001-9000  
B ..... 1234  
H ..... 1234
















**KW14FH**  
B ..... 8001-9000

**KW16CP**  
Z .....  
5001-6000

**KW16TE**  
Z .....  
5001-6000

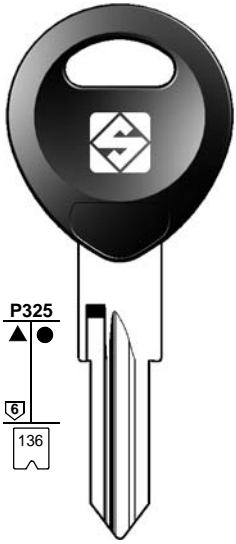
**KW16MH**  
Z ..... 5001-6000  
Z ..... 5001-6000 (NEW)

**KW16FH**  
Z .....  
5001-6000

1	2	2a	3	3a	3b	e1+e2		6	42+71	72	43+44a	12	15
						GTI COMPATIBLE		IGNITION 					
MOTORCYCLE MAKE MODEL	FROM	TO	SILCA REF.	SILCA REF.	SILCA REF.	COPY	GEN.	TRANSP. TYPE	FAST COPY PLUS RW4 PLUS FAST COPY/RW4	FAST COPY PLUS RW4 PLUS	FAST COPY RW4	STP	
													
For more info on the uses of motorcycle keys, refer to the Silca Electronic Keys Catalogue: 													
<b>KAWASAKI</b>													
NINJA 250R	2008		KW18DP										
NINJA 500R	1993	1994	KW15BP										
NINJA 600R	1990	1996	KW12BP										
NINJA 600R	1990	1996	KW12										
NINJA 650	2012							TEX / CR	72				
NINJA 650	2012		KW14MH		KW14FH	Y	Y	TEX / CR	72	Y	P-BOX		
VN1500	1987	2001	KW14R										
VN1500	2002	2003	KW14AP		KW14FH								
VN1600	2003	2008	KW14AP		KW14FH								
VN1700	2009		KW14AP		KW14FH								
VN2000	2004	2010	KW14AP		KW14FH								
VN250	2000	2000	KW14R										
VN400	1999	2000	KW14R										
VN800	1995	2005	KW14R										
ZG1000 CONCOURS	1992	2006	KW12										
ZG1000 CONCOURS	1992	2006	KW12BP										
ZL600 ELIMINATOR	1995	1997	KW12BP										
ZRX1100	1992	2000	KW12										
ZRX1100	1999	2000	KW16CP		KW16FH								
ZRX1100	1999	2000	KW12BP										
ZRX1200	2001	2006	KW16CP		KW16FH								
ZR-7	1999	2005	KW16CP		KW16FH								
ZZR1200	2000	2005	KW16CP		KW16FH								
ZZR1200	2002	2006	KW16MH	KW16TE	KW16FH	Y	Y	TEX / CR	72	Y	P-BOX		
ZZR1400	2007	2011						TEX / CR	72				
ZZR1400	2007	2011	KW16MH	KW16TE	KW16FH	Y	Y	TEX / CR	72	Y	P-BOX		
ZZR1400	2012							TEX / CR	72				
ZZR1400	2012		KW14MH		KW14FH	Y	Y	TEX / CR	72	Y	P-BOX		
ZZR600	1994	2004	KW15BP										
Z1000	2003	2005	KW16CP		KW16FH								
Z1000	2004	2009						TEX / CR	72				
Z1000	2004	2009	KW16MH	KW16TE	KW16FH	Y	Y	TEX / CR	72	Y	P-BOX		
Z1000	2010							TEX / CR	72				
Z1000	2010		KW14MH		KW14FH	Y	Y	TEX / CR	72	Y	P-BOX		
Z500	1991	1998	KW12BP										
Z500	1991	1998	KW12										
Z750	1991	1997	KW12BP										
Z750	1991	1997	KW12										
Z750	1998	2005	KW16CP		KW16FH								
Z750S	2006							TEX / CR	72				
Z750S	2006		KW16MH	KW16TE	KW16FH	Y	Y	TEX / CR	72	Y	P-BOX		
SOME MODELS	1994		KW15BP										
SOME MODELS			KW16CP		KW16FH								

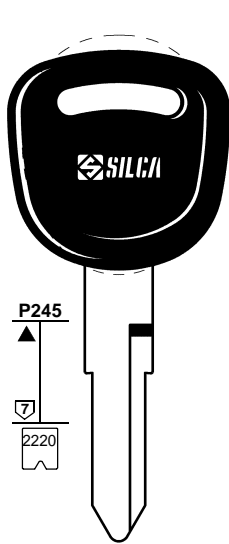
FOR:  
PER:

**KTM**



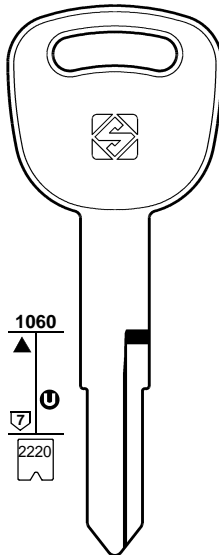
**ZD24RDP**  
 .... 8001-9554  
 .... 1001-2252  
 N... 1-700  
 ... 1-700  
 ..... 1234

**KYMCO**



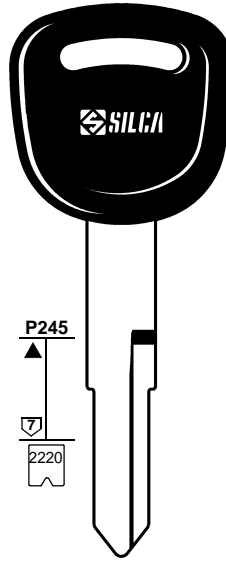
**KYM1P**  
 ..... 1-2-3-4

**KYM1RP**  
 ..... 1-2-3-4

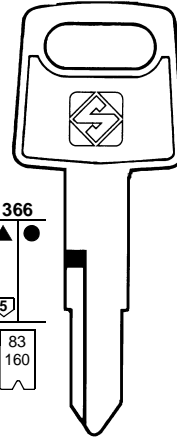


**KYM2**  
 ..... 1-2-3-4

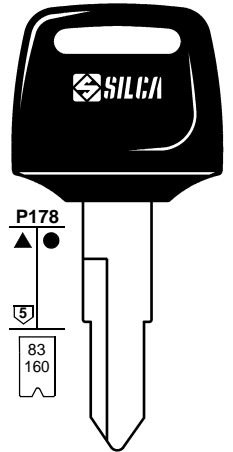
**KYM2R**  
 ..... 1-2-3-4



**KYM2P**  
 ..... 1-2-3-4



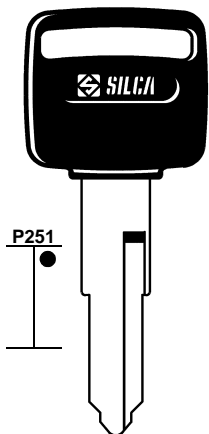
**HON31**  
 ... 121-140  
 ... 521-540  
 ... 621-640  
 ... 721-740  
 ... 821-840  
 ... 221-240  
 ... 421-440  
 ... 321-340  
 C... 00-99  
 D... 00-99



**HON31CP**  
 ... 121-140  
 ... 521-540  
 ... 621-640  
 ... 721-740  
 ... 821-840  
 ... 221-240  
 ... 421-440  
 ... 321-340  
 C... 00-99  
 D... 00-99

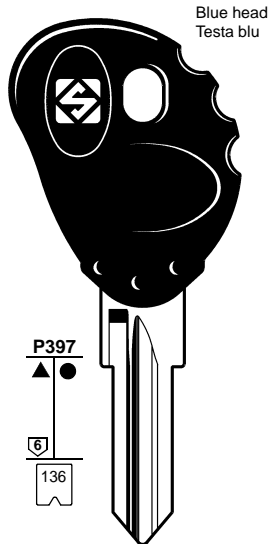
FOR:  
PER:

**LAVERDA**

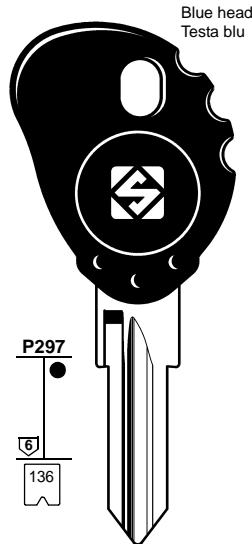


**ZD21P**

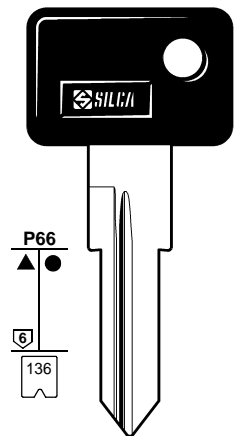
**MALAGUTI**



















**ZD23RCP**  
 .... 8001-9554



**ZD23RT5**  
 .... 8001-9554



**ZD16RP**  
 .... 8001-9554  
 .N... 1-700  
 ... 1-700

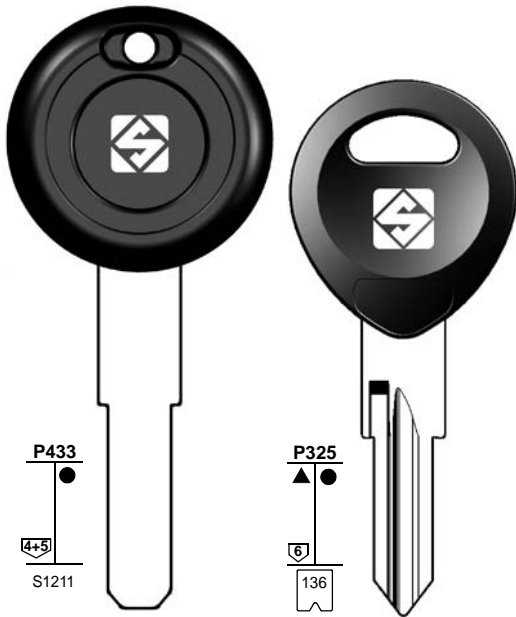
1	2	2a	3	3a	3b	e1+e2	6	42+71	72	43+44a	12	15	
						GTI COMPATIBLE	IGNITION 						
MOTORCYCLE MAKE MODEL	FROM	TO	SILCA REF.	SILCA REF.	SILCA REF.	COPY	GEN.	TRANSP. TYPE	FAST COPY PLUS RW4 PLUS FAST COPY/RW4	FAST COPY PLUS RW4 PLUS	FAST COPY RW4	STP	
													
For more info on the uses of motorcycle keys, refer to the Silca Electronic Keys Catalogue: 													
<b>KTM</b>													
ER-5	2003		ZD24RDP										
<b>KYMCO</b>													
AGILITY	2005		KYM1P										
AGILITY	2005		KYM1RP										
CX50	1997		HON31										
CX50	1997		HON31CP										
DOWNTOWN	2009												
GRANDINK	2001		KYM2P										
HEROISM	1997		KYM1RP										
HEROISM	1997		KYM1P										
KB50	1997		HON31CP										
KB50	1997		HON31										
K1250	1997		HON31										
K1250	1997		HON31CP										
MYROAD	2010												
SNIPER 50DD	1997		HON31										
SNIPER 50DD	1997		HON31CP										
SOME MODELS	1997		KYM2R										
SOME MODELS	1997		KYM2										
SOME MODELS	1997		KYM1RP										
SOME MODELS	1997		KYM1P										
<b>LAVERDA</b>													
PHOENIX	2003		ZD21P										
<b>MALAGUTI</b>													
CENTRO SL	1994		ZD16RP										
CROSSER 50	1994		ZD16RP										
F10 JET	1994		ZD16RP										
F15 FIREFOX	1996		ZD23RCP										
F15 FIREFOX	1996		ZD23RT5				TEMIC	12	Y	Y		S7	
MADISON	2003		ZD23RCP										
PHANTOM F12	1994		ZD16RP										
<b>MBK</b>													
BOOSTER	1995	1997	ZD16RP see picture on page 414										
BOOSTER	1997	2004	ZD23RT5 see picture on page 414				TEMIC	12	Y	Y			
BOOSTER	1998	1999	ZD24RDP see picture on page 414										
BOOSTER	1999	2004	ZD24RT5 see picture on page 414		ZD24RFH see picture on page 414		TEMIC	12	Y	Y			
EVOLIS	1995	1998	ZD16RP see picture on page 414										
FORTE	1995		ZD16RP see picture on page 414										
KILIBRE	2003	2004	ZD24RDP see picture on page 414										
NEW SORRISO	1995		ZD16RP see picture on page 414										
OVETTO	1998	2004	ZD24RDP see picture on page 414										
OVETTO	1998	2004	ZD23RT5 see picture on page 414				TEMIC	12	Y	Y			



FOR:  
PER:

# MOTO GUZZI

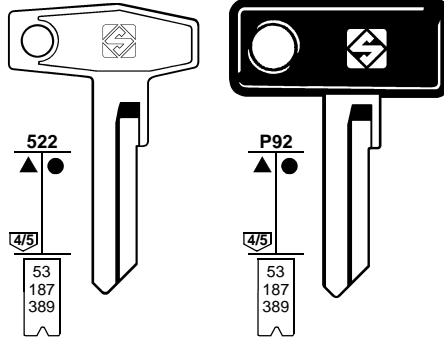
# MZ



**ZD30T5**  
Z . . . . . 2001-9416

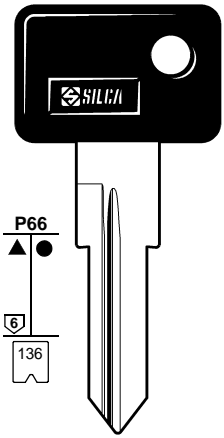


**ZD24RDP**



**ZD9**  
E . . . . . 1-500  
E . . . . . 501-710  
. . . . . 1-1625  
. . . . . 9001-9500  
. . . . . 5001-6278

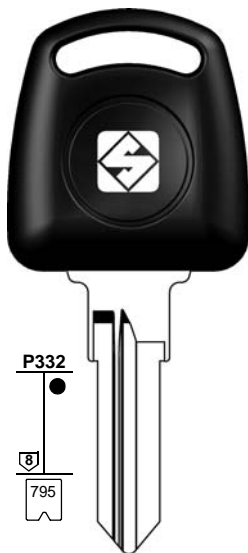
**ZD9P**  
E . . . . . 1-500  
E . . . . . 501-710  
. . . . . 1-1625  
. . . . . 9001-9500  
. . . . . 5001-6278



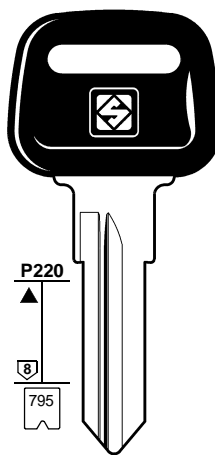
**ZD16RP**  
. . . . . 8001-9554  
. N . . . . . 1-700  
. . . . . 1-700

FOR:  
PER:

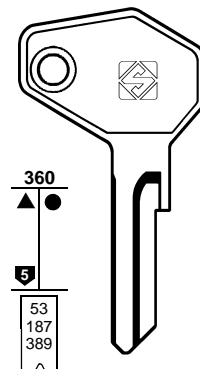
# PEUGEOT



















**NE74T5**  
CP . . . . . 1-2-3-4



**NE74P**  
CP . . . . . 1-2-3-4




**ZD7**  
. . . . . 9001-9500  
E . . . . . 501-710  
E . . . . . 1-500  
. . . . . 1-1625

1	2	2a	3	3a	3b	e1+e2	6	42+71	72	43+44a	12	15	
						GTI COMPATIBLE	IGNITION 						
MOTORCYCLE MAKE MODEL	FROM	TO	SILCA REF.	SILCA REF.	SILCA REF.	COPY	GEN.	TRANSP. TYPE	FAST COPY PLUS RW4 PLUS FAST COPY/RW4	FAST COPY PLUS RW4 PLUS	FAST COPY RW4	STP	
													
For more info on the uses of motorcycle keys, refer to the Silca Electronic Keys Catalogue: 													
<b>MOTO GUZZI</b>													
350 NEVADA	1994	2002	ZD9P										
350 NEVADA	1994	2002	ZD9										
750 NEVADA	1994	2002	ZD9P										
750 NEVADA	1994	2002	ZD9										
BELLAGIO	2006		ZD30T5					TEMIC	12	Y	Y		
BREVA	2003	2011	ZD24RDP										
CALIFORNIA EV	2003	2006	ZD24RDP										
GRISO	2006		ZD30T5					TEMIC	12	Y	Y		
NORGE	2006		ZD30T5					TEMIC	12	Y	Y		
STELVIO	2007		ZD30T5					TEMIC	12	Y	Y		
V11	2003	2006	ZD24RDP										
<b>MOTO MORINI</b>													
CORSARO 1200	2006												
<b>MV AUGUSTA</b>													
CRC BRUTALE S	2004												
<b>MZ</b>													
TOUR	1994		ZD16RP										
SOME MODEL	1994		ZD16RP										
<b>PEUGEOT</b>													
Alisè	1998		NE74T5					TEMIC	11	Y	Y	T-F	S8
BUXY	1994	1997	ZD7										
ELISEO	1998		NE74T5					TEMIC	11	Y	Y	T-F	S8
ELYSTAR	2002		NE74T5					TEMIC	11	Y	Y	T-F	S8
FOX	1994	1998	ZD7										
GÉOPOLIS	2006		NE74T5					TEMIC	11	Y	Y	T-F	S8
JET FORCE	2003		NE74T5					TEMIC	11	Y	Y	T-F	S8
LOOXOR	2001		NE74P										
LOOXOR	2001		NE74T5					TEMIC	11	Y	Y	T-F	S8
LUDIX	2004		NE74P										
SPEEDAKE	1995	1997	ZD7										
SPEEDFIGHT	1997		NE74T5					TEMIC	11	Y	Y	T-F	S8
SPEEDFIGHT	1997		NE74P										
SQUAB	1995	1997	ZD7										
SQUAB	1997		NE74P										
SV	1996		NE74T5					TEMIC	11	Y	Y	T-F	S8
SV GEO	1991	1995	NE74P										
TREKKER	1998		NE74P										
VIVACITY	1999		NE74P										
VIVACITY	1999		NE74T5					TEMIC	11	Y	Y	T-F	S8
X-FIGHT	2001		NE74T5					TEMIC	11	Y	Y	T-F	S8
X-RACE	2003		NE74P										
ZENITH	1994	1996	ZD7										
SOME MODELS	1997		NE74P										

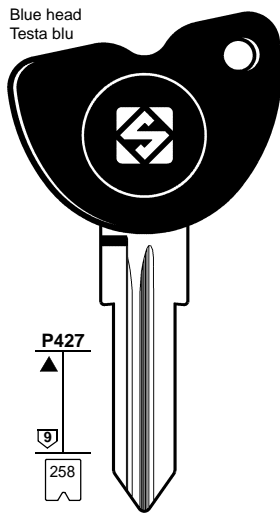
FOR:  
PER:

# PIAGGIO



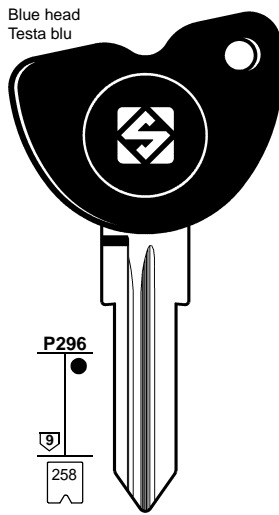
**GT15RP**  
W . . . . 0001-9640

TRW SIPEA

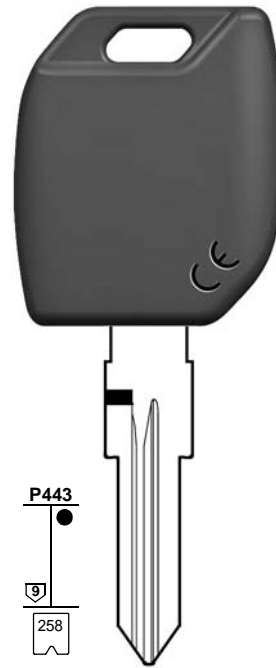


**GT15RDP**  
W . . . . 0001-9640  
..... 123

TRW SIPEA

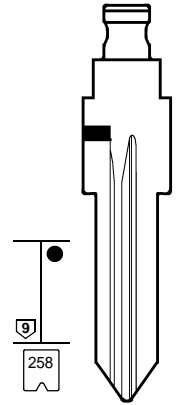


**GT15RDT5**  
W . . . .  
0001-9640



**GT15RMH**  
W . . . . 0001-9640

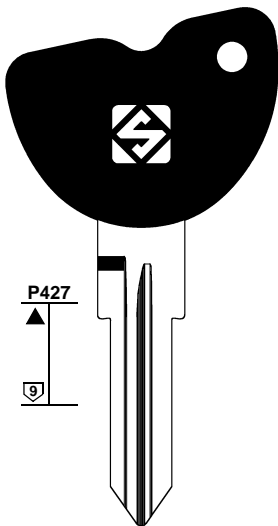
TRW SIPEA



**GT15RFH**  
W . . . . 0001-9640

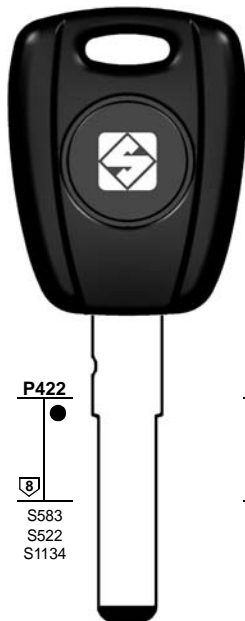
FOR:  
PER:

# PIAGGIO



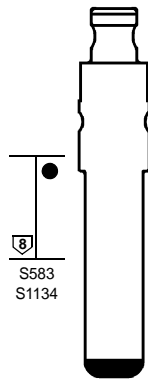
**GT20RDP**  
W . . . . 1-9640

GIOBERT - TRW SIPEA

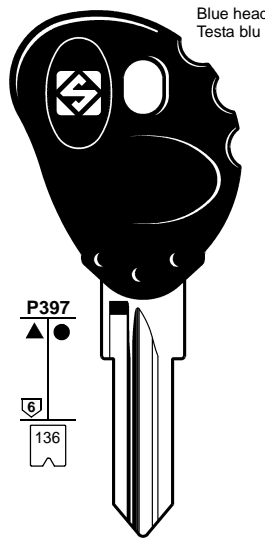


**SIP22T5**  
DE . . . .  
1-11210

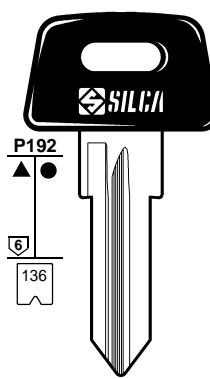
GIOBERT - TRW SIPEA



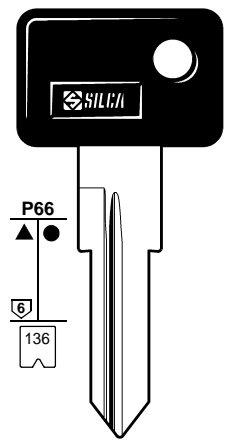
**SIP22FH**  
DE . . . . 1-11210



**ZD23RCP**  
..... 8001-9554



**ZD17RAP**  
..... 8001-9554



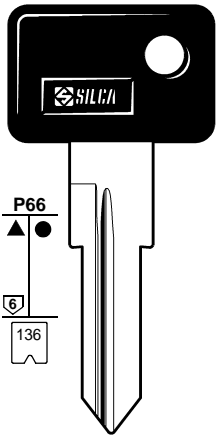
**ZD16RP**  
..... 8001-9554  
.N . . . . 1-700  
... 1-700



FOR:  
PER:

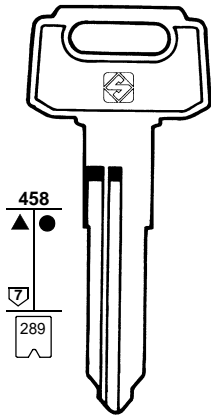
# RIZZATO

# SUZUKI



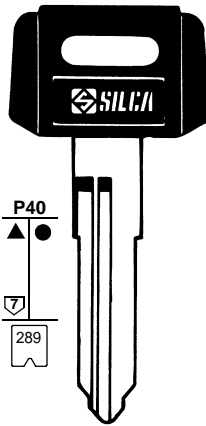
**ZD16RP**

... 8001-9554  
.N ... 1-700  
... 1-700



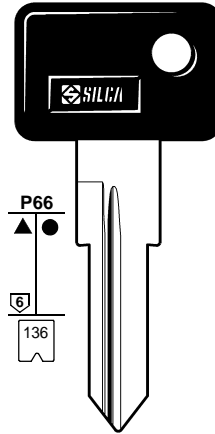
**SZ10R**

... 6001-7000



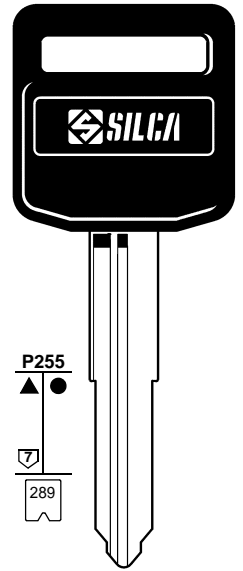
**SZ10RP**

... 6001-7000



**ZD16RP**

... 8001-9554  
.N ... 1-700  
... 1-700

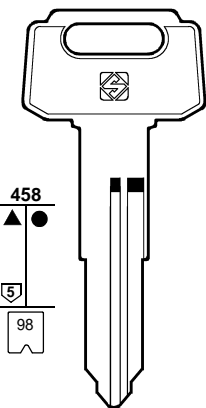


**SZ14RAP**

... 6001-7000  
A ... 6001-7000

FOR:  
PER:

# SUZUKI



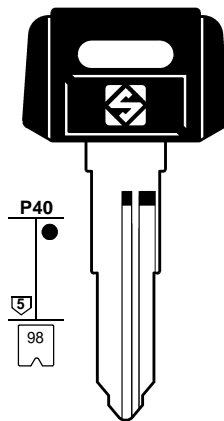
**YH29**

D ... 32010-79897  
D ... 1234



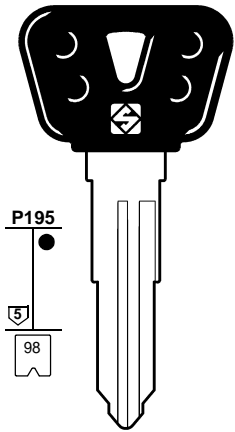
**YH30**

E ... 32010-79897  
E ... 1234  
F ... 32010-79897  
F ... 1234



**YH29P**

D ... 32010-79897  
D ... 1234



**YH30BP**

E ... 32010-79897  
E ... 1234  
F ... 32010-79897  
F ... 1234

**YH29R**

C ... 32010-79897  
C ... 1234

**YH30R**

E ... 32010-79897  
E ... 1234

**YH29RP**

C ... 32010-79897  
C ... 1234  
E ... 32010-79897  
E ... 1234

**YH30RBP**

E ... 32010-79897  
E ... 1234



FOR:  
PER:

# SUZUKI

Technical drawings of six Suzuki keys, each with a profile view and a cross-section view showing the bitting. The keys are: SZ10R, SZ10RP, SZ14RAP, SZ17RMH, SZ17RTE, and SZ17RFH. Each drawing includes a pinning diagram with labels like P48, P40, P255, P443, P464, and 5/7, and a notch width of 289.

**SZ10R**  
..... 6001-7000

**SZ10RP**  
..... 6001-7000

**SZ14RAP**  
..... 6001-7000  
A ..... 6001-7000

**SZ17RMH**  
A ..... 301-500  
S ..... 6001-7000

**SZ17RTE**  
A ..... 301-500  
S ..... 6001-7000

**SZ17RFH**  
A ..... 301-500  
S ..... 6001-7000

FOR:  
PER:

# SUZUKI

Technical drawings of four Suzuki keys: ZD16RP, ZD24RDP, YH30, and YH30BP. Each drawing includes a profile view and a cross-section view showing the bitting. The keys are: ZD16RP, ZD24RDP, YH30, and YH30BP. Each drawing includes a pinning diagram with labels like P66, P325, 458, and P195, and notch widths of 136 or 98.

**ZD16RP**  
..... 8001-9554  
N ..... 1-700  
... 1-700






















**ZD24RDP**  
..... 8001-9554  
..... 1001-2252  
N ..... 1-700  
... 1-700  
..... 1234

**YH30**  
E ..... 32010-79897  
E ..... 1234  
F ..... 32010-79897  
F ..... 1234

**YH30BP**  
E ..... 32010-79897  
E ..... 1234  
F ..... 32010-79897  
F ..... 1234

**YH30R**  
E ..... 32010-79897  
E ..... 1234

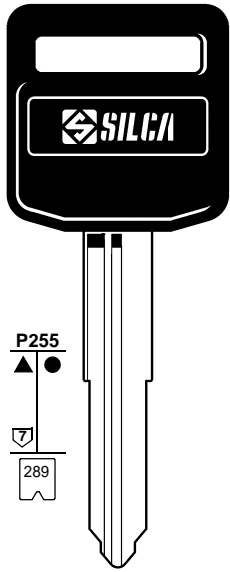
**YH30RBP**  
E ..... 32010-79897  
E ..... 1234

1	2	2a	3	3a	3b	e1+e2		6	42+71	72	43+44a	12	15
						GTI COMPATIBLE		IGNITION   					
MOTORCYCLE MAKE MODEL	FROM	TO	SILCA REF.	SILCA REF.	SILCA REF.	COPY	GEN.	TRANSP. TYPE	FAST COPY PLUS RW4 PLUS FAST COPY/RW4	FAST COPY PLUS RW4 PLUS	FAST COPY RW4	STP	
													
For more info on the uses of motorcycle keys, refer to the Silca Electronic Keys Catalogue:    													
<b>SUZUKI</b>													
GSF BANDIT	2007		SZ17RMH	SZ17RTE	SZ17RFH	Y	Y	TEX / CR	71	Y	P-BOX		
GSF400	1991	1993	SZ10R										
GSF400	1991	1993	SZ10RP										
GSF600	1996	2004	SZ14RAP										
GSR600	2007							TEX / CR	71				
GSR600	2007		SZ17RMH	SZ17RTE	SZ17RFH	Y	Y	TEX / CR	71	Y	P-BOX		
GSX KATANA	1997		ZD16RP										
GSX-R1000	2001	2006	SZ14RAP										
GSX-R1000	2006							TEX / CR	71				
GSX-R1000	2006		SZ17RMH	SZ17RTE	SZ17RFH	Y	Y	TEX / CR	71	Y	P-BOX		
GSX-R1100	1995	1998	SZ14RAP										
GSX-R600	1997	2006	SZ14RAP										
GSX-R600	2006							TEX / CR	71				
GSX-R600	2006		SZ17RMH	SZ17RTE	SZ17RFH	Y	Y	TEX / CR	71	Y	P-BOX		
GSX-R750	1997	2006	SZ14RAP										
GSX-R750	2006							TEX / CR	71				
GSX-R750	2006		SZ17RMH	SZ17RTE	SZ17RFH	Y	Y	TEX / CR	71	Y	P-BOX		
GSX1200	1999	2000	SZ14RAP										
GSX1300 HAYABUSA	1999	2006	SZ14RAP										
GSX1300 HAYABUSA	2007							TEX / CR	71				
GSX1300 HAYABUSA	2007		SZ17RMH	SZ17RTE	SZ17RFH	Y	Y	TEX / CR	71	Y	P-BOX		
GSX1400	2002	2005	SZ14RAP										
GSX600	1998	2006	SZ14RAP										
GSX650	2008		SZ14RAP										
GSX750	1988	2006	SZ14RAP										
GS500	1995	2003	SZ10RP										
GS500	2004		SZ14RAP										
GZ125	1998		SZ14RAP										
KATANA R	2004		ZD24RDP										
LS650	1995	2009	YH30BP										
LS650	1995	2009	YH30R										
LS650	1995	2009	YH30										
LS650	1995	2009	YH30RBP										
MARAUDER GZ250	2004		SZ14RAP										
MARAUDER VZ1600	2004		SZ14RAP										
RF600R	1993	1997	SZ10RP										
RF600R	1993	1997	SZ10R										
RF900R	1994	1998	SZ10RP										
RF900R	1994	1998	SZ10R										
RG125	1995	1999	SZ10R										
RG125	1995	1999	SZ10RP										
RV125	2003		SZ14RAP										
SV1000	2003	2007	SZ14RAP										
SV650	2004		SZ14RAP										
SV750	2004		SZ14RAP										
TL1000	1997	2002	SZ14RAP										

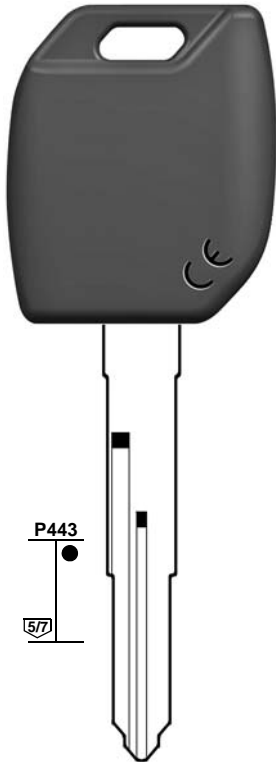


FOR:  
PER:

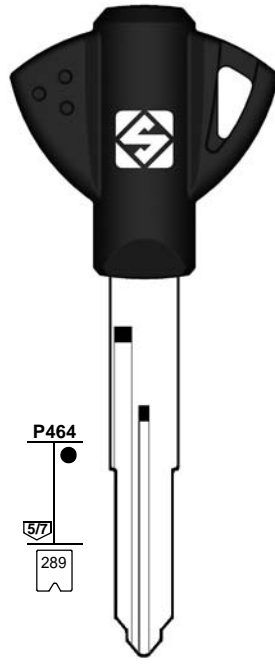
# SUZUKI



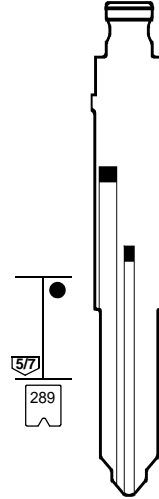
**SZ14RAP**  
... 6001-7000  
A ... 6001-7000



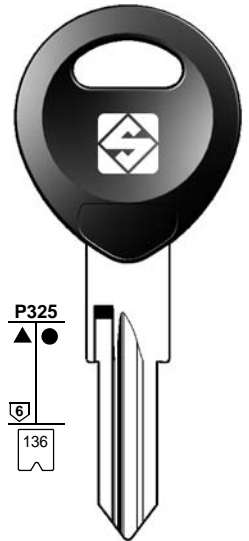
**SZ17RMH**  
A ... 301-500  
S ... 6001-7000



**SZ17RTE**  
A ... 301-500  
S ... 6001-7000



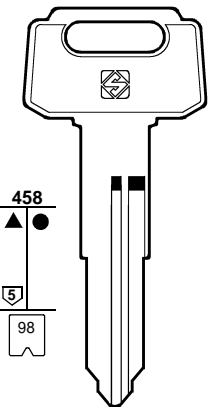
**SZ17RFH**  
A ... 301-500  
S ... 6001-7000



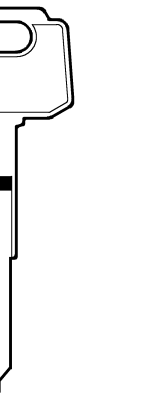
**ZD24RDP**  
... 8001-9554  
... 1001-2252  
N ... 1-700  
... 1-700  
... 1234

FOR:  
PER:

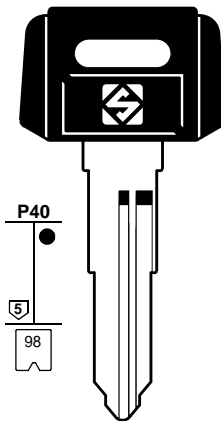
# SUZUKI



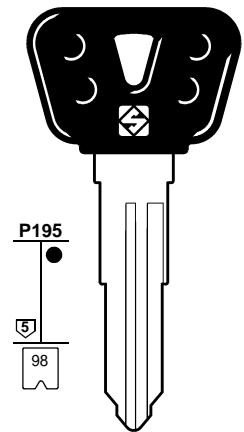
**YH29**  
D ... 32010-79897  
D ... 1234



**YH30**  
E ... 32010-79897  
E ... 1234  
F ... 32010-79897  
F ... 1234



**YH29P**  
D ... 32010-79897  
D ... 1234



**YH30BP**  
E ... 32010-79897  
E ... 1234  
F ... 32010-79897  
F ... 1234

**YH29R**  
C ... 32010-79897  
C ... 1234

**YH30R**  
E ... 32010-79897  
E ... 1234

**YH29RP**  
C ... 32010-79897  
C ... 1234  
E ... 32010-79897  
E ... 1234

**YH30RBP**  
E ... 32010-79897  
E ... 1234



FOR:  
PER:

# TRIUMPH

Blue head  
Testa blu

**ZD24RDP**  
 ... 8001-9554  
 ... 1001-2252  
 N ... 1-700  
 ... 1-700  
 ..... 1234

**ZD24RTE** TE KEY  
 ... 8001-9554  
 ... 1-700  
 N ... 1-700

**ZD24RMH** MH KEY  
 ... 8001-9554  
 ... 1-700  
 N ... 1-700

**ZD24RFH** FH FLIP  
 ... 8001-9554  
 ... 1-700  
 N ... 1-700  
 ... 1234  
 ... 1001-2252

FOR:  
PER:

# YAMAHA

Blue head  
Testa blu

**YH35RAT22** Y  
 A ... 7001-8500  
 B ... 7001-8000  
 C ... 7001-8000

**ZD16RP**  
 ... 8001-9554  
 .N ... 1-700  
 ... 1-700

**ZD24RDP**  
 ... 8001-9554  
 ... 1001-2252  
 N ... 1-700  
 ... 1-700  
 ..... 1234

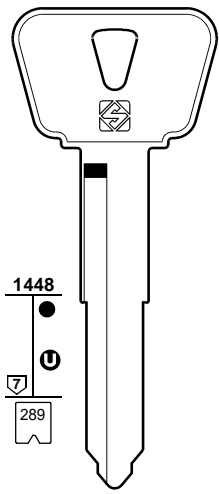
**ZD24RT5** Y  
 ... 8001-9554  
 ... 1001-2252  
 N ... 1-700  
 ... 1-700

**ZD24RFH** FH FLIP  
 ... 8001-9554  
 ... 1001-2252  
 N ... 1-700  
 ... 1-700  
 ..... 1234



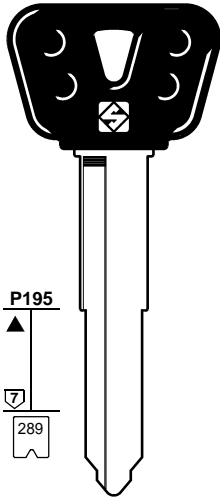
FOR:  
PER:

# YAMAHA



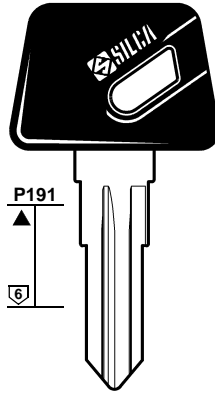
**YH35R**

A . . . . 7001-8500  
B . . . . 7001-8000  
C . . . . 7001-8000



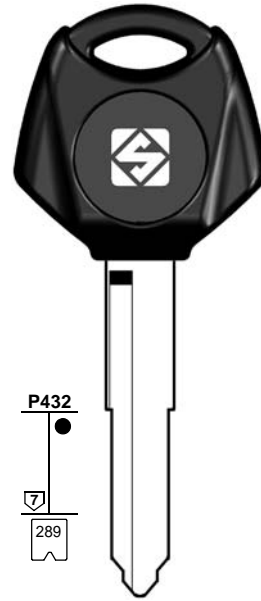
**YH35RBP**

A . . . . 7001-8500  
B . . . . 7001-8000  
C . . . . 7001-8000



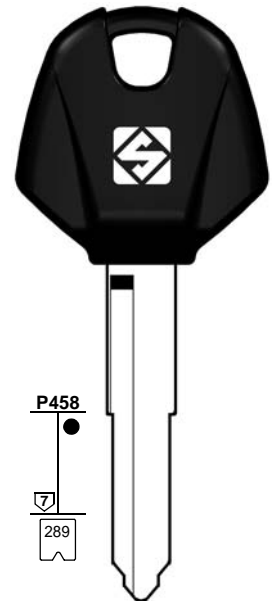
**YH34P**

**YH34RP**



**YH35RAT22**

A . . . . 7001-8500  
B . . . . 7001-8000  
C . . . . 7001-8000

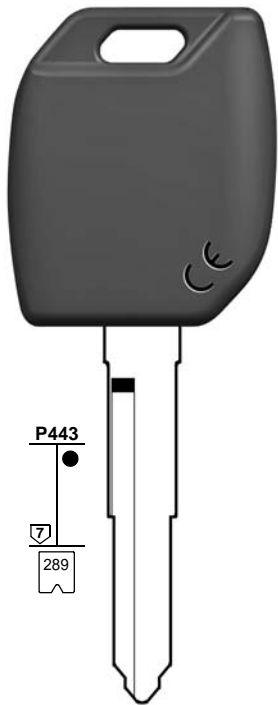


**YH35RATE**

A . . . . 7001-8500  
B . . . . 7001-8000  
C . . . . 7001-8000

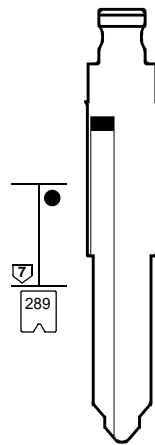
FOR:  
PER:

# YAMAHA



**YH35RMH**

A . . . . 7001-8500  
B . . . . 7001-8000  
C . . . . 7001-8000



**YH35RFH**

A . . . . 7001-8500  
B . . . . 7001-8000  
C . . . . 7001-8000



**ZD24RDP**

. . . . 8001-9554  
. . . . 1001-2252  
N . . . . 1-700  
. . . . 1-700  
. . . . . 1234

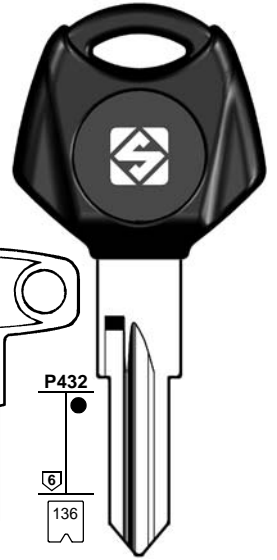
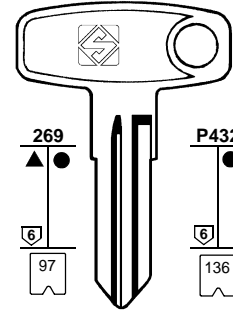
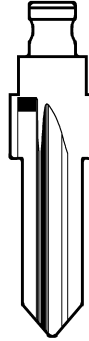
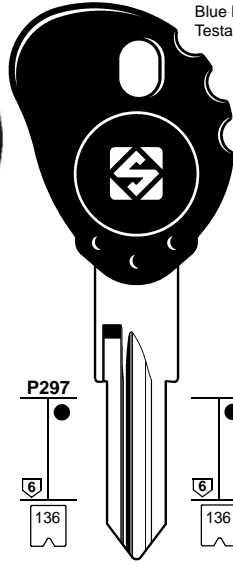
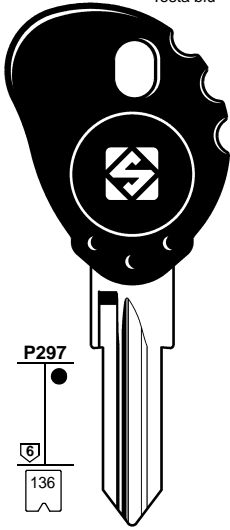
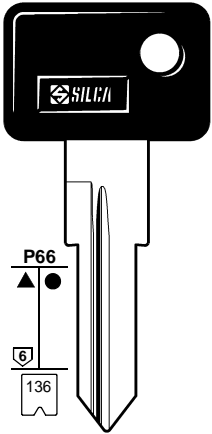


FOR:  
PER:

# YAMAHA

Blue head  
Testa blu

Blue head  
Testa blu



**ZD16RP**  
... 8001-9554  
N ... 1-700  
... 1-700



**ZD23RT5**  
... 8001-9554



**ZD24RDP**  
... 8001-9554  
... 1001-2252  
N ... 1-700  
... 1-700  
... 1234



**ZD24RT5**  
... 8001-9554  
... 1001-2252  
N ... 1-700  
... 1-700



**ZD24RFH**  
... 1-700  
N ... 1-700  
... 1234  
... 1001-2252



**YH14**  
... 4851-4900  
... 4251-4300  
... 3801-3850



**ZD24RAT22**  
... 8001-9554

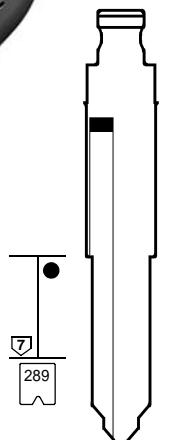

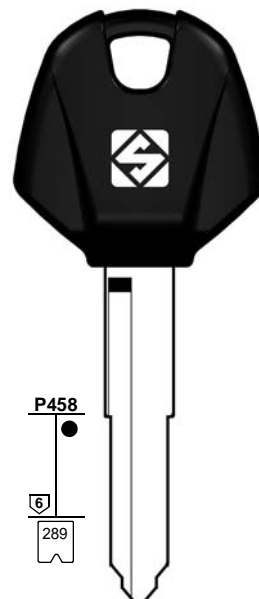
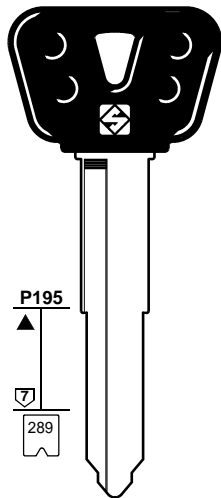
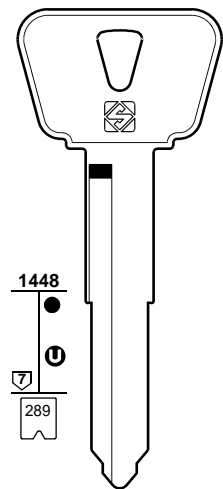


**ZD24RTE**  
... 8001-9554  
N ... 1-700  
... 1-700

(head code P459)

FOR:  
PER:

# YAMAHA



**YH35R**  
A ... 7001-8500  
B ... 7001-8000  
C ... 7001-8000

**YH35RBP**  
A ... 7001-8500  
B ... 7001-8000  
C ... 7001-8000

**YH35RAT22**  
A ... 7001-8500  
B ... 7001-8000  
C ... 7001-8000

**YH35RATE**  
A ... 7001-8500  
B ... 7001-8000  
C ... 7001-8000

**YH35RMH**  
A ... 7001-8500  
B ... 7001-8000  
C ... 7001-8000

**YH35RFH**  
A ... 7001-8500  
B ... 7001-8000  
C ... 7001-8000

1	2	2a	3	3a	3b	e1+e2		6	42+71	72	43+44a	12	15
						GTI COMPATIBLE		IGNITION					
MOTORCYCLE MAKE MODEL	FROM	TO	SILCA REF.	SILCA REF.	SILCA REF.	COPY	GEN.	TRANSP. TYPE	FAST COPY PLUS RW4 PLUS FAST COPY/RW4	FAST COPY PLUS RW4 PLUS	FAST COPY RW4	STP	
For more info on the uses of motorcycle keys, refer to the Silca Electronic Keys Catalogue:													
<b>YAMAHA</b>													
Neos	1998		ZD24RT5		ZD24RFH			MEG	13	Y	Y		
SPY	1995		ZD16RP										
TDM	1996	2001	YH35R										
TDM	1996	2001	YH35RBP										
TDM600	2005		YH35RAT22					TEX / CR	69				S12
TDM600	2005		YH35RMH	YH35RATE	YH35RFH	Y	Y	TEX / CR	69	Y	P-BOX		
TDM850	1995	2001	YH35RBP										
TDM850	1995	2001	YH35R										
T-MAX 500	2005	2012	YH35RAT22					TEX / CR	69				S12
T-MAX 500	2005	2012	YH35RMH	YH35RATE	YH35RFH	Y	Y	TEX / CR	69	Y	P-BOX		
TRX850	1995	1999	YH35R										
TRX850	1995	1999	YH35RBP										
TT350	1995		YH14										
Versity 300	2003	2006	ZD24RDP										
XJR 1300	2004		YH35RAT22					TEX / CR	69				S12
XJR 1300	2004		YH35RMH	YH35RATE	YH35RFH	Y	Y	TEX / CR	69	Y	P-BOX		
X-MAX 125	2006		ZD24RAT22					TEX / CR	69				S12
X-MAX 125	2006		ZD24RMH <small>see picture on page 410</small>	ZD24RTE	ZD24RFH	Y	Y	TEX / CR	69	Y	P-BOX		
X-MAX 250	2005		ZD23RT5					TEMIC	12	Y	Y		
XTR	2004		YH35RAT22					TEX / CR	69				S12
XTR	2004		YH35RMH	YH35RATE	YH35RFH	Y	Y	TEX / CR	69	Y	P-BOX		
XTX	2004		YH35RAT22					TEX / CR	69				S12
XTX	2004		YH35RMH	YH35RATE	YH35RFH	Y	Y	TEX / CR	69	Y	P-BOX		
XTZ660	1996	1998	YH35R										
XTZ660	1996	1998	YH35RBP										
XT1200Z Super Ténéré	2010		YH35RAT22					TEX / CR	69				S12
XT1200Z Super Ténéré	2010		YH35RMH	YH35RATE	YH35RFH	Y	Y	TEX / CR	69	Y	P-BOX		
XT600E	1994	2003	YH35RBP										
XT600E	1994	2003	YH35R										
XT660Z Ténéré	2008		YH35RAT22					TEX / CR	69				S12
XT660Z Ténéré	2008		YH35RMH	YH35RATE	YH35RFH	Y	Y	TEX / CR	69	Y	P-BOX		
XVS1100 DragStar	1998	2003	YH35RBP										
XVS1100 DragStar	1998	2003	YH35R										
XVS1100A DragStar	2004		YH35RAT22					TEX / CR	69				S12
XVS1100A DragStar	2004		YH35RMH	YH35RATE	YH35RFH	Y	Y	TEX / CR	69	Y	P-BOX		
XVS650 DragStar	1996	2003	YH35R										
XVS650 DragStar	1996	2003	YH35RBP										
XVS650A DragStar	2004	2006	YH35RAT22					TEX / CR	69				S12
XVS650A DragStar	2004	2006	YH35RMH	YH35RATE	YH35RFH	Y	Y	TEX / CR	69	Y	P-BOX		
XVZ1300	1996	2002	YH35RBP										
XVZ1300	1996	2002	YH35R										
YP250 Majestic	1996		YH35RBP										
YP250 Majestic	1996		YH35R										
YZF-R1	2005		YH35RAT22					TEX / CR	69				S12
YZF-R1	2005		YH35RMH	YH35RATE	YH35RFH	Y	Y	TEX / CR	69	Y	P-BOX		
YZF-R6	2003		YH35RAT22					TEX / CR	69				S12
YZF-R6	2003		YH35RMH	YH35RATE	YH35RFH	Y	Y	TEX / CR	69	Y	P-BOX		
YZF1000	1996	2003	YH35RBP										
YZF1000	1996	2003	YH35R										
YZF600	1994	2005	YH35R										
YZF600	1994	2005	YH35RBP										
SOME MODELS	1995		YH35R										
SOME MODELS	1995		YH35RBP										
SOME MODELS	1995		YH35										
SOME MODELS	2010		YH37RBP										



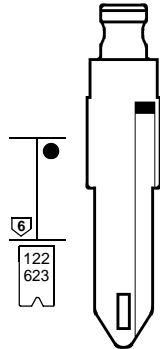
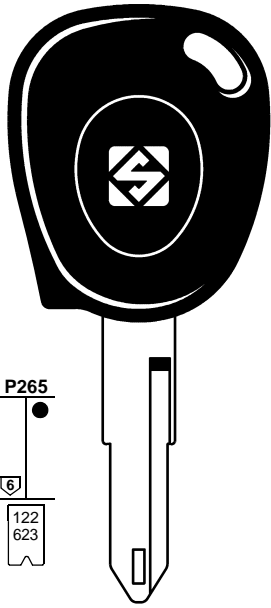
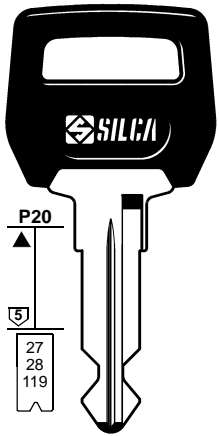




Truck keys guide  
Guida chiavi camion  
Marktführer für LKW Schlüssel  
Guide clés pour camions  
Guía llaves para camiones  
Guia chaves para camiões

FOR:  
PER:

### DAF



**NE92P**

- ..... A/Z BCDE
- ..... A/Z BDEGHJ
- 1/9 ..... A/Z BDEGHJ
- 1/9 ..... BDEGHJ
- 1/9 ..... A/Z BDEGHJ
- 1/9 ..... A/Z EMNPR
- 1/9 ..... A/Z EMNPR

VALEO



**NE73T6**

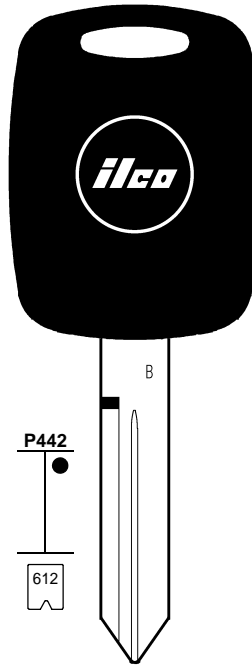
- ..... 0/90/9 MNPRS

VALEO



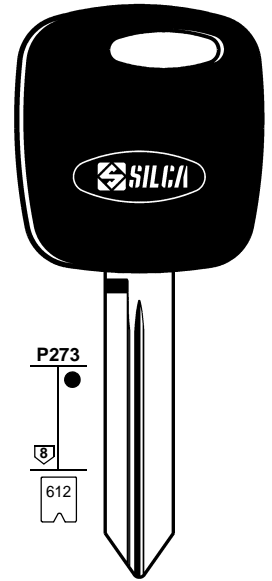
**NE73FH**

- ..... MNPRS



**H72-EK3**

- ..... X
- 1-1706



**FO38RT3**

- ..... X
- 0001-1706

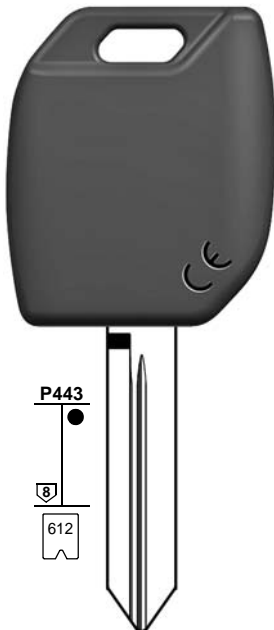
FOR:  
PER:

### FORD USA



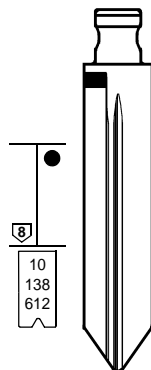
**FO38RTE**

- ..... X
- 0001-1706



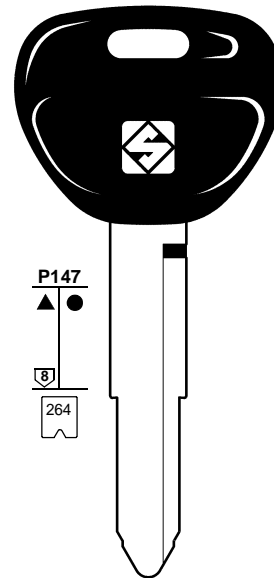
**FO38RMH**

- ..... X
- 0001-1706



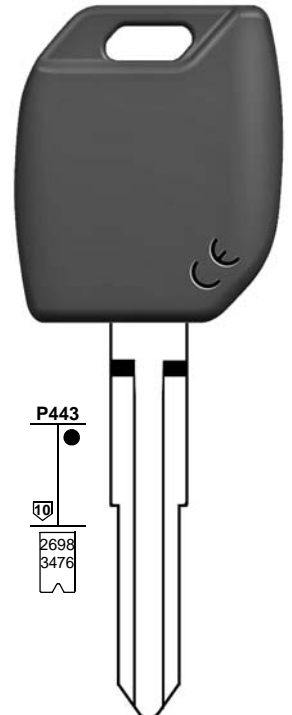
**FO38RFH**

- ..... A ... 101-381.501-579
- ..... B ... 101-410.501-602
- ..... C ... 101-404.501-624
- ..... D ... 101-340.501-602
- ..... E ... 101-304.501-579
- ..... X 1-1706



**MIT15AP**

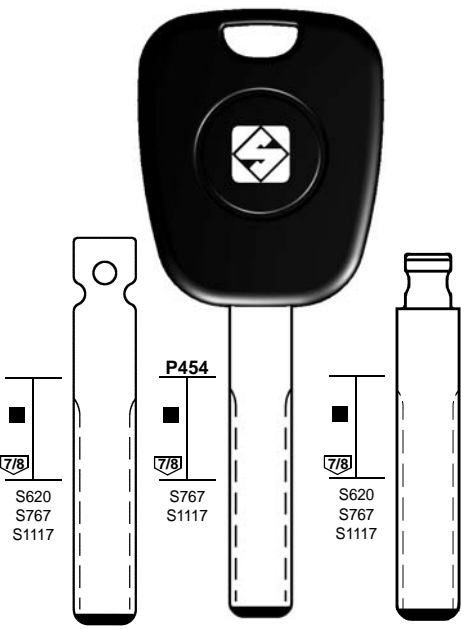
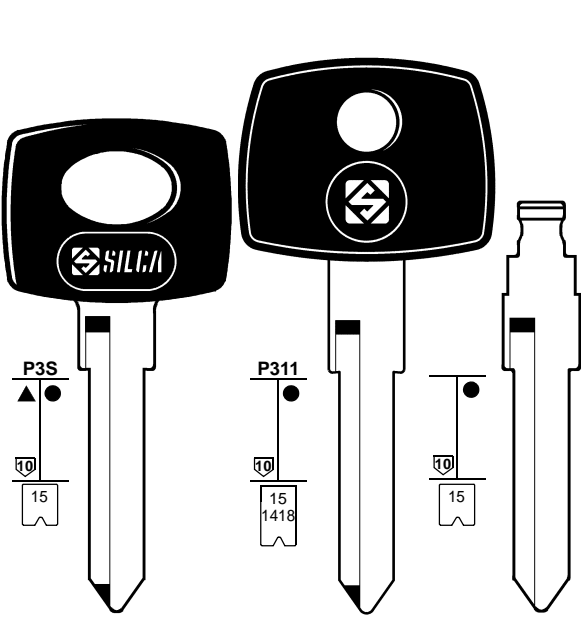
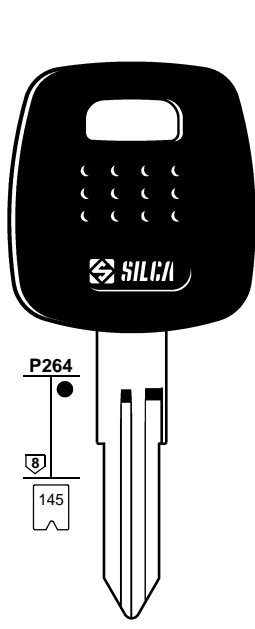
- E ..... 5001-7000
- E ..... 7001-7700

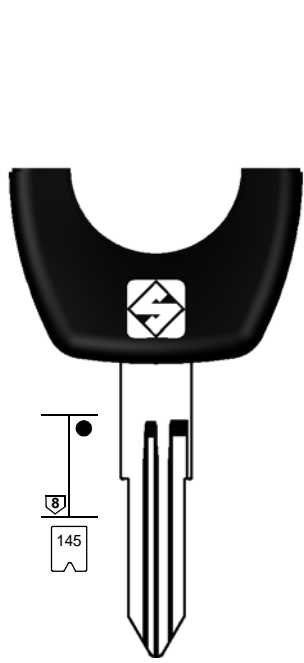
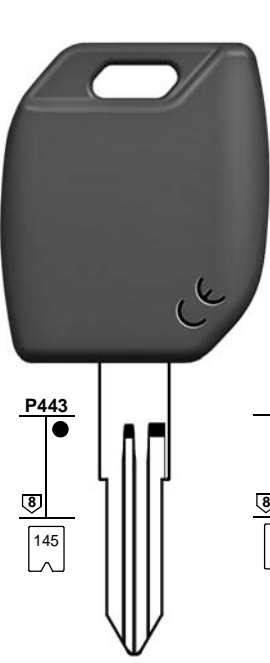

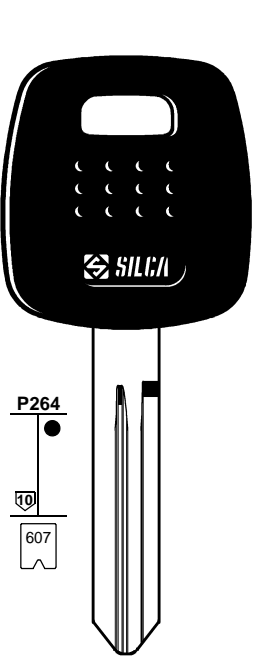
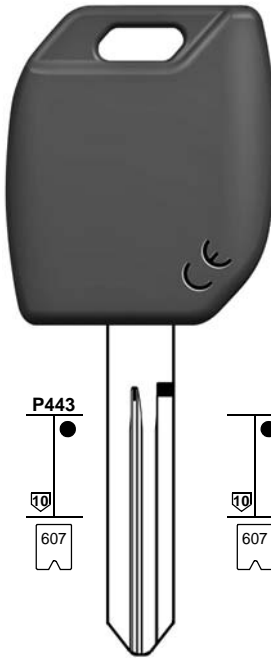



**ISU5MH**

- ..... 80000-80999



FOR: PER:	MAN	MERCEDES	NISSAN
	 <p>P454</p> <p>S620 S767 S1117</p> <p>S620 S767 S1117</p> <p>S620 S767 S1117</p> <p><b>HU83T</b> ..... 1-2000</p> <p><b>HU83T5</b> ..... 1-2000</p> <p><b>HU83FH</b> ..... 1-2000</p> <p>VALEO</p>	 <p>P3S</p> <p>P311</p> <p>15</p> <p>15 1418</p> <p>15</p> <p><b>YM15P</b> NM ..... 2501-3500 .. NF .. 1-99 .. 1-99 HM ..... 1-1200 HM ..... 2501-3500 HM ..... 4001-7350 HF ..... 1-120</p> <p><b>YM15T5</b> .. NF .. 1-99 .. 1-99 HM ..... 1-1200 HM ..... 2501-3500 HM ..... 4001-7350 HM ..... 6001-7109 NF ..... 1-1200 NM ..... 2501-3500</p> <p><b>YM15FH</b> NM ..... 2501-3500 .. NF .. 1-99 .. 1-99 HM ..... 1-1200 HM ..... 2501-3500 HM ..... 4001-7350 HF ..... 1-120</p>	 <p>P264</p> <p>145</p> <p><b>NSN11T13</b> X ..... 1-8000 X ..... 8001-9000</p> <p><b>NSN11TE</b> X ..... 1-8000 X ..... 8001-9000</p>

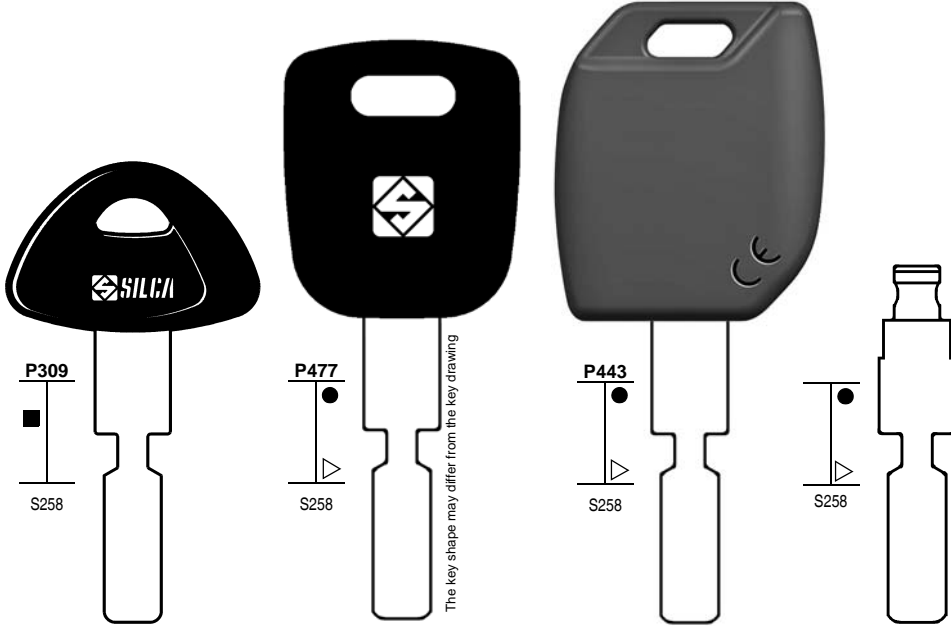
FOR: PER:	NISSAN					
	 <p>145</p> <p><b>NSN11AT13</b> X ..... 1-8000 X ..... 8001-9000</p>	 <p>P443</p> <p>145</p> <p><b>NSN11MH</b> X ..... 1-8000 X ..... 8001-9000</p>	 <p>145</p> <p><b>NSN11FH</b> X ..... 1-8000 X ..... 8001-9000</p>	 <p>P264</p> <p>607</p> <p><b>NSN19TE</b> ..... 1-22185 ..... 30001-37850</p>	 <p>P443</p> <p>607</p> <p><b>NSN19MH</b> ..... 1-22185 ..... 30001-37850</p>	 <p>607</p> <p><b>NSN19FH</b> ..... 1-22185 ..... 30001-37850</p>



FOR:  
PER:

# SCANIA

# STERLING

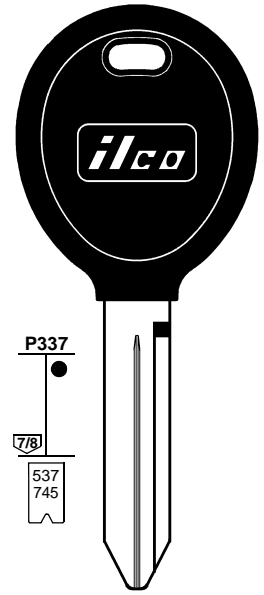


**HU71P**  
.... 1-2000

**HU71TE**  
.... 1-2000

**HU71MH**  
.... 1-2000

**HU71FH**  
.... 1-2000



**Y164-PT**  
L.... 1-3580  
M.... 1-2618

FOR:  
PER:

# STERLING

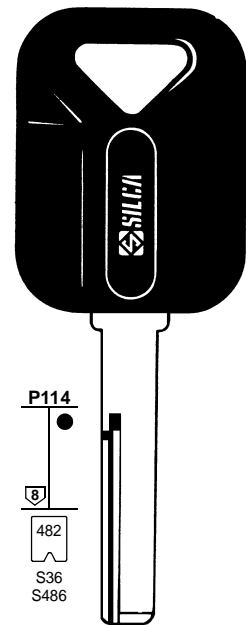
# VOLVO



**CY24TE**  
L.... 1-3580  
M.... 1-2618

**CY24MH**  
L.... 1-3580  
M.... 1-2618

**CY24FH**  
L.... 1-3580  
M.... 1-2618  
FT.... 1001-3000



**HU56RP**  
DH.... 6001-8000  
DH.... 0001-4000

1	2	2a	3	3a	3b	e1+e2	6	42+71	72	43+44a	12	15	
						<b>GTI COMPATIBLE</b>	<b>IGNITION</b> 						
<b>MOTORCYCLE MAKE MODEL</b>	FROM	TO	SILCA REF.	SILCA REF.	SILCA REF.	COPY	GEN.	TRANSP. TYPE	FAST COPY PLUS RW4 PLUS FAST COPY/RW4	FAST COPY PLUS RW4 PLUS	FAST COPY RW4	STP	
For more info on the uses of truck keys, refer to the Silca Electronic Keys Catalogue:													
<b>SCANIA</b>													
R-SERIES	2005							TEX / CR	60				
R-SERIES	2005		HU71MH	HU71TE	HU71FH	Y		TEX / CR	60	Y	P-BOX		
R144-NA	1996		HU71P		HU71FH								
164	2004							TEX / CR	60				
164	2004		HU71MH	HU71TE	HU71FH	Y		TEX / CR	60	Y	P-BOX		
SOME MODELS	1996		HU71P		HU71FH								
<b>STERLING</b>													
BULLET	2008		Y164-PT					PH / CR2	46				
BULLET	2008		CY24MH	CY24TE	CY24FH	Y	Y	PH / CR2	46	Y	P-BOX		
<b>VOLVO</b>													
FH12	1997	1997	HU56RP										



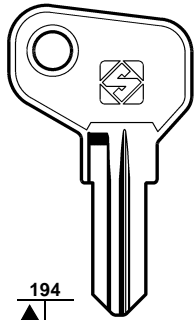




Vehicle related keys  
Chiavi veicoli - utilizzi vari  
Fahrzeugschlüssel für verschiedene Verwendungen  
Clés véhicules pour différentes utilisations  
Llaves vehículos para diferentes utilizaciones  
Chaves veícuols para utilizações várias



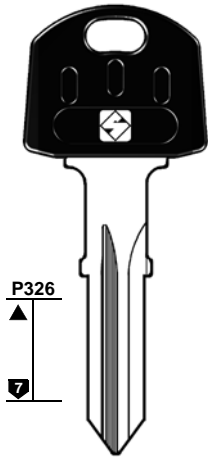
FOR:  
PER: **ABSA**



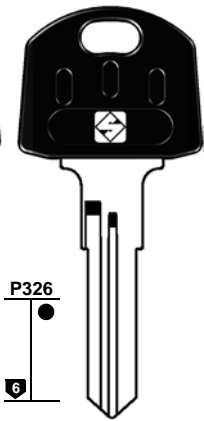
**ABS2R**



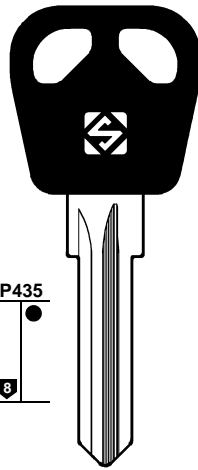
**ABUS**



**AB57AP**



**AB64RAP**  
U72

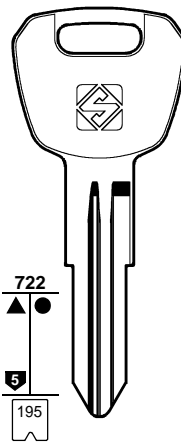


**AB82RAP**



**AB65RAP**  
W71

**ALPHA**



**ALP9**  
S... 301-600

**ALP9R**  
LINCE



**MONACOR - VISONIC**



**427**

FOR / PER

**ABSA (E)**

**ABUS (D)**  
BUFFO

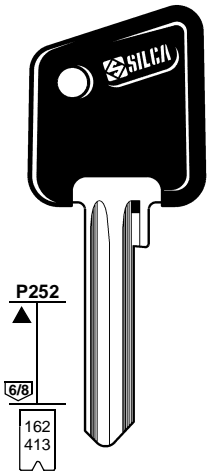
**ADEMCO (USA)**  
YALE (434)

**ALPHA (J)**  
LINCE  
MONACOR  
VISONIC

**ASSA (S)**

**AXA (S)**

FOR:  
PER: **ASSA**



**ASS96P**

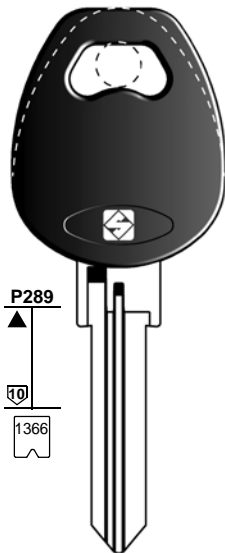
..... 6000-6999  
..... 8000-8999  
..... 9000-9999  
A..... 9000-9999



**ASS96RP**

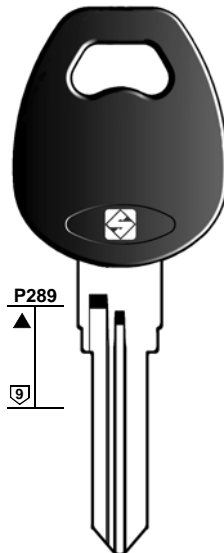
..... 7000-7999  
A..... 7000-7999

**AXA**



**AX1P**

..... 45015-47459  
..... 1-2-3-4

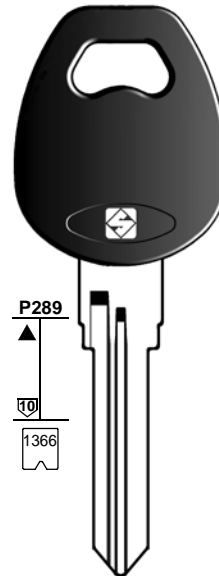


**AX1RP**

..... 35000-39999  
..... 1-2-3-4



**AX4RP**



**AX5RP**

..... 1-2-3-4





# 428

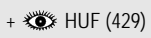
FOR / PER

**BASTA** (DK)

**BENDIX** (USA)

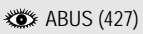


**BLAU** (D)

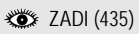


**BRIGGS & S.** (USA)

**BUFFO** (GR)



**BULLOCK** (I)



**BURG** (D)

**CATERPILLAR** (USA)

**CESSNA** (USA)

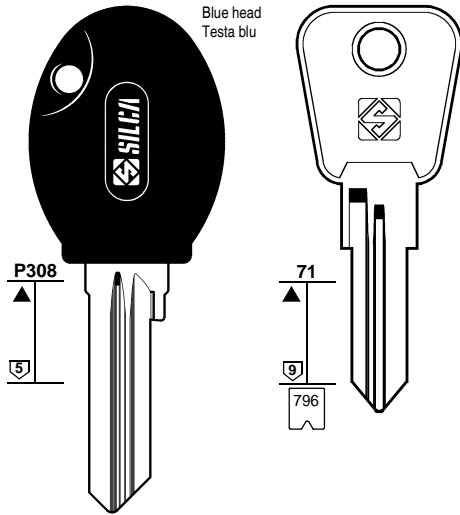
PK

**CEWE** (S)



FOR:  
PER:

## BASTA



Blue head  
Testa blu

P308  
5

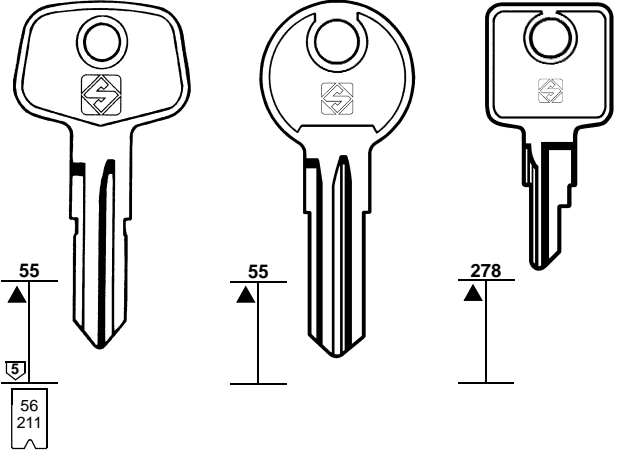
71  
9  
796

**BAS3RP**

**BAS5R**  
C ... 1-1000



## BLAU



55  
5  
56  
211

55

278

**BT2**  
... 501-598  
... 701-799  
... 626-675  
A ... 701-798

**BT2R**  
B ...  
201-225

**BT5R**

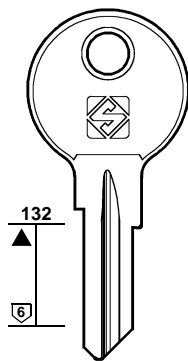
**HM1R**  
... 751-762

**HM1**  
... 778-789



FOR:  
PER:

## BRIGGS & S.

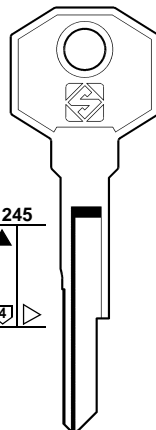


132  
6

**CY12R**  
A



## BURG

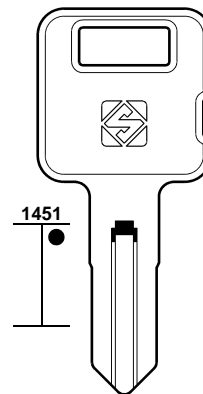


245  
4

**BUR19**



## CATERPILLAR

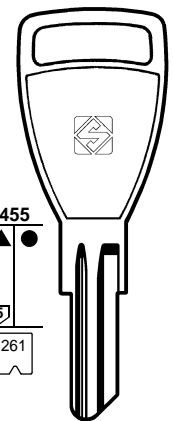


1451

**CTR1R**



## CESSNA



455  
5  
261

**CN1**  
PK ... 500-999

PK



FOR:  
PER:

### CHICAGO

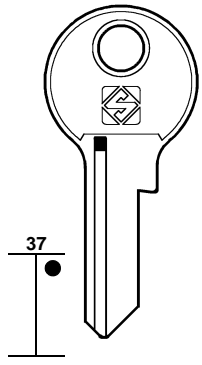
### EURO LOCKS

### FTH

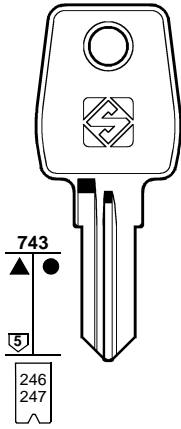
### GIANT



# 429



CH10

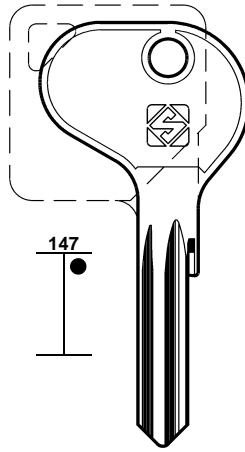


LF23R

93 ... 401-900  
... 1001-1100  
... 9001-9500  
EL ... 9001-9500  
EL ... 1-500



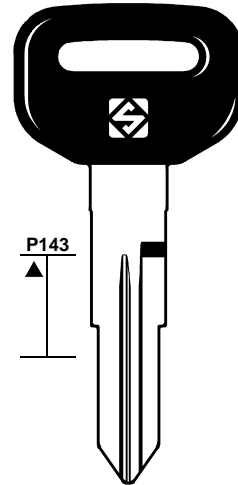
LOWE & FLETCHER



FH24R



FEDERAL



GNT1P



FOR / PER

CHICAGO (USA)  
+ YALE (434)

DUBOIS (F)  
LAS (430)

EURO LOCKS (B)  
LOWE & FLETCHER

FEDERAL (F)  
FTH (429)

FORT (USA)  
YALE (434)

FTH (F)  
FEDERAL

GHE (D)  
LAPORTE (430)

GIANT (NL)

GIUSSANI (I)  
ZADI (435)

HARLEY D. (USA)

HUF (D)  
BLAU  
NEIMAN

ILLINOIS (USA)  
YALE (434)

KOMATSU (J)

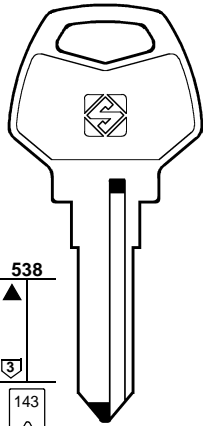
KIFERM (F)  
LAS (430)

FOR:  
PER:

### HARLEY D.

### HUF

### KOMATSU



... 43-118



HY5



HY5R



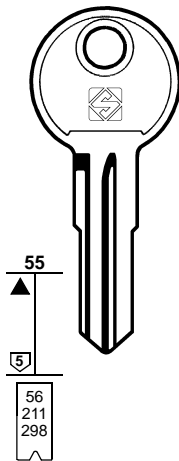
HY6



HY7



HY7R

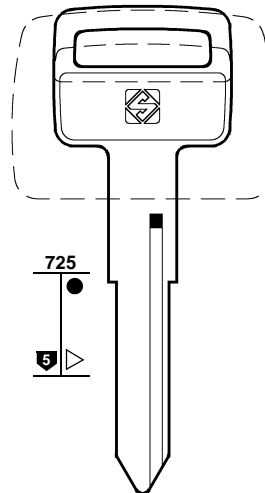


VO12

N ... M 1-200  
... G06-G10  
... 701-799  
A ... 701-798  
... 626-675  
... 501-598  
A ... 101-125  
N ... 1-200  
... 1-200  
G ... 1-100  
... 0G1-1G0  
... 124-197



BLAU - NEIMAN



KOM1





# 430

FOR / PER

**KUBOTA** (J)

**LAPORTE** (D)

GHE  
PRESTA

**LAS** (F)

DUBOIS  
KIFERM  
PK

**LINCE** (E)

ALPHA (427)

**LOWE & F.** (GB)

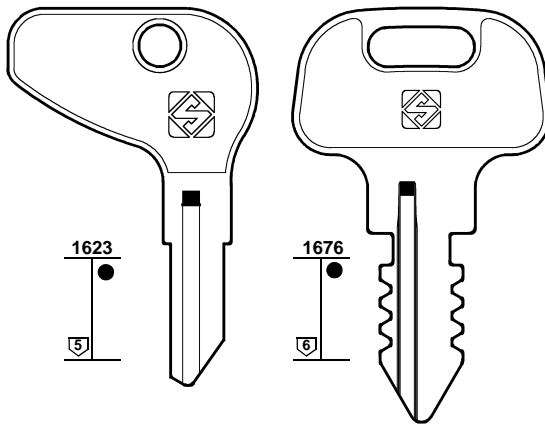
+ EURO LOCKS (429)

**LUMA** (E)

**MAHINDRA** (IND)

FOR:  
PER:

## KUBOTA

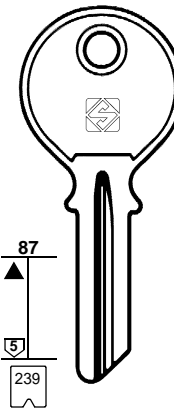


**KUB1R**  
... 1234

**KUB2R**



## LAPORTE

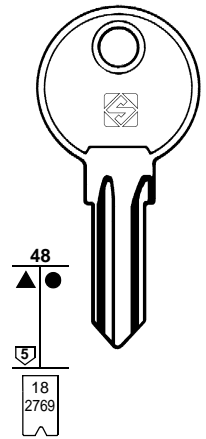


**LAP1**  
... 7200-7399  
... 1001-1052



GHE - PRESTA

## LAS



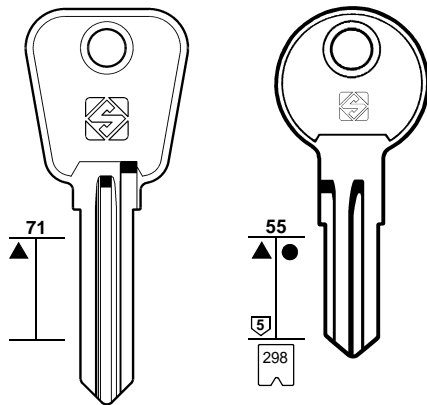
**LS1**  
R... 1-224



DUBOIS - KIFERM - PK

FOR:  
PER:

## LOWE & FLETCHER

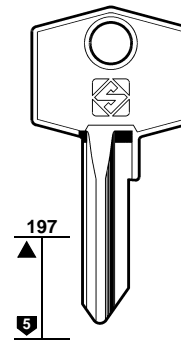


**LF44**

**LF12**  
... 1-200  
89... 1-200



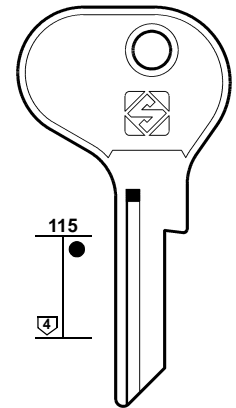
## LUMA



**LM2**



## MAHINDRA

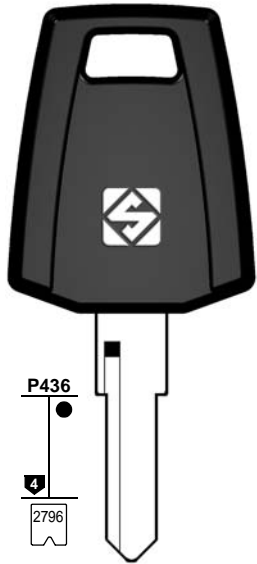


**MHN1**



FOR:  
PER:

### MERIT

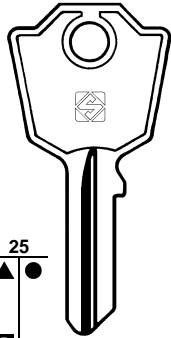


P436  
4  
2796

**MRT2RAP**  
... C/D 001-050



### MERONI

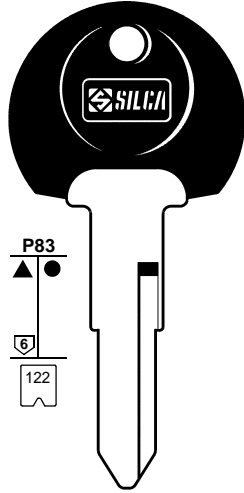


25  
5  
207

**MER4**  
G ... 3001-3480  
... 3001-3480  
G ... 0-479

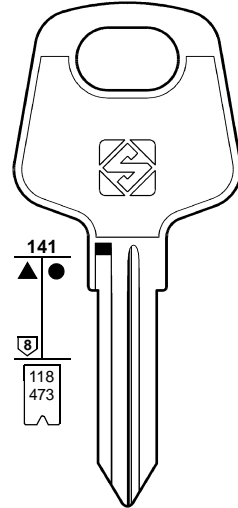


### NEIMAN



P83  
6  
122

**NE76AP**  
... 0/9 ... 0/90/9  
M-N-P-R-S



141  
8  
118  
473

**NE19**  
GM ... 2001-3000  
... 2001-4949



# 431

FOR / PER

**MERIT** (D)

**MERONI** (I)

**MONACOR** (PRC/CN)  
👁️ ALPHA (427)

**NEIMAN** (D) (F)  
+ 👁️ HUF (429)

**PK** (F)  
👁️ CESSNA (428)  
👁️ LAS (430)

**POS** (D)  
👁️ SISPA (431)


**PRESTA** (D)  
👁️ LAPORTE (430)

**RONIS** (F)

**SISPA** (I)  
POS

FOR:  
PER:

### RONIS

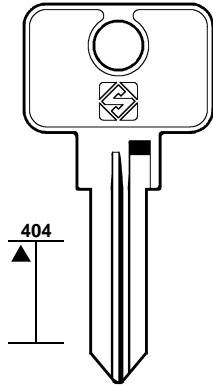


132  
5  
1469

**RO49**  
CH ... 101-751  
GZ ... 101-751

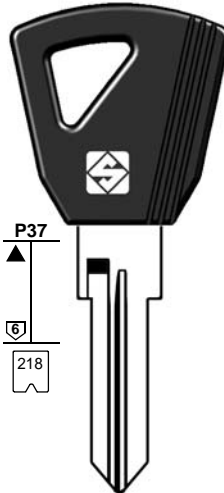


### SISPA



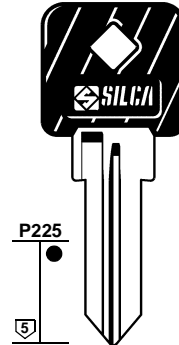
404

**SSA4**



P37  
6  
218

**SSA4RAP**  
... 1-200



P225  
5

**SSA6RP**



POS





# 432

FOR / PER

STAHLEX (D)

STARRY (NL)

TOK (D)

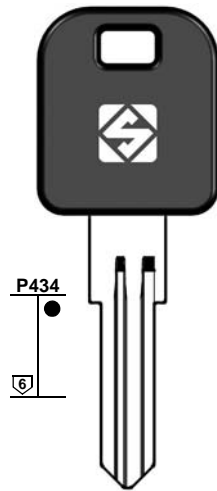
WASO (433)

TRELOCK (D)

+ WASO (433)

FOR:  
PER:

## STAHLEX



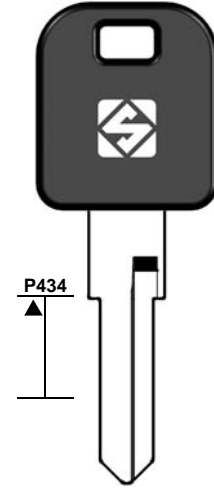
STH1P



STH1RP



## STARRY

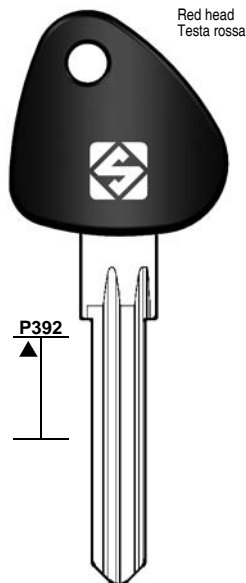


STY1P

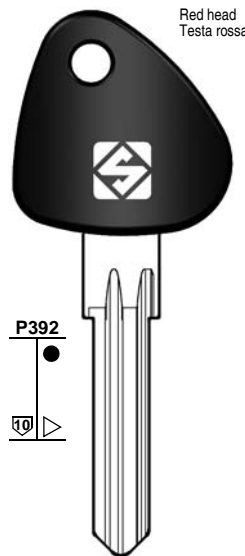


FOR:  
PER:

## TRELOCK

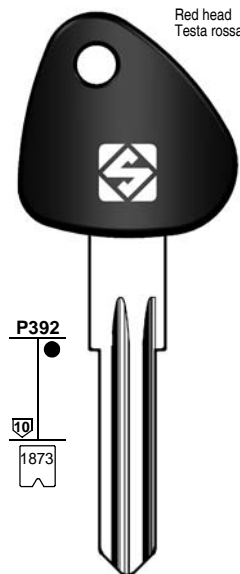


TRK7P



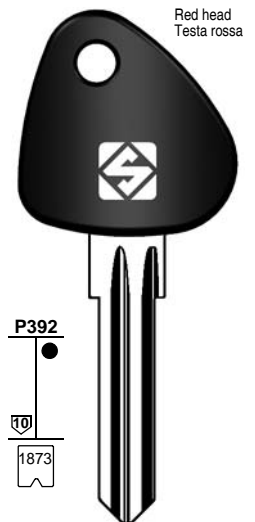
TRK6P

..... 123



TRK5P

R6 .....  
40000-46941



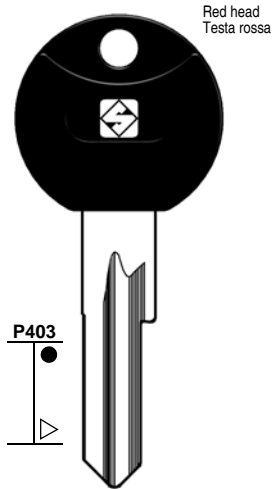
TRK1P

R6 .....  
0-1-2

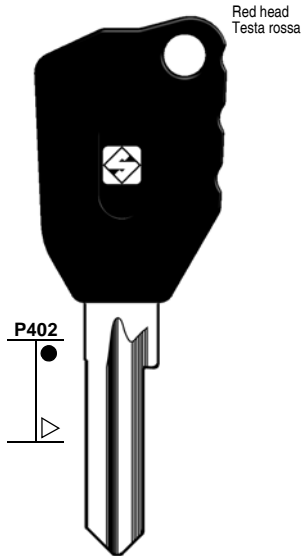


FOR:  
PER:

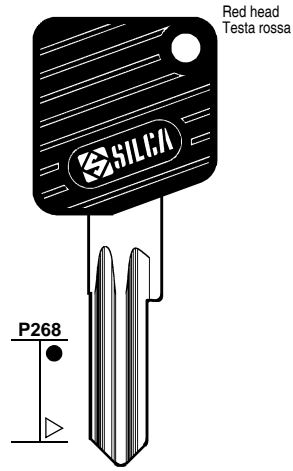
# TRELOCK



**TRK2RAP**



**TRK3RBP**



**TRK4CP**



WASO



# 433

FOR / PER

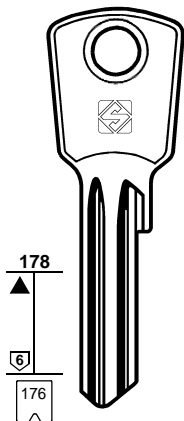
**TRELOCK (D)**  
WASO  
+ WASO (433)

**VISONIC (PRC/CN)**  
 ALPHA (427)

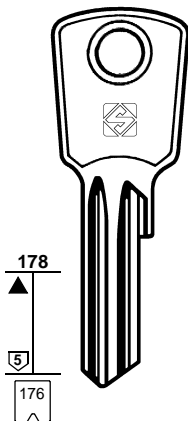
**WASO (D)**  
CEWE  
TOK  
TRELOCK  
+ TRELOCK (433)

FOR:  
PER:

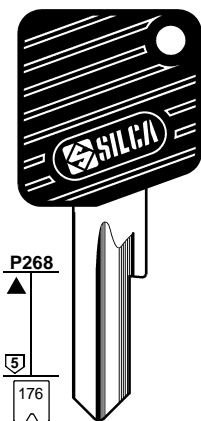
# WASO



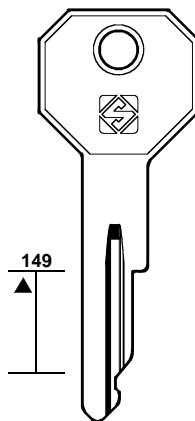
**WAS2**  
L..... 012345



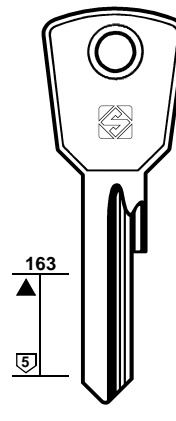
**WAS3**  
Z..... 012345  
B..... 012345  
H..... 012345



**WAS3RBP**  
Z..... 012345  
B..... 012345  
H..... 012345



**WAS14R**



**WAS4**



TOK



TOK



TRELOCK



CEWE





# 434

FOR / PER

**WILK** (D)

**YALE** (USA)

ADEMCO  
BENDIX  
CHICAGO  
FORT  
ILLINOIS

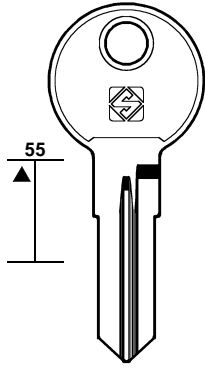
**YAMAHA** (J)

**YANMAR** (J)

**YWS** (TW)

FOR:  
PER:

## WILK



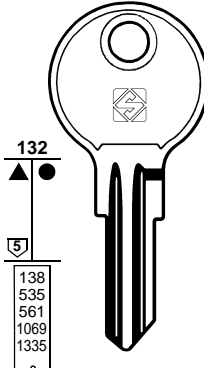
**WIK1**



**WIK1R**



## YALE



**YA4**

KC ... 251-500  
T ... 501-750  
VB ... 501-750

HK ... 001-202  
... V 0001-0300  
C ... 001-250  
... 010-225



**YA4R**

CH ... 251-750



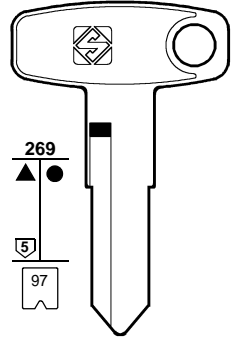
**YA18**

... 600-650  
... 500-550  
... 1250-1499  
FL ... 201-240  
CG ... 1-54  
CR ... 1-35  
GR ... 001-200  
LC ... 1-100  
LL ... 226-450  
HMV ... 1-26  
UM ... 226-425



**ADEMCO - BENDIX - CHICAGO  
FORT - ILLINOIS**

## YAMAHA



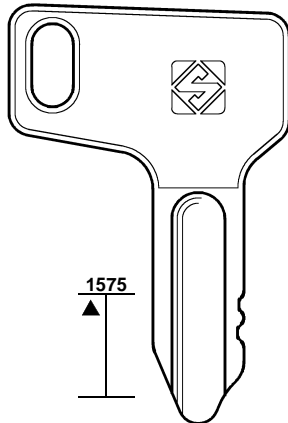
**YH21R**

... 451-470  
... 4301-4350  
... 3351-3400  
... 3101-3150



FOR:  
PER:

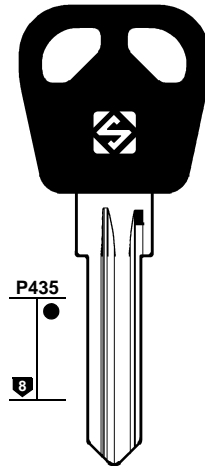
## YANMAR



**YAR2**



## YWS

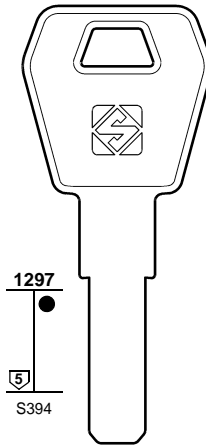
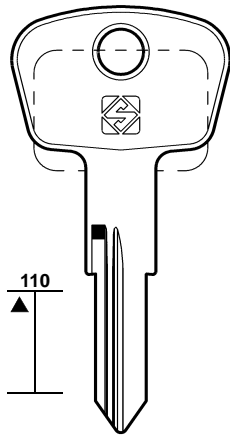


**YW1P**



FOR:  
PER:

# ZADI



# 435

FOR / PER

ZADI (I)  
BULLOCK  
GIUSSANI

  
ZD18

  
ZD18R



  
ZD25



BULLOCK - GIUSSANI

FOR:  
PER:





General index  
Indice generale  
Generalverzeichnis  
Index général  
Indice general  
Índice geral



Ref.	Page
<b>A</b>	
AX4RP	427
AX5RP	427
<b>B</b>	
B97-PT	18, 20, 40, 246, 286, 304
B97-PT5	18, 20, 40, 246, 286
B98-PT	18, 246, 286
B98-PT5	18, 246, 286
B99-PT	18, 20, 40, 246, 284, 286
B99-PT5	18, 20, 40, 246, 284, 286
B100-PT	18, 20, 40, 246, 284
B100-PT5	18, 20, 40, 246, 284
B103-PT	284
B103-PT5	284
B104-PT	284
B104-PT5	284
B111-PT	18, 20, 22, 30, 32, 34, 36, 38, 40, 112, 130, 284, 286, 304, 340
BAS3RP	428
BAS5R	428
BAJ1RP	378
BT2	428
BT2R	428
BT5R	428
BUR19	428
BW7BP	380
BW9FH	380
BW9MH	380
BW9TE	380

Ref.	Page
<b>C</b>	
CG1P	382
CG2RP	382
CH9T	386
CH10	429
CN1	428
CTR1R	428
CY12R	428
CY16P	52
CY19P	52
CY22P	50, 52, 68, 282
CY23	52, 66, 282
CY24	50, 52
CY24BP	50, 52, 66, 68
CY24FH	50, 52, 66, 68, 70, 162, 226, 282, 422
CY24MH	50, 52, 66, 68, 70, 162, 226, 282, 422
CY24TE	50, 52, 66, 68, 70, 162, 226, 282, 422
<b>D</b>	
DAT12	314
DAT12BP	314
DAT12CP	314
DAT12R	36, 314
DAT17FH	312, 316, 318, 320
DAT17MH	312, 316, 318, 320
DAT17T13	318, 320
DAT17T21	312, 316, 318, 320
DAT17TE	312, 316, 318, 320
DH4R	282
DH4RP	282
DH4RT4	64
DH5RFH	64
DH5RMH	64

Ref.	Page
DH5RP	64
DH5RT4	64
DH5RTE	64
DWO4CT6	38, 46, 48
DWO4R	48
DWO4RAP	30, 38, 48, 328, 334
DWO4RFH	30, 38, 42, 44, 48, 118, 284, 328, 334
DWO4RMH	44, 48
DWO4RT5	30, 48
DWO4RT6	42, 44, 48, 118, 284
DWO4RTE	44, 48
DWO5AP	46, 338
DWO5FH	32, 34, 44, 46, 250, 304, 338
DWO5MH	32, 44, 250, 304
DWO5R	46
DWO5RAP	46
DWO5RT5	40, 44
DWO5T5	34, 46
DWO5T6	46
DWO5TE	250, 304
DWO6BT5	46
DWO6BT6	46
DWO7BP	48
<b>E</b>	
EK3P-GM45	120, 284
EK3P-HO03	124, 128
EK3P-MIT16	222
EK3P-Y170	50, 52, 66, 68, 162, 368
<b>F</b>	
FH24R	429
FO10FH	98
FO10MH	98
FO10T7	98
FO10TE	98



Ref.	Page
FO19FH	196
FO19MH	196
FO19TE	196
FO21AP	90
FO21FH	84, 86, 90, 92, 96, 98, 110, 162, 208
FO21MH	84, 86, 90, 92, 96, 98, 110, 162, 208
FO21P	144, 208
FO21T17	90, 110
FO21T3	82, 90, 92, 96, 98, 162,
FO21T3M	90, 92, 96, 98
FO21T7	84, 86, 90, 92, 96, 98, 144, 162
FO21TE	84, 86, 90, 92, 96, 98, 110, 162, 208
FO22R	106, 108
FO22RP	106, 108
FO26FH	102, 214, 216
FO26MH	102, 214, 216
FO26T3	102, 106, 214, 216
FO26TE	102, 214, 216
FO32R	108
FO32RAP	108
FO34	84
FO34AP	84
FO35	100
FO37R	102
FO38RFH	82, 84, 86, 88, 100, 102, 104, 106, 108, 110, 202, 214, 216, 418
FO38RMH	82, 84, 86, 88, 100, 102, 104, 106, 108, 110, 202, 214, 216, 418
FO38RT17	82, 86, 98, 100, 102, 104, 106, 108, 110, 202, 210, 212, 214, 216
FO38RT3	82, 86, 98, 100, 102, 104, 106, 108, 110, 202, 210, 214, 216, 418
FO38RTE	82, 84, 86, 88, 100, 102, 104, 106, 108, 110, 202, 214, 216, 418
FO39	102, 108, 214, 216

Ref.	Page
FO39CP	102, 108, 214, 216
FO40R	82, 86, 100, 104, 108, 110, 216
FO40RBP	82, 86, 100, 104, 108, 110, 216
FO6	130
<b>G</b>	
GM15T5	120, 158, 256
GM18R	36, 40
GM19	36, 112
GM19P	156
GM27R	18
GM30AP	340
GM39	20, 30, 32, 34, 36, 40, 130, 246, 286
GM39EP	20, 30, 32, 36, 40, 112, 156, 246, 284
GM40	30, 32, 34, 36, 40
GM40EP	30, 32, 36, 40, 286
GM41	144
GM44RP	28
GM45FH	32, 120, 284
GM45MH	32, 120, 284
GM45TE	32, 120, 284
GM5	18, 36
GM5-OR	18, 36, 42
GM5CP	18, 36, 42
GNT1P	429
GT10BT5	58, 60, 72, 74, 276
GT10BTE	58, 60, 72, 74, 160, 276
GT10FH	58, 60, 72, 74, 160, 276
GT10MH	160
GT10P	58
GT15RAP	12
GT15RAT5	70, 72, 74
GT15RBT5	70, 72, 74, 78, 80
GT15RBTE	78, 194
GT15RCP	74
GT15RCT5	70, 74

Ref.	Page
GT15RDP	402
GT15RDT5	402
GT15RFH	12, 14, 70, 72, 74, 78, 80, 194, 402
GT15RMH	12, 14, 78, 194, 402
GT15RP	402
GT15RT2	12
GT16T2	12
GT18RT5	190, 192
GT20RDP	382, 402
<b>H</b>	
H72-EK3	418
H72-EK3	102, 104, 106, 108, 110, 202, 210, 214, 216
H74-PT	110, 144, 202
H82-PT	202, 214
H86-PT	82, 84, 86, 88, 104, 106, 212
HD107-PT5	8, 126, 128
HM1	428
HM1R	428
HON31	386, 392, 398
HON31CP	386, 392, 398
HON31R	386, 392
HON31RCP	386, 392
HON41	388, 390
HON41P	388, 390
HON58R	156
HON58RFH	8, 10, 120, 124, 126, 128, 156, 256, 388
HON58RMH	8, 10, 388
HON58RT5	8, 124, 126, 128
HON58RT6	120, 124, 126, 144, 256
HON58RTE	8, 10, 388
HON59R	156
HON63FP	386, 388, 390
HON64	388
HON64BP	388, 392
HON64R	392
HON64RBP	388, 392





**GENERAL INDEX - INDICE GENERALE - GENERALVERZEICHNIS - INDEX GÉNÉRAL INDICE  
GENERAL - ÍNDICE GERAL**

Ref.	Page
HON65RT6	124
HON66FH	8, 10, 124, 126, 128
HON66MH	8, 10, 124, 126, 128
HON66T14	8, 10, 124, 126, 128
HON66T27	124, 126, 128
HON66T5	8, 124, 128
HON66T6	124, 126
HON66TE	8, 10, 124, 126, 128
HON68BP	392
HON68RBP	392
HON70FH	386, 388, 390
HON70MH	386, 388, 390, 392
HON70T14	386, 388, 390, 392
HON70TE	386, 388, 390, 392
HON71CP	386
HON71RCP	386
HON72P	392
HOV01T5	128
HU100BT12	118, 248, 254, 256, 264
HU100FH	18, 20, 22, 24, 30, 34, 36, 38, 42, 44, 46, 48, 112, 114, 122, 248, 252, 254, 256, 260, 264, 266, 268, 302
HU100MH	18, 20, 22, 24, 30, 34, 36, 38, 42, 44, 46, 48, 112, 114, 122, 248, 252, 254, 256, 260, 266, 268, 302
HU100T12	248, 254, 256, 264
HU100T32	254
HU100TE	18, 20, 22, 24, 30, 34, 36, 38, 42, 44, 46, 48, 112, 114, 122, 248, 252, 254, 256, 260, 266, 268, 302
HU101AP	86
HU101FH	82, 88, 90, 92, 94, 96, 100, 194, 196
HU101MH	82, 88, 90, 92, 94, 96, 100, 194, 196
HU101T17	86, 90, 92, 94, 96, 100
HU101T20	82, 86, 102
HU101TE	82, 88, 90, 92, 94, 96, 100, 194, 196
HU109FP	302
HU133RFH	78, 206, 208, 238, 248, 324, 330, 332, 334, 336, 338

Ref.	Page
HU133RMH	78, 206, 208, 238, 248, 324, 330, 332, 334, 336, 338
HU133RT12	78, 206, 248, 334, 338
HU133RT14	78, 204, 206, 208, 238, 248, 324, 334, 336, 338
HU133RT18	332
HU133RTE	78, 206, 208, 238, 248, 324, 330, 332, 334, 336, 338
HU134FH	190
HU134MH	190
HU134TE	190
HU136FH	300
HU136MH	300
HU136TE	300
HU137KP	374
HU137TEK	374
HU160GP	24, 26
HU43AT9	122, 264, 268
HU43FH	28, 122, 252, 258, 260, 262, 264, 266, 268
HU43MH	260, 266
HU43T2	28, 122, 252, 258, 262, 264, 268
HU43T9	122, 264, 268
HU43TE	260, 266
HU46	116
HU46AT12	114, 250, 252, 262, 264, 268
HU46AT5	42, 44, 46
HU46AT9	26, 28, 114, 116, 250, 254, 258, 262
HU46BT12	26, 118, 254, 256
HU46FH	20, 24, 26, 28, 114, 116, 118, 250, 252, 254, 258, 260, 262, 264, 268
HU46P	116
HU46T12	24, 26, 28, 114, 250, 252, 254, 262, 264, 268
HU46T2	20, 24, 26, 28, 114, 116, 118, 144, 250, 252, 254, 260, 262

Ref.	Page
HU46T9	26, 28, 114, 116, 250, 254, 258, 262
HU49AT5	14
HU49EP	372
HU49FH	14, 306, 366, 368, 370, 372
HU49RCP	372
HU49REP	372
HU49RT6	368, 372
HU49T10	366, 370
HU49T10X	370
HU49T28	366, 370
HU49T5	306, 366, 368, 370
HU56RAT2	374
HU56RFH	218, 220, 308, 374
HU56RMH	220, 308
HU56RP	422
HU56RT2	218
HU56RT30	218
HU56RTE	220, 308
HU66AT5	14, 306, 308
HU66AT6	14, 306
HU66BT1	92
HU66BT28	92
HU66CT5	306, 368
HU66CT6	368
HU66DT5	92
HU66FH	14, 92, 288, 306, 308, 366, 368, 370, 372
HU66MH	14, 288, 368, 370
HU66T10	92, 306, 368, 370
HU66T23	306
HU66T24	366, 368, 370, 372
HU66T26	308
HU66T28	306, 366, 368, 370
HU66T5	288, 306, 368, 370
HU66T6	14, 306, 308, 366, 368, 370, 372
HU66TE	14, 288
HU70EP	372



Ref.	Page
HU70T6	370, 372
HU71FH	422
HU71MH	422
HU71P	422
HU71TE	422
HU72RP	212
HU83FH	56, 60, 76, 80, 192, 270, 274, 278, 280, 420
HU83MH	56, 60, 76, 80, 192, 270, 274, 278, 280
HU83T	144, 282, 420
HU83T14	56, 60, 76, 80, 192, 270, 274, 276
HU83T5	420
HU83TE	56, 60, 76, 80, 192, 270, 274, 278, 280
HU87RFH	248, 314, 330, 332, 340
HU87RMH	314, 330
HU87RT12	248
HU87RT18	314, 330
HU87RT5	248, 332, 340
HU87RT9	330, 340
HU87RTE	314, 330
HU92RKP	16
HU92RTEK	16
HU92RMH	16, 196
HU92RTE	16
HY5	429
HY5R	429
HY6	429
HY7	429
HY7R	429
HY11R	386
HYN10	130, 136
HYN10BP	130, 132, 136, 310
HYN10FH	130, 132, 136, 144, 152
HYN10MH	130, 132, 136, 144, 152
HYN10T14	132
HYN10T4	130, 132, 136, 144, 152
HYN10TE	130, 132, 136, 144, 152
HYN11	136, 142

Ref.	Page
HYN11CP	132, 136, 142, 150
HYN12CP	150
HYN12FH	150
HYN12MH	150
HYN12T4	150
HYN12TE	150
HYN13BP	154
HYN14FH	136, 140, 166, 176, 184
HYN14MH	136, 140, 166, 176, 184
HYN14RFH	134, 138, 140, 146, 148, 152, 168, 170, 182, 188
HYN14RMH	134, 138, 140, 146, 148, 152, 168, 170, 182, 188
HYN14RT14	134, 138, 144, 148, 152, 168, 170, 182, 186
HYN14RTE	134, 138, 140, 146, 148, 152, 168, 170, 182, 188
HYN14T14	136, 140, 166, 176, 184
HYN14TE	136, 140, 166, 176, 184
HYN15FH	178
HYN15MH	178
HYN15T14	178
HYN15TE	178
HYN6FH	132, 134, 138, 140, 142, 144, 146, 150, 154, 172, 176, 190
HYN6MH	132, 134, 138, 140, 142, 144, 146, 150, 154, 172, 176, 190
HYN6P	180
HYN6T14	130, 134, 138, 140, 142, 144, 150, 154, 172, 176, 188
HYN6T4	134, 138, 140, 142, 146
HYN6TE	132, 134, 138, 140, 142, 144, 146, 150, 154, 172, 176, 190
HYN7R	146, 148
HYN7RAP	146, 148, 154, 176, 186
HYN7RFH	140, 144, 148, 150, 154, 186
HYN7RMH	140, 144, 148, 150, 154, 186

Ref.	Page
HYN7RT14	186
HYN7RT4	146, 148
HYN7RTE	186
HYN8R	146, 148
HYN9P	150
<b>I</b>	
ISU5MH	418
<b>K</b>	
KIA1R	84, 184, 188
KIA1RAP	184
KIA1RP	84, 188
KIA2R	190
KIA3R	164, 166, 168, 178, 184, 186
KIA3RAP	166, 180, 184
KIA3RFH	164, 166, 168, 170, 172, 174, 178, 182, 184, 188
KIA3RMH	164, 166, 170, 172, 174, 178, 182, 184, 188
KIA3RT14	164, 166, 170, 172, 174, 182, 184
KIA3RT16	164, 166, 170, 178, 180, 184, 188
KIA3RT5	168, 184, 188
KIA3RTE	164, 166, 170, 172, 174, 178, 182, 184, 188
KIA3T5	168,
KIA4RBP	164
KIA5	190
KIA7T14	134, 138, 142, 164, 168, 176, 182, 186
KOM1	429
KUB1R	190, 430
KUB2R	430
KW12	394, 396
KW12BP	394, 396
KW14	380, 382, 384



**GENERAL INDEX - INDICE GENERALE - GENERALVERZEICHNIS - INDEX GÉNÉRAL INDICE GENERAL - ÍNDICE GERAL**

Ref.	Page
KW14AP	394, 396
KW14FH	380, 382, 384, 394, 396
KW14MH	394, 396
KW14P	380, 382, 384
KW14R	394, 396
KW15BP	394, 396
KW16CP	394, 396
KW16FH	394, 396
KW16MH	394, 396
KW16TE	394, 396
KW17T5	382, 384
KW18DP	396
KYM1P	398
KYM1RP	398
KYM2	398
KYM2P	398
KYM2R	398
<b>L</b>	
LAP1	430
LD6RP	190
LF12	430
LF23R	429
LF44	430
LM2	430
LS1	430
<b>M</b>	
MAZ13T5	96, 210
MAZ20REP	210
MAZ20RT5	210, 212
MAZ24RFH	210
MAZ24RMH	210
MAZ24RT17	210
MAZ24RT5	210
MAZ24RTE	210
MAZ25R	212

Ref.	Page
MER4	431
MHN1	430
MIT11RFH	56, 218, 220, 222, 224, 226, 274, 278
MIT11RMH	56, 218, 220, 222, 224, 226, 274, 278
MIT11RT19	222, 224, 226
MIT11RT21	224
MIT11RT4	220, 222, 224, 226
MIT11RTE	56, 218, 220, 222, 224, 226, 274, 278
MIT14BT14	224, 226, 228
MIT14BT5	212, 224, 226, 228
MIT15AP	144, 218, 418
MIT8AP	222
MIT8FH	220, 222, 224, 226
MIT8MH	220, 222, 224, 226, 228
MIT8-PT	218, 220, 222, 224, 226, 228
MIT8T19	220, 222, 224, 226, 228
MIT8T21	220, 224, 226
MIT8T4	220, 222, 224, 226, 228
MIT8TE	220, 222, 224, 226, 228
MIT9-PT	220, 222
MRT2RAP	431
<b>N</b>	
NE19	431
NE20NP	190, 228, 374
NE38P	218
NE51T2	374
NE66T2	374
NE72AT14	270
NE72AT29	270
NE72AT5	270
NE72ATE	232, 240, 258, 266, 290, 294, 296, 300
NE72FH	232, 240, 258, 266, 270, 290, 294, 296, 300
NE72GP	298

Ref.	Page
NE72LP	54, 62
NE72MH	232, 240, 258, 266, 290, 294, 296, 300
NE73	290
NE73-BI	282, 298
NE73-CI	282, 298
NE73DP	290
NE73FH	230, 232, 252, 256, 270, 288, 290, 292, 294, 296, 418
NE73MH	232, 256, 270, 288, 294, 296
NE73T16	288, 296
NE73T32	230, 240, 256, 266, 292, 296
NE73T5	230, 252, 256, 288, 290, 292, 296
NE73T6	418
NE73T8	296
NE73TE	232, 256, 270, 288, 294, 296
NE73TP	298
NE74P	400
NE74T5	400
NE75EP	194
NE75FH	194, 196
NE75MH	196
NE75TE	196
NE76AP	431
NE77RDP	124, 302
NE77RT2	124, 302
NE78MH	272
NE78P	272
NE78T14	272
NE78T29	272
NE78T5	272
NE78TE	272
NE92P	418
NI01T	230, 244
NI02T	156, 228, 230, 236, 242, 244, 246
NSN11AT13	234, 242, 420
NSN11AT25	232, 234, 236, 242



Ref.	Page
NSN11FH	96, 156, 232, 234, 236, 240, 242, 244, 314, 316, 318, 420
NSN11MH	234, 242, 420
NSN11T	322
NSN11T13	234, 242, 420
NSN11T2	96, 156, 232, 234, 236, 240, 242, 244, 314, 316, 318
NSN11T25	234, 236, 242
NSN11TE	234, 236, 242, 420
NSN14	230, 236
NSN14AT13	230, 234, 238, 240, 242
NSN14AT25	228, 234, 238, 240, 242
NSN14CP	230, 236
NSN14FH	156, 230, 232, 234, 238, 240, 242, 244, 246, 312, 314, 318, 320, 326
NSN14MH	156, 230, 232, 234, 238, 240, 242, 244, 246, 312, 314, 318, 320, 326
NSN14T	322
NSN14T13	230, 234, 238, 240, 242, 312, 314, 318, 320
NSN14T14	156, 244, 246, 326
NSN14T25	230, 234, 238, 240, 242
NSN14T5	240
NSN14TE	156, 230, 232, 234, 238, 240, 242, 244, 246, 312, 314, 318, 320, 326
NSN15	230, 236
NSN16R	242
NSN16RBP	242
NSN19	322
NSN19FH	294, 312, 316, 318, 320, 322, 420
NSN19MH	294, 310, 312, 316, 318, 320, 420
NSN19T13	312, 316, 318, 320
NSN19T21	310, 312, 316
NSN19TE	420
NSN19TE	294, 310, 312, 316, 318, 320

Ref.	Page
<b>P</b>	
PO1RFH	288
PO1RMH	288
PO1RT4	288
PO1RTE	288
<b>R</b>	
RO49	431
RR2	302
RR2P	302
<b>S</b>	
SIP16FH	12, 192
SIP16MH	12
SIP16T2	192
SIP16TE	12
SIP18T	14, 194
SIP22FH	8, 12, 58, 60, 70, 72, 74, 76, 94, 160, 192, 274, 276, 384, 402
SIP22KP	194
SIP22TEK	194
SIP22LP	78
SIP22MH	8, 12, 60, 70, 72, 74, 76, 94, 160, 192, 274
SIP22T5	384, 402
SIP22TE	8, 12, 58, 60, 70, 72, 74, 76, 94, 160, 192, 274, 276
SIP29T	14, 194
SIP36MH	12, 58, 74, 276
SK22RBP	306, 308
SK22RT1	306, 308
SSA4	431
SSA4RAP	431
SSA4RP	431
SSY1P	310
SSY2AP	310

Ref.	Page
SSY3	310
SSY3FH	310
SSY3MH	310
SSY3TE	310
STH1P	432
STH1RP	432
STY1P	432
SX9AP	10, 16, 22, 60, 162, 200, 218
SX9CP	54, 58, 62, 76, 80, 192, 272, 276, 278, 280
SX9GP	54, 62, 278, 280
SX9MH	54, 56, 58, 62, 76, 276, 278, 280
SX9T14	54, 56, 58, 60, 62, 76, 276, 278, 280
SX9T5	54, 58, 60, 62, 76, 80, 192, 272, 276, 278, 280
SX9T6	62
SX9TE	54, 56, 58, 62, 76, 276, 278, 280
SZ4	382
SZ4AP	382
SZ10R	404, 406
SZ10RP	404, 406
SZ11	204
SZ11FH	204, 324
SZ11MH	204, 324
SZ11P	204
SZ11R	340
SZ11RFH	208, 324, 326, 328, 332, 336, 340
SZ11RMH	208, 324, 326, 328, 332, 336, 340
SZ11RP	322, 340
SZ11RT18	208, 324, 330, 332
SZ11RT4	322, 326, 328, 332, 334, 340
SZ11RT5	332
SZ11RTE	208, 324, 326, 328, 332, 336, 340
SZ11T18	204, 324
SZ11TE	204, 324
SZ12	116, 324



**GENERAL INDEX - INDICE GENERALE - GENERALVERZEICHNIS - INDEX GÉNÉRAL INDICE GENERAL - ÍNDICE GERAL**

Ref.	Page
SZ12FH	158, 316, 322, 326, 328, 336, 340
SZ12MH	158, 316, 322, 326, 328, 336, 340
SZ12P	116, 158, 324
SZ12T4	316, 322, 324, 326, 328, 334, 338
SZ12TE	158, 316, 322, 326, 328, 336, 340
SZ14RAP	394, 404, 406, 408
SZ17RFH	406, 408
SZ17RMH	406, 408
SZ17RTE	406, 408
SZ18FH	204
SZ18MH	204
SZ18RFH	206
SZ18RMH	206
SZ18RTE	206
SZ18TE	204
SZ19P	206
SZ19RP	204
SZ20P	204
SZ21RP	206, 208
SZ22FH	330, 334, 338
SZ22MH	330, 334, 338
SZ22TE	330, 334, 338
SZ24RAT22	414
SZ24RTE	390, 410, 414
SZ24RMH	390, 410,
<b>T</b>	
TAT1FH	342
TAT1MH	342
TAT1P	342
TAT1TE	342
TAT2P	342
TAT3RP	342
TBE1T5	162
TOY38RP	348

Ref.	Page
TOY40BT4	198, 200, 346, 350, 358
TOY40BTE	198, 200, 224, 228, 346, 350, 358
TOY40FH	134, 138, 142, 164, 168, 174, 178, 182, 186, 198, 200, 224, 228, 346, 350, 358
TOY40MH	134, 138, 142, 164, 168, 174, 178, 182, 186, 198, 200, 224, 228, 346, 350, 358
TOY41RAT4	348, 360
TOY41RAT5	356
TOY41RATE	348, 356, 360
TOY41RFH	64, 348, 352, 356, 360, 364
TOY41RMH	64, 348, 352, 356, 360, 364
TOY41RT4	64, 352, 356
TOY41RTE	64, 352, 356, 364
TOY42AT5	352, 360
TOY43	304, 322
TOY43AT18	332
TOY43AT31	286, 304, 342, 344, 348, 350, 352, 354, 356, 358, 360, 362, 364, 366
TOY43AT4	342, 344, 346, 348, 350, 352, 354, 358, 360, 362, 364, 366
TOY43ATE	286, 304, 342, 344, 348, 350, 352, 354, 356, 358, 360, 362, 364, 366
TOY43FH	286, 304, 342, 344, 346, 348, 350, 352, 354, 356, 358, 360, 362, 364, 366
TOY43MH	286, 304, 342, 344, 346, 348, 350, 352, 354, 356, 358, 360, 362, 364, 366
TOY43P	344, 354
TOY43R	32, 38, 112, 158
TOY43RATE	118, 158
TOY43RFH	32, 38, 112, 118, 158
TOY43RMH	118, 158
TOY43RP	32, 38, 158
TOY43T2	344


Ref.	Page
TOY43T3	346, 354
TOY43TE	344, 346, 354
TOY44	344, 354
TOY46RFH	346
TOY46RMH	346
TOY46RT3	346
TOY46RTE	346
TOY47BP	344
TOY47FH	64, 344, 348, 356
TOY47MH	64, 344, 348, 356
TOY47T16	344
TOY47T4	344, 348, 356
TOY47TE	64, 344, 348, 356
TOY48BT4	198, 200, 350, 358, 360, 362
TOY48BTE	198, 200, 350, 358, 360, 362
TOY48FH	198, 200, 350, 358, 360, 362
TOY48MH	198, 200, 350, 358, 360, 362
TOY49FH	140, 142, 164, 172, 174, 180
TOY49MH	140, 142, 164, 172, 174, 180
TOY49TE	164, 172, 174, 180
TOY57-PT	364
TRK1P	432
TRK2RAP	433
TRK3TBP	433
TRK4CP	433
TRK5P	432
TRK6P	432
TRK7P	432
<b>V</b>	
VA2FH	308
VA2MH	308
VA2T14	54, 56, 272, 274, 280
VA2TE	308



Ref.	Page
VA3-I	282, 298
VA5T5	212
VA6FH	54, 56, 236, 258, 270, 272, 274, 280, 290, 292, 294, 296, 298, 344
VA6MH	54, 56, 236, 258, 270, 272, 274, 280, 290, 292, 294, 296, 298, 344
VAC102-BI	298
VAC102-CI	298
VAC102DP	292
VAC102FH	288, 290, 292, 296, 298, 300
VAC102GP	298
VAC102MH	292, 298, 300
VAC102T1	288, 290, 292, 296, 298
VAC102T32	300
VAC102TE	292, 298, 300
VO11DP	372
VO12	429
VO4RDP	372
<b>W</b>	
WAS2	433
WAS3	433
WAS3BP	433
WAS3RBP	433
WAS4	433
WAS14R	433
WIK1	434
WIK1R	434
WT7CP	372
WT7FP	100
WT9T6	372
<b>Y</b>	
Y160-PT	50, 52, 66, 68, 70, 162, 282,
Y162-PT	50, 52, 66, 68

Ref.	Page
Y164-PT	50, 52, 66, 68, 162, 226, 422
YA4	434
YA4R	434
YA18	434
YAR2	434
YH14	414
YH21R	434
YH29	404, 408
YH29P	404, 408
YH29R	404, 408
YH29RP	404, 408
YH30	404, 406, 408
YH30BP	404, 406, 408
YH30R	404, 406, 408
YH30RBP	404, 406, 408
YH34P	392, 412
YH34RP	392, 412
YH35R	412, 414
YH35RAT22	410, 412, 414
YH35RATE	412, 414
YH35RBP	412, 414
YH35RFH	412, 414
YH35RMH	412, 414
YM15FH	68, 212, 368, 420
YM15P	212, 420
YM15T5	68, 212, 368, 420
YM27T2	28, 122, 252, 258, 264
YM28AT12	28, 114, 250, 262
YM28AT9	26, 114, 116, 250, 254, 260, 262
YM28CP	24
YM28FH	24, 26, 114, 116, 250, 254, 260, 262
YM28T2	24, 26, 114, 116, 250, 254, 260, 262
YM30P	302
YM30T5	302
YW1P	434

Ref.	Page
<b>Z</b>	
ZD16RP	378, 380, 392, 398, 400, 402, 404, 406, 410, 414
ZD17RAP	384, 402
ZD18	435
ZD18R	435
ZD21P	380, 382, 398
ZD22RBP	378
ZD23RCP	392, 398, 402
ZD23RT5	378, 398, 414
ZD24RAT22	414
ZD24RDP	378, 380, 382, 384, 386, 388, 398, 400, 406, 408, 410, 412, 414
ZD24RFH	384, 390, 410, 414
ZD24RMH	390, 410
ZD24RT14	388
ZD24RT5	384, 410, 414
ZD24RTE	390, 410
ZD25	435
ZD28RFP	380
ZD30T5	378, 384, 400
ZD7	400
ZD9	382, 400
ZD9P	382, 400

**EN IMPORTANT**

In compliance with current regulations relating to industrial property, we hereby state that the trade-marks or trade names mentioned in our catalogue are the exclusive property of authorized manufacturers of locks and users.

Said trade-marks or trade names are nominated only for the purposes of information so that any lock for which our keys are made can be rapidly identified.

This catalogue is reserved exclusively for professional key cutters who use Silca products.

**IT IMPORTANTE**

In conformità alle disposizioni legali in vigore relative alle proprietà industriali, informiamo che i marchi o le denominazioni commerciali citate nel nostro catalogo sono di proprietà esclusiva dei fabbricanti di serrature e degli utilizzatori autorizzati.

Questi marchi o denominazioni commerciali sono indicati a titolo di semplice informazione, con lo scopo di riconoscere velocemente a quali serrature le nostre chiavi sono destinate. Questo catalogo è esclusivamente riservato ai professionisti della riproduzione chiavi che utilizzano i prodotti Silca.

**DE WICHTIG**

Gemäß den derzeit geltenden Normen bezüglich des Industrieigentums teilen wir Ihnen mit, daß die im vorliegenden Katalog angeführten Markennamen oder Handelsmarken ausschließliches Eigentum der Schloßhersteller und zugelassenen Fachhändler sind.

Diese Markenbezeichnungen oder Handelsmarken sind nur zur Information angeführt, mit dem Zweck, schnell erkennen zu können, zu welchem Schloß unsere Schlüssel gehören.

Der vorliegende Katalog ist ausschließlich an Schlüsselkopier-Fachgeschäfte, die Silca Produkte benutzen, gerichtet.

**FR IMPORTANT**

Conformément aux lois en vigueur concernant la propriété industrielle, nous vous informons que les marques et appellations commerciales citées dans notre catalogue appartiennent exclusivement aux fabricants de serrures et aux utilisateurs autorisés.

Ces marques ou appellations commerciales sont indiquées à titre d'information pure et simple pour vous permettre de déterminer rapidement les serrures auxquelles nos clés sont destinées.

Ce catalogue est réservé exclusivement aux professionnels du taillage de clés qui utilisent les produits Silca.

**ES IMPORTANTE**

En conformidad con las vigentes disposiciones de ley sobre propiedad industrial, las marcas y denominaciones comerciales citadas en nuestro catálogo se declaran de propiedad exclusiva de los fabricantes de cerraduras y los utilizadores autorizados.

Dichas marcas o denominaciones comerciales se citan por simple información, al objeto de hacer comprender sin dificultad a qué cerraduras van destinadas nuestras llaves.

Este catálogo está reservado exclusivamente a los profesionales de la reproducción de llaves que utilizan los productos Silca.

**PT IMPORTANTE**

Em conformidade com as disposições legais em vigor relativas à propriedade industrial, informamos que as marcas ou as denominações comerciais citadas no nosso catálogo são propriedade exclusiva dos fabricantes de fechaduras e dos utilizadores autorizados.

Estas marcas ou denominações comerciais são indicadas só a nível de informação, a fim de reconhecer rapidamente a quais fechaduras se destinam as nossas chaves.

Este catálogo é reservado exclusivamente aos profissionais da reprodução de chaves que utilizam os produtos Silca.



#### **EN IMPORTANT**

All information and illustrations in this catalogue are for guidance only.

Silca reserves the right to alter products designs, dimensions or info to improve the products quality.

The contents of this catalogue are fully protected by Copyright and may not be copied or reproduced in any form, without written permission from Silca.

Any infringements will be dealt with under Italian law.

#### **IT IMPORTANTE**

Le illustrazioni e i dati tecnici dei prodotti contenuti nel catalogo debbono considerarsi indicativi.

Silca si riserva il diritto, ferme restando le caratteristiche essenziali dei prodotti, di apportare tutte le modifiche che ritiene necessarie e opportune al fine di migliorare la qualità dei prodotti.

Tutti i disegni e le fotografie sono di proprietà di Silca, ogni riproduzione anche parziale, senza autorizzazione scritta della Silca è vietata secondo termini di legge.

Per qualsiasi controversia competenti sono gli Uffici Giudiziari dove ha sede l'Azienda, con espressa esclusione di qualsiasi altro foro.

#### **DE WICHTIG**

Die Abbildungen und technischen Daten des Katalogs sind nur zur Information.

Silca behält sich vor, etwaige Änderungen am Produkt, die zur Verbesserung desselben beitragen vorzunehmen.

Alle Zeichnungen und Fotos sind Besitz der Firma Silca, jede Reproduktion, auch teilweise, ist ohne schriftliche Erlaubnis der Firma Silca gesetzlich untersagt.

Im Falle von Streitfragen ist der Gerichtshof des Firmensitzes zuständig; jeder andere Gerichtshof ist ausgeschlossen.

#### **FR IMPORTANT**

Les illustrations et les caractéristiques techniques des produits présentés dans ce catalogue sont données à titre indicatif.

Bien que les caractéristiques essentielles des produits soient invariables, Silca se réserve le droit d'apporter toutes les modifications qu'elle retiendra nécessaires et opportunes afin d'améliorer la qualité de ses produits.

Tous les dessins et photos sont propriété Silca et toute reproduction, même partielle, sans l'autorisation écrite préalable de Silca est interdite conformément aux prescriptions légales. Tout litige est du ressort exclusif des Tribunaux de la circonscription où se trouve le Siège de la Société.

#### **ES IMPORTANTE**

Las ilustraciones y los datos técnicos de los productos en este catálogo son indicativos.

La Silca se reserva el derecho, quedando invariadas las características principales de los productos, de modificar todo lo que considere necesario y oportuno para mejorar la calidad de sus artículos.

Todos los dibujos y las fotografías pertenecen a la Silca; según determina la Ley, se prohíbe toda reproducción aunque parcial, sin autorización por escrito de la Silca.

En caso de disputas la competencia es de las autoridades judiciales donde está domiciliada la firma, excluyendo cualquier otro foro.

#### **PT IMPORTANTE**


As ilustrações e as características técnicas dos produtos apresentados neste catálogo são facultados a título indicativo.

Mesmo que as características essenciais dos produtos sejam invariáveis, à Silca reserva-se o direito de modificar ser necessário e oportuno los productos, afim de melhorar a sua qualidade.

Todos os desenhos e fotos são propriedade da Silca, e é proibida a sua reprodução mesmo parcial sem a autorização escrita da Silca conforme as prescrições legais.

Em caso de litígio fica desde já designado, excluindo qualquer outro, o Tribunal da comarca onde está registada a sede da Silca.





**POEW**  
Printed in Italy 05/2014

**SILCA S.p.A.**  
Via Podgora, 20 (Z.I.)  
31029 VITTORIO VENETO (TV)  
Phone: +39 0438 9136  
Fax +39 0438 913800  
E-mail: [silca@silca.it](mailto:silca@silca.it)  
[www.silca.biz](http://www.silca.biz)



**SILCA GmbH**  
Siemensstrasse, 33  
42551 VELBERT  
Phone: +49 2051 2710  
Fax +49 2051 271172  
E-mail: [info@silca.de](mailto:info@silca.de)  
[www.silca.de](http://www.silca.de)

**H. CILLEKENS B.V.**  
Metaalweg, 4  
6045 JB ROERMOND  
Phone: +31 475 325147  
Fax +31 475 323640  
E-mail: [info@hcillekens.nl](mailto:info@hcillekens.nl)  
[www.hcillekens.nl](http://www.hcillekens.nl)

**SILCA KEY SYSTEMS S.A.**  
C/Santander 73A  
08020 BARCELONA  
Phone: +34 93 4981400  
Fax +34 93 2788004  
E-mail: [silca@silca.es](mailto:silca@silca.es)  
[www.silca.es](http://www.silca.es)

**MINDA SILCA Engineering Ltd.**  
Plot no. 37- Toy City  
Greater Noida-201308, U.P.  
Phone: +91 9871397630/31  
Fax +91 120 2351301  
E-mail: [info@mindsilca.in](mailto:info@mindsilca.in)  
[www.mindsilca.in](http://www.mindsilca.in)

**SILCA S.A.S.**  
12, Rue de Rouen  
Z.I. Limay - Porcheville  
78440 PORCHEVILLE  
Phone: +33 1 30983500  
Fax +33 1 30983501  
E-mail: [info@silca.fr](mailto:info@silca.fr)  
[www.silca.fr](http://www.silca.fr)

**FLEXONSILCA S.A.**  
Km 1.5 Via Briceño-Zipaquirá  
Parque Ind. Trafalgar Bodega 3  
Tocancipa-Cundinamarca  
Phone: +57 1 7366480  
Fax +57 1 7366490  
[www.flexonsilca.co](http://www.flexonsilca.co)

**SILCA Ltd.**  
Unit 6 Lloyds Court  
Manor Royal  
CRAWLEY RH10 9QU  
Phone: +44 1293 531134  
Fax +44 1293 531108  
E-mail: [sales@silcald.co.uk](mailto:sales@silcald.co.uk)  
[www.silcald.co.uk](http://www.silcald.co.uk)

**KABA DO BRASIL Ltda**  
Rua Guilherme Asbahr Neto, 510  
São Paul, SP 04646-001  
Phone: +55 11 55454520/29  
E-mail: [silca@kabado brasil.com.br](mailto:silca@kabado brasil.com.br)  
[www.silcachaves.com.br](http://www.silcachaves.com.br)

Members of the Kaba Group

